



US00D356653S

United States Patent [19]

[11] Patent Number: Des. 356,653

McVicker

[45] Date of Patent: ** Mar. 21, 1995

[54] YARD LIGHT

[57] CLAIM

[76] Inventor: **Richard E. McVicker**, 6521 Orville La., Indianapolis, Ind. 46237

The ornamental design for a yard light, as shown and described.

[**] Term: 14 Years

DESCRIPTION

[21] Appl. No.: 7,547

FIG. 1 is a perspective view of a yard light including the front and right side showing my new design in solid lines;

[22] Filed: Apr. 26, 1993

FIG. 2 is a front view thereof with the back view being a mirror image thereof;

[52] U.S. Cl. D26/69; D25/127

FIG. 3 is a right-side elevational view of FIG. 2 with the left-side being a mirror image thereof;

[58] Field of Search D26/67-71; 362/431, 153, 153.1; D25/126, 127, 128; 52/721; 248/158, 163.1

FIG. 4 is a top plan view of FIG. 1;

[56] References Cited

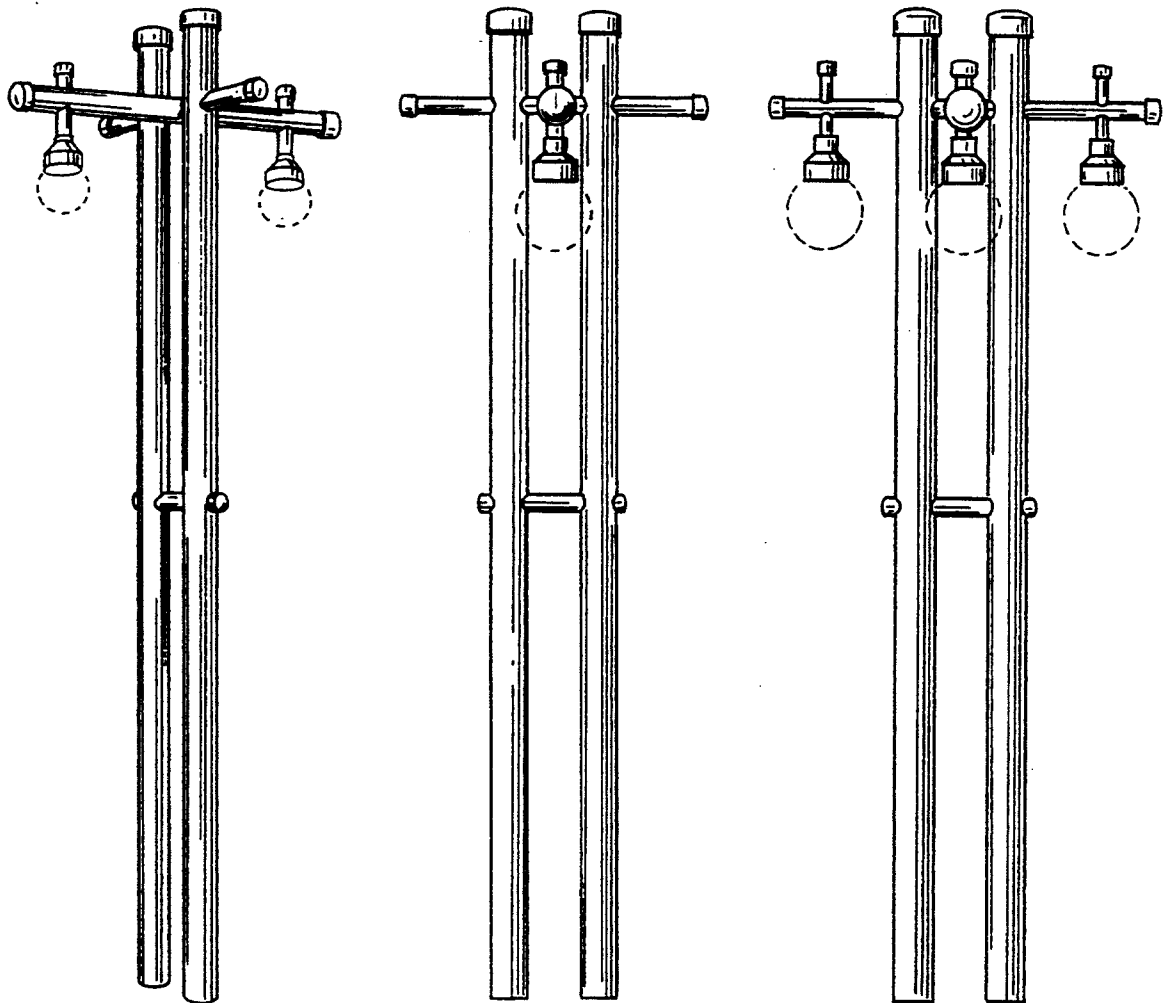
FIG. 5 is a front elevational view of a second embodiment of a yard light showing my new design in solid lines with the back view being a mirror image thereof; FIG. 6 is a right-side elevational view of FIG. 5 with the left-side being a mirror image thereof; and, FIG. 7 is a top plan view of FIG. 5.

U.S. PATENT DOCUMENTS

D. 40,737 6/1910 Munhall D26/69
D. 220,536 4/1971 Selden D25/127
2,469,805 5/1949 Wilkinson et al. 52/721 X

Broken lines illustrated in the drawings are not part of the design sought to be patented.

Primary Examiner—Susan J. Lucas



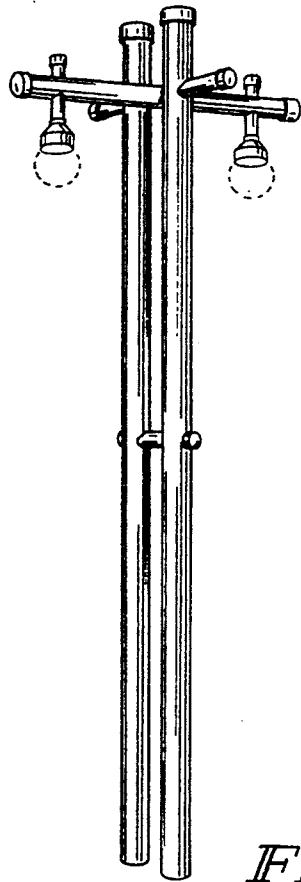


FIG. 1

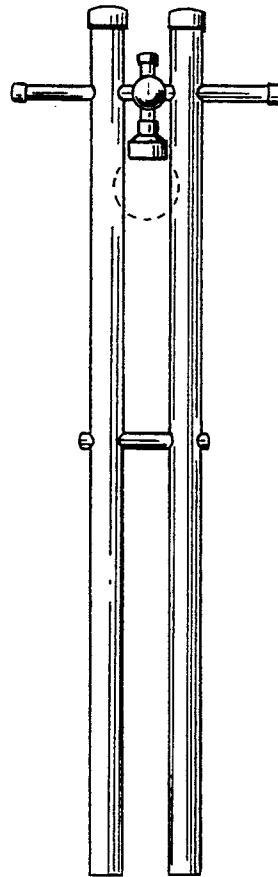


FIG. 2

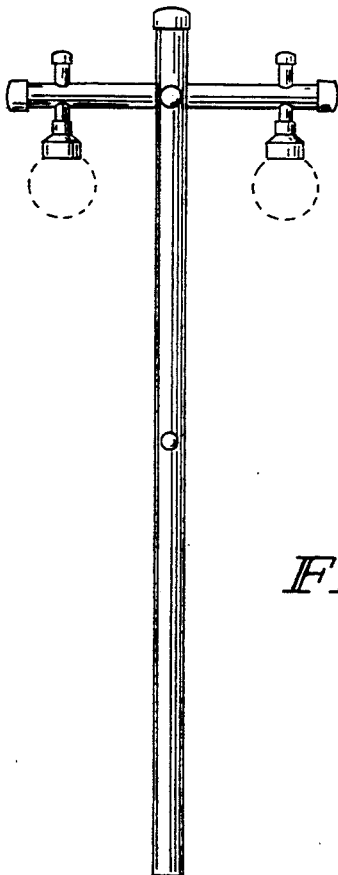


FIG. 3

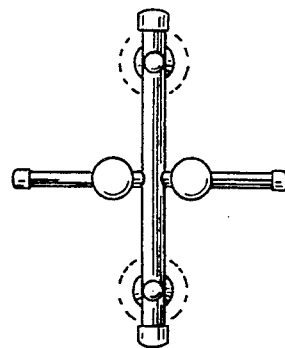


FIG. 4

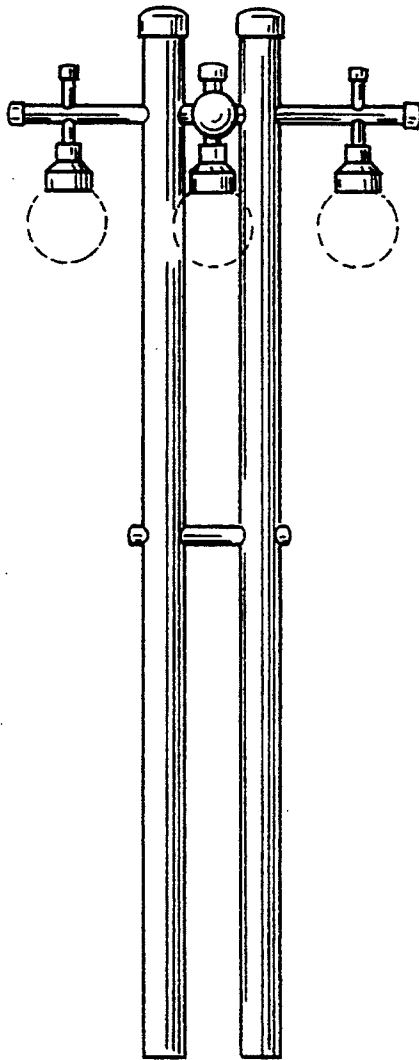


FIG 5

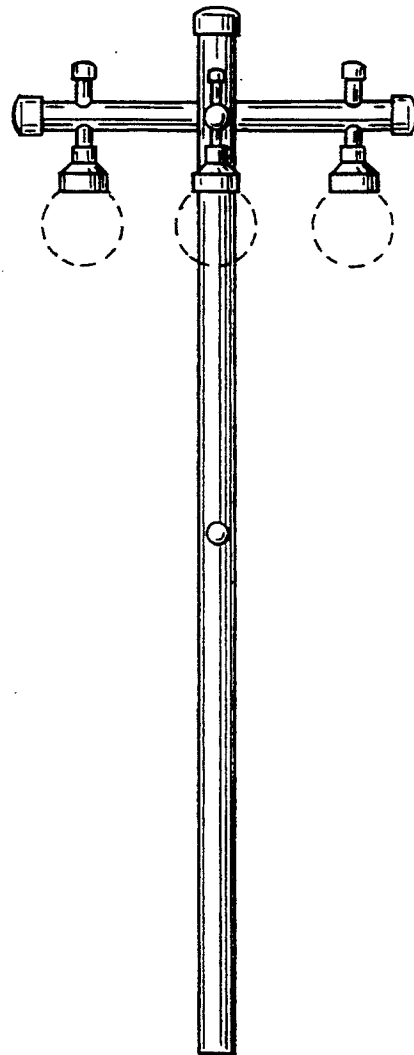


FIG 6

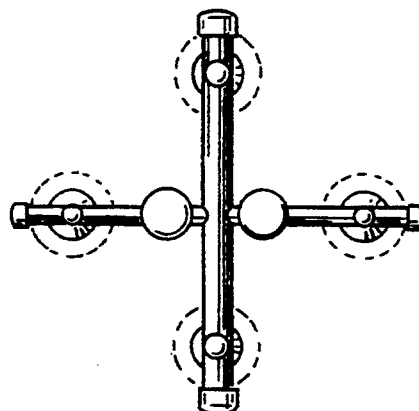


FIG 7