

(19) World Intellectual Property Organization
International Bureau



(43) International Publication Date
29 March 2012 (29.03.2012)

PCT

(10) International Publication Number
WO 2012/039787 A1

(51) International Patent Classification:
C07D 487/04 (2006.01) A61K 31/41 (2006.01)

(21) International Application Number:
PCT/US2011/028897

(22) International Filing Date:
17 March 2011 (17.03.2011)

(25) Filing Language: English

(26) Publication Language: English

(30) Priority Data:
12/885,917 20 September 2010 (20.09.2010) US

(71) Applicant (for all designated States except US):
GILEAD SCIENCES, INC. [US/US]; 333 Lakeside Drive, Foster City, CA 94404 (US).

(72) Inventors; and

(75) Inventors/Applicants (for US only): CHO, Aesop [US/US]; 1656 Notre Dame Drive, Mountain View, CA 94040 (US). KIM, Choung [US/US]; 1750 Elizabeth Street, San Carlos, CA 94070 (US). RAY, Adrian [US/US]; 19 Pilot Circle, Redwood City, CA 94065 (US).

(74) Agents: VOELK, Eric, K. et al.; Gilead Sciences, Inc., 333 Lakeside Drive, Foster City, CA 94404 (US).

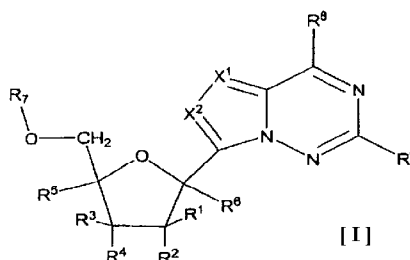
(81) Designated States (unless otherwise indicated, for every kind of national protection available): AE, AG, AL, AM, AO, AT, AU, AZ, BA, BB, BG, BH, BR, BW, BY, BZ, CA, CH, CL, CN, CO, CR, CU, CZ, DE, DK, DM, DO, DZ, EC, EE, EG, ES, FI, GB, GD, GE, GH, GM, GT, HN, HR, HU, ID, IL, IN, IS, JP, KE, KG, KM, KN, KP, KR, KZ, LA, LC, LK, LR, LS, LT, LU, LY, MA, MD, ME, MG, MK, MN, MW, MX, MY, MZ, NA, NG, NI, NO, NZ, OM, PE, PG, PH, PL, PT, RO, RS, RU, SC, SD, SE, SG, SK, SL, SM, ST, SV, SY, TH, TJ, TM, TN, TR, TT, TZ, UA, UG, US, UZ, VC, VN, ZA, ZM, ZW.

(84) Designated States (unless otherwise indicated, for every kind of regional protection available): ARIPO (BW, GH, GM, KE, LR, LS, MW, MZ, NA, SD, SL, SZ, TZ, UG, ZM, ZW), Eurasian (AM, AZ, BY, KG, KZ, MD, RU, TJ, TM), European (AL, AT, BE, BG, CH, CY, CZ, DE, DK, EE, ES, FI, FR, GB, GR, HR, HU, IE, IS, IT, LT, LU, LV, MC, MK, MT, NL, NO, PL, PT, RO, RS, SE, SI, SK, SM, TR), OAPI (BF, BJ, CF, CG, CI, CM, GA, GN, GQ, GW, ML, MR, NE, SN, TD, TG).

Published:

— with international search report (Art. 21(3))

(54) Title: 2' -FLUORO SUBSTITUTED CARBA-NUCLEOSIDE ANALOGS FOR ANTIVIRAL TREATMENT



(57) Abstract: Provided are pyrrolo[1,2-f][1,2,4] triazinyl, imidazo[1,5-f][1,2,4]triazinyl, imidazo[1,2-f][1,2,4]triazinyl, and [1,2,4]triazolo[4,3-f][1,2,4]triazinyl nucleosides, nucleoside phosphates and prodrugs thereof, wherein the 2' position of the nucleoside sugar is substituted with halogen and carbon substituents. The compounds, compositions, and methods provided are useful for the treatment of *Flaviviridae* virus infections, particularly hepatitis C infections caused by both wild type and mutant strains of HCV.



WO 2012/039787 A1

5

**2'-FLUORO SUBSTITUTED CARBA-NUCLEOSIDE ANALOGS FOR
ANTIVIRAL TREATMENT**

10

FIELD OF THE INVENTION

The invention relates generally to compounds with antiviral activity, more particularly nucleosides active against *Flaviviridae* infections and most particularly to inhibitors of hepatitis C virus RNA-dependent RNA polymerase.

15

BACKGROUND OF THE INVENTION

Viruses comprising the *Flaviviridae* family comprise at least three distinguishable genera including *pestiviruses*, *flaviviruses*, and *hepaciviruses* (Calisher, *et al.*, J. Gen. Virol., 1993, 70, 37-43). While *pestiviruses* cause many economically important animal diseases such as bovine viral diarrhea virus (BVDV), classical swine fever virus (CSFV, hog cholera) and border disease of sheep (BDV), their importance in human disease is less well characterized (Moennig, V., *et al.*, Adv. Vir. Res. 1992, 48, 53-98). *Flaviviruses* are responsible for important human diseases such as dengue fever and yellow fever while *hepaciviruses* cause hepatitis C virus infections in humans. Other important viral infections caused by the *Flaviviridae* family include West Nile virus (WNV) Japanese encephalitis virus (JEV), tick-borne encephalitis virus, Junjin virus, Murray Valley encephalitis, St Louis encephalitis, Omsk hemorrhagic fever virus and Zika virus. Combined, infections from the *Flaviviridae* virus family cause significant mortality, morbidity and economic losses throughout the world. Therefore, there is a need to develop effective treatments for *Flaviviridae* virus infections.

5 The hepatitis C virus (HCV) is the leading cause of chronic liver disease worldwide (Boyer, N. et al. *J Hepatol.* 32:98-112, 2000) so a significant focus of current antiviral research is directed toward the development of improved methods of treatment of chronic HCV infections in humans (Di Besceglie, A.M. and Bacon, B. R., *Scientific American*, Oct.: 80-85, (1999); Gordon, C. P., et al., *J. Med. Chem.* 10 **2005**, *48*, 1-20; Maradpour, D.; et al., *Nat. Rev. Micro.* **2007**, *5*(6), 453-463). A number of HCV treatments are reviewed by Bymock et al. in *Antiviral Chemistry & Chemotherapy*, 11:2; 79-95 (2000).

 RNA-dependent RNA polymerase (RdRp) is one of the best studied targets for the development of novel HCV therapeutic agents. The NS5B polymerase is a target 15 for inhibitors in early human clinical trials (Sommadossi, J., WO 01/90121 A2, US 2004/0006002 A1). These enzymes have been extensively characterized at the biochemical and structural level, with screening assays for identifying selective inhibitors (De Clercq, E. (2001) *J. Pharmacol. Exp. Ther.* 297:1-10; De Clercq, E. (2001) *J. Clin. Virol.* 22:73-89). Biochemical targets such as NS5B are important in 20 developing HCV therapies since HCV does not replicate in the laboratory and there are difficulties in developing cell-based assays and preclinical animal systems.

 Currently, there are primarily two antiviral compounds, ribavirin, a nucleoside analog, and interferon-alpha (α) (IFN), that are used for the treatment of chronic HCV infections in humans. Ribavirin alone is not effective in reducing viral RNA levels, 25 has significant toxicity, and is known to induce anemia. The combination of IFN and ribavirin has been reported to be effective in the management of chronic hepatitis C (Scott, L. J., et al. *Drugs* **2002**, *62*, 507-556) but less than half the patients infected with some genotypes show a persistent benefit when given this treatment. Other patent applications disclosing the use of nucleoside analogs to treat hepatitis C virus 30 include WO 01/32153, WO 01/60315, WO 02/057425, WO 02/057287, WO 02/032920, WO 02/18404, WO 04/046331, WO2008/089105 and WO2008/141079 but additional treatments for HCV infections have not yet become available for patients.

5 Virologic cures of patients with chronic HCV infection are difficult to achieve because of the prodigious amount of daily virus production in chronically infected patients and the high spontaneous mutability of HCV virus (Neumann, et al., *Science* **1998**, 282, 103-7; Fukimoto, et al., *Hepatology*, **1996**, 24, 1351-4; Domingo, et al., *Gene*, **1985**, 40, 1-8; Martell, et al., *J. Virol.* **1992**, 66, 3225-9. Experimental anti-
10 viral nucleoside analogs have been shown to induce viable mutations in the HCV virus both *in vivo* and *in vitro* (Migliaccio, et al., *J. Biol. Chem.* **2003**, 926; Carroll, et al., *Antimicrobial Agents Chemotherapy* **2009**, 926; Brown, A. B., *Expert Opin. Investig. Drugs* **2009**, 18, 709-725). Therefore, drugs having improved antiviral properties, particularly enhanced activity against resistant strains of virus; improved
15 oral bioavailability; fewer undesirable side effects and extended effective half-life *in vivo* (De Francesco, R. et al. (2003) *Antiviral Research* 58:1-16) are urgently needed.

 Certain ribosides of the nucleobases pyrrolo[1,2-f][1,2,4]triazine, imidazo[1,5-f][1,2,4]triazine, imidazo[1,2-f][1,2,4]triazine, and [1,2,4]triazolo[4,3-f][1,2,4]triazine have been disclosed in *Carbohydrate Research* 2001, 331(1), 77-82; *Nucleosides &*
20 *Nucleotides* (1996), 15(1-3), 793-807; *Tetrahedron Letters* (1994), 35(30), 5339-42; *Heterocycles* (1992), 34(3), 569-74; *J. Chem. Soc. Perkin Trans. 1* 1985, 3, 621-30; *J. Chem. Soc. Perkin Trans. 1* 1984, 2, 229-38; WO 2000056734; *Organic Letters* (2001), 3(6), 839-842; *J. Chem. Soc. Perkin Trans. 1* 1999, 20, 2929-2936; and *J. Med. Chem.* 1986, 29(11), 2231-5. However, these compounds have not been
25 disclosed as useful for the treatment of HCV.

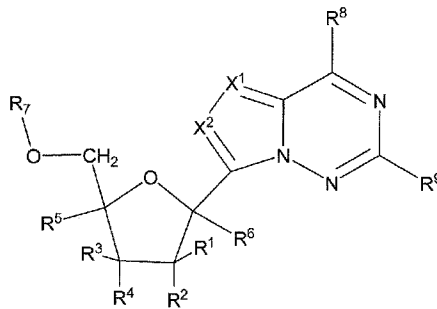
 Ribosides of pyrrolo[1,2-f][1,2,4]triazinyl, imidazo[1,5-f][1,2,4]triazinyl, imidazo[1,2-f][1,2,4]triazinyl, and [1,2,4]triazolo[4,3-f][1,2,4]triazinyl nucleobases with antiviral, anti-HCV, and anti-RdRp activity have been disclosed by Babu, Y. S., WO2008/089105 and WO2008/141079; Cho, et al., WO2009/132123 and Francom,
30 et al. WO2010/002877. Butler, et al., WO2009/132135, has disclosed anti-viral pyrrolo[1,2-f][1,2,4]triazinyl, imidazo[1,5-f][1,2,4]triazinyl, imidazo[1,2-f][1,2,4]triazinyl, and [1,2,4]triazolo[4,3-f][1,2,4]triazinyl nucleosides wherein the 1' position of the nucleoside sugar is substituted.

5

SUMMARY OF THE INVENTION

Provided are compounds that inhibit viruses of the *Flaviviridae* family. The invention also comprises compounds of Formula I or Formula IV-VI that inhibit viral nucleic acid polymerases, particularly HCV RNA-dependent RNA polymerase (RdRp), rather than cellular nucleic acid polymerases. The compounds of Formula I or Formula IV-VI have been discovered to be efficacious against both wild type and S282T mutant strains of HCV virus. Therefore, a compound of Formula I or Formula IV-VI are useful for treating *Flaviviridae* infections in humans and other animals.

In one embodiment, provided are compounds of Formula I:



15

Formula I

or a pharmaceutically acceptable salt, thereof;

wherein:

R^1 is (C₁-C₈)alkyl, (C₄-C₈)carbocyclalkyl, (C₁-C₈)substituted alkyl, (C₂-C₈)alkenyl, (C₂-C₈)substituted alkenyl, (C₂-C₈)alkynyl, (C₂-C₈)substituted alkynyl, or aryl(C₁-C₈)alkyl;

R^2 is halogen;

each R^3 , R^4 , or R^5 is independently H, OR^a, N(R^a)₂, N₃, CN, NO₂, S(O)_nR^a, halogen, (C₁-C₈)alkyl, (C₄-C₈)carbocyclalkyl, (C₁-C₈)substituted alkyl, (C₂-C₈)alkenyl, (C₂-C₈)substituted alkenyl, (C₂-C₈)alkynyl, (C₂-C₈)substituted alkynyl, or aryl(C₁-C₈)alkyl;

25

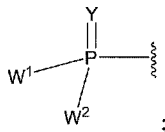
5 or any two of R³, R⁴ or R⁵ on adjacent carbon atoms when taken together are – O(CO)O- or when taken together with the ring carbon atoms to which they are attached form a double bond;

R⁶ is H, OR^a, N(R^a)₂, N₃, CN, NO₂, S(O)_nR^a, -C(=O)R¹¹, -C(=O)OR¹¹, -C(=O)NR¹¹R¹², -C(=O)SR¹¹, -S(O)R¹¹, -S(O)₂R¹¹, -S(O)(OR¹¹), -S(O)₂(OR¹¹),
 10 -SO₂NR¹¹R¹², halogen, (C₁-C₈)alkyl, (C₄-C₈)carbocyclalkyl, (C₁-C₈)substituted alkyl, (C₂-C₈)alkenyl, (C₂-C₈)substituted alkenyl, (C₂-C₈)alkynyl, (C₂-C₈)substituted alkynyl, or aryl(C₁-C₈)alkyl;

each n is independently 0, 1, or 2;

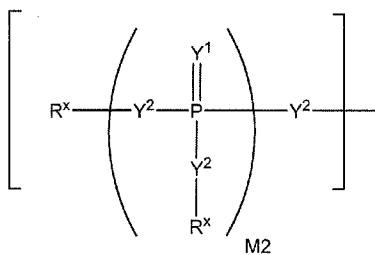
each R^a is independently H, (C₁-C₈)alkyl, (C₂-C₈)alkenyl, (C₂-C₈)alkynyl,
 15 aryl(C₁-C₈)alkyl, (C₄-C₈)carbocyclalkyl, -C(=O)R¹¹, -C(=O)OR¹¹, -C(=O)NR¹¹R¹², -C(=O)SR¹¹, -S(O)R¹¹, -S(O)₂R¹¹, -S(O)(OR¹¹), -S(O)₂(OR¹¹), or -SO₂NR¹¹R¹²;

R⁷ is H, -C(=O)R¹¹, -C(=O)OR¹¹, -C(=O)NR¹¹R¹², -C(=O)SR¹¹, -S(O)R¹¹, -S(O)₂R¹¹, -S(O)(OR¹¹), -S(O)₂(OR¹¹), -SO₂NR¹¹R¹², or



20 each Y or Y¹ is, independently, O, S, NR, ⁺N(O)(R), N(OR), ⁺N(O)(OR), or N-NR₂;

W¹ and W², when taken together, are -Y³(C(R^y)₂)₃Y³-; or one of W¹ or W² together with either R³ or R⁴ is -Y³- and the other of W¹ or W² is Formula Ia; or W¹ and W² are each, independently, a group of the Formula Ia:



25

5

Formula Ia

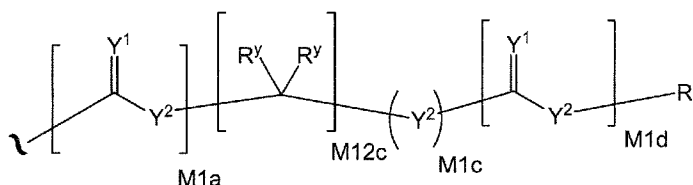
wherein:

each Y² is independently a bond, O, CR₂, NR, ⁺N(O)(R), N(OR), ⁺N(O)(OR), N-NR₂, S, S-S, S(O), or S(O)₂;

each Y³ is independently O, S, or NR;

10 M2 is 0, 1 or 2;

each R^x is independently R^y or the formula:



wherein:

each M1a, M1c, and M1d is independently 0 or 1;

15 M12c is 0, 1, 2, 3, 4, 5, 6, 7, 8, 9, 10, 11 or 12;

each R^y is independently H, F, Cl, Br, I, OH, R, -C(=Y¹)R, -C(=Y¹)OR, -C(=Y¹)N(R)₂, -N(R)₂, -⁺N(R)₃, -SR, -S(O)R, -S(O)₂R, -S(O)(OR), -S(O)₂(OR), -OC(=Y¹)R, -OC(=Y¹)OR, -OC(=Y¹)(N(R)₂), -SC(=Y¹)R, -SC(=Y¹)OR, -SC(=Y¹)(N(R)₂), -N(R)C(=Y¹)R, -N(R)C(=Y¹)OR, -N(R)C(=Y¹)N(R)₂, -SO₂NR₂, -CN, -N₃, -NO₂, -OR, or W³; or when taken together, two R^y on the same carbon atom form a carbocyclic ring of 3 to 7 carbon atoms;

20 each R is independently H, (C₁-C₈) alkyl, (C₁-C₈) substituted alkyl, (C₂-C₈) alkenyl, (C₂-C₈) substituted alkenyl, (C₂-C₈) alkynyl, (C₂-C₈) substituted alkynyl, C₆-C₂₀ aryl, C₆-C₂₀ substituted aryl, C₂-C₂₀ heterocyclyl, C₂-C₂₀ substituted heterocyclyl, arylalkyl or substituted arylalkyl;

W³ is W⁴ or W⁵; W⁴ is R, -C(Y¹)R^y, -C(Y¹)W⁵, -SO₂R^y, or -SO₂W⁵; and W⁵ is a carbocycle or a heterocycle wherein W⁵ is independently substituted with 0 to 3 R^y groups;

each X¹ or X² is independently C-R¹⁰ or N;

- 5 each R⁸ is halogen, NR¹¹R¹², N(R¹¹)OR¹¹, NR¹¹NR¹¹R¹², N₃, NO, NO₂, CHO, CN, -CH(=NR¹¹), -CH=NNHR¹¹, -CH=N(OR¹¹), -CH(OR¹¹)₂, -C(=O)NR¹¹R¹², -C(=S)NR¹¹R¹², -C(=O)OR¹¹, (C₁-C₈)alkyl, (C₂-C₈)alkenyl, (C₂-C₈)alkynyl, (C₄-C₈)carbocyclalkyl, optionally substituted aryl, optionally substituted heteroaryl, -C(=O)(C₁-C₈)alkyl, -S(O)_n(C₁-C₈)alkyl, aryl(C₁-C₈)alkyl, OR¹¹ or SR¹¹;
- 10 each R⁹ or R¹⁰ is independently H, halogen, NR¹¹R¹², N(R¹¹)OR¹¹, NR¹¹NR¹¹R¹², N₃, NO, NO₂, CHO, CN, -CH(=NR¹¹), -CH=NNHR¹¹, -CH=N(OR¹¹), -CH(OR¹¹)₂, -C(=O)NR¹¹R¹², -C(=S)NR¹¹R¹², -C(=O)OR¹¹, R¹¹, OR¹¹ or SR¹¹;
- each R¹¹ or R¹² is independently H, (C₁-C₈)alkyl, (C₂-C₈)alkenyl, (C₂-C₈)alkynyl, (C₄-C₈)carbocyclalkyl, optionally substituted aryl, optionally substituted heteroaryl, -C(=O)(C₁-C₈)alkyl, -S(O)_n(C₁-C₈)alkyl or aryl(C₁-C₈)alkyl; or R¹¹ and R¹² taken together with a nitrogen to which they are both attached form a 3 to 7 membered heterocyclic ring wherein any one carbon atom of said heterocyclic ring can optionally be replaced with -O-, -S- or -NR^a;
- 20 wherein each (C₁-C₈)alkyl, (C₂-C₈)alkenyl, (C₂-C₈)alkynyl or aryl(C₁-C₈)alkyl of each R¹, R³, R⁴, R⁵, R⁶, R¹¹ or R¹² is, independently, optionally substituted with one or more halo, hydroxy, CN, N₃, N(R^a)₂ or OR^a; and wherein one or more of the non-terminal carbon atoms of each said (C₁-C₈)alkyl may be optionally replaced with -O-, -S- or -NR^a.

25 In another embodiment, provided are compounds of Formula I or Formula IV-VI and pharmaceutically acceptable salts thereof and all racemates, enantiomers, diastereomers, tautomers, polymorphs, pseudopolymorphs and amorphous forms thereof.

30 In another embodiment, provided are novel compounds of Formula I or Formula IV-VI with activity against infectious *Flaviviridae* viruses. Without wishing to be bound by theory, the compounds of the invention may inhibit viral RNA-dependent RNA polymerase and thus inhibit the replication of the virus. They are useful for treating human patients infected with a human virus such as hepatitis C.

5 In another embodiment, provided are pharmaceutical compositions comprising an effective amount of a Formula I or a Formula IV-VI compound, or a pharmaceutically acceptable salt thereof, in combination with a pharmaceutically acceptable diluent or carrier.

10 In another embodiment, the present application provides for combination pharmaceutical agent comprising:

 a) a first pharmaceutical composition comprising a compound of Formula I or Formula IV-VI; or a pharmaceutically acceptable salt, solvate, or ester thereof; and

 b) a second pharmaceutical composition comprising at least one
15 additional therapeutic agent selected from the group consisting of interferons, ribavirin or its analogs, HCV NS3 protease inhibitors, NS5a inhibitors, alpha-glucosidase 1 inhibitors, hepatoprotectants, mevalonate decarboxylase antagonists, antagonists of the renin-angiotensin system, other anti-fibrotic agents, endothelin antagonists, nucleoside or nucleotide inhibitors of HCV NS5B polymerase, non-
20 nucleoside inhibitors of HCV NS5B polymerase, HCV NS5A inhibitors, TLR-7 agonists, cyclophilin inhibitors, HCV IRES inhibitors, pharmacokinetic enhancers and other drugs for treating HCV; or mixtures thereof.

 In another embodiment, the present application provides for a method of inhibiting HCV polymerase, comprising contacting a cell infected with HCV with an
25 effective amount of a compound of Formula I or Formula IV-VI; or a pharmaceutically acceptable salts, solvate, and/or ester thereof.

 In another embodiment, the present application provides for a method of inhibiting HCV polymerase, comprising contacting a cell infected with HCV with an effective amount of a compound of Formula I or Formula IV-VI; or a
30 pharmaceutically acceptable salts, solvate, and/or ester thereof; and at least one additional therapeutic agent.

 In another embodiment, the present application provides for a method of treating and/or preventing a disease caused by a viral infection wherein the viral infection is caused by a virus selected from the group consisting of dengue virus,

5 yellow fever virus, West Nile virus, Japanese encephalitis virus, tick-borne
encephalitis virus, Junjin virus, Murray Valley encephalitis virus, St Louis
encephalitis virus, Omsk hemorrhagic fever virus, bovine viral diarrhea virus, Zika
virus and Hepatitis C virus; by administering to a subject in need thereof a
therapeutically effective amount of a compound of Formula I or Formula IV-VI, or a
10 pharmaceutically acceptable salt thereof.

In another embodiment, the present application provides for a method of
treating HCV in a patient, comprising administering to said patient a therapeutically
effective amount of a compound of Formula I or Formula IV-VI; or a
pharmaceutically acceptable salt, solvate, and/or ester thereof.

15 In another embodiment, the present application provides for a method of
treating HCV in a patient, comprising administering to said patient a therapeutically
effective amount of a compound of Formula I or Formula IV-VI; or a
pharmaceutically acceptable salt, solvate, and/or ester thereof; and at least one
additional therapeutic agent.

20 Another aspect of the invention provides a method for the treatment or
prevention of the symptoms or effects of an HCV infection in an infected animal
which comprises administering to, i.e. treating, said animal with a pharmaceutical
combination composition or formulation comprising an effective amount of a Formula
I compound or Formula IV-VI, and a second compound having anti-HCV properties.

25 In another aspect, the invention also provides a method of inhibiting HCV,
comprising administering to a mammal infected with HCV an amount of a Formula I
or Formula IV-VI compound, effective to inhibit the replication of HCV in infected
cells in said mammal.

In another aspect, provided is the use of a compound of Formula I or Formula
30 IV-VI for the manufacture of a medicament for the treatment of *Flaviviridae* viral
infections. In another aspect, provided is a compound of Formula I or Formula IV-VI
for use in treating a *Flaviviridae* viral infection. In one embodiment, the *Flaviviridae*
viral infection is acute or chronic HCV infection. In one embodiment of each aspect

5 of use and compound, the treatment results in the reduction of one or more of the viral loads or clearance of RNA in the patient.

In another aspect, the invention also provides processes and novel intermediates disclosed herein which are useful for preparing Formula I or Formula IV-VI compounds of the invention.

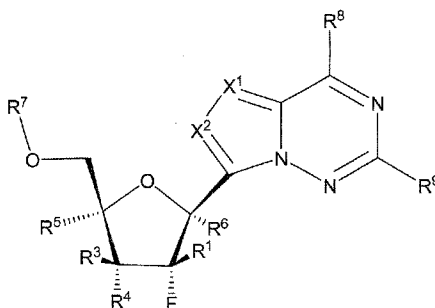
10 In other aspects, novel methods for synthesis, analysis, separation, isolation, purification, characterization, and testing of the compounds of this invention are provided.

15

DETAILED DESCRIPTION OF EXEMPLARY EMBODIMENTS

Reference will now be made in detail to certain embodiments of the invention, examples of which are illustrated in the accompanying description, structures and
20 formulas. While the invention will be described in conjunction with the enumerated embodiments, it will be understood that they are not intended to limit the invention to those embodiments. On the contrary, the invention is intended to cover all alternatives, modifications, and equivalents, which may be included within the scope of the present invention.

25 In another aspect, compounds of Formula I are represented by Formula II:



5

Formula II

or a pharmaceutically acceptable salt, thereof;

wherein:

R^1 is (C₁-C₈)alkyl, (C₄-C₈)carbocyclalkyl, (C₁-C₈)substituted alkyl, (C₂-C₈)alkenyl, (C₂-C₈)substituted alkenyl, (C₂-C₈)alkynyl, (C₂-C₈)substituted alkynyl, or aryl(C₁-C₈)alkyl;

10

each R^3 , R^4 , or R^5 is independently H, OR^a, N(R^a)₂, N₃, CN, NO₂, S(O)_nR^a, halogen, (C₁-C₈)alkyl, (C₄-C₈)carbocyclalkyl, (C₁-C₈)substituted alkyl, (C₂-C₈)alkenyl, (C₂-C₈)substituted alkenyl, (C₂-C₈)alkynyl, (C₂-C₈)substituted alkynyl, or aryl(C₁-C₈)alkyl;

15

or any two of R^3 , R^4 or R^5 on adjacent carbon atoms when taken together are -O(CO)O- or when taken together with the ring carbon atoms to which they are attached form a double bond;

R^6 is H, OR^a, N(R^a)₂, N₃, CN, NO₂, S(O)_nR^a, -C(=O)R¹¹, -C(=O)OR¹¹, -C(=O)NR¹¹R¹², -C(=O)SR¹¹, -S(O)R¹¹, -S(O)₂R¹¹, -S(O)(OR¹¹), -S(O)₂(OR¹¹),

20

-SO₂NR¹¹R¹², halogen, (C₁-C₈)alkyl, (C₄-C₈)carbocyclalkyl, (C₁-C₈)substituted alkyl, (C₂-C₈)alkenyl, (C₂-C₈)substituted alkenyl, (C₂-C₈)alkynyl, (C₂-C₈)substituted alkynyl, or aryl(C₁-C₈)alkyl;

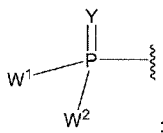
each n is independently 0, 1, or 2;

each R^a is independently H, (C₁-C₈)alkyl, (C₂-C₈)alkenyl, (C₂-C₈)alkynyl,

25

aryl(C₁-C₈)alkyl, (C₄-C₈)carbocyclalkyl, -C(=O)R¹¹, -C(=O)OR¹¹, -C(=O)NR¹¹R¹², -C(=O)SR¹¹, -S(O)R¹¹, -S(O)₂R¹¹, -S(O)(OR¹¹), -S(O)₂(OR¹¹), or -SO₂NR¹¹R¹²;

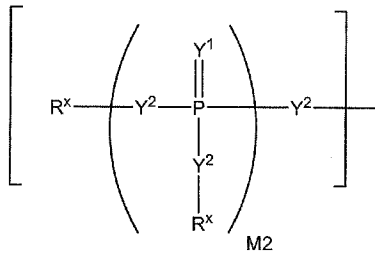
R^7 is H, -C(=O)R¹¹, -C(=O)OR¹¹, -C(=O)NR¹¹R¹², -C(=O)SR¹¹, -S(O)R¹¹, -S(O)₂R¹¹, -S(O)(OR¹¹), -S(O)₂(OR¹¹), -SO₂NR¹¹R¹², or



30

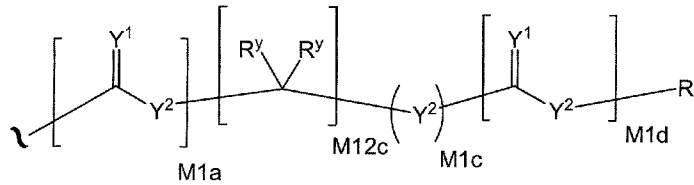
each Y or Y¹ is, independently, O, S, NR, ⁺N(O)(R), N(OR), ⁺N(O)(OR), or N-NR₂;

- 5 W^1 and W^2 , when taken together, are $-Y^3(C(R^y)_2)_3Y^3-$; or one of W^1 or W^2 together with either R^3 or R^4 is $-Y^3-$ and the other of W^1 or W^2 is Formula Ia; or W^1 and W^2 are each, independently, a group of the Formula Ia:



Formula Ia

- 10 wherein:
 each Y^2 is independently a bond, O, CR_2 , NR, $^+N(O)(R)$, $N(OR)$, $^+N(O)(OR)$, $N-NR_2$, S, S-S, S(O), or S(O)₂;
 each Y^3 is independently O, S, or NR;
 M2 is 0, 1 or 2;
 15 each R^x is independently R^y or the formula:



- wherein:
 each M1a, M1c, and M1d is independently 0 or 1;
 M12c is 0, 1, 2, 3, 4, 5, 6, 7, 8, 9, 10, 11 or 12;
 20 each R^y is independently H, F, Cl, Br, I, OH, R, $-C(=Y^1)R$, $-C(=Y^1)OR$, $-C(=Y^1)N(R)_2$, $-N(R)_2$, $^+N(R)_3$, $-SR$, $-S(O)R$, $-S(O)_2R$, $-S(O)(OR)$, $-S(O)_2(O)R$, $-OC(=Y^1)R$, $-OC(=Y^1)OR$, $-OC(=Y^1)N(R)_2$, $-SC(=Y^1)R$, $-SC(=Y^1)OR$, $-SC(=Y^1)N(R)_2$, $-N(R)C(=Y^1)R$, $-N(R)C(=Y^1)OR$, $-N(R)C(=Y^1)N(R)_2$, $-SO_2NR_2$,

- 5 -CN, -N₃, -NO₂, -OR, or W³; or when taken together, two R^y on the same carbon atom form a carbocyclic ring of 3 to 7 carbon atoms;
- each R is independently H, (C₁-C₈) alkyl, (C₁-C₈) substituted alkyl, (C₂-C₈) alkenyl, (C₂-C₈) substituted alkenyl, (C₂-C₈) alkynyl, (C₂-C₈) substituted alkynyl, C₆-C₂₀ aryl, C₆-C₂₀ substituted aryl, C₂-C₂₀ heterocyclyl, C₂-C₂₀ substituted heterocyclyl, arylalkyl or substituted arylalkyl;
- 10 W³ is W⁴ or W⁵; W⁴ is R, -C(Y¹)R^y, -C(Y¹)W⁵, -SO₂R^y, or -SO₂W⁵; and W⁵ is a carbocycle or a heterocycle wherein W⁵ is independently substituted with 0 to 3 R^y groups;
- each X¹ or X² is independently C-R¹⁰ or N;
- 15 each R⁸ is halogen, NR¹¹R¹², N(R¹¹)OR¹¹, NR¹¹NR¹¹R¹², N₃, NO, NO₂, CHO, CN, -CH(=NR¹¹), -CH=NNHR¹¹, -CH=N(OR¹¹), -CH(OR¹¹)₂, -C(=O)NR¹¹R¹², -C(=S)NR¹¹R¹², -C(=O)OR¹¹, (C₁-C₈)alkyl, (C₂-C₈)alkenyl, (C₂-C₈)alkynyl, (C₄-C₈)carbocyclalkyl, optionally substituted aryl, optionally substituted heteroaryl, -C(=O)(C₁-C₈)alkyl, -S(O)_n(C₁-C₈)alkyl, aryl(C₁-C₈)alkyl, OR¹¹ or SR¹¹;
- 20 each R⁹ or R¹⁰ is independently H, halogen, NR¹¹R¹², N(R¹¹)OR¹¹, NR¹¹NR¹¹R¹², N₃, NO, NO₂, CHO, CN, -CH(=NR¹¹), -CH=NHNR¹¹, -CH=N(OR¹¹), -CH(OR¹¹)₂, -C(=O)NR¹¹R¹², -C(=S)NR¹¹R¹², -C(=O)OR¹¹, R¹¹, OR¹¹ or SR¹¹;
- each R¹¹ or R¹² is independently H, (C₁-C₈)alkyl, (C₂-C₈)alkenyl, (C₂-C₈)alkynyl, (C₄-C₈)carbocyclalkyl, optionally substituted aryl, optionally substituted heteroaryl, -C(=O)(C₁-C₈)alkyl, -S(O)_n(C₁-C₈)alkyl or aryl(C₁-C₈)alkyl; or R¹¹ and R¹² taken together with a nitrogen to which they are both attached form a 3 to 7 membered heterocyclic ring wherein any one carbon atom of said heterocyclic ring can optionally be replaced with -O-, -S- or -NR^a;
- 25 wherein each (C₁-C₈)alkyl, (C₂-C₈)alkenyl, (C₂-C₈)alkynyl or aryl(C₁-C₈)alkyl of each R¹, R³, R⁴, R⁵, R⁶, R¹¹ or R¹² is, independently, optionally substituted with one or more halo, hydroxy, CN, N₃, N(R^a)₂ or OR^a; and wherein one or more of the non-terminal carbon atoms of each said (C₁-C₈)alkyl may be optionally replaced with -O-, -S- or -NR^a.
- 30

5 In one embodiment of the invention of Formula II, R¹ is (C₁-C₈)alkyl, (C₂-C₈)alkenyl or (C₂-C₈)alkynyl. In another aspect of this embodiment, R¹ is (C₁-C₈)alkyl. In another aspect of this embodiment, R¹ is methyl, CH₂F, or ethynyl. In another aspect of this embodiment, R¹ is methyl. In another aspect of this embodiment, R¹ is (C₁-C₈)alkyl and R⁶ is H. In another aspect of this embodiment, R¹ is (C₁-C₈)alkyl and at least one of X¹ or X² is N. In another aspect of this embodiment, R¹ is (C₁-C₈)alkyl and R⁶ is CN, OH, or CH₃.

 In one embodiment of Formula II, R³ is H, OR^a, N(R^a)₂, N₃, CN, SR^a, halogen, (C₁-C₈)alkyl, (C₂-C₈)alkenyl or (C₂-C₈)alkynyl. In one aspect of this embodiment, R³ is H. In another aspect of this embodiment, R³ is H and R¹ is (C₁-C₈)alkyl, (C₂-C₈)alkenyl or (C₂-C₈)alkynyl. In another aspect of this embodiment, R³ is H and R¹ is (C₁-C₈)alkyl. In another aspect of this embodiment, R³ is H and R¹ methyl, CH₂F, or ethynyl. In another aspect of this embodiment, R³ is H and R¹ is methyl. In another aspect of this embodiment, R³ is H, R¹ is (C₁-C₈)alkyl and at least one of X¹ or X² is N. In another aspect of this embodiment, R³ is H, R¹ is methyl and at least one of X¹ or X² is N. In another aspect of this embodiment, R³ is H, R¹ is (C₁-C₈)alkyl and R⁶ is CN, OH, or CH₃. In another aspect of this embodiment, R³ is H, R¹ is methyl and R⁶ is CN, OH, or CH₃. In another aspect of this embodiment, R³ is H, R¹ is methyl and R⁶ is H.

 In one embodiment of Formula II, R⁴ is H, OR^a, N(R^a)₂, N₃, CN, SR^a, halogen, (C₁-C₈)alkyl, (C₂-C₈)alkenyl or (C₂-C₈)alkynyl. In another aspect of this embodiment, R⁴ is H or OR^a. In another aspect of this embodiment, R⁴ is OR^a. In another aspect of this embodiment, R⁴ is OR^a and R¹ is (C₁-C₈)alkyl, (C₂-C₈)alkenyl or (C₂-C₈)alkynyl. In another aspect of this embodiment, R⁴ is OR^a and R¹ is (C₁-C₈)alkyl, (C₂-C₈)alkenyl or (C₂-C₈)alkynyl. In another aspect of this embodiment, R⁴ is OR^a and R¹ is (C₁-C₈)alkyl. In another aspect of this embodiment, R⁴ is OR^a and R¹ is methyl. In another aspect of this embodiment, R⁴ is OR^a, R¹ is (C₁-C₈)alkyl and at least one of X¹ or X² is N. In another aspect of this embodiment, R⁴ is OR^a, R¹ is methyl and at least one of X¹ or X² is N. In another aspect of this

- 5 embodiment, R⁴ is OR^a, R¹ is (C₁-C₈)alkyl and R⁶ is CN, OH, or CH₃. In another aspect of this embodiment, R⁴ is OR^a, R¹ is methyl and R⁶ is CN, OH, or CH₃. In another aspect of this embodiment, R⁴ is OR^a, R¹ is methyl and R⁶ is H. In another aspect of this embodiment, R⁴ is OH and R¹ is methyl. In another aspect of this embodiment, R⁴ is OH, R¹ is (C₁-C₈)alkyl and at least one of X¹ or X² is N. In
- 10 another aspect of this embodiment, R⁴ is OH, R¹ is methyl and at least one of X¹ or X² is N. In another aspect of this embodiment, R⁴ is OH, R¹ is (C₁-C₈)alkyl and R⁶ is CN, OH, or CH₃. In another aspect of this embodiment, R⁴ is OH, R¹ is methyl and R⁶ is CN, OH, or CH₃. In another aspect of this embodiment, R⁴ is OH, R¹ is methyl and R⁶ is H.
- 15 In one embodiment of Formula II, R⁵ is H, OR^a, N(R^a)₂, N₃, CN, SR^a, halogen, (C₁-C₈)alkyl, (C₂-C₈)alkenyl or (C₂-C₈)alkynyl. In another aspect of this embodiment, R⁴ is H or OR^a. In another aspect of this embodiment, R⁴ is OR^a. In another aspect of this embodiment, R⁴ is OR^a and R¹ is (C₁-C₈)alkyl, (C₂-C₈) alkenyl or (C₂-C₈)alkynyl. In another aspect of this embodiment, R⁴ is OR^a and R¹ is
- 20 (C₁-C₈)alkyl, (C₂-C₈) alkenyl or (C₂-C₈)alkynyl. In another aspect of this embodiment, R⁴ is OR^a and R¹ is (C₁-C₈)alkyl. In another aspect of this embodiment, R⁴ is OR^a and R¹ is methyl. In another aspect of this embodiment, R⁴ is OR^a, R¹ is (C₁-C₈)alkyl and at least one of X¹ or X² is N. In another aspect of this embodiment, R⁴ is OR^a, R¹ is methyl and at least one of X¹ or X² is N. In another aspect of this
- 25 embodiment, R⁴ is OR^a, R¹ is (C₁-C₈)alkyl and R⁶ is CN, OH, or CH₃. In another aspect of this embodiment, R⁴ is OR^a, R¹ is methyl and R⁶ is CN, OH, or CH₃. In another aspect of this embodiment, R⁴ is OR^a, R¹ is methyl and R⁶ is H. In another aspect of this embodiment, R⁴ is OH and R¹ is methyl. In another aspect of this embodiment, R⁴ is OH, R¹ is (C₁-C₈)alkyl and at least one of X¹ or X² is N. In
- 30 another aspect of this embodiment, R⁴ is OH, R¹ is methyl and at least one of X¹ or X² is N. In another aspect of this embodiment, R⁴ is OH, R¹ is (C₁-C₈)alkyl and R⁶ is CN, OH, or CH₃. In another aspect of this embodiment, R⁴ is OH, R¹ is methyl and R⁶

5 is CN, OH, or CH₃. In another aspect of this embodiment, R⁴ is OH, R¹ is methyl and R⁶ is H. In another aspect of this embodiment, R⁵ is N₃.

In another embodiment of Formula II, R⁵ is H. In another aspect of this embodiment, R⁴ is H or OR^a. In another aspect of this embodiment, R⁴ is OR^a. In another aspect of this embodiment, R⁴ is OR^a and R¹ is (C₁-C₈)alkyl, (C₂-C₈) alkenyl
10 or (C₂-C₈)alkynyl. In another aspect of this embodiment, R⁴ is OR^a and R¹ is (C₁-C₈)alkyl, (C₂-C₈) alkenyl or (C₂-C₈)alkynyl. In another aspect of this embodiment, R⁴ is OR^a and R¹ is (C₁-C₈)alkyl. In another aspect of this embodiment, R⁴ is OR^a and R¹ is methyl. In another aspect of this embodiment, R⁴ is OR^a, R¹ is (C₁-C₈)alkyl and at least one of X¹ or X² is N. In another aspect of this embodiment,
15 R⁴ is OR^a, R¹ is methyl and at least one of X¹ or X² is N. In another aspect of this embodiment, R⁴ is OR^a, R¹ is (C₁-C₈)alkyl and R⁶ is CN, OH, or CH₃. In another aspect of this embodiment, R⁴ is OR^a, R¹ is methyl and R⁶ is CN, OH, or CH₃. In another aspect of this embodiment, R⁴ is OR^a, R¹ is methyl and R⁶ is H. In another aspect of this embodiment, R⁴ is OH and R¹ is methyl. In another aspect of this
20 embodiment, R⁴ is OH, R¹ is (C₁-C₈)alkyl and at least one of X¹ or X² is N. In another aspect of this embodiment, R⁴ is OH, R¹ is methyl and at least one of X¹ or X² is N. In another aspect of this embodiment, R⁴ is OH, R¹ is (C₁-C₈)alkyl and R⁶ is CN, OH, or CH₃. In another aspect of this embodiment, R⁴ is OH, R¹ is methyl and R⁶ is CN, OH, or CH₃. In another aspect of this embodiment, R⁴ is OH, R¹ is methyl and
25 R⁶ is H.

In another embodiment of Formula II, R⁶ is H, CN, OR^a or CH₃. In another aspect of this embodiment R⁶ is H. In another aspect of this embodiment R⁶ is CN. In another aspect of this embodiment R⁶ is OR^a. In another aspect of this embodiment R⁶ is OH. In another aspect of this embodiment R⁶ is CH₃. In another aspect of this
30 embodiment, R⁴ is H or OR^a. In another aspect of this embodiment, R⁴ is OR^a. In another aspect of this embodiment, R⁴ is OR^a and R¹ is (C₁-C₈)alkyl, (C₂-C₈) alkenyl or (C₂-C₈)alkynyl. In another aspect of this embodiment, R⁴ is OR^a and R¹ is (C₁-C₈)alkyl, (C₂-C₈) alkenyl or (C₂-C₈)alkynyl. In another aspect of this

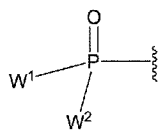
5 embodiment, R⁴ is OR^a and R¹ is (C₁-C₈)alkyl. In another aspect of this embodiment, R⁴ is OR^a and R¹ is methyl. In another aspect of this embodiment, R⁴ is OR^a, R¹ is (C₁-C₈)alkyl and at least one of X¹ or X² is N. In another aspect of this embodiment, R⁴ is OR^a, R¹ is methyl and at least one of X¹ or X² is N. In another aspect of this embodiment, R⁴ is OR^a, R¹ is (C₁-C₈)alkyl and R⁶ is CN, OH, or CH₃. In another aspect of this embodiment, R⁴ is OR^a, R¹ is methyl and R⁶ is CN, OH, or CH₃. In another aspect of this embodiment, R⁴ is OR^a, R¹ is methyl and R⁶ is H. In another aspect of this embodiment, R⁴ is OH and R¹ is methyl. In another aspect of this embodiment, R⁴ is OH, R¹ is (C₁-C₈)alkyl and at least one of X¹ or X² is N. In another aspect of this embodiment, R⁴ is OH, R¹ is methyl and at least one of X¹ or X² is N. In another aspect of this embodiment, R⁴ is OH, R¹ is (C₁-C₈)alkyl and R⁶ is CN, OH, or CH₃. In another aspect of this embodiment, R⁴ is OH, R¹ is methyl and R⁶ is CN, OH, or CH₃. In another aspect of this embodiment, R⁴ is OH, R¹ is methyl and R⁶ is H.

In another embodiment of Formula II, R⁶ is CN, OR^a or CH₃. In another aspect of this embodiment R⁶ is CN. In another aspect of this embodiment R⁶ is OR^a. In another aspect of this embodiment R⁶ is OH. In another aspect of this embodiment R⁶ is CH₃. In another aspect of this embodiment, R⁴ is H or OR^a. In another aspect of this embodiment, R⁴ is OR^a. In another aspect of this embodiment, R⁴ is OR^a and R¹ is (C₁-C₈)alkyl, (C₂-C₈) alkenyl or (C₂-C₈)alkynyl. In another aspect of this embodiment, R⁴ is OR^a and R¹ is (C₁-C₈)alkyl, (C₂-C₈) alkenyl or (C₂-C₈)alkynyl. In another aspect of this embodiment, R⁴ is OR^a and R¹ is (C₁-C₈)alkyl. In another aspect of this embodiment, R⁴ is OR^a and R¹ is methyl. In another aspect of this embodiment, R⁴ is OR^a, R¹ is (C₁-C₈)alkyl and at least one of X¹ or X² is N. In another aspect of this embodiment, R⁴ is OR^a, R¹ is methyl and at least one of X¹ or X² is N. In another aspect of this embodiment, R⁴ is OR^a, R¹ is (C₁-C₈)alkyl and R⁶ is CN, OH, or CH₃. In another aspect of this embodiment, R⁴ is OR^a, R¹ is methyl and R⁶ is CN, OH, or CH₃. In another aspect of this embodiment, R⁴ is OH and R¹ is methyl. In another aspect of this embodiment, R⁴ is OH, R¹ is (C₁-C₈)alkyl and at least one of

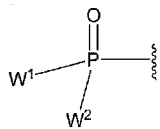
- 5 X^1 or X^2 is N. In another aspect of this embodiment, R^4 is OH, R^1 is methyl and at least one of X^1 or X^2 is N. In another aspect of this embodiment, R^4 is OH, R^1 is (C_1-C_8) alkyl and R^6 is CN, OH, or CH_3 . In another aspect of this embodiment, R^4 is OH, R^1 is methyl and R^6 is CN, OH, or CH_3 .

In one embodiment of Formula II, R^7 is H, $-C(=O)R^{11}$, $-C(=O)OR^{11}$, -

- 10 $C(=O)SR^{11}$ or



. In a aspect of this embodiment, R^7 is H. In another aspect of this embodiment, R^7 is $-C(=O)R^{11}$. In another aspect of this embodiment, R^7 is $-C(=O)R^{11}$ wherein R^{11} is (C_1-C_8) alkyl. In another aspect of this embodiment, R^7 is



- 15 this embodiment R^6 is CN. In another aspect of this embodiment R^6 is OR^a . In another aspect of this embodiment R^6 is OH. In another aspect of this embodiment R^6 is CH_3 . In another aspect of this embodiment, R^4 is H or OR^a . In another aspect of this embodiment, R^4 is OR^a . In another aspect of this embodiment, R^4 is OR^a and R^1 is (C_1-C_8) alkyl, (C_2-C_8) alkenyl or (C_2-C_8) alkynyl. In another aspect of this
- 20 embodiment, R^4 is OR^a and R^1 is (C_1-C_8) alkyl. In another aspect of this embodiment, R^4 is OR^a and R^1 is methyl. In another aspect of this embodiment, R^4 is OR^a , R^1 is (C_1-C_8) alkyl and at least one of X^1 or X^2 is N. In another aspect of this embodiment, R^4 is OR^a , R^1 is methyl and at least one of X^1 or X^2 is N. In another aspect of this embodiment, R^4 is OR^a , R^1 is (C_1-C_8) alkyl and R^6 is CN, OH, or CH_3 . In another
- 25 aspect of this embodiment, R^4 is OR^a , R^1 is methyl and R^6 is CN, OH, or CH_3 . In another aspect of this embodiment, R^4 is OR^a , R^1 is methyl and R^6 is H. In another aspect of this embodiment, R^4 is OH and R^1 is methyl. In another aspect of this embodiment, R^4 is OH, R^1 is (C_1-C_8) alkyl and at least one of X^1 or X^2 is N. In

- 5 another aspect of this embodiment, R⁴ is OH, R¹ is methyl and at least one of X¹ or X² is N. In another aspect of this embodiment, R⁴ is OH, R¹ is (C₁-C₈)alkyl and R⁶ is CN, OH, or CH₃. In another aspect of this embodiment, R⁴ is OH, R¹ is methyl and R⁶ is CN, OH, or CH₃. In another aspect of this embodiment, R⁴ is OH, R¹ is methyl and R⁶ is H.
- 10 In one embodiment of Formula II, X¹ is N or C-R¹⁰. In another aspect of this embodiment, X¹ is N. In another aspect of this embodiment, X¹ is C-R¹⁰. In another aspect of this embodiment, X² is C-H. In another aspect of this embodiment, X¹ is N and X² is C-H. In another aspect of this embodiment, X¹ is C-R¹⁰ and X² is CH. In another aspect of this embodiment R⁶ is H. In another aspect of this embodiment R⁶ is
- 15 CN. In another aspect of this embodiment R⁶ is OR^a. In another aspect of this embodiment R⁶ is OH. In another aspect of this embodiment R⁶ is CH₃. In another aspect of this embodiment, R⁴ is H or OR^a. In another aspect of this embodiment, R⁴ is OR^a. In another aspect of this embodiment, R⁴ is OR^a and R¹ is (C₁-C₈)alkyl, (C₂-C₈) alkenyl or (C₂-C₈)alkynyl. In another aspect of this embodiment, R⁴ is OR^a
- 20 and R¹ is (C₁-C₈)alkyl. In another aspect of this embodiment, R⁴ is OR^a and R¹ is methyl. In another aspect of this embodiment, R⁴ is OR^a, R¹ is (C₁-C₈)alkyl and at least one of X¹ or X² is N. In another aspect of this embodiment, R⁴ is OR^a, R¹ is methyl and at least one of X¹ or X² is N. In another aspect of this embodiment, R⁴ is OR^a, R¹ is (C₁-C₈)alkyl and R⁶ is CN, OH, or CH₃. In another aspect of this
- 25 embodiment, R⁴ is OR^a, R¹ is methyl and R⁶ is CN, OH, or CH₃. In another aspect of this embodiment, R⁴ is OH and R¹ is methyl. In another aspect of this embodiment, R⁴ is OH, R¹ is (C₁-C₈)alkyl and at least one of X¹ or X² is N. In another aspect of this embodiment, R⁴ is OH, R¹ is methyl and at least one of X¹ or X² is N. In another aspect of this embodiment, R⁴ is OH, R¹ is (C₁-C₈)alkyl and R⁶ is CN, OH, or CH₃.
- 30 In another aspect of this embodiment, R⁴ is OH, R¹ is methyl and R⁶ is CN, OH, or CH₃. In another aspect of this embodiment, R⁴ is OH, R¹ is methyl and R⁶ is H.
- In another embodiment of Formula II, each R⁸ is independently halogen, NR¹¹R¹², N(R¹¹)OR¹¹, NR¹¹NR¹¹R¹², OR¹¹ or SR¹¹. In another aspect of this embodiment, R¹ is methyl, CH₂F or ethynyl. In another aspect of this embodiment,

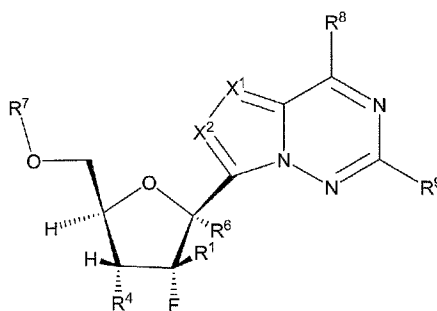
- 5 R¹ is methyl. In another aspect of this embodiment, R⁹ is H, halogen, or NR¹¹R¹². In another aspect of this embodiment, R⁹ is H, halogen, or NR¹¹R¹² and R¹ is methyl, CH₂F, or ethynyl. In another aspect of this embodiment, R⁹ is H, halogen, or NR¹¹R¹² and R¹ is methyl. In another aspect of this embodiment, R⁸ is NH₂ and R⁹ is H or halogen. In another aspect of this embodiment, R⁸ is NH₂ and R⁹ is H or halogen and
- 10 R¹ is methyl, CH₂F, or ethynyl. In another aspect of this embodiment, R⁸ is NH₂ and R⁹ is H or halogen and R¹ is methyl. In another aspect of this embodiment, R⁸ and R⁹ are each NH₂. In another aspect of this embodiment, R⁸ and R⁹ are each NH₂ and R¹ is methyl. In another aspect of this embodiment, R⁸ and R⁹ are each NH₂ and R¹ is methyl, CH₂F or ethynyl. In another aspect of this embodiment, R⁸ is OH and R⁹ is
- 15 NH₂. In another aspect of this embodiment, R⁸ is OH, R⁹ is NH₂ and R¹ is methyl. In another aspect of this embodiment, R⁸ is OH, R⁹ is NH₂ and R¹ is methyl, CH₂F, or ethynyl. In another aspect of this embodiment R⁶ is H. In another aspect of this embodiment R⁶ is CN. In another aspect of this embodiment R⁶ is OR^a. In another aspect of this embodiment R⁶ is OH. In another aspect of this embodiment R⁶ is CH₃.
- 20 In another aspect of this embodiment, R⁴ is H or OR^a. In another aspect of this embodiment, R⁴ is OR^a. In another aspect of this embodiment, R⁴ is OR^a and R¹ is (C₁-C₈)alkyl, (C₂-C₈) alkenyl or (C₂-C₈)alkynyl. In another aspect of this embodiment, R⁴ is OR^a and R¹ is (C₁-C₈)alkyl. In another aspect of this embodiment, R⁴ is OR^a and R¹ is methyl. In another aspect of this embodiment, R⁴ is OR^a, R¹ is
- 25 (C₁-C₈)alkyl and at least one of X¹ or X² is N. In another aspect of this embodiment, R⁴ is OR^a, R¹ is methyl and at least one of X¹ or X² is N. In another aspect of this embodiment, R⁴ is OR^a, R¹ is (C₁-C₈)alkyl and R⁶ is CN, OH, or CH₃. In another aspect of this embodiment, R⁴ is OR^a, R¹ is methyl and R⁶ is CN, OH, or CH₃. In another aspect of this embodiment, R⁴ is OR^a, R¹ is methyl and R⁶ is H. In another
- 30 aspect of this embodiment, R⁴ is OH and R¹ is methyl. In another aspect of this embodiment, R⁴ is OH, R¹ is (C₁-C₈)alkyl and at least one of X¹ or X² is N. In another aspect of this embodiment, R⁴ is OH, R¹ is methyl and at least one of X¹ or X² is N. In another aspect of this embodiment, R⁴ is OH, R¹ is (C₁-C₈)alkyl and R⁶ is CN, OH, or CH₃. In another aspect of this embodiment, R⁴ is OH, R¹ is methyl and R⁶

5 is CN, OH, or CH₃. In another aspect of this embodiment, R⁴ is OH, R¹ is methyl and R⁶ is H.

In another embodiment of Formula II, each R¹⁰ is, independently, H, halogen, CN or optionally substituted heteroaryl. In another aspect of this embodiment, R¹ is methyl. In another aspect of this embodiment, R¹ is methyl, CH₂F or ethynyl. In
10 another aspect of this embodiment, R⁹ is H, halogen, or NR¹¹R¹². In another aspect of this embodiment, R⁹ is H, halogen, or NR¹¹R¹² and R¹ is methyl. In another aspect of this embodiment, R⁹ is H, halogen, or NR¹¹R¹² and R¹ is methyl, CH₂F, or ethynyl. In another aspect of this embodiment, R⁸ is NH₂ and R⁹ is H or halogen. In another aspect of this embodiment, R⁸ is NH₂ and R⁹ is H or halogen and R¹ is methyl. In
15 another aspect of this embodiment, R⁸ is NH₂ and R⁹ is H or halogen and R¹ is methyl, CH₂F, or ethynyl. In another aspect of this embodiment, R⁸ and R⁹ are each NH₂. In another aspect of this embodiment, R⁸ and R⁹ are each NH₂ and R¹ is methyl. In another aspect of this embodiment, R⁸ and R⁹ are each NH₂ and R¹ is methyl, CH₂F or ethynyl. In another aspect of this embodiment, R⁸ is OH and R⁹ is NH₂. In another
20 aspect of this embodiment, R⁸ is OH, R⁹ is NH₂ and R¹ is methyl. In another aspect of this embodiment, R⁸ is OH, R⁹ is NH₂ and R¹ is methyl, CH₂F, or ethynyl. In another aspect of this embodiment R⁶ is H. In another aspect of this embodiment R⁶ is CN. In another aspect of this embodiment R⁶ is OR^a. In another aspect of this embodiment R⁶ is OH. In another aspect of this embodiment R⁶ is CH₃. In another aspect of this
25 embodiment, R⁴ is H or OR^a. In another aspect of this embodiment, R⁴ is OR^a. In another aspect of this embodiment, R⁴ is OR^a and R¹ is (C₁-C₈)alkyl, (C₂-C₈) alkenyl or (C₂-C₈)alkynyl. In another aspect of this embodiment, R⁴ is OR^a and R¹ is (C₁-C₈)alkyl. In another aspect of this embodiment, R⁴ is OR^a and R¹ is methyl. In another aspect of this embodiment, R⁴ is OR^a, R¹ is (C₁-C₈)alkyl and at least one of
30 X¹ or X² is N. In another aspect of this embodiment, R⁴ is OR^a, R¹ is methyl and at least one of X¹ or X² is N. In another aspect of this embodiment, R⁴ is OR^a, R¹ is (C₁-C₈)alkyl and R⁶ is CN, OH, or CH₃. In another aspect of this embodiment, R⁴ is OR^a, R¹ is methyl and R⁶ is CN, OH, or CH₃. In another aspect of this embodiment, R⁴ is OR^a, R¹ is methyl and R⁶ is H. In another aspect of this embodiment, R⁴ is OH

5 and R¹ is methyl. In another aspect of this embodiment, R⁴ is OH, R¹ is (C₁-C₈)alkyl and at least one of X¹ or X² is N. In another aspect of this embodiment, R⁴ is OH, R¹ is methyl and at least one of X¹ or X² is N. In another aspect of this embodiment, R⁴ is OH, R¹ is (C₁-C₈)alkyl and R⁶ is CN, OH, or CH₃. In another aspect of this embodiment, R⁴ is OH, R¹ is methyl and R⁶ is CN, OH, or CH₃. In another aspect of this
 10 this embodiment, R⁴ is OH, R¹ is methyl and R⁶ is H.

In another embodiment, compounds of Formula I or Formula II are represented by Formula III:



Formula III

15 or a pharmaceutically acceptable salt, thereof;
 wherein:

R¹ is CH₃, CH₂F, or ethynyl and all remaining variables are defined as for Formula I.

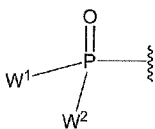
20 In one embodiment of Formula III, R⁴ is H, OR^a, N(R^a)₂, N₃, CN, SR^a, halogen, (C₁-C₈)alkyl, (C₂-C₈)alkenyl or (C₂-C₈)alkynyl. In another aspect of this embodiment, R⁴ is H or OR^a. In another aspect of this embodiment, R⁴ is OR^a. In another aspect of this embodiment, R⁴ is OR^a and R¹ is CH₃, CH₂F, or ethynyl. In another aspect of this embodiment, R⁴ is OR^a and R¹ is methyl. In another aspect of this embodiment, R⁴ is OR^a, R¹ is methyl and at least one of X¹ or X² is N. In another
 25 aspect of this embodiment, R⁴ is OR^a, R¹ is methyl and R⁶ is CN, OH, or CH₃. In another aspect of this embodiment, R⁴ is OR^a, R¹ is methyl and R⁶ is H. In another aspect of this embodiment, R⁴ is OH and R¹ is methyl. In another aspect of this

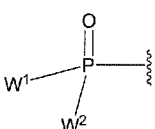
5 embodiment, R^4 is OH, R^1 is methyl and at least one of X^1 or X^2 is N. In another aspect of this embodiment, R^4 is OH, R^1 is methyl and R^6 is CN, OH, or CH_3 . In another aspect of this embodiment, R^4 is OH, R^1 is methyl and R^6 is H.

In another embodiment of Formula III, R^6 is H, CN, OR^a or CH_3 . In another aspect of this embodiment R^6 is H. In another aspect of this embodiment R^6 is CN. In another aspect of this embodiment R^6 is OR^a . In another aspect of this embodiment R^6 is OH. In another aspect of this embodiment R^6 is CH_3 . In another aspect of this embodiment, R^4 is H or OR^a . In another aspect of this embodiment, R^4 is OR^a . In another aspect of this embodiment, R^4 is OR^a and R^1 is methyl. In another aspect of this embodiment, R^4 is OR^a , R^1 is methyl and at least one of X^1 or X^2 is N. In another aspect of this embodiment, R^4 is OR^a , R^1 is methyl and R^6 is CN, OH, or CH_3 . In another aspect of this embodiment, R^4 is OR^a , R^1 is methyl and R^6 is H. In another aspect of this embodiment, R^4 is OH and R^1 is methyl. In another aspect of this embodiment, R^4 is OH, R^1 is methyl and at least one of X^1 or X^2 is N. In another aspect of this embodiment, R^4 is OH, R^1 is methyl and R^6 is CN, OH, or CH_3 . In another aspect of this embodiment, R^4 is OH, R^1 is methyl and R^6 is H.

In another embodiment of Formula III, R^6 is CN, OR^a or CH_3 . In another aspect of this embodiment R^6 is CN. In another aspect of this embodiment R^6 is OR^a . In another aspect of this embodiment R^6 is OH. In another aspect of this embodiment R^6 is CH_3 . In another aspect of this embodiment, R^4 is H or OR^a . In another aspect of this embodiment, R^4 is OR^a . In another aspect of this embodiment, R^4 is OR^a and R^1 is methyl. In another aspect of this embodiment, R^4 is OR^a , R^1 is methyl and at least one of X^1 or X^2 is N. In another aspect of this embodiment, R^4 is OR^a , R^1 is methyl and R^6 is CN, OH, or CH_3 . In another aspect of this embodiment, R^4 is OH and R^1 is methyl. In another aspect of this embodiment, R^4 is OH, R^1 is methyl and at least one of X^1 or X^2 is N. In another aspect of this embodiment, R^4 is OH, R^1 is methyl and R^6 is CN, OH, or CH_3 .

In one embodiment of Formula III, R^7 is H, $-C(=O)R^{11}$, $-C(=O)OR^{11}$, $-C(=O)SR^{11}$ or

5  . In a aspect of this embodiment, R⁷ is H. In another aspect of this embodiment, R⁷ is -C(=O)R¹¹. In another aspect of this embodiment, R⁷ is -C(=O)R¹¹ wherein R¹¹ is (C₁-C₈)alkyl. In another aspect of this embodiment, R⁷ is

 . In another aspect of this embodiment R⁶ is H. In another aspect of this embodiment R⁶ is CN. In another aspect of this embodiment R⁶ is OR^a. In another aspect of this embodiment R⁶ is OH. In another aspect of this embodiment R⁶ is CH₃. In another aspect of this embodiment, R⁴ is H or OR^a. In another aspect of this embodiment, R⁴ is OR^a and R¹ is methyl. In another aspect of this embodiment, R⁴ is OR^a, R¹ is methyl and at least one of X¹ or X² is N. In another aspect of this embodiment, R⁴ is OR^a, R¹ is methyl and R⁶ is CN, OH, or CH₃. In another aspect of this embodiment, R⁴ is OR^a, R¹ is methyl and R⁶ is H. In another aspect of this embodiment, R⁴ is OH and R¹ is methyl. In another aspect of this embodiment, R⁴ is OH, R¹ is methyl and at least one of X¹ or X² is N. In another aspect of this embodiment, R⁴ is OH, R¹ is methyl and R⁶ is CN, OH, or CH₃. In another aspect of this embodiment, R⁴ is OH, R¹ is methyl and R⁶ is H.

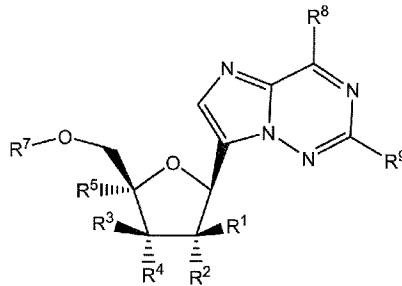
20 In one embodiment of Formula III, X¹ is N or C-R¹⁰. In another aspect of this embodiment, X¹ is N. In another aspect of this embodiment, X¹ is C-R¹⁰. In another aspect of this embodiment, X² is C-H. In another aspect of this embodiment, X¹ is N and X² is C-H. In another aspect of this embodiment, X¹ is C-R¹⁰ and X² is CH. In another aspect of this embodiment R⁶ is H. In another aspect of this embodiment R⁶ is CN. In another aspect of this embodiment R⁶ is OR^a. In another aspect of this embodiment R⁶ is OH. In another aspect of this embodiment R⁶ is CH₃. In another aspect of this embodiment, R⁴ is H or OR^a. In another aspect of this embodiment, R⁴ is OR^a. In another aspect of this embodiment, R⁴ is OR^a and R¹ is methyl. In another aspect of this embodiment, R⁴ is OR^a, R¹ is methyl and at least one of X¹ or X² is N.

- 5 In another aspect of this embodiment, R^4 is OR^a , R^1 is methyl and R^6 is CN, OH, or CH_3 . In another aspect of this embodiment, R^4 is OH and R^1 is methyl. In another aspect of this embodiment, R^4 is OH, R^1 is methyl and at least one of X^1 or X^2 is N. In another aspect of this embodiment, R^4 is OH, R^1 is methyl and R^6 is CN, OH, or CH_3 . In another aspect of this embodiment, R^4 is OH, R^1 is methyl and R^6 is H.
- 10 In another embodiment of Formula III, each R^8 is independently halogen, $NR^{11}R^{12}$, $N(R^{11})OR^{11}$, $NR^{11}NR^{11}R^{12}$, OR^{11} or SR^{11} . In another aspect of this embodiment, R^1 is methyl, CH_2F or ethynyl. In another aspect of this embodiment, R^1 is methyl. In another aspect of this embodiment, R^9 is H, halogen, or $NR^{11}R^{12}$. In another aspect of this embodiment, R^9 is H, halogen, or $NR^{11}R^{12}$ and R^1 is methyl,
- 15 CH_2F , or ethynyl. In another aspect of this embodiment, R^9 is H, halogen, or $NR^{11}R^{12}$ and R^1 is methyl. In another aspect of this embodiment, R^8 is NH_2 and R^9 is H or halogen. In another aspect of this embodiment, R^8 is NH_2 and R^9 is H or halogen and R^1 is methyl, CH_2F , or ethynyl. In another aspect of this embodiment, R^8 is NH_2 and R^9 is H or halogen and R^1 is methyl. In another aspect of this embodiment, R^8 and R^9
- 20 are each NH_2 . In another aspect of this embodiment, R^8 and R^9 are each NH_2 and R^1 is methyl, CH_2F or ethynyl. In another aspect of this embodiment, R^8 and R^9 are each NH_2 and R^1 is methyl. In another aspect of this embodiment, R^8 is OH and R^9 is NH_2 . In another aspect of this embodiment, R^8 is OH, R^9 is NH_2 and R^1 is methyl, CH_2F , or ethynyl. In another aspect of this embodiment, R^8 is OH, R^9 is NH_2 and R^1 is methyl.
- 25 In another aspect of this embodiment R^6 is H. In another aspect of this embodiment R^6 is CN. In another aspect of this embodiment R^6 is OR^a . In another aspect of this embodiment R^6 is OH. In another aspect of this embodiment R^6 is CH_3 . In another aspect of this embodiment, R^4 is H or OR^a . In another aspect of this embodiment, R^4 is OR^a and R^1 is methyl. In another aspect of this embodiment, R^4 is OR^a , R^1 is methyl and at least one of X^1 or X^2 is N. In another aspect of this embodiment, R^4 is OR^a , R^1 is methyl and R^6 is CN, OH, or CH_3 . In another aspect of this embodiment, R^4 is OR^a , R^1 is methyl and R^6 is H. In another aspect of this embodiment, R^4 is OH and R^1 is methyl. In another aspect of this embodiment, R^4 is OH, R^1 is methyl and at least one of X^1 or X^2 is N. In another aspect of this embodiment, R^4 is OH, R^1 is
- 30

5 methyl and R⁶ is CN, OH, or CH₃. In another aspect of this embodiment, R⁴ is OH, R¹ is methyl and R⁶ is H.

In another embodiment of Formula III, each R¹⁰ is, independently, H, halogen, CN or optionally substituted heteroaryl. In another aspect of this embodiment, R¹ is methyl. In another aspect of this embodiment, R⁹ is H, halogen, or NR¹¹R¹². In
10 another aspect of this embodiment, R⁹ is H, halogen, or NR¹¹R¹² and R¹ is methyl. In another aspect of this embodiment, R⁸ is NH₂ and R⁹ is H or halogen. In another aspect of this embodiment, R⁸ is NH₂ and R⁹ is H or halogen and R¹ is methyl. In another aspect of this embodiment, R⁸ and R⁹ are each NH₂. In another aspect of this embodiment, R⁸ and R⁹ are each NH₂ and R¹ is methyl. In another aspect of this
15 embodiment, R⁸ is OH and R⁹ is NH₂. In another aspect of this embodiment, R⁸ is OH, R⁹ is NH₂ and R¹ is methyl. In another aspect of this embodiment R⁶ is H. In another aspect of this embodiment R⁶ is CN. In another aspect of this embodiment R⁶ is OR^a. In another aspect of this embodiment R⁶ is OH. In another aspect of this embodiment R⁶ is CH₃. In another aspect of this embodiment, R⁴ is H or OR^a. In
20 another aspect of this embodiment, R⁴ is OR^a and R¹ is methyl. In another aspect of this embodiment, R⁴ is OR^a, R¹ is methyl and at least one of X¹ or X² is N. In another aspect of this embodiment, R⁴ is OR^a, R¹ is methyl and R⁶ is CN, OH, or CH₃. In another aspect of this embodiment, R⁴ is OR^a, R¹ is methyl and R⁶ is H. In another aspect of this embodiment, R⁴ is OH and R¹ is methyl. In another aspect of this
25 embodiment, R⁴ is OH, R¹ is methyl and at least one of X¹ or X² is N. In another aspect of this embodiment, R⁴ is OH, R¹ is methyl and R⁶ is CN, OH, or CH₃. In another aspect of this embodiment, R⁴ is OH, R¹ is methyl and R⁶ is H.

In another embodiment, provided are compounds of Formula IV:



5

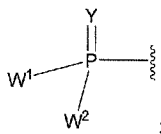
Formula IV

or a pharmaceutically acceptable salt, thereof;

wherein:

- R^1 is (C₁-C₈)alkyl, (C₄-C₈)carbocyclylalkyl, (C₁-C₈)substituted alkyl,
 10 (C₂-C₈)alkenyl, (C₂-C₈)substituted alkenyl, (C₂-C₈)alkynyl, (C₂-C₈)substituted
 alkynyl, or aryl(C₁-C₈)alkyl;
 R^2 is halogen;
 R^3 , R^4 , and R^5 are each independently H, halogen, OR^a, N(R^a)₂, N₃, CN, NO₂,
 S(O)_nR^a, (C₁-C₈)alkyl, (C₄-C₈)carbocyclylalkyl, (C₁-C₈)substituted alkyl,
 15 (C₂-C₈)alkenyl, (C₂-C₈)substituted alkenyl, (C₂-C₈)alkynyl, (C₂-C₈)substituted
 alkynyl, or aryl(C₁-C₈)alkyl;
 or any two of R^3 , R^4 or R^5 on adjacent carbon atoms when taken together are -
 O(CO)O- or when taken together with the ring carbon atoms to which they are
 attached form a double bond;
 20 each n is independently 0, 1, or 2;
 each R^9 is independently H, (C₁-C₈)alkyl, (C₂-C₈)alkenyl, (C₂-C₈)alkynyl,
 aryl(C₁-C₈)alkyl, (C₄-C₈)carbocyclylalkyl, -C(=O)R¹¹, -C(=O)OR¹¹, -C(=O)NR¹¹R¹²,
 -C(=O)SR¹¹, -S(O)R¹¹, -S(O)₂R¹¹, -S(O)(OR¹¹), -S(O)₂(OR¹¹), or -SO₂NR¹¹R¹²;
 R^7 is H, -C(=O)R¹¹, -C(=O)OR¹¹, -C(=O)NR¹¹R¹², -C(=O)SR¹¹, -S(O)R¹¹, -
 25 S(O)₂R¹¹, -S(O)(OR¹¹), -S(O)₂(OR¹¹), -SO₂NR¹¹R¹², or

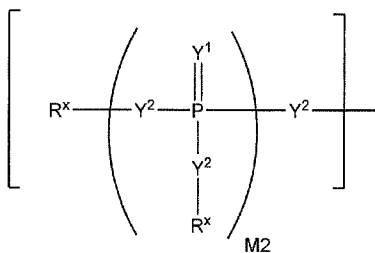
5



Y is O, S, NR, ⁺N(O)(R), N(OR), ⁺N(O)(OR), or N-NR₂;
W¹ and W², when taken together, are -Y³(C(R³)₂)₃Y³-; or
one of W¹ or W² together with either R³ or R⁴ is -Y³- and the other of W¹ or

10 W² is Formula Ia; or

W¹ and W² are each, independently, a group of Formula IVa:



Formula IVa

wherein:

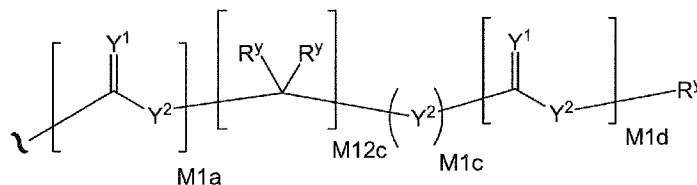
15 each Y¹ is, independently, O, S, NR, ⁺N(O)(R), N(OR), ⁺N(O)(OR), or N-NR₂;

each Y² is independently a bond, O, CR₂, NR, ⁺N(O)(R), N(OR), ⁺N(O)(OR), N-NR₂, S, S-S, S(O), or S(O)₂;

each Y³ is independently O, S, or NR;

20 M2 is 0, 1 or 2;

each R^x is a group of Formula IVb:



5

Formula IVb

wherein:

each M1a, M1c, and M1d is independently 0 or 1;

10 M12c is 0, 1, 2, 3, 4, 5, 6, 7, 8, 9, 10, 11 or 12;

each R^y is independently H, F, Cl, Br, I, OH, $-C(=Y^1)R$, $-C(=Y^1)R^{13}$, $-C(=Y^1)OR$, $-C(=Y^1)N(R)_2$, $-N(R)_2$, $-N(R)_3$, $-SR$, $-S(O)R$, $-S(O)_2R$, $-S(O)_2R^{13}$, $-S(O)(OR)$, $-S(O)_2(OR)$, $-OC(=Y^1)R$, $-OC(=Y^1)OR$, $-OC(=Y^1)(N(R)_2)$, $-SC(=Y^1)R$, $-SC(=Y^1)OR$, $-SC(=Y^1)(N(R)_2)$, $-N(R)C(=Y^1)R$, $-N(R)C(=Y^1)OR$, $-N(R)C(=Y^1)N(R)_2$, $-SO_2NR_2$, $-CN$, $-N_3$, $-NO_2$, $-OR$, (C₁-C₈) alkyl, (C₂-C₈) alkenyl, (C₂-C₈) alkynyl, C₆-C₂₀ aryl, C₃-C₂₀ carbocyclyl, C₂-C₂₀ heterocyclyl, arylalkyl, heteroarylalkyl;

15

wherein each (C₁-C₈) alkyl, (C₂-C₈) alkenyl, (C₂-C₈) alkynyl, C₆-C₂₀ aryl, C₃-C₂₀ carbocyclyl, C₂-C₂₀ heterocyclyl, arylalkyl, or heteroarylalkyl is optionally substituted with 1-3 R^{20} groups;

20 or when taken together, two R^y on the same carbon atom form a carbocyclic ring of 3 to 7 carbon atoms;

each R is independently H, (C₁-C₈) alkyl, (C₂-C₈) alkenyl, (C₂-C₈) alkynyl, C₆-C₂₀ aryl, C₃-C₂₀ carbocyclyl, C₂-C₂₀ heterocyclyl, or arylalkyl;

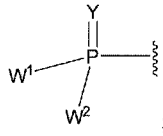
25 each R^8 is halogen, $NR^{11}R^{12}$, $N(R^{11})OR^{11}$, $NR^{11}NR^{11}R^{12}$, N_3 , NO, NO₂, OR¹¹ or $S(O)_nR^{11}$;

each R^9 is independently H, halogen, $NR^{11}R^{12}$, $N(R^{11})OR^{11}$, $NR^{11}NR^{11}R^{12}$, N_3 , NO, NO₂, CHO, CN, $-CH(=NR^{11})$, $-CH=NHR^{11}$, $-CH=N(OR^{11})$, $-CH(OR^{11})_2$, $-C(=O)NR^{11}R^{12}$, $-C(=S)NR^{11}R^{12}$, $-C(=O)OR^{11}$, R^{11} , OR¹¹ or $S(O)_nR^{11}$;

30 each R^{11} or R^{12} is independently H, (C₁-C₈) alkyl, (C₂-C₈) alkenyl, (C₂-C₈) alkynyl, (C₄-C₈) carbocyclylalkyl, optionally substituted aryl, optionally

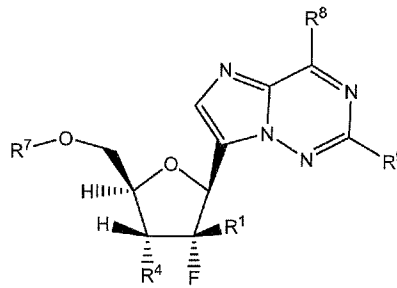
- 5 substituted heteroaryl, $-C(=O)(C_1-C_8)alkyl$, $-S(O)_n(C_1-C_8)alkyl$ or $aryl(C_1-C_8)alkyl$; or R^{11} and R^{12} taken together with a nitrogen to which they are both attached form a 3 to 7 membered heterocyclic ring wherein any one carbon atom of said heterocyclic ring can optionally be replaced with $-O-$, $-S-$ or $-NR^b-$;
- each R^{13} is independently a carbocycle or heterocycle optionally substituted
- 10 with 1-3 R^{20} groups;
- each R^{20} is independently, halogen, CN, N_3 , $N(R)_2$, OR, $-SR$, $-S(O)R$, $-S(O)_2R$, $-S(O)(OR)$, $-S(O)_2(OR)$, $-C(=Y^1)R$, $-C(=Y^1)OR$, or $C(=Y^1)N(R)_2$;
- wherein each $(C_1-C_8)alkyl$, $(C_2-C_8)alkenyl$, $(C_2-C_8)alkynyl$ or $aryl(C_1-C_8)alkyl$ of each R^1 , R^3 , R^4 , R^5 , R^6 , R^{11} or R^{12} is, independently, optionally substituted with one
- 15 or more halo, hydroxy, CN, N_3 , $N(R^b)_2$ or OR^b ; and wherein one or more of the non-terminal carbon atoms of each said $(C_1-C_8)alkyl$ may be optionally replaced with $-O-$, $-S-$ or $-NR^b$;
- each R^b is independently H, $(C_1-C_8)alkyl$, $(C_2-C_8)alkenyl$, $(C_2-C_8)alkynyl$, $aryl(C_1-C_8)alkyl$, $(C_4-C_8)carbocyclalkyl$, $-C(=O)R^{21}$, $-C(=O)OR^{21}$, $-C(=O)NR^{21}R^{22}$,
- 20 $-C(=O)SR^{21}$, $-S(O)R^{21}$, $-S(O)_2R^{21}$, $-S(O)(OR^{21})$, $-S(O)_2(OR^{21})$, or $-SO_2NR^{21}R^{22}$;
- each R^{21} or R^{22} is independently H, $(C_1-C_8)alkyl$, $(C_2-C_8)alkenyl$, $(C_2-C_8)alkynyl$, $(C_4-C_8)carbocyclalkyl$, $-C(=O)(C_1-C_8)alkyl$, $-S(O)_n(C_1-C_8)alkyl$ or $aryl(C_1-C_8)alkyl$;
- with the optional proviso that compounds 1, 1c, 1d, 1e, 2, TP-1, A-1, 8, and 21
- 25 are excluded.
- In another aspect of this embodiment Y and Y^1 is O. In another aspect of this embodiment R^8 is halogen, $NR^{11}R^{12}$, $N(R^{11})OR^{11}$, $NR^{11}NR^{11}R^{12}$, OR^{11} or $S(O)_nR^{11}$. In another aspect of this embodiment R^9 is H, halogen, $S(O)_nR^{11}$ or $NR^{11}R^{12}$. In another aspect of this embodiment R^4 is OR^a . In another aspect of this embodiment
- 30 R^1 is CH_3 . In another aspect of this embodiment R^2 is F. In another aspect of this embodiment R^7 is

5



wherein Y is -O-; W¹ is Formula Ia and W² together with R⁴ is -O-. In another embodiment, compounds of Formula IV are represented by Formula V:

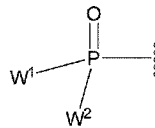
10



Formula V

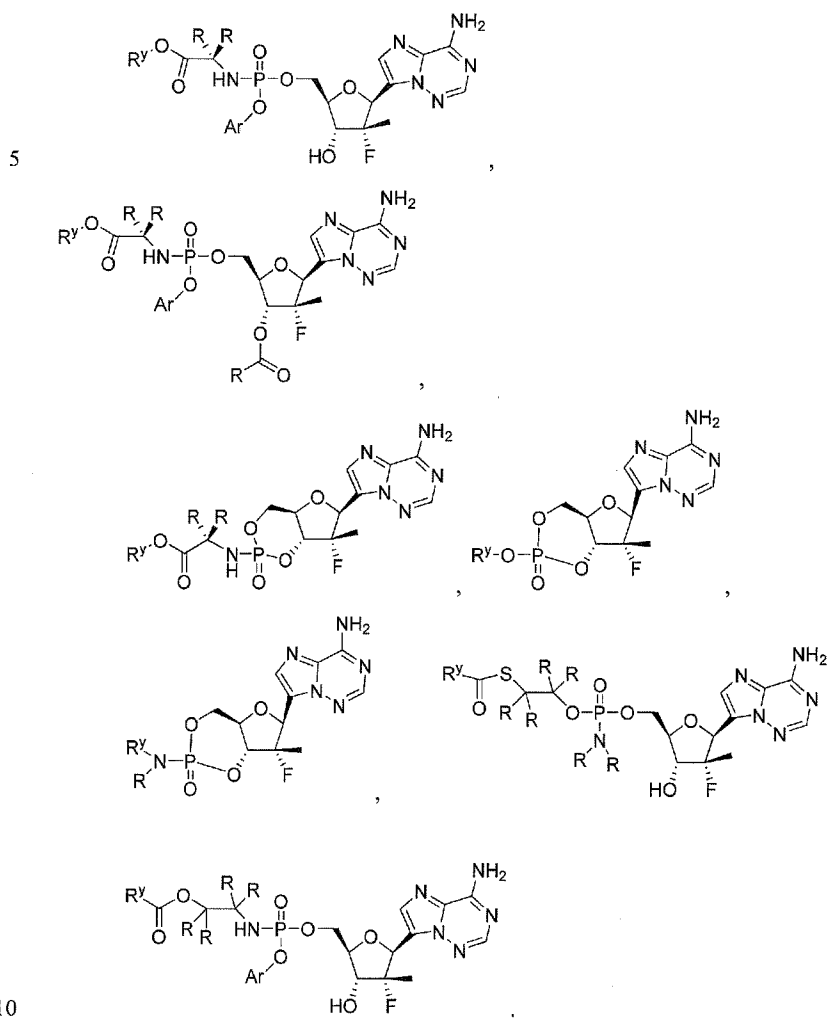
wherein R¹ is methyl or ethynyl, and R⁴ is OR^a. In another aspect of this embodiment R⁷ is H or

15

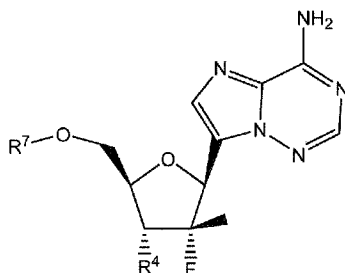


In another aspect of this embodiment, compound of Formula V are represented the following structures:

20



In another embodiment, provided are compounds of Formula VI:



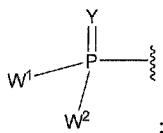
5

Formula VI

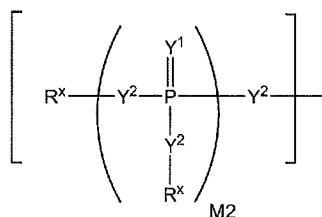
or a pharmaceutically acceptable salt, thereof;

wherein:

- 10 R^4 is OR^a ;
 each n is independently 0, 1, or 2;
 each R^a is independently H, (C_1-C_8) alkyl, (C_2-C_8) alkenyl, (C_2-C_8) alkynyl,
 aryl (C_1-C_8) alkyl, (C_4-C_8) carbocyclalkyl, $-C(=O)R^{11}$, $-C(=O)OR^{11}$, $-C(=O)NR^{11}R^{12}$,
 $-C(=O)SR^{11}$, $-S(O)R^{11}$, $-S(O)_2R^{11}$, $-S(O)(OR^{11})$, $-S(O)_2(OR^{11})$, or $-SO_2NR^{11}R^{12}$;
 15 R^7 is H, $-C(=O)R^{11}$, $-C(=O)OR^{11}$, $-C(=O)NR^{11}R^{12}$, $-C(=O)SR^{11}$, $-S(O)R^{11}$,
 $-S(O)_2R^{11}$, $-S(O)(OR^{11})$, $-S(O)_2(OR^{11})$, $-SO_2NR^{11}R^{12}$, or



- 20 Y is O, S, NR, $^+N(O)(R)$, $N(OR)$, $^+N(O)(OR)$, or $N-NR_2$;
 W^1 and W^2 , when taken together, are $-Y^3(C(R^y)_2)_3Y^3-$; or
 one of W^1 or W^2 together with R^4 is $-Y^3-$ and the other of W^1 or W^2 is Formula
 Ia; or
 W^1 and W^2 are each, independently, a group of Formula VIa:



5

Formula VIa

wherein:

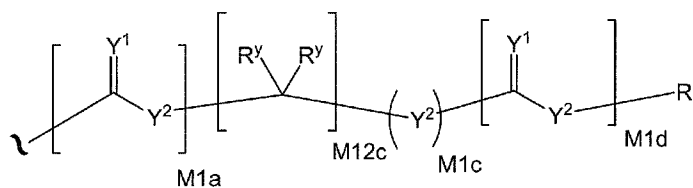
each Y¹ is, independently, O, S, NR, ⁺N(O)(R), N(OR), ⁺N(O)(OR), or N-NR₂;

10 each Y² is independently a bond, O, CR₂, NR, ⁺N(O)(R), N(OR), ⁺N(O)(OR), N-NR₂, S, S-S, S(O), or S(O)₂;

each Y³ is independently O, S, or NR;

M2 is 0, 1 or 2;

each R^x is a group of Formula VIb:



15

Formula VIb

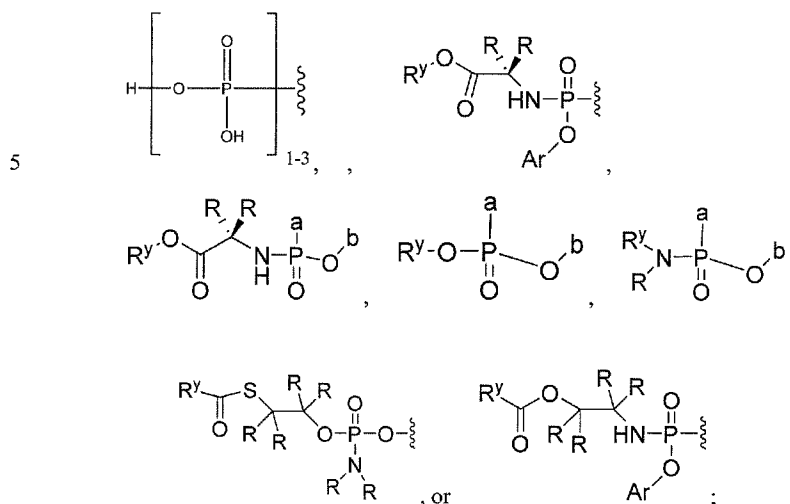
wherein:

each M1a, M1c, and M1d is independently 0 or 1;

20 M12c is 0, 1, 2, 3, 4, 5, 6, 7, 8, 9, 10, 11 or 12;

each R^y is independently H, F, Cl, Br, I, OH, -C(=Y¹)R, -C(=Y¹)R¹³, -C(=Y¹)OR, -C(=Y¹)N(R)₂, -N(R)₂, ⁺N(R)₃, -SR, -S(O)R, -S(O)₂R, -S(O)₂R¹³, -S(O)(OR), -S(O)₂(OR), -OC(=Y¹)R, -OC(=Y¹)OR, -OC(=Y¹)(N(R)₂), -SC(=Y¹)R, -SC(=Y¹)OR, -SC(=Y¹)(N(R)₂), -N(R)C(=Y¹)R, -N(R)C(=Y¹)OR, -N(R)C(=Y¹)N(R)₂,

- 5 -SO₂NR₂, -CN, -N₃, -NO₂, -OR, (C₁-C₈) alkyl, (C₂-C₈)alkenyl, (C₂-C₈) alkynyl, C₆-C₂₀ aryl, C₃-C₂₀ carbocyclyl, C₂-C₂₀ heterocyclyl, arylalkyl, heteroarylalkyl; wherein each (C₁-C₈) alkyl, (C₂-C₈)alkenyl, (C₂-C₈) alkynyl, C₆-C₂₀ aryl, C₃-C₂₀ carbocyclyl, C₂-C₂₀ heterocyclyl, arylalkyl, or heteroarylalkyl is optionally substituted with 1-3 R²⁰ groups;
- 10 each R is independently H, (C₁-C₈) alkyl, (C₂-C₈)alkenyl, (C₂-C₈) alkynyl, C₆-C₂₀ aryl, C₃-C₂₀ carbocyclyl, C₂-C₂₀ heterocyclyl, or arylalkyl; each R¹¹ or R¹² is independently H, (C₁-C₈)alkyl, (C₂-C₈)alkenyl, (C₂-C₈)alkynyl, (C₄-C₈)carbocyclylalkyl, optionally substituted aryl, optionally substituted heteroaryl, -C(=O)(C₁-C₈)alkyl, -S(O)_n(C₁-C₈)alkyl or aryl(C₁-C₈)alkyl;
- 15 each R¹³ is independently a carbocycle or heterocycle optionally substituted with 1-3 R²⁰ groups; each R²⁰ is independently, halogen, CN, N₃, N(R)₂, OR, -SR, -S(O)R, -S(O)₂R, -S(O)(OR), -S(O)₂(OR), -C(=Y¹)R, -C(=Y¹)OR, or C(=Y¹)N(R)₂; wherein each (C₁-C₈)alkyl, (C₂-C₈)alkenyl, (C₂-C₈)alkynyl or aryl(C₁-C₈)alkyl
- 20 of each R⁴, R¹¹ or R¹² is, independently, optionally substituted with one or more halo, hydroxy, CN, N₃, N(R^b)₂ or OR^b; and wherein one or more of the non-terminal carbon atoms of each said (C₁-C₈)alkyl may be optionally replaced with -O-, -S- or -NR^b; each R^b is independently H, (C₁-C₈)alkyl, (C₂-C₈)alkenyl, (C₂-C₈)alkynyl, aryl(C₁-C₈)alkyl, (C₄-C₈)carbocyclylalkyl, -C(=O)R²¹, -C(=O)OR²¹, -C(=O)NR²¹R²²,
- 25 -C(=O)SR²¹, -S(O)R²¹, -S(O)₂R²¹, -S(O)(OR²¹), -S(O)₂(OR²¹), or -SO₂NR²¹R²²; each R²¹ or R²² is independently H, (C₁-C₈)alkyl, (C₂-C₈)alkenyl, (C₂-C₈)alkynyl, (C₄-C₈)carbocyclylalkyl, -C(=O)(C₁-C₈)alkyl, -S(O)_n(C₁-C₈)alkyl or aryl(C₁-C₈)alkyl; and
- with the optional proviso that compounds 1, 1c, 1d, 1e, 2, TP-1, A-1, 8, and 21
- 30 are excluded.
- In another aspect of this embodiment R^a is H, (C₁-C₈)alkyl, or -C(=O)(C₁-C₆)alkyl; R⁷ or R⁷ together with R⁴ is



wherein

10 a is the point of attachment to R⁷;

b is the point of attachment to R⁴;

Ar is phenyl or naphthyl, wherein the phenyl and naphthyl are optionally substituted with 1-3 R²⁰ groups;

each R^y is independently (C₁-C₈) alkyl or C₅-C₆ carbocyclyl, wherein the

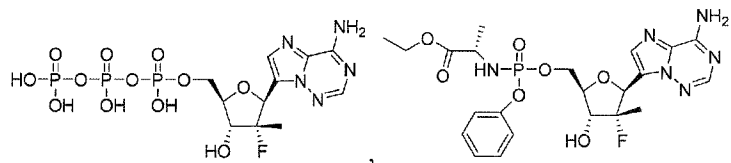
15 alkyl and carbocyclyl are optionally substituted with 1-3 R²⁰ groups;

each R is independently H, (C₁-C₆) alkyl, or arylalkyl; and

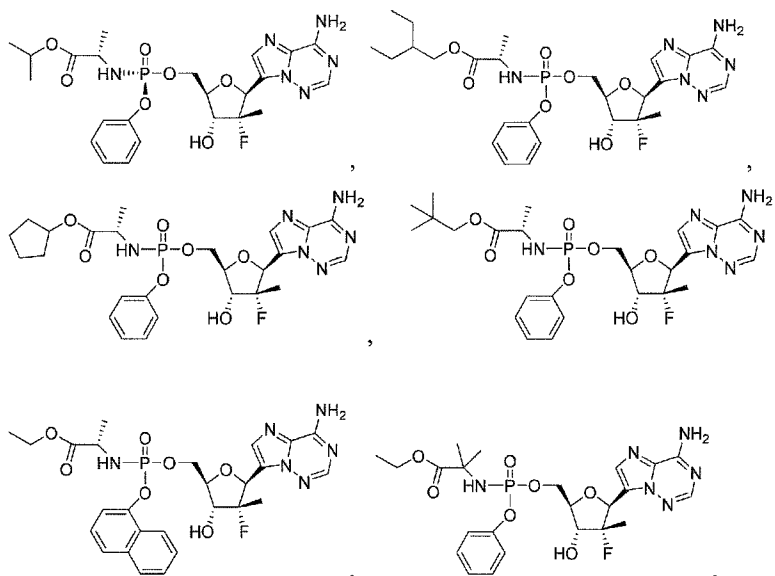
each R²⁰ is independently halogen, CN, N(R)₂, OR, -SR, -S(O)R, -S(O)₂R, -S(O)(OR), -S(O)₂(OR), -C(=O)R, -C(=O)OR, or C(=O)N(R)₂.

In another embodiment, compounds of Formula IV-VI are represented by

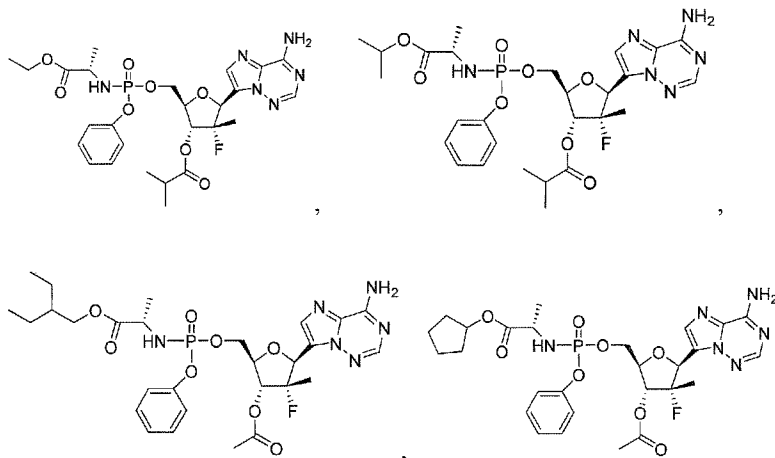
20 compounds having a structure:

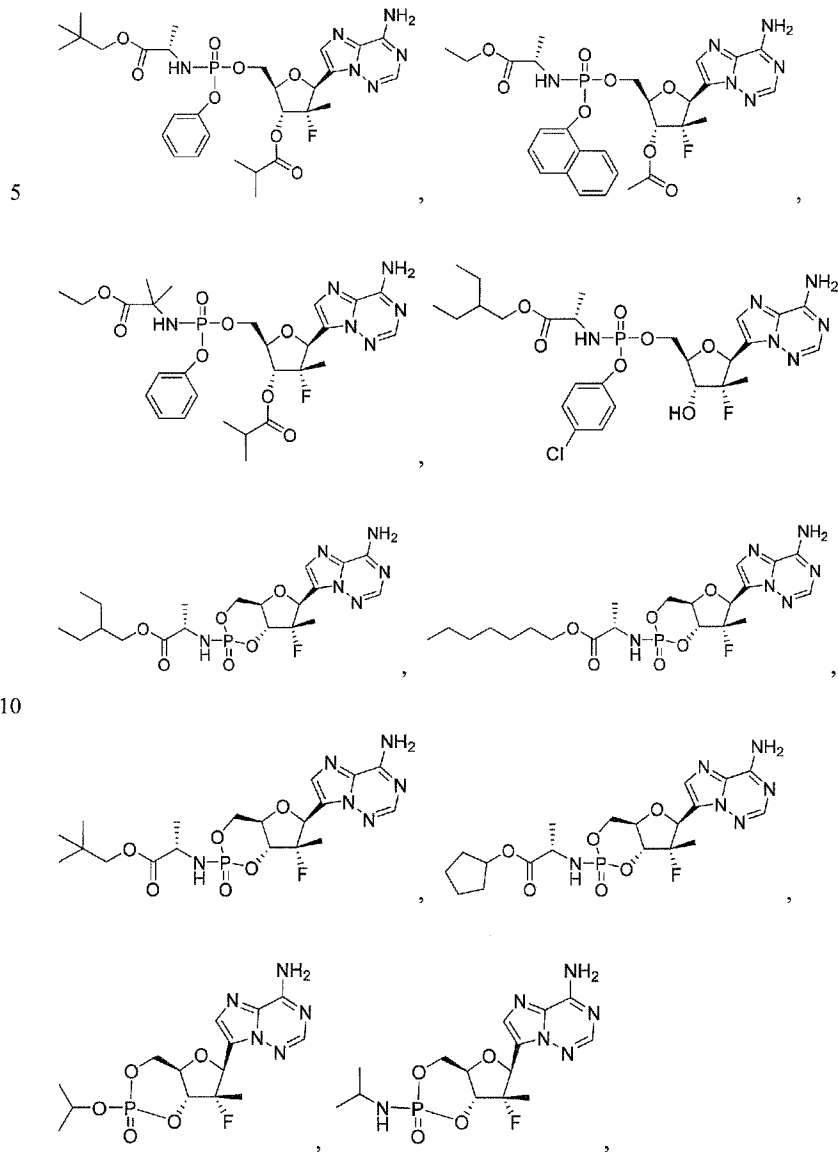


5

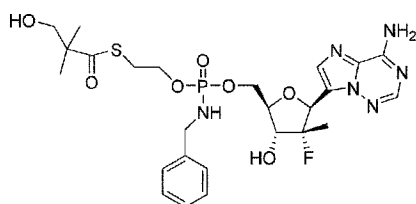


10

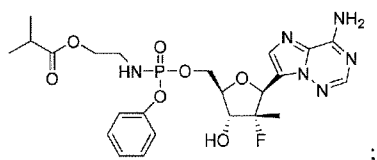




5



, or

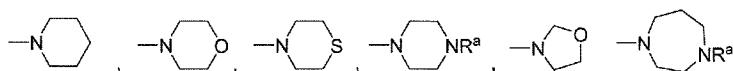


;

or a pharmaceutically acceptable salt, thereof.

10

In one embodiment of Formulas I-III and Formulas IV-VI, R¹¹ or R¹² is independently H, (C₁-C₈)alkyl, (C₂-C₈)alkenyl, (C₂-C₈)alkynyl, (C₄-C₈)carbocyclalkyl, optionally substituted aryl, optionally substituted heteroaryl, -C(=O)(C₁-C₈)alkyl, -S(O)_n(C₁-C₈)alkyl or aryl(C₁-C₈)alkyl. In another embodiment, R¹¹ and R¹² taken together with a nitrogen to which they are both attached, form a 3 to 7 membered heterocyclic ring wherein any one carbon atom of said heterocyclic ring can optionally be replaced with -O-, -S- or -NR^a. Therefore, by way of example and not limitation, the moiety -NR¹¹R¹² can be represented by the heterocycles:



and the like.

20

In another embodiment of Formulas I-III and Formulas IV-VI, each R³, R⁴, R⁵, R⁶, R¹¹ or R¹² is, independently, (C₁-C₈)alkyl, (C₂-C₈)alkenyl, (C₂-C₈)alkynyl or aryl(C₁-C₈)alkyl, wherein said (C₁-C₈)alkyl, (C₂-C₈)alkenyl, (C₂-C₈)alkynyl or aryl(C₁-C₈)alkyl are, independently, optionally substituted with one or more halo, hydroxy, CN, N₃, N(R^a)₂ or OR^a. Therefore, by way of example and not limitation,

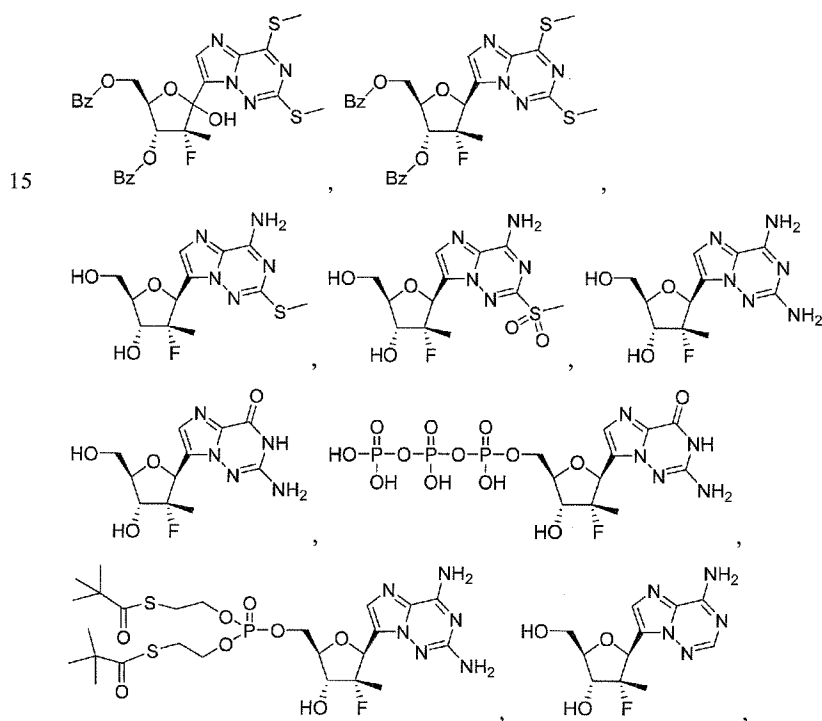
25

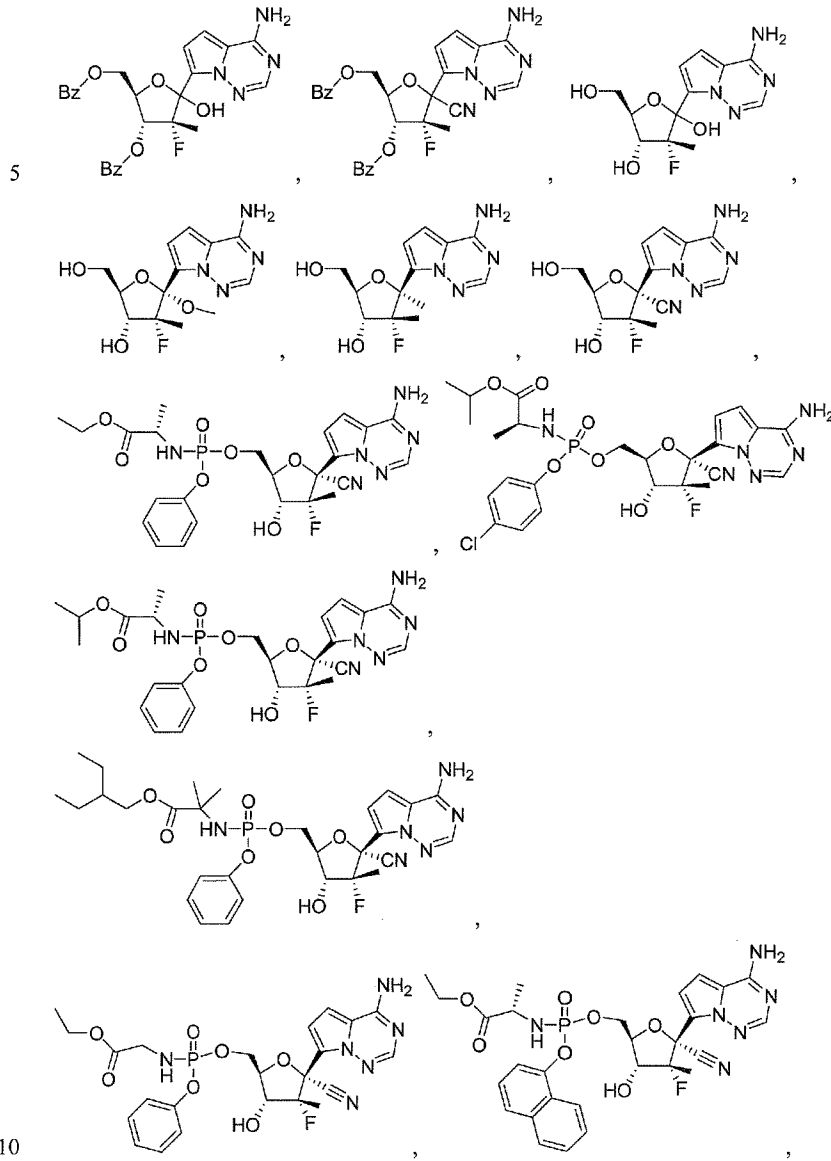
R³, R⁴, R⁵, R⁶, R¹¹ or R¹² could represent moieties such as -CH(NH₂)CH₃, -

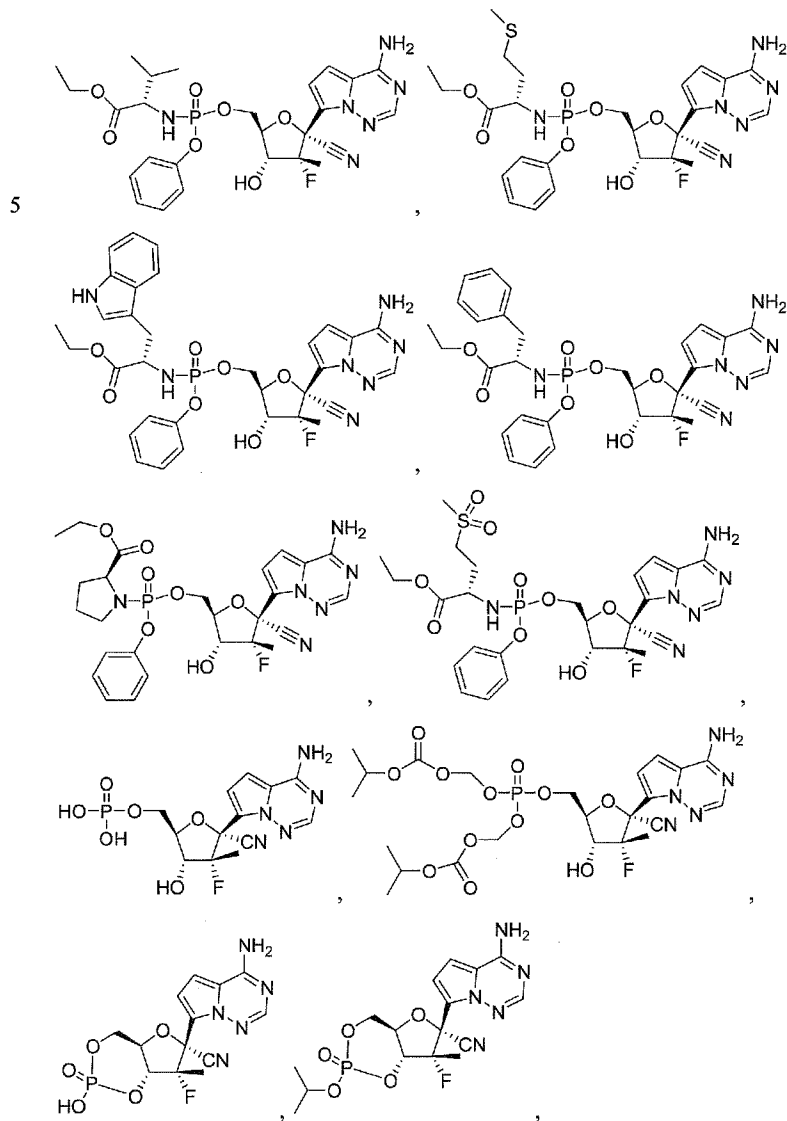
5 CH(OH)CH₂CH₃, -CH(NH₂)CH(CH₃)₂, -CH₂CF₃, -(CH₂)₂CH(N₃)CH₃, -(CH₂)₆NH₂
and the like.

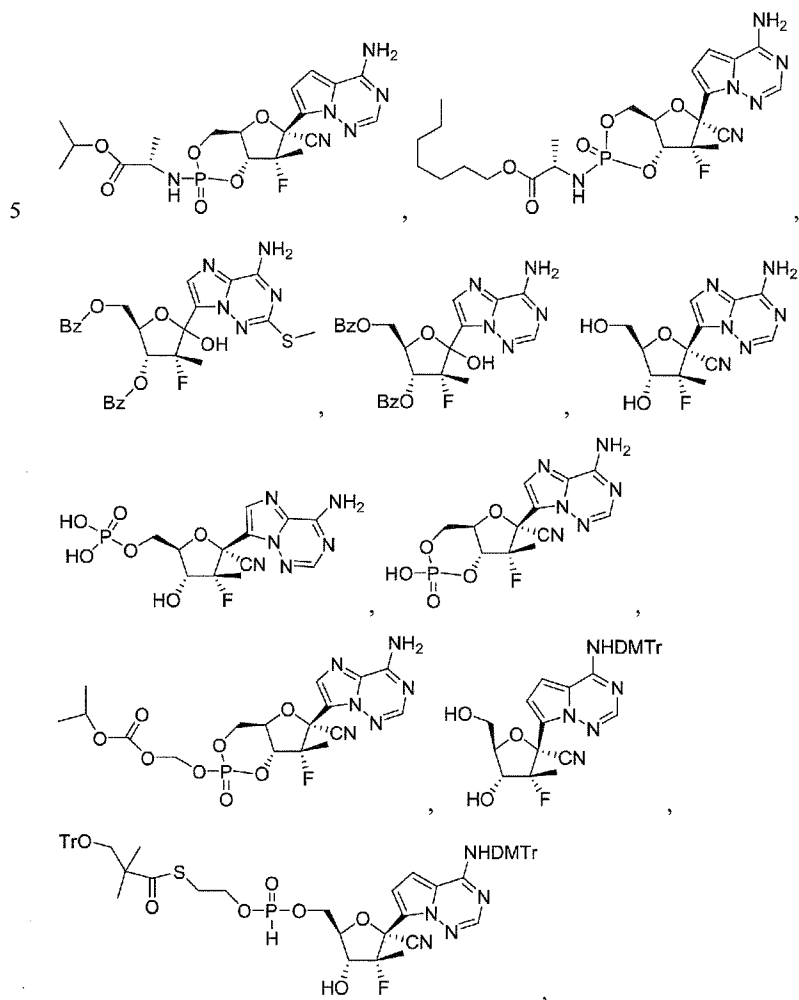
In another embodiment of Formula I-III and Formula IV-VI, R³, R⁴, R⁵, R⁶,
R¹¹ or R¹² is (C₁-C₈)alkyl wherein one or more of the non-terminal carbon atoms of
each said (C₁-C₈)alkyl may be optionally replaced with -O-, -S- or -NR^a-. Therefore,
10 by way of example and not limitation, R³, R⁴, R⁵, R⁶, R¹¹ or R¹² could represent
moieties such as -CH₂OCH₃, -CH₂OCH₂CH₃, -CH₂OCH(CH₃)₂, -CH₂SCH₃, -
(CH₂)₆OCH₃, -(CH₂)₆N(CH₃)₂ and the like.

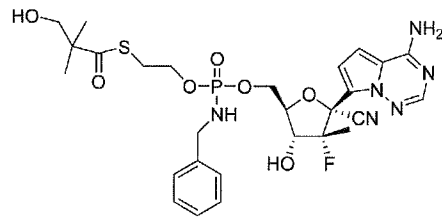
In another embodiment, Formulas I-III is a compound selected from the group
consisting of



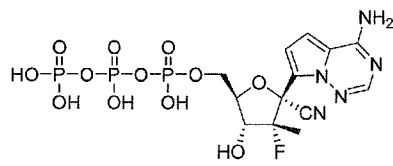
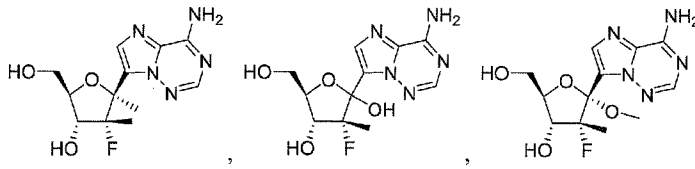
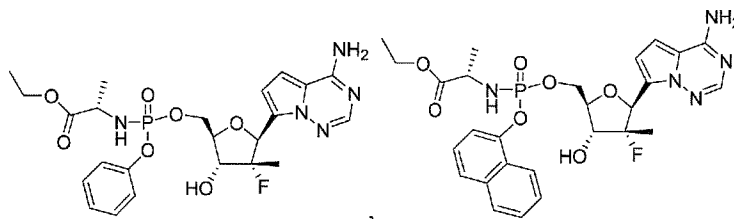
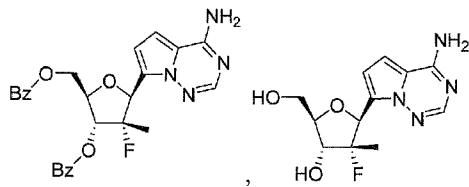
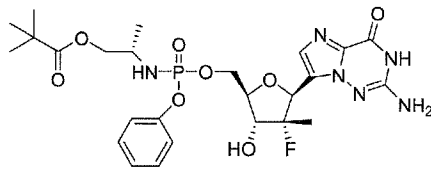




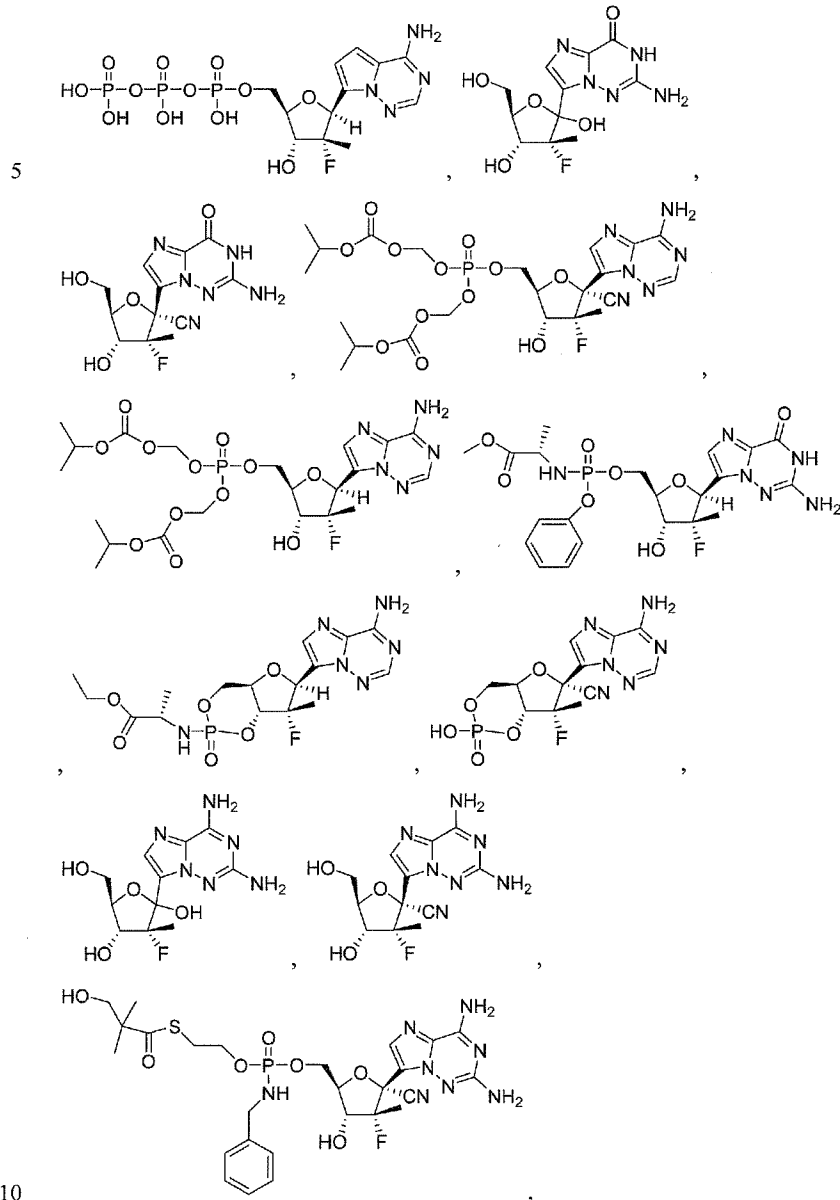


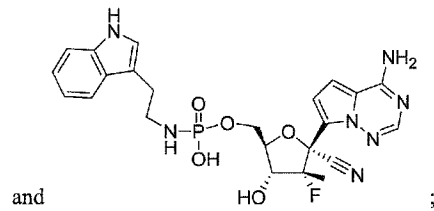
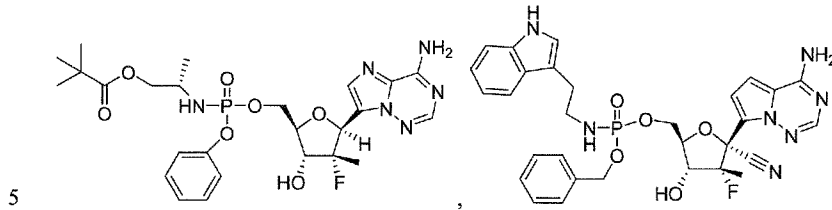


5



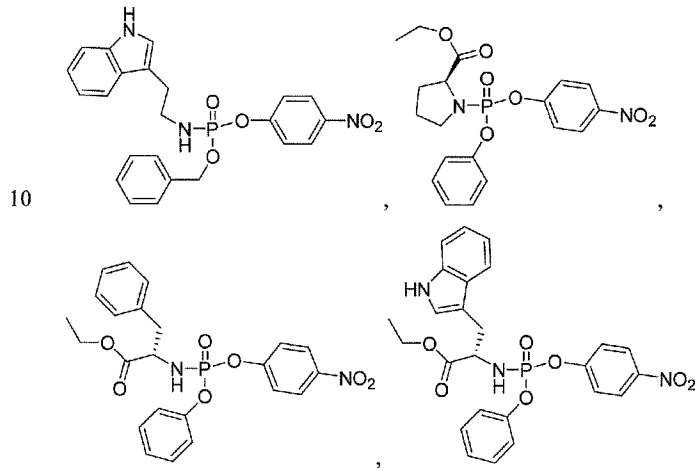
10

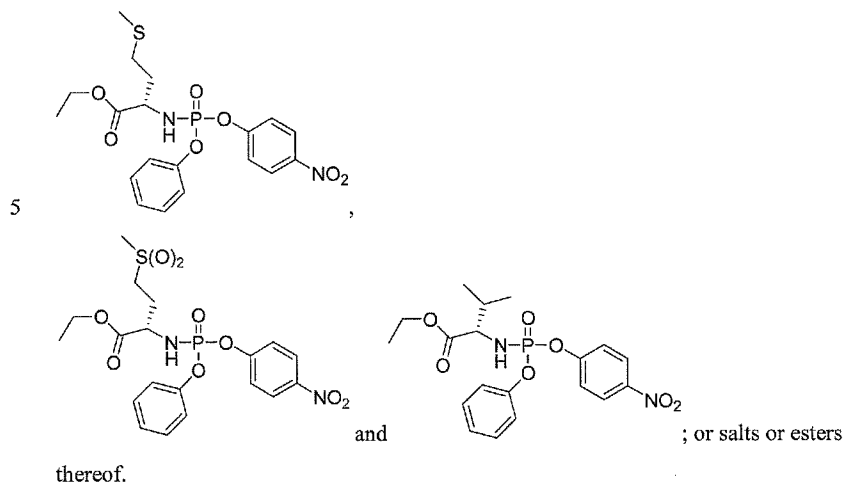




and
or a pharmaceutically acceptable salt or ester thereof.

In another embodiment, provided is a compound useful for the synthesis of the compounds of Formula I selected from the group consisting of





DEFINITIONS

10 Unless stated otherwise, the following terms and phrases as used herein are intended to have the following meanings:

When trade names are used herein, applicants intend to independently include the trade name product and the active pharmaceutical ingredient(s) of the trade name product.

15 As used herein, "a compound of the invention" or "a compound of Formula I" means a compound of Formula I or a pharmaceutically acceptable salt, thereof. Similarly, with respect to isolatable intermediates, the phrase "a compound of Formula (number)" means a compound of that formula and pharmaceutically acceptable salts, thereof.

20 "Alkyl" is hydrocarbon containing normal, secondary, tertiary or cyclic carbon atoms. For example, an alkyl group can have 1 to 20 carbon atoms (*i.e.*, C₁-C₂₀ alkyl), 1 to 8 carbon atoms (*i.e.*, C₁-C₈ alkyl), or 1 to 6 carbon atoms (*i.e.*, C₁-C₆ alkyl). Examples of suitable alkyl groups include, but are not limited to, methyl (Me, -CH₃), ethyl (Et, -CH₂CH₃), 1-propyl (n-Pr, n-propyl, -CH₂CH₂CH₃), 2-propyl (i-Pr,

- 5 *i*-propyl, -CH(CH₃)₂, 1-butyl (*n*-Bu, *n*-butyl, -CH₂CH₂CH₂CH₃), 2-methyl-1-propyl (*i*-Bu, *i*-butyl, -CH₂CH(CH₃)₂), 2-butyl (*s*-Bu, *s*-butyl, -CH(CH₃)CH₂CH₃), 2-methyl-2-propyl (*t*-Bu, *t*-butyl, -C(CH₃)₃), 1-pentyl (*n*-pentyl, -CH₂CH₂CH₂CH₂CH₃), 2-pentyl (-CH(CH₃)CH₂CH₂CH₃), 3-pentyl (-CH(CH₂CH₃)₂), 2-methyl-2-butyl (-C(CH₃)₂CH₂CH₃), 3-methyl-2-butyl (-CH(CH₃)CH(CH₃)₂), 3-methyl-1-butyl
- 10 (-CH₂CH₂CH(CH₃)₂), 2-methyl-1-butyl (-CH₂CH(CH₃)CH₂CH₃), 1-hexyl (-CH₂CH₂CH₂CH₂CH₂CH₃), 2-hexyl (-CH(CH₃)CH₂CH₂CH₂CH₃), 3-hexyl (-CH(CH₂CH₃)(CH₂CH₂CH₃)), 2-methyl-2-pentyl (-C(CH₃)₂CH₂CH₂CH₃), 3-methyl-2-pentyl (-CH(CH₃)CH(CH₃)CH₂CH₃), 4-methyl-2-pentyl (-CH(CH₃)CH₂CH(CH₃)₂), 3-methyl-3-pentyl (-C(CH₃)(CH₂CH₃)₂), 2-methyl-3-pentyl (-
- 15 CH(CH₂CH₃)CH(CH₃)₂), 2,3-dimethyl-2-butyl (-C(CH₃)₂CH(CH₃)₂), 3,3-dimethyl-2-butyl (-CH(CH₃)C(CH₃)₃), and octyl (-CH₂)₇CH₃).

“Alkoxy” means a group having the formula -O-alkyl, in which an alkyl group, as defined above, is attached to the parent molecule via an oxygen atom. The alkyl portion of an alkoxy group can have 1 to 20 carbon atoms (*i.e.*, C₁-C₂₀ alkoxy),

20 1 to 12 carbon atoms (*i.e.*, C₁-C₁₂ alkoxy), or 1 to 6 carbon atoms (*i.e.*, C₁-C₆ alkoxy). Examples of suitable alkoxy groups include, but are not limited to, methoxy (-O-CH₃ or -OMe), ethoxy (-O-CH₂CH₃ or -OEt), *t*-butoxy (-O-C(CH₃)₃ or -OtBu) and the like.

“Haloalkyl” is an alkyl group, as defined above, in which one or more

25 hydrogen atoms of the alkyl group is replaced with a halogen atom. The alkyl portion of a haloalkyl group can have 1 to 20 carbon atoms (*i.e.*, C₁-C₂₀ haloalkyl), 1 to 12 carbon atoms (*i.e.*, C₁-C₁₂ haloalkyl), or 1 to 6 carbon atoms (*i.e.*, C₁-C₆ alkyl). Examples of suitable haloalkyl groups include, but are not limited to, -CF₃, -CHF₂, -CFH₂, -CH₂CF₃, and the like.

30 “Alkenyl” is a hydrocarbon containing normal, secondary, tertiary or cyclic carbon atoms with at least one site of unsaturation, *i.e.* a carbon-carbon, *sp*² double bond. For example, an alkenyl group can have 2 to 20 carbon atoms (*i.e.*, C₂-C₂₀ alkenyl), 2 to 8 carbon atoms (*i.e.*, C₂-C₈ alkenyl), or 2 to 6 carbon atoms (*i.e.*, C₂-C₆ alkenyl). Examples of suitable alkenyl groups include, but are not limited to, ethylene

5 or vinyl (-CH=CH₂), allyl (-CH₂CH=CH₂), cyclopentenyl (-C₅H₇), and 5-hexenyl (-CH₂CH₂CH₂CH₂CH=CH₂).

“Alkynyl” is a hydrocarbon containing normal, secondary, tertiary or cyclic carbon atoms with at least one site of unsaturation, *i.e.* a carbon-carbon, *sp* triple bond. For example, an alkynyl group can have 2 to 20 carbon atoms (*i.e.*, C₂-C₂₀ alkynyl), 2 to 8 carbon atoms (*i.e.*, C₂-C₈ alkyne), or 2 to 6 carbon atoms (*i.e.*, C₂-C₆ alkynyl). Examples of suitable alkynyl groups include, but are not limited to, acetylenic (-C≡CH), propargyl (-CH₂C≡CH), and the like.

“Alkylene” refers to a saturated, branched or straight chain or cyclic hydrocarbon radical having two monovalent radical centers derived by the removal of two hydrogen atoms from the same or two different carbon atoms of a parent alkane. For example, an alkylene group can have 1 to 20 carbon atoms, 1 to 10 carbon atoms, or 1 to 6 carbon atoms. Typical alkylene radicals include, but are not limited to, methylene (-CH₂-), 1,1-ethyl (-CH(CH₃)-), 1,2-ethyl (-CH₂CH₂-), 1,1-propyl (-CH(CH₂CH₃)-), 1,2-propyl (-CH₂CH(CH₃)-), 1,3-propyl (-CH₂CH₂CH₂-), 1,4-butyl (-CH₂CH₂CH₂CH₂-), and the like.

“Alkenylene” refers to an unsaturated, branched or straight chain or cyclic hydrocarbon radical having two monovalent radical centers derived by the removal of two hydrogen atoms from the same or two different carbon atoms of a parent alkene. For example, an alkenylene group can have 1 to 20 carbon atoms, 1 to 10 carbon atoms, or 1 to 6 carbon atoms. Typical alkenylene radicals include, but are not limited to, 1,2-ethylene (-CH=CH-).

“Alkynylene” refers to an unsaturated, branched or straight chain or cyclic hydrocarbon radical having two monovalent radical centers derived by the removal of two hydrogen atoms from the same or two different carbon atoms of a parent alkyne. For example, an alkynylene group can have 1 to 20 carbon atoms, 1 to 10 carbon atoms, or 1 to 6 carbon atoms. Typical alkynylene radicals include, but are not limited to, acetylene (-C≡C-), propargyl (-CH₂C≡C-), and 4-pentynyl (-CH₂CH₂CH₂C≡C-).

“Amino” refers generally to a nitrogen radical which can be considered a derivative of ammonia, having the formula -N(X)₂, where each “X” is independently H,

5 substituted or unsubstituted alkyl, substituted or unsubstituted carbocyclyl, substituted or unsubstituted heterocyclyl, etc. The hybridization of the nitrogen is approximately sp^3 . Nonlimiting types of amino include $-NH_2$, $-N(alkyl)_2$, $-NH(alkyl)$, $-N(carbocyclyl)_2$, $-NH(carbocyclyl)$, $-N(heterocyclyl)_2$, $-NH(heterocyclyl)$, $-N(aryl)_2$, $-NH(aryl)$, $-N(alkyl)(aryl)$, $-N(alkyl)(heterocyclyl)$, $-N(carbocyclyl)(heterocyclyl)$, $-N(aryl)(heteroaryl)$, $-N(alkyl)(heteroaryl)$, etc. The term "alkylamino" refers to an amino group substituted with at least one alkyl group. Nonlimiting examples of amino groups include $-NH_2$, $-NH(CH_3)$, $-N(CH_3)_2$, $-NH(CH_2CH_3)$, $-N(CH_2CH_3)_2$, $-NH(phenyl)$, $-N(phenyl)_2$, $-NH(benzyl)$, $-N(benzyl)_2$, etc. Substituted alkylamino refers generally to alkylamino groups, as defined above, in which at least one substituted alkyl, as defined herein, is attached to the amino nitrogen atom. Non-limiting examples of substituted alkylamino includes $-NH(alkylene-C(O)-OH)$, $-NH(alkylene-C(O)-O-alkyl)$, $-N(alkylene-C(O)-OH)_2$, $-N(alkylene-C(O)-O-alkyl)_2$, etc.

"Aryl" means an aromatic hydrocarbon radical derived by the removal of one hydrogen atom from a single carbon atom of a parent aromatic ring system. For example, an aryl group can have 6 to 20 carbon atoms, 6 to 14 carbon atoms, or 6 to 10 carbon atoms. Typical aryl groups include, but are not limited to, radicals derived from benzene (e.g., phenyl), substituted benzene, naphthalene, anthracene, biphenyl, and the like.

"Arylalkyl" refers to an acyclic alkyl radical in which one of the hydrogen atoms bonded to a carbon atom, typically a terminal or sp^3 carbon atom, is replaced with an aryl radical. Typical arylalkyl groups include, but are not limited to, benzyl, 2-phenylethan-1-yl, naphthylmethyl, 2-naphthylethan-1-yl, naphthobenzyl, 2-naphthophenylethan-1-yl and the like. The arylalkyl group can comprise 7 to 20 carbon atoms, e.g., the alkyl moiety is 1 to 6 carbon atoms and the aryl moiety is 6 to 14 carbon atoms.

"Arylalkenyl" refers to an acyclic alkenyl radical in which one of the hydrogen atoms bonded to a carbon atom, typically a terminal or sp^3 carbon atom, but also an sp^2 carbon atom, is replaced with an aryl radical. The aryl portion of the arylalkenyl can include, for example, any of the aryl groups disclosed herein, and the

5 alkenyl portion of the arylalkenyl can include, for example, any of the alkenyl groups disclosed herein. The arylalkenyl group can comprise 8 to 20 carbon atoms, *e.g.*, the alkenyl moiety is 2 to 6 carbon atoms and the aryl moiety is 6 to 14 carbon atoms.

“Arylalkynyl” refers to an acyclic alkynyl radical in which one of the hydrogen atoms bonded to a carbon atom, typically a terminal or sp^3 carbon atom, but
 10 also an sp carbon atom, is replaced with an aryl radical. The aryl portion of the arylalkynyl can include, for example, any of the aryl groups disclosed herein, and the alkynyl portion of the arylalkynyl can include, for example, any of the alkynyl groups disclosed herein. The arylalkynyl group can comprise 8 to 20 carbon atoms, *e.g.*, the alkynyl moiety is 2 to 6 carbon atoms and the aryl moiety is 6 to 14 carbon atoms.

15 The term “substituted” in reference to alkyl, alkylene, aryl, arylalkyl, alkoxy, heterocyclyl, heteroaryl, carbocyclyl, etc., for example, “substituted alkyl”, “substituted alkylene”, “substituted aryl”, “substituted arylalkyl”, “substituted heterocyclyl”, and “substituted carbocyclyl”, unless otherwise indicated, means alkyl, alkylene, aryl, arylalkyl, heterocyclyl, carbocyclyl respectively, in which one or more
 20 hydrogen atoms are each independently replaced with a non-hydrogen substituent. Typical substituents include, but are not limited to, -X, -R^b, -O⁻, =O, -OR^b, -SR^b, -S⁻, -NR^b₂, -N⁺R^b₃, =NR^b, -CX₃, -CN, -OCN, -SCN, -N=C=O, -NCS, -NO, -NO₂, =N₂, -N₃, -NHC(=O)R^b, -OC(=O)R^b, -NHC(=O)NR^b₂, -S(=O)₂-, -S(=O)₂OH, -S(=O)₂R^b, -OS(=O)₂OR^b, -S(=O)₂NR^b₂, -S(=O)R^b, -OP(=O)(OR^b)₂, -P(=O)(OR^b)₂, -P(=O)(O⁻)₂,
 25 -P(=O)(OH)₂, -P(O)(OR^b)(O⁻), -C(=O)R^b, -C(=O)X, -C(S)R^b, -C(O)OR^b, -C(O)O⁻, -C(S)OR^b, -C(O)SR^b, -C(S)SR^b, -C(O)NR^b₂, -C(S)NR^b₂, -C(=NR^b)NR^b₂, where each X is independently a halogen: F, Cl, Br, or I; and each R^b is independently H, alkyl, aryl, arylalkyl, a heterocycle, or a protecting group or prodrug moiety. Alkylene, alkenylene, and alkynylene groups may also be similarly substituted. Unless otherwise
 30 indicated, when the term “substituted” is used in conjunction with groups such as arylalkyl, which have two or more moieties capable of substitution, the substituents can be attached to the aryl moiety, the alkyl moiety, or both.

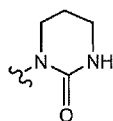
The term “prodrug” as used herein refers to any compound that when administered to a biological system generates the drug substance, *i.e.*, active ingredient,

5 as a result of spontaneous chemical reaction(s), enzyme catalyzed chemical reaction(s),
photolysis, and/or metabolic chemical reaction(s). A prodrug is thus a covalently
modified analog or latent form of a therapeutically active compound.

One skilled in the art will recognize that substituents and other moieties of the
compounds of Formula I-III and Formula IV-VI should be selected in order to provide a
10 compound which is sufficiently stable to provide a pharmaceutically useful compound
which can be formulated into an acceptably stable pharmaceutical composition. The
definitions and substituents for various genus and subgenus of the present compounds
are described and illustrated herein. It should be understood by one skilled in the art
that any combination of the definitions and substituents described above should not
15 result in an inoperable species or compound. "Inoperable species or compounds"
means compound structures that violates relevant scientific principles (such as, for
example, a carbon atom connecting to more than four covalent bonds) or compounds
too unstable to permit isolation and formulation into pharmaceutically acceptable
dosage forms.

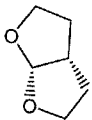
20 "Heteroalkyl" refers to an alkyl group where one or more carbon atoms have
been replaced with a heteroatom, such as, O, N, or S. For example, if the carbon atom of
the alkyl group which is attached to the parent molecule is replaced with a heteroatom
(e.g., O, N, or S) the resulting heteroalkyl groups are, respectively, an alkoxy group (e.g.,
-OCH₃, etc.), an amine (e.g., -NHCH₃, -N(CH₃)₂, etc.), or a thioalkyl group (e.g.,
25 -SCH₃). If a non-terminal carbon atom of the alkyl group which is not attached to the
parent molecule is replaced with a heteroatom (e.g., O, N, or S) the resulting heteroalkyl
groups are, respectively, an alkyl ether (e.g., -CH₂CH₂-O-CH₃, etc.), an alkyl amine
(e.g., -CH₂NHCH₃, -CH₂N(CH₃)₂, etc.), or a thioalkyl ether (e.g., -CH₂-S-CH₃). If a
terminal carbon atom of the alkyl group is replaced with a heteroatom (e.g., O, N, or S),
30 the resulting heteroalkyl groups are, respectively, a hydroxyalkyl group (e.g.,
-CH₂CH₂-OH), an aminoalkyl group (e.g., -CH₂NH₂), or an alkyl thiol group (e.g.,
-CH₂CH₂-SH). A heteroalkyl group can have, for example, 1 to 20 carbon atoms, 1 to
10 carbon atoms, or 1 to 6 carbon atoms. A C₁-C₆ heteroalkyl group means a heteroalkyl
group having 1 to 6 carbon atoms.

5 “Heterocycle” or “heterocyclyl” as used herein includes by way of example
 and not limitation those heterocycles described in Paquette, Leo A.; Principles of
Modern Heterocyclic Chemistry (W.A. Benjamin, New York, 1968), particularly
 Chapters 1, 3, 4, 6, 7, and 9; The Chemistry of Heterocyclic Compounds, A Series of
Monographs” (John Wiley & Sons, New York, 1950 to present), in particular
 10 Volumes 13, 14, 16, 19, and 28; and *J. Am. Chem. Soc.* (1960) 82:5566. In one
 specific embodiment of the invention “heterocycle” includes a “carbocycle” as
 defined herein, wherein one or more (*e.g.* 1, 2, 3, or 4) carbon atoms have been
 replaced with a heteroatom (*e.g.* O, N, or S). The terms “heterocycle” or
 “heterocyclyl” includes saturated rings, partially unsaturated rings, and aromatic rings
 15 (*i.e.*, heteroaromatic rings). Substituted heterocyclyls include, for example,
 heterocyclic rings substituted with any of the substituents disclosed herein including
 carbonyl groups. A non-limiting example of a carbonyl substituted heterocyclyl is:



Examples of heterocycles include by way of example and not limitation
 20 pyridyl, dihydropyridyl, tetrahydropyridyl (piperidyl), thiazolyl,
 tetrahydrothiophenyl, sulfur oxidized tetrahydrothiophenyl, pyrimidinyl, furanyl,
 thienyl, pyrrolyl, pyrazolyl, imidazolyl, tetrazolyl, benzofuranyl, thianaphthalenyl,
 indolyl, indolenyl, quinolinyl, isoquinolinyl, benzimidazolyl, piperidinyl, 4-
 piperidonyl, pyrrolidinyl, 2-pyrrolidonyl, pyrrolinyl, tetrahydrofuranyl,
 25 tetrahydroquinolinyl, tetrahydroisoquinolinyl, decahydroquinolinyl,
 octahydroisoquinolinyl, azocinyl, triazinyl, 6H-1,2,5-thiadiazinyl, 2H,6H-1,5,2-
 dithiazinyl, thienyl, thianthrenyl, pyranyl, isobenzofuranyl, chromenyl, xanthenyl,
 phenoxathinyl, 2H-pyrrolyl, isothiazolyl, isoxazolyl, pyrazinyl, pyridazinyl,
 indolizinyl, isoindolyl, 3H-indolyl, 1H-indazolyl, purinyl, 4H-quinolizinyl,
 30 phthalazinyl, naphthyridinyl, quinoxalinyl, quinazolinyl, cinnolinyl, pteridinyl, 4aH-
 carbazolyl, carbazolyl, β -carbolinyl, phenanthridinyl, acridinyl, pyrimidinyl,
 phenanthrolinyl, phenazinyl, phenothiazinyl, furazanyl, phenoxazinyl, isochromanyl,

- 5 chromanyl, imidazolidinyl, imidazoliny, pyrazolidinyl, pyrazoliny, piperazinyl, indoliny, isoindoliny, quinuclidiny, morpholiny, oxazolidinyl, benzotriazolyl, benzisoxazolyl, oxindolyl, benzoxazoliny, isatinoyl, and bis-tetrahydrofuranly:



- By way of example and not limitation, carbon bonded heterocycles are bonded
- 10 at position 2, 3, 4, 5, or 6 of a pyridine, position 3, 4, 5, or 6 of a pyridazine, position 2, 4, 5, or 6 of a pyrimidine, position 2, 3, 5, or 6 of a pyrazine, position 2, 3, 4, or 5 of a furan, tetrahydrofuran, thiofuran, thiophene, pyrrole or tetrahydropyrrole, position 2, 4, or 5 of an oxazole, imidazole or thiazole, position 3, 4, or 5 of an isoxazole, pyrazole, or isothiazole, position 2 or 3 of an aziridine, position 2, 3, or 4 of
- 15 an azetidine, position 2, 3, 4, 5, 6, 7, or 8 of a quinoline or position 1, 3, 4, 5, 6, 7, or 8 of an isoquinoline. Still more typically, carbon bonded heterocycles include 2-pyridyl, 3-pyridyl, 4-pyridyl, 5-pyridyl, 6-pyridyl, 3-pyridazinyl, 4-pyridazinyl, 5-pyridazinyl, 6-pyridazinyl, 2-pyrimidinyl, 4-pyrimidinyl, 5-pyrimidinyl, 6-pyrimidinyl, 2-pyrazinyl, 3-pyrazinyl, 5-pyrazinyl, 6-pyrazinyl, 2-thiazolyl, 4-
- 20 thiazolyl, or 5-thiazolyl.

- By way of example and not limitation, nitrogen bonded heterocycles are bonded at position 1 of an aziridine, azetidine, pyrrole, pyrrolidine, 2-pyrroline, 3-pyrroline, imidazole, imidazolidine, 2-imidazoline, 3-imidazoline, pyrazole, pyrazoline, 2-pyrazoline, 3-pyrazoline, piperidine, piperazine, indole, indoline, 1H-
- 25 indazole, position 2 of a isoindole, or isoindoline, position 4 of a morpholine, and position 9 of a carbazole, or β -carboline. Still more typically, nitrogen bonded heterocycles include 1-aziridyl, 1-azetedy, 1-pyrrolyl, 1-imidazolyl, 1-pyrazolyl, and 1-piperidinyl.

- “Heterocyclylalkyl” refers to an acyclic alkyl radical in which one of the
- 30 hydrogen atoms bonded to a carbon atom, typically a terminal or sp^3 carbon atom, is replaced with a heterocyclyl radical (*i.e.*, a heterocyclyl-alkylene- moiety). Typical heterocyclyl alkyl groups include, but are not limited to heterocyclyl- CH_2 -, 2-

5 (heterocyclyl)ethan-1-yl, and the like, wherein the “heterocyclyl” portion includes any of the heterocyclyl groups described above, including those described in Principles of Modern Heterocyclic Chemistry. One skilled in the art will also understand that the heterocyclyl group can be attached to the alkyl portion of the heterocyclyl alkyl by means of a carbon-carbon bond or a carbon-heteroatom bond, with the proviso that
10 the resulting group is chemically stable. The heterocyclyl alkyl group comprises 3 to 20 carbon atoms, *e.g.*, the alkyl portion of the arylalkyl group is 1 to 6 carbon atoms and the heterocyclyl moiety is 2 to 14 carbon atoms. Examples of heterocyclylalkyls include by way of example and not limitation 5-membered sulfur, oxygen, and/or nitrogen containing heterocycles such as thiazolylmethyl, 2-thiazolyethan-1-yl,
15 imidazolylmethyl, oxazolylmethyl, thiadiazolylmethyl, etc., 6-membered sulfur, oxygen, and/or nitrogen containing heterocycles such as piperidinylmethyl, piperazinylmethyl, morpholinylmethyl, pyridinylmethyl, pyridizylmethyl, pyrimidylmethyl, pyrazinylmethyl, etc.

“Heterocyclylalkenyl” refers to an acyclic alkenyl radical in which one of the
20 hydrogen atoms bonded to a carbon atom, typically a terminal or sp^3 carbon atom, but also a sp^2 carbon atom, is replaced with a heterocyclyl radical (*i.e.*, a heterocyclyl-alkenylene- moiety). The heterocyclyl portion of the heterocyclyl alkenyl group includes any of the heterocyclyl groups described herein, including those described in Principles of Modern Heterocyclic Chemistry, and the alkenyl portion of the
25 heterocyclyl alkenyl group includes any of the alkenyl groups disclosed herein. One skilled in the art will also understand that the heterocyclyl group can be attached to the alkenyl portion of the heterocyclyl alkenyl by means of a carbon-carbon bond or a carbon-heteroatom bond, with the proviso that the resulting group is chemically stable. The heterocyclyl alkenyl group comprises 4 to 20 carbon atoms, *e.g.*, the
30 alkenyl portion of the heterocyclyl alkenyl group is 2 to 6 carbon atoms and the heterocyclyl moiety is 2 to 14 carbon atoms.

“Heterocyclylalkynyl” refers to an acyclic alkynyl radical in which one of the hydrogen atoms bonded to a carbon atom, typically a terminal or sp^3 carbon atom, but also an sp carbon atom, is replaced with a heterocyclyl radical (*i.e.*, a heterocyclyl-

5 alkynylene- moiety). The heterocyclyl portion of the heterocyclyl alkynyl group includes any of the heterocyclyl groups described herein, including those described in Principles of Modern Heterocyclic Chemistry, and the alkynyl portion of the heterocyclyl alkynyl group includes any of the alkynyl groups disclosed herein. One skilled in the art will also understand that the heterocyclyl group can be attached to
10 the alkynyl portion of the heterocyclyl alkynyl by means of a carbon-carbon bond or a carbon-heteroatom bond, with the proviso that the resulting group is chemically stable. The heterocyclyl alkynyl group comprises 4 to 20 carbon atoms, *e.g.*, the alkynyl portion of the heterocyclyl alkynyl group is 2 to 6 carbon atoms and the heterocyclyl moiety is 2 to 14 carbon atoms.

15 “Heteroaryl” refers to an aromatic heterocyclyl having at least one heteroatom in the ring. Non-limiting examples of suitable heteroatoms which can be included in the aromatic ring include oxygen, sulfur, and nitrogen. Non-limiting examples of heteroaryl rings include all of those aromatic rings listed in the definition of “heterocyclyl”, including pyridinyl, pyrrolyl, oxazolyl, indolyl, isoindolyl, purinyl,
20 furanyl, thienyl, benzofuranyl, benzothiophenyl, carbazolyl, imidazolyl, thiazolyl, isoxazolyl, pyrazolyl, isothiazolyl, quinolyl, isoquinolyl, pyridazyl, pyrimidyl, pyrazyl, etc.

“Carbocycle” or “carbocyclyl” refers to a saturated (*i.e.*, cycloalkyl), partially unsaturated (*e.g.*, cycloalkenyl, cycloalkadienyl, etc.) or aromatic ring having 3 to 7
25 carbon atoms as a monocycle, 7 to 12 carbon atoms as a bicycle, and up to about 20 carbon atoms as a polycycle. Monocyclic carbocycles have 3 to 7 ring atoms, still more typically 5 or 6 ring atoms. Bicyclic carbocycles have 7 to 12 ring atoms, *e.g.*, arranged as a bicyclo [4,5], [5,5], [5,6] or [6,6] system, or 9 or 10 ring atoms arranged as a bicyclo [5,6] or [6,6] system, or spiro-fused rings. Non-limiting examples of
30 monocyclic carbocycles include cyclopropyl, cyclobutyl, cyclopentyl, 1-cyclopent-1-enyl, 1-cyclopent-2-enyl, 1-cyclopent-3-enyl, cyclohexyl, 1-cyclohex-1-enyl, 1-cyclohex-2-enyl, 1-cyclohex-3-enyl, and phenyl. Non-limiting examples of bicyclo carbocycles includes naphthyl, tetrahydronaphthalene, and decaline.

“Carbocyclylalkyl” refers to an acyclic alkyl radical in which one of the

5 hydrogen atoms bonded to a carbon atom is replaced with a carbocyclyl radical as described herein. Typical, but non-limiting, examples of carbocyclylalkyl groups include cyclopropylmethyl, cyclopropylethyl, cyclobutylmethyl, cyclopentylmethyl and cyclohexylmethyl.

“Arylheteroalkyl” refers to a heteroalkyl as defined herein, in which a
10 hydrogen atom (which may be attached either to a carbon atom or a heteroatom) has been replaced with an aryl group as defined herein. The aryl groups may be bonded to a carbon atom of the heteroalkyl group, or to a heteroatom of the heteroalkyl group, provided that the resulting arylheteroalkyl group provides a chemically stable moiety. For example, an arylheteroalkyl group can have the general formulae -alkylene-
15 O-aryl, -alkylene-O-alkylene-aryl, -alkylene-NH-aryl, -alkylene-NH-alkylene-aryl, -alkylene-S-aryl, -alkylene-S-alkylene-aryl, etc. In addition, any of the alkylene moieties in the general formulae above can be further substituted with any of the substituents defined or exemplified herein.

“Heteroarylalkyl” refers to an alkyl group, as defined herein, in which a
20 hydrogen atom has been replaced with a heteroaryl group as defined herein. Non-limiting examples of heteroaryl alkyl include -CH₂-pyridinyl, -CH₂-pyrrolyl, -CH₂-oxazolyl, -CH₂-indolyl, -CH₂-isoindolyl, -CH₂-purinyl, -CH₂-furanyl, -CH₂-thienyl, -CH₂-benzofuranyl, -CH₂-benzothiophenyl, -CH₂-carbazolyl, -CH₂-imidazolyl, -CH₂-thiazolyl, -CH₂-isoxazolyl, -CH₂-pyrazolyl, -CH₂-isothiazolyl,
25 -CH₂-quinolyl, -CH₂-isoquinolyl, -CH₂-pyridazyl, -CH₂-pyrimidyl, -CH₂-pyrazyl, -CH(CH₃)-pyridinyl, -CH(CH₃)-pyrrolyl, -CH(CH₃)-oxazolyl, -CH(CH₃)-indolyl, -CH(CH₃)-isoindolyl, -CH(CH₃)-purinyl, -CH(CH₃)-furanyl, -CH(CH₃)-thienyl, -CH(CH₃)-benzofuranyl, -CH(CH₃)-benzothiophenyl, -CH(CH₃)-carbazolyl, -CH(CH₃)-imidazolyl, -CH(CH₃)-thiazolyl, -CH(CH₃)-isoxazolyl,
30 -CH(CH₃)-pyrazolyl, -CH(CH₃)-isothiazolyl, -CH(CH₃)-quinolyl, -CH(CH₃)-isoquinolyl, -CH(CH₃)-pyridazyl, -CH(CH₃)-pyrimidyl, -CH(CH₃)-pyrazyl, etc.

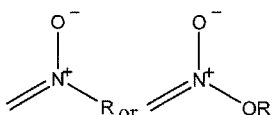
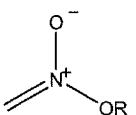
The term “optionally substituted” in reference to a particular moiety of the compound of Formula I-III and Formula IV-VI (e.g., an optionally substituted aryl

5 group) refers to a moiety wherein all substituents are hydrogen or wherein one or more of the hydrogens of the moiety may be replaced by substituents such as those listed under the definition of “substituted” or as otherwise indicated.

The term “optionally replaced” in reference to a particular moiety of the compound of Formula I-III and Formula IV-VI (e.g., the carbon atoms of said (C₁-C₈)alkyl may be optionally replaced by -O-, -S-, or -NR^a-) means that one or more of the methylene groups of the (C₁-C₈)alkyl may be replaced by 0, 1, 2, or more of the groups specified (e.g., -O-, -S-, or -NR^a-).

The term “non-terminal carbon atom(s)” in reference to an alkyl, alkenyl, alkynyl, alkylene, alkenylene, or alkynylene moiety refers to the carbon atoms in the moiety that intervene between the first carbon atom of the moiety and the last carbon atom in the moiety. Therefore, by way of example and not limitation, in the alkyl moiety -CH₂(C^{*})H₂(C^{*})H₂CH₃ or alkylene moiety -CH₂(C^{*})H₂(C^{*})H₂CH₂- the C^{*} atoms would be considered to be the non-terminal carbon atoms.

Certain Y and Y¹ alternatives are nitrogen oxides such as ⁺N(O)(R) or ⁺N(O)(OR). These nitrogen oxides, as shown here attached to a carbon atom, can also

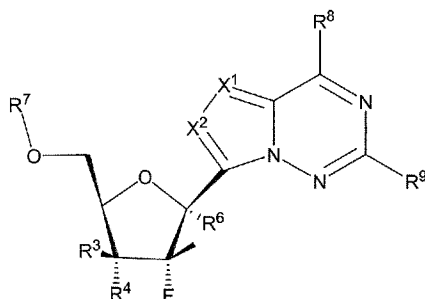
be represented by charge separated groups such as  or , respectively, and are intended to be equivalent to the aforementioned representations for the purposes of describing this invention.

"Linker" or "link" means a chemical moiety comprising a covalent bond or a chain of atoms. Linkers include repeating units of alkyloxy (e.g. polyethyleneoxy, PEG, polymethyleneoxy) and alkylamino (e.g. polyethyleneamino, Jeffamine™); and diacid ester and amides including succinate, succinamide, diglycolate, malonate, and caproamide.

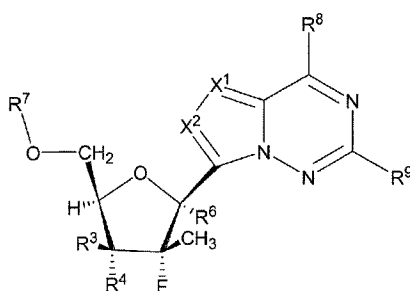
The terms such as “oxygen-linked”, “nitrogen-linked”, “carbon-linked”, “sulfur-linked”, or “phosphorous-linked” mean that if a bond between two moieties can be formed by using more than one type of atom in a moiety, then the bond formed between the moieties is through the atom specified. For example, a nitrogen-linked

5 amino acid would be bonded through a nitrogen atom of the amino acid rather than through an oxygen or carbon atom of the amino acid.

Unless otherwise specified, the carbon atoms of the compounds of Formula I-III and Formula IV-VI are intended to have a valence of four. In some chemical structure representations where carbon atoms do not have a sufficient number of
 10 variables attached to produce a valence of four, the remaining carbon substituents needed to provide a valence of four should be assumed to be hydrogen. For example,



has the same meaning as



“Protecting group” refers to a moiety of a compound that masks or alters the
 15 properties of a functional group or the properties of the compound as a whole. The chemical substructure of a protecting group varies widely. One function of a protecting group is to serve as an intermediate in the synthesis of the parental drug substance. Chemical protecting groups and strategies for protection/deprotection are well known in the art. See: "Protective Groups in Organic Chemistry", Theodora W.
 20 Greene (John Wiley & Sons, Inc., New York, 1991. Protecting groups are often utilized to mask the reactivity of certain functional groups, to assist in the efficiency

5 of desired chemical reactions, e.g. making and breaking chemical bonds in an ordered
and planned fashion. Protection of functional groups of a compound alters other
physical properties besides the reactivity of the protected functional group, such as the
polarity, lipophilicity (hydrophobicity), and other properties which can be measured
by common analytical tools. Chemically protected intermediates may themselves be
10 biologically active or inactive.

Protected compounds may also exhibit altered, and in some cases, optimized
properties *in vitro* and *in vivo*, such as passage through cellular membranes and
resistance to enzymatic degradation or sequestration. In this role, protected
compounds with intended therapeutic effects may be referred to as prodrugs. Another
15 function of a protecting group is to convert the parental drug into a prodrug, whereby
the parental drug is released upon conversion of the prodrug *in vivo*. Because active
prodrugs may be absorbed more effectively than the parental drug, prodrugs may
possess greater potency *in vivo* than the parental drug. Protecting groups are removed
either *in vitro*, in the instance of chemical intermediates, or *in vivo*, in the case of
20 prodrugs. With chemical intermediates, it is not particularly important that the
resulting products after deprotection, e.g. alcohols, be physiologically acceptable,
although in general it is more desirable if the products are pharmacologically
innocuous.

“Prodrug moiety” means a labile functional group which separates from the
25 active inhibitory compound during metabolism, systemically, inside a cell, by
hydrolysis, enzymatic cleavage, or by some other process (Bundgaard, Hans, “Design
and Application of Prodrugs” in Textbook of Drug Design and Development (1991), P.
Krogsgaard-Larsen and H. Bundgaard, Eds. Harwood Academic Publishers, pp. 113-
191). Enzymes which are capable of an enzymatic activation mechanism with the
30 phosphonate prodrug compounds of the invention include, but are not limited to,
amidases, esterases, microbial enzymes, phospholipases, cholinesterases, and
phosphatases. Prodrug moieties can serve to enhance solubility, absorption and
lipophilicity to optimize drug delivery, bioavailability and efficacy.

A prodrug moiety may include an active metabolite or drug itself.

5 Exemplary prodrug moieties include the hydrolytically sensitive or labile acyloxymethyl esters $-\text{CH}_2\text{OC}(=\text{O})\text{R}^{30}$ and acyloxymethyl carbonates $-\text{CH}_2\text{OC}(=\text{O})\text{OR}^{30}$ where R^{30} is C_1 - C_6 alkyl, C_1 - C_6 substituted alkyl, C_6 - C_{20} aryl or C_6 - C_{20} substituted aryl. The acyloxyalkyl ester was used as a prodrug strategy for carboxylic acids and then applied to phosphates and phosphonates by Farquhar et al
10 (1983) *J. Pharm. Sci.* 72: 324; also US Patent Nos. 4816570, 4968788, 5663159 and 5792756. In certain compounds of the invention, a prodrug moiety is part of a phosphate group. The acyloxyalkyl ester may be used to deliver phosphoric acids across cell membranes and to enhance oral bioavailability. A close variant of the acyloxyalkyl ester, the alkoxy-carbonyloxyalkyl ester (carbonate), may also enhance
15 oral bioavailability as a prodrug moiety in the compounds of the combinations of the invention. An exemplary acyloxymethyl ester is pivaloyloxymethoxy, (POM) $-\text{CH}_2\text{OC}(=\text{O})\text{C}(\text{CH}_3)_3$. An exemplary acyloxymethyl carbonate prodrug moiety is pivaloyloxymethylcarbonate (POC) $-\text{CH}_2\text{OC}(=\text{O})\text{OC}(\text{CH}_3)_3$.

The phosphate group may be a phosphate prodrug moiety. The prodrug
20 moiety may be sensitive to hydrolysis, such as, but not limited to those comprising a pivaloyloxymethyl carbonate (POC) or POM group. Alternatively, the prodrug moiety may be sensitive to enzymatic potentiated cleavage, such as a lactate ester or a phosphonamidate-ester group.

Aryl esters of phosphorus groups, especially phenyl esters, are reported to
25 enhance oral bioavailability (DeLambert et al (1994) *J. Med. Chem.* 37: 498). Phenyl esters containing a carboxylic ester ortho to the phosphate have also been described (Khamnei and Torrence, (1996) *J. Med. Chem.* 39:4109-4115). Benzyl esters are reported to generate the parent phosphonic acid. In some cases, substituents at the *ortho*- or *para*-position may accelerate the hydrolysis. Benzyl analogs with an
30 acylated phenol or an alkylated phenol may generate the phenolic compound through the action of enzymes, e.g. esterases, oxidases, etc., which in turn undergoes cleavage at the benzylic C-O bond to generate the phosphoric acid and the quinone methide intermediate. Examples of this class of prodrugs are described by Mitchell et al (1992) *J. Chem. Soc. Perkin Trans. I* 2345; Brook et al WO 91/19721. Still other

5 benzylic prodrugs have been described containing a carboxylic ester-containing group attached to the benzylic methylene (Glazier et al WO 91/19721). Thio-containing prodrugs are reported to be useful for the intracellular delivery of phosphonate drugs. These proesters contain an ethylthio group in which the thiol group is either esterified with an acyl group or combined with another thiol group to form a disulfide.

10 Deesterification or reduction of the disulfide generates the free thio intermediate which subsequently breaks down to the phosphoric acid and episulfide (Puech et al (1993) *Antiviral Res.*, 22: 155-174; Benzaria et al (1996) *J. Med. Chem.* 39: 4958). Cyclic phosphonate esters have also been described as prodrugs of phosphorus-containing compounds (Erion et al, US Patent No. 6312662).

15 It is to be noted that all enantiomers, diastereomers, and racemic mixtures, tautomers, polymorphs, pseudopolymorphs of compounds within the scope of Formula I, Formula II, Formula III, Formula IV, Formula V, or Formula VI and pharmaceutically acceptable salts thereof are embraced by the present invention. All mixtures of such enantiomers and diastereomers are within the scope of the present

20 invention.

A compound of Formula I-III and Formula IV-VI and its pharmaceutically acceptable salts may exist as different polymorphs or pseudopolymorphs. As used herein, crystalline polymorphism means the ability of a crystalline compound to exist in different crystal structures. The crystalline polymorphism may result from

25 differences in crystal packing (packing polymorphism) or differences in packing between different conformers of the same molecule (conformational polymorphism). As used herein, crystalline pseudopolymorphism means the ability of a hydrate or solvate of a compound to exist in different crystal structures. The pseudopolymorphs of the instant invention may exist due to differences in crystal packing (packing

30 pseudopolymorphism) or due to differences in packing between different conformers of the same molecule (conformational pseudopolymorphism). The instant invention comprises all polymorphs and pseudopolymorphs of the compounds of Formula I-III and Formula IV-VI and their pharmaceutically acceptable salts.

5 A compound of Formula I-III and Formula IV-VI and its pharmaceutically
acceptable salts may also exist as an amorphous solid. As used herein, an amorphous
solid is a solid in which there is no long-range order of the positions of the atoms in
the solid. This definition applies as well when the crystal size is two nanometers or
less. Additives, including solvents, may be used to create the amorphous forms of the
10 instant invention. The instant invention comprises all amorphous forms of the
compounds of Formula I-III and Formula IV-VI and their pharmaceutically
acceptable salts.

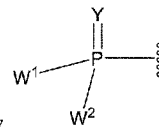
 Selected substituents comprising the compounds of Formula I-III and Formula
IV-VI are present to a recursive degree. In this context, "recursive substituent" means
15 that a substituent may recite another instance of itself. Because of the recursive
nature of such substituents, theoretically, a large number of compounds may be
present in any given embodiment. For example, R^x comprises a R^y substituent. R^y
can be R. R can be W^3 . W^3 can be W^4 and W^4 can be R or comprise substituents
comprising R^y . One of ordinary skill in the art of medicinal chemistry understands
20 that the total number of such substituents is reasonably limited by the desired
properties of the compound intended. Such properties include, by way of example
and not limitation, physical properties such as molecular weight, solubility or log P,
application properties such as activity against the intended target, and practical
properties such as ease of synthesis.

25 By way of example and not limitation, W^3 and R^y are recursive substituents in
certain embodiments. Typically, each recursive substituent can independently occur
20, 19, 18, 17, 16, 15, 14, 13, 12, 11, 10, 9, 8, 7, 6, 5, 4, 3, 2, 1, or 0, times in a given
embodiment. More typically, each recursive substituent can independently occur 12
or fewer times in a given embodiment. Even more typically, each recursive
30 substituent can independently occur 3 or fewer times in a given embodiment. For
example, W^3 will occur 0 to 8 times, R^y will occur 0 to 6 times in a given
embodiment. Even more typically, W^3 will occur 0 to 6 times and R^y will occur 0 to 4
times in a given embodiment.

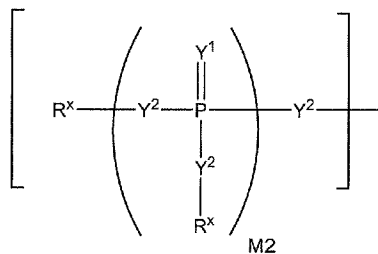
5 Recursive substituents are an intended aspect of the invention. One of ordinary skill in the art of medicinal chemistry understands the versatility of such substituents. To the degree that recursive substituents are present in an embodiment of the invention, the total number will be determined as set forth above.

The modifier "about" used in connection with a quantity is inclusive of the
 10 stated value and has the meaning dictated by the context (e.g., includes the degree of error associated with measurement of the particular quantity).

The compounds of the Formula I-III and Formula IV-VI may comprise a



phosphate group as R^7 , which may be a prodrug moiety
 each Y or Y^1 is, independently, O, S, NR, $^+N(O)(R)$, N(OR), $^+N(O)(OR)$, or $N-NR_2$;
 15 W^1 and W^2 , when taken together, are $-Y^3(C(R^y)_2)_3Y^3-$; or one of W^1 or W^2 together with either R^3 or R^4 is $-Y^3-$ and the other of W^1 or W^2 is Formula Ia; or W^1 and W^2 are each, independently, a group of Formula Ia:



wherein:

20 each Y^2 is independently a bond, O, CR_2 , NR, $^+N(O)(R)$, N(OR), $^+N(O)(OR)$, $N-NR_2$, S, S-S, S(O), or S(O)₂;

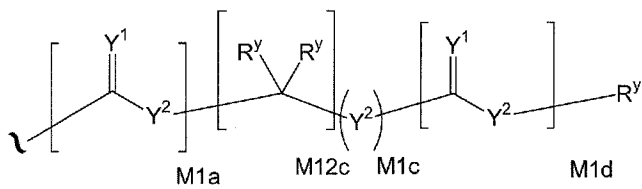
each Y^3 is independently O, S, or NR;

M_2 is 0, 1 or 2;

each R^y is independently H, F, Cl, Br, I, OH, R, $-C(=Y^1)R$, $-C(=Y^1)OR$, -
 25 $C(=Y^1)N(R)_2$, $-N(R)_2$, $^-N(R)_3$, -SR, -S(O)R, -S(O)₂R, -S(O)(OR), -S(O)₂(OR), -
 $OC(=Y^1)R$, $-OC(=Y^1)OR$, $-OC(=Y^1)(N(R)_2)$, $-SC(=Y^1)R$, $-SC(=Y^1)OR$, -

- 5 SC(=Y¹)(N(R)₂), -N(R)C(=Y¹)R, -N(R)C(=Y¹)OR, or -N(R)C(=Y¹)N(R)₂, -SO₂NR₂, -CN, -N₃, -NO₂, -OR, a protecting group or W³; or when taken together, two R^y on the same carbon atom form a carbocyclic ring of 3 to 7 carbon atoms;

each R^x is independently R^y, a protecting group, or the formula:



- 10 wherein:

M1a, M1c, and M1d are independently 0 or 1;

M12c is 0, 1, 2, 3, 4, 5, 6, 7, 8, 9, 10, 11 or 12;

- each R is H, halogen, (C₁-C₈) alkyl, (C₁-C₈) substituted alkyl, (C₂-C₈) alkenyl, (C₂-C₈) substituted alkenyl, (C₂-C₈) alkynyl, (C₂-C₈) substituted alkynyl, C₆-C₂₀ aryl, C₆-C₂₀ substituted aryl, C₂-C₂₀ heterocycle, C₂-C₂₀ substituted heterocyclyl, arylalkyl, substituted arylalkyl or a protecting group;

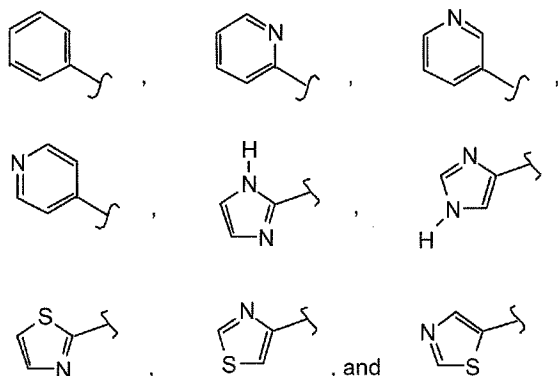
- 15 W³ is W⁴ or W⁵; W⁴ is R, -C(Y¹)R^y, -C(Y¹)W⁵, -SO₂R^y, or -SO₂W⁵; and W⁵ is a carbocycle or a heterocycle wherein W⁵ is independently substituted with 0 to 3 R^y groups.

- 20 W⁵ carbocycles and W⁵ heterocycles may be independently substituted with 0 to 3 R^y groups. W⁵ may be a saturated, unsaturated or aromatic ring comprising a mono- or bicyclic carbocycle or heterocycle. W⁵ may have 3 to 10 ring atoms, e.g., 3 to 7 ring atoms. The W⁵ rings are saturated when containing 3 ring atoms, saturated or mono-unsaturated when containing 4 ring atoms, saturated, or mono- or di-unsaturated when containing 5 ring atoms, and saturated, mono- or di-unsaturated, or aromatic when containing 6 ring atoms.

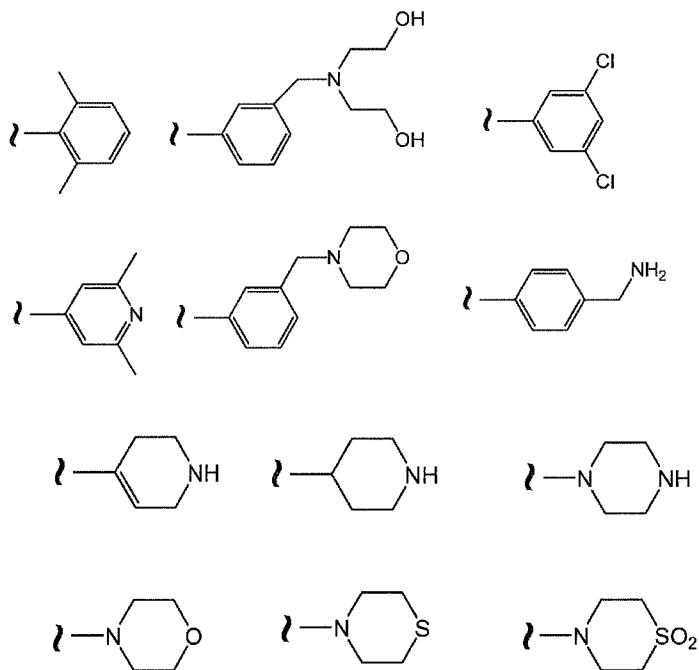
- 25 A W⁵ heterocycle may be a monocycle having 3 to 7 ring members (2 to 6 carbon atoms and 1 to 3 heteroatoms selected from N, O, P, and S) or a bicycle having 7 to 10 ring members (4 to 9 carbon atoms and 1 to 3 heteroatoms selected from N, O,

5 P, and S). W^5 heterocyclic monocycles may have 3 to 6 ring atoms (2 to 5 carbon atoms and 1 to 2 heteroatoms selected from N, O, and S); or 5 or 6 ring atoms (3 to 5 carbon atoms and 1 to 2 heteroatoms selected from N and S). W^5 heterocyclic bicycles have 7 to 10 ring atoms (6 to 9 carbon atoms and 1 to 2 heteroatoms selected from N, O, and S) arranged as a bicyclo [4,5], [5,5], [5,6], or [6,6] system; or 9 to 10 ring atoms (8 to 9 carbon atoms and 1 to 2 hetero atoms selected from N and S) arranged as a bicyclo [5,6] or [6,6] system. The W^5 heterocycle may be bonded to Y^2 through a carbon, nitrogen, sulfur or other atom by a stable covalent bond.

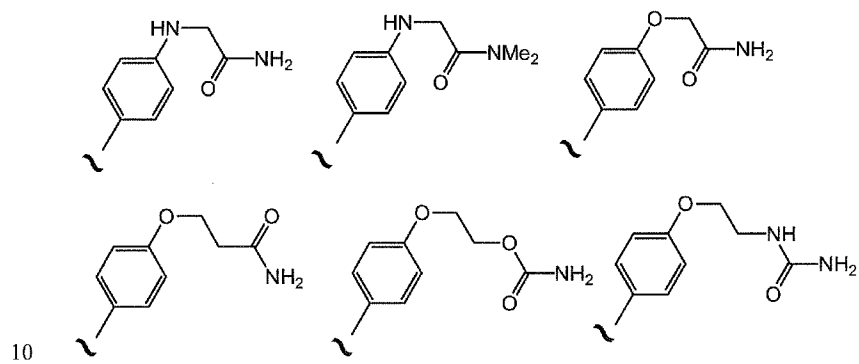
W^5 heterocycles include for example, pyridyl, dihydropyridyl isomers, piperidine, pyridazinyl, pyrimidinyl, pyrazinyl, s-triazinyl, oxazolyl, imidazolyl, thiazolyl, isoxazolyl, pyrazolyl, isothiazolyl, furanyl, thiofuranyl, thienyl, and pyrrolyl. W^5 also includes, but is not limited to, examples such as:



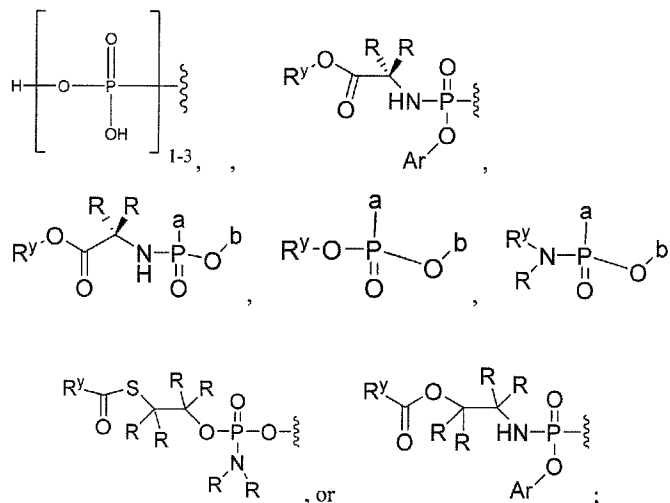
W^5 carbocycles and heterocycles may be independently substituted with 0 to 3 R groups, as defined above. For example, substituted W^5 carbocycles include:



Examples of substituted phenyl carbocycles include:



5 Embodiments of R⁷ or R⁷ together with R⁴ include the structures



10

wherein

a is the point of attachment to R⁷;

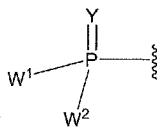
b is the point of attachment to R⁴;

15 Ar is phenyl or naphthyl, wherein the phenyl and naphthyl are optionally substituted with 1-3 R²⁰ groups;

each R^y is independently (C₁-C₈) alkyl or C₅-C₆ carbocyclyl, wherein the alkyl and carbocyclyl are optionally substituted with 1-3 R²⁰ groups;

each R is independently H, (C₁-C₆) alkyl, or arylalkyl; and

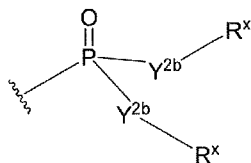
20 each R²⁰ is independently halogen, CN, N(R)₂, OR, -SR, -S(O)R, -S(O)₂R, -S(O)(OR), -S(O)₂(OR), -C(=O)R, -C(=O)OR, or C(=O)N(R)₂.



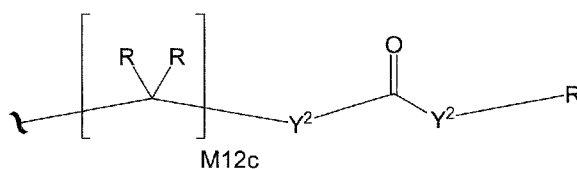
Embodiments of of Formula I-III and Formula IV-VI

compounds include substructures such as:

5

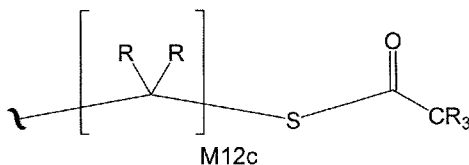


wherein each Y^{2b} is, independently, O or N(R). In another aspect of this embodiment, each Y^{2b} is O and each R^x is independently:

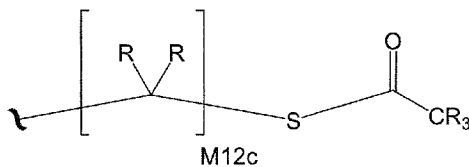


wherein M12c is 1, 2 or 3 and each Y² is independently a bond, O, CR₂, or S.

10 In another aspect of this embodiment, one Y^{2b}-R^x is NH(R) and the other Y^{2b}-R^x is O-R^x wherein R^x is:

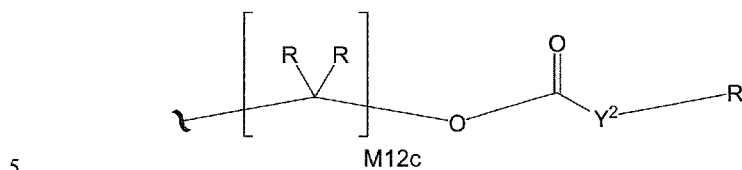


wherein M12c is 2. In another aspect of this embodiment, each Y^{2b} is O and each R^x is independently:

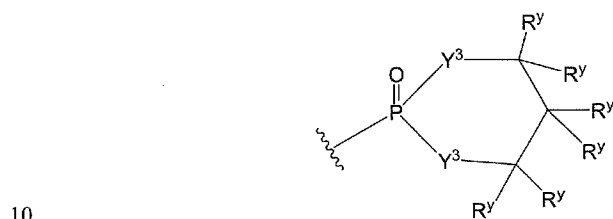
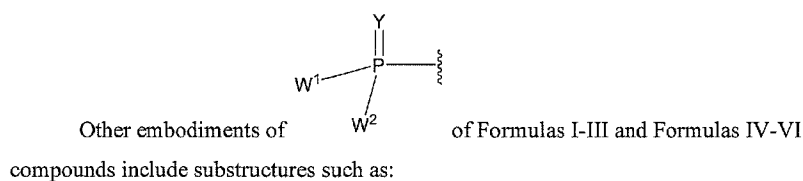


15

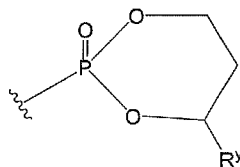
wherein M12c is 2. In another aspect of this embodiment, each Y^{2b} is O and each R^x is independently:



wherein M12c is 1 and Y² is a bond, O, or CR₂.

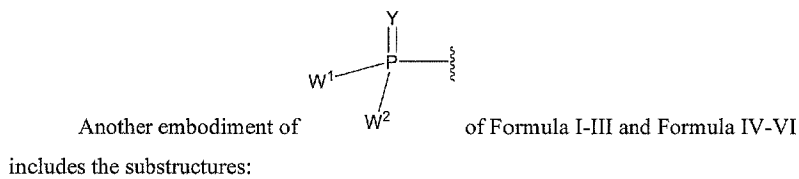


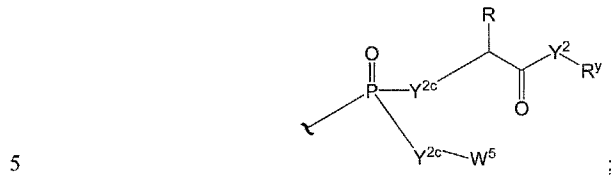
wherein each Y³ is, independently, O or N(R). In another aspect of this embodiment, each Y³ is O. In another aspect of this embodiment, the substructure is:



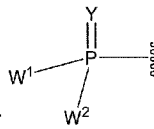
wherein R^y is W⁵ as defined herein.

15



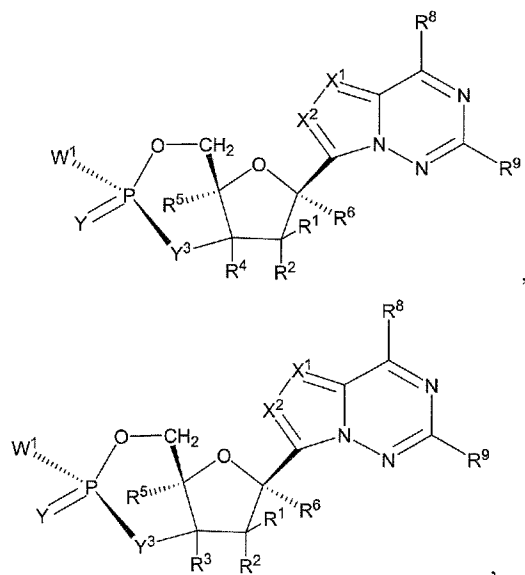


wherein each Y^{2c} is, independently, O, N(R^y) or S.

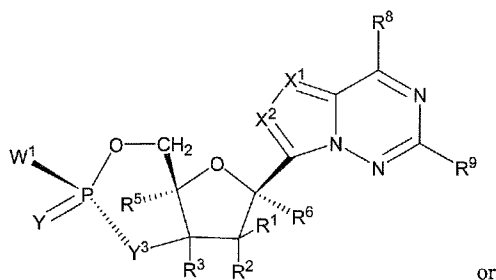


Another embodiment of W^1 or W^2 of Formula I-III and Formula IV-VI compounds includes the substructures wherein one of W^1 or W^2 together with either R^3 or R^4 is $-Y^3-$ and the other of W^1 or W^2 is Formula Ia. Such an embodiment is

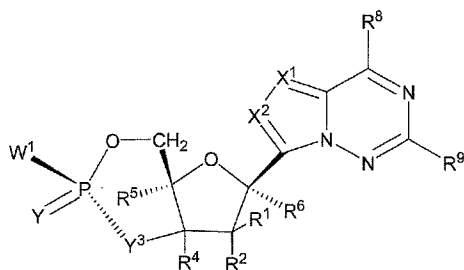
10 represented by a compound of Formula Ib selected from:



5



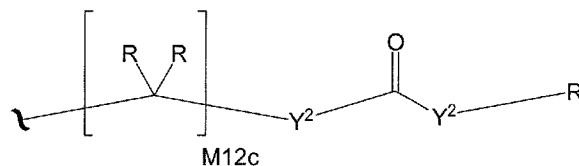
or



Formula Ib

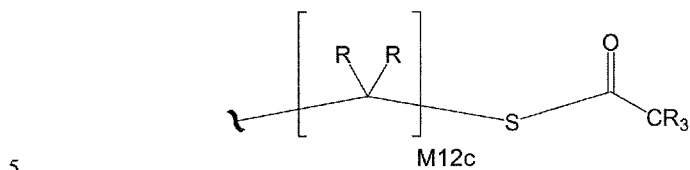
In another aspect of the embodiment of Formula Ib, each Y and Y³ is O. In another aspect of the embodiment of Formula Ib, W¹ or W² is Y^{2b}-R^x; each Y, Y³ and Y^{2b} is O and R^x is:

10

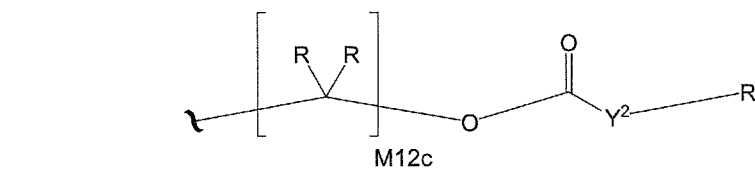


wherein M12c is 1, 2 or 3 and each Y² is independently a bond, O, CR₂, or S. In another aspect of the embodiment of Formula Ib, W¹ or W² is Y^{2b}-R^x; each Y, Y³ and Y^{2b} is O and R^x is:

15



wherein M12c is 2. In another aspect of the embodiment of Formula Ib, W¹ or W² is Y^{2b}-R^x; each Y, Y³ and Y^{2b} is O and R^x is:



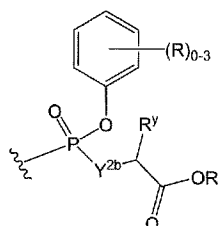
wherein M12c is 1 and Y² is a bond, O, or CR₂.

10

Another embodiment of of Formula I-III and Formula IV-VI compounds includes a substructure:

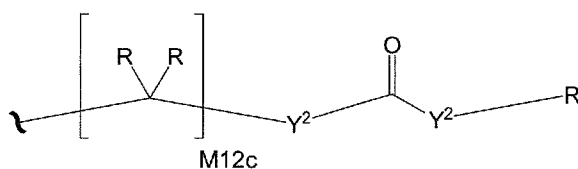
15

wherein W⁵ is a carbocycle such as phenyl or substituted phenyl. In another aspect of this embodiment, the substructure is:



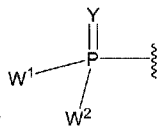
5

wherein Y^{2b} is O or N(R) and the phenyl carbocycle is substituted with 0 to 3 R groups. In another aspect of this embodiment of the substructure, R^x is:

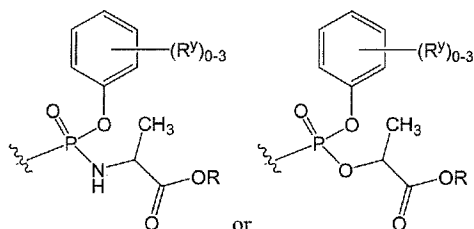


wherein M12c is 1, 2 or 3 and each Y^2 is independently a bond, O, CR_2 , or S.

10

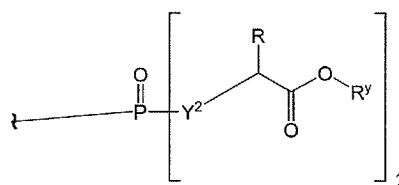
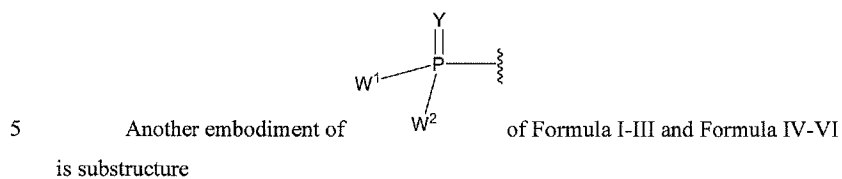


Another embodiment of of Formula I-III and Formula IV-VI includes substructure:

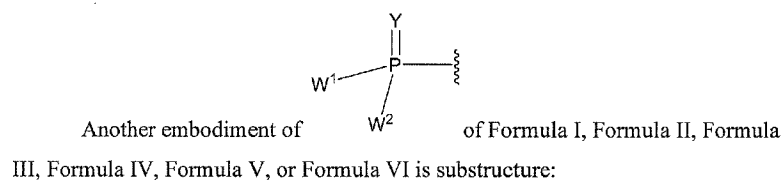


The chiral carbon of the amino acid and lactate moieties may be either the R or S configuration or the racemic mixture.

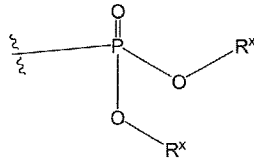
15



wherein each Y^2 is, independently, $-O-$ or $-NH-$. In another aspect of this embodiment, R^y is (C_1-C_8) alkyl, (C_1-C_8) substituted alkyl, (C_2-C_8) alkenyl, (C_2-C_8) substituted alkenyl, (C_2-C_8) alkynyl or (C_2-C_8) substituted alkynyl. In another aspect of this embodiment, R^y is (C_1-C_8) alkyl, (C_1-C_8) substituted alkyl, (C_2-C_8) alkenyl, (C_2-C_8) substituted alkenyl, (C_2-C_8) alkynyl or (C_2-C_8) substituted alkynyl; and R is CH_3 . In another aspect of this embodiment, R^y is (C_1-C_8) alkyl, (C_1-C_8) substituted alkyl, (C_2-C_8) alkenyl, (C_2-C_8) substituted alkenyl, (C_2-C_8) alkynyl or (C_2-C_8) substituted alkynyl; R is CH_3 ; and each Y^2 is $-NH-$. In a aspect of this embodiment, W^1 and W^2 are, independently, nitrogen-linked, naturally occurring amino acids or naturally occurring amino acid esters. In another aspect of this embodiment, W^1 and W^2 are, independently, naturally-occurring 2-hydroxy carboxylic acids or naturally-occurring 2-hydroxy carboxylic acid esters wherein the acid or ester is linked to P through the 2-hydroxy group.



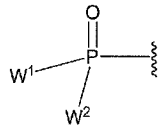
5



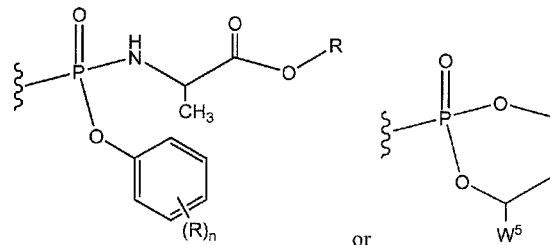
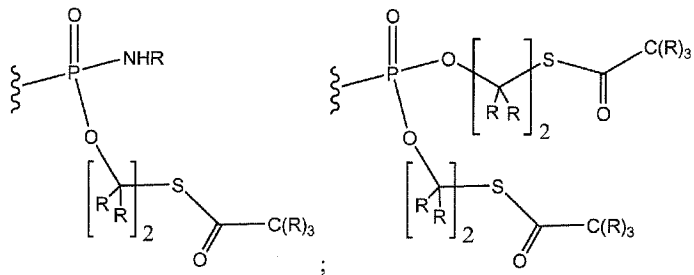
In one aspect of this embodiment, each R^x is, independently, (C₁-C₈) alkyl. In another aspect of this embodiment, each R^x is, independently, C₆-C₂₀ aryl or C₆-C₂₀ substituted aryl.

In a preferred embodiment,

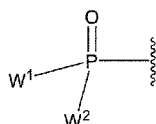
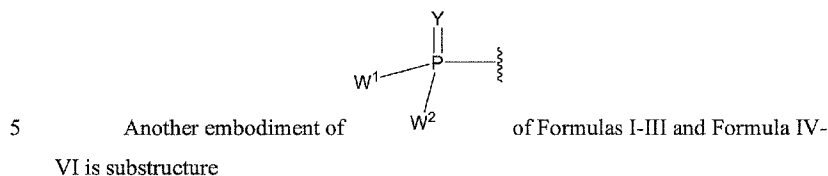
10



is selected from

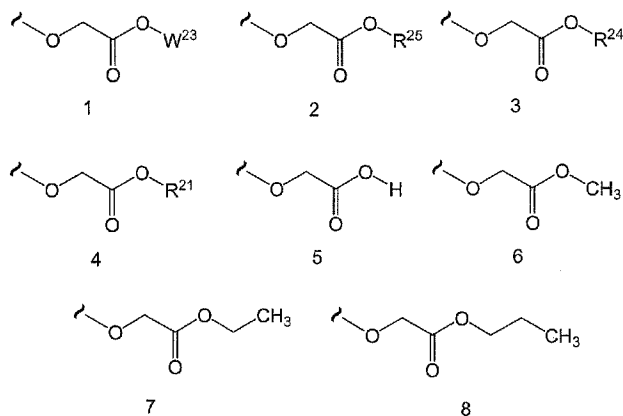


or



- wherein W^1 and W^2 are independently selected from one of the formulas in Tables 20.1-20.37 and Table 30.1 below. The variables used in Tables 20.1-20.37 (e.g., W^{23} , R^{21} , etc.) pertain only to Tables 20.1-20.37, unless otherwise indicated. The variables used in Tables 20.1 to 20.37 have the following definitions:
- each R^{21} is independently H or (C_1-C_8) alkyl;
- each R^{22} is independently H, R^{21} , R^{23} or R^{24} wherein each R^{24} is independently substituted with 0 to 3 R^{23} ;
- 15 each R^{23} is independently R^{23a} , R^{23b} , R^{23c} or R^{23d} , provided that when R^{23} is bound to a heteroatom, then R^{23} is R^{23c} or R^{23d} ;
- each R^{23a} is independently F, Cl, Br, I, -CN, N_3 or $-NO_2$;
- each R^{23b} is independently Y^{21} ;
- each R^{23c} is independently $-R^{2x}$, $-N(R^{2x})(R^{2x})$, $-SR^{2x}$, $-S(O)R^{2x}$, $-S(O)_2R^{2x}$, $-S(O)(OR^{2x})$, $-S(O)_2(OR^{2x})$, $-OC(=Y^{21})R^{2x}$, $-OC(=Y^{21})OR^{2x}$, $-OC(=Y^{21})(N(R^{2x})(R^{2x}))$, $-SC(=Y^{21})R^{2x}$, $-SC(=Y^{21})OR^{2x}$, $-SC(=Y^{21})(N(R^{2x})(R^{2x}))$, $-N(R^{2x})C(=Y^{21})R^{2x}$, $-N(R^{2x})C(=Y^{21})OR^{2x}$, or $-N(R^{2x})C(=Y^{21})(N(R^{2x})(R^{2x}))$;
- 20 each R^{23d} is independently $-C(=Y^{21})R^{2x}$, $-C(=Y^{21})OR^{2x}$ or $-C(=Y^{21})(N(R^{2x})(R^{2x}))$;
- 25 each R^{2x} is independently H, (C_1-C_8) alkyl, (C_2-C_8) alkenyl, (C_2-C_8) alkynyl, aryl, heteroaryl; or two R^{2x} taken together with a nitrogen to which they are both attached form a 3 to 7 membered heterocyclic ring wherein any one carbon atom of said heterocyclic ring can optionally be replaced with -O-, -S- or $-NR^{21}-$; and wherein

- 5 one or more of the non-terminal carbon atoms of each said (C₁-C₈)alkyl may be optionally replaced with -O-, -S- or -NR²¹-;
- each R²⁴ is independently (C₁-C₈)alkyl, (C₂-C₈)alkenyl, or (C₂-C₈)alkynyl;
- each R²⁵ is independently R²⁴ wherein each R²⁴ is substituted with 0 to 3 R²³ groups;
- 10 each R^{25a} is independently (C₁-C₈)alkylene, (C₂-C₈)alkenylene, or (C₂-C₈)alkynylene any one of which said (C₁-C₈)alkylene, (C₂-C₈)alkenylene, or (C₂-C₈)alkynylene is substituted with 0-3 R²³ groups;
- each W²³ is independently W²⁴ or W²⁵;
- each W²⁴ is independently R²⁵, -C(=Y²¹)R²⁵, -C(=Y²¹)W²⁵, -SO₂R²⁵, or -
- 15 SO₂W²⁵;
- each W²⁵ is independently carbocycle or heterocycle wherein W²⁵ is independently substituted with 0 to 3 R²² groups; and
- each Y²¹ is independently O or S.

20 Table 20.1

5 Table 20.2

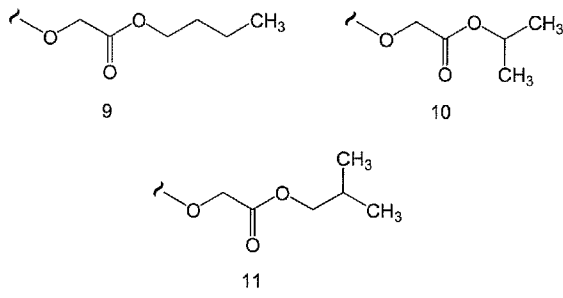
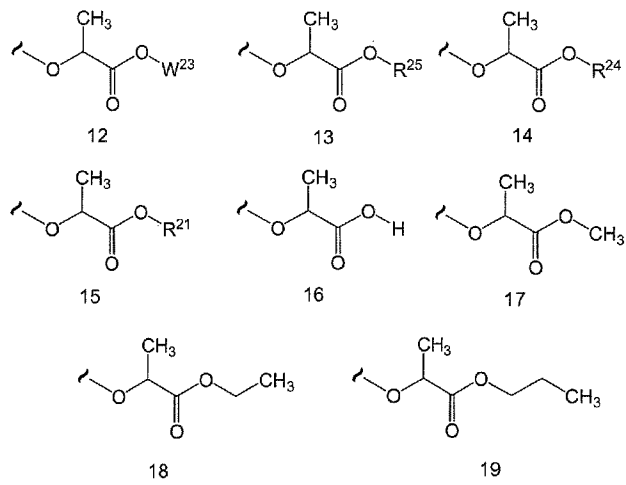


Table 20.3



10

5 Table 20.4

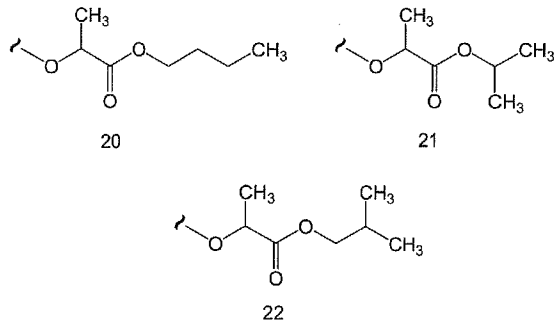
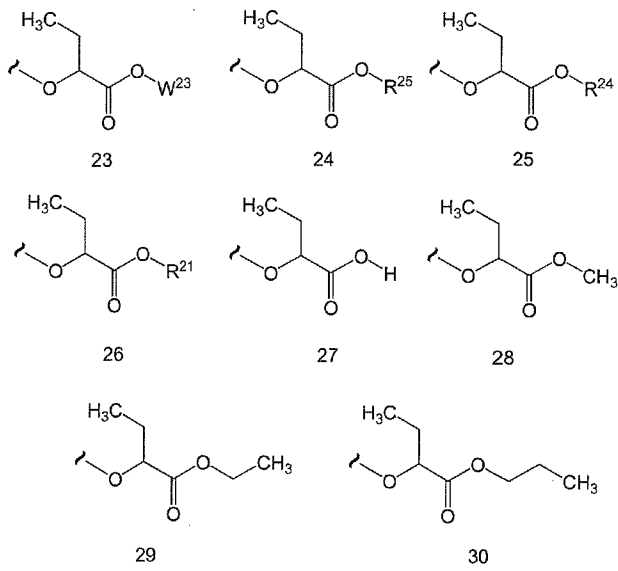


Table 20.5



5 Table 20.6

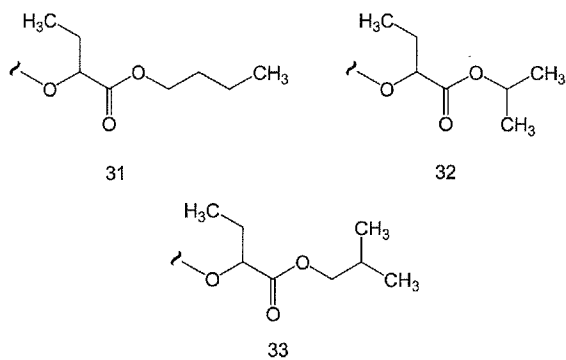
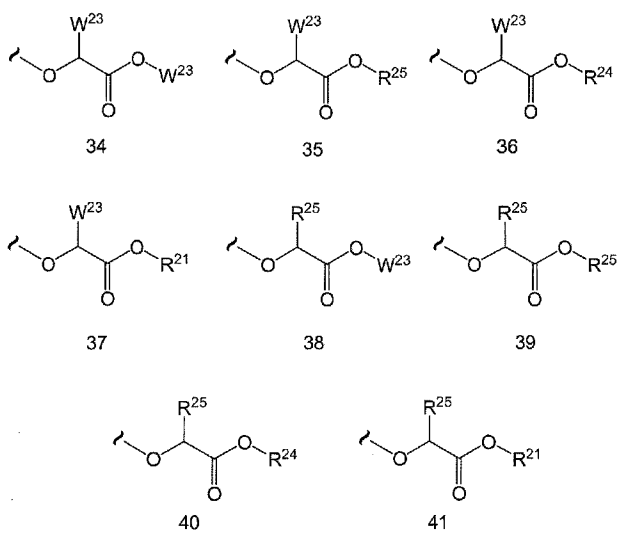


Table 20.7



5 Table 20.8

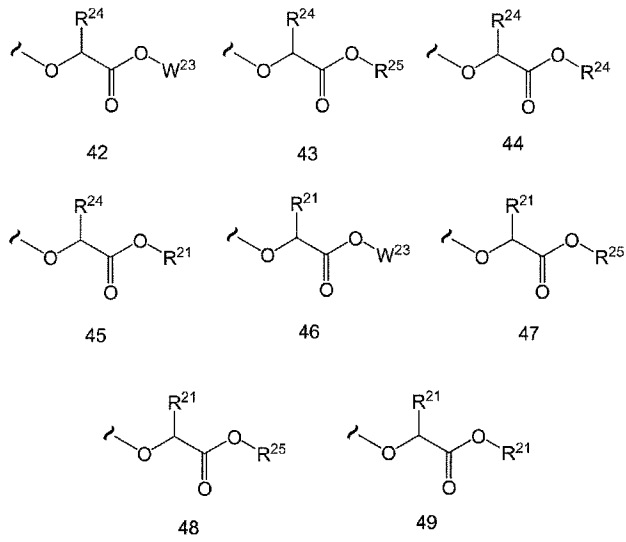
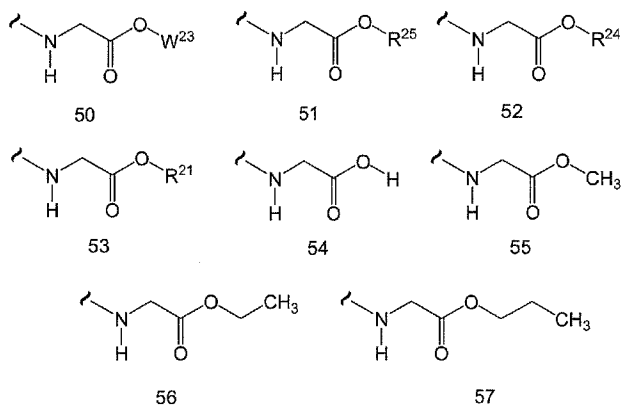


Table 20.9



5 Table 20.10

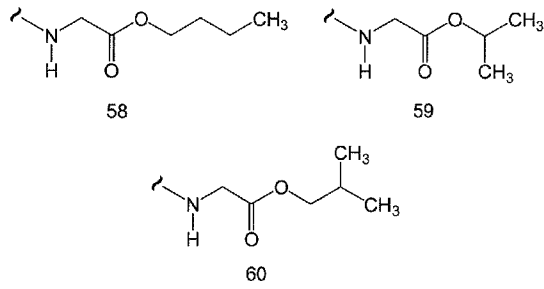
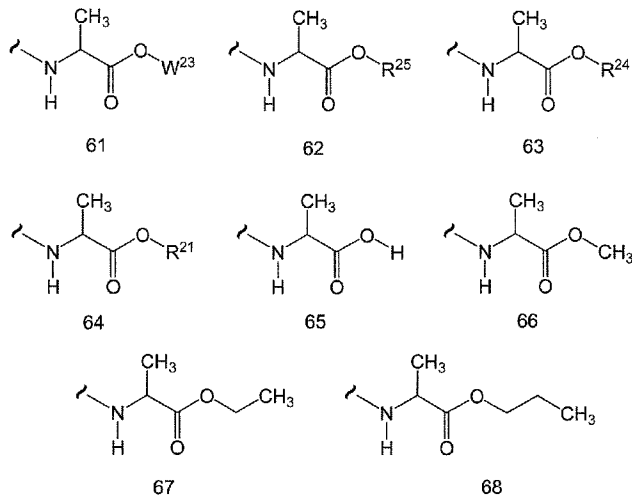


Table 20.11



10

5 Table 20.12

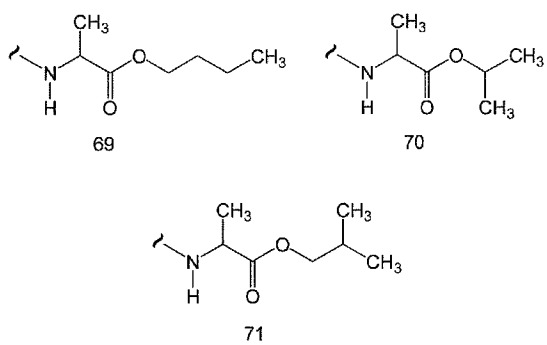
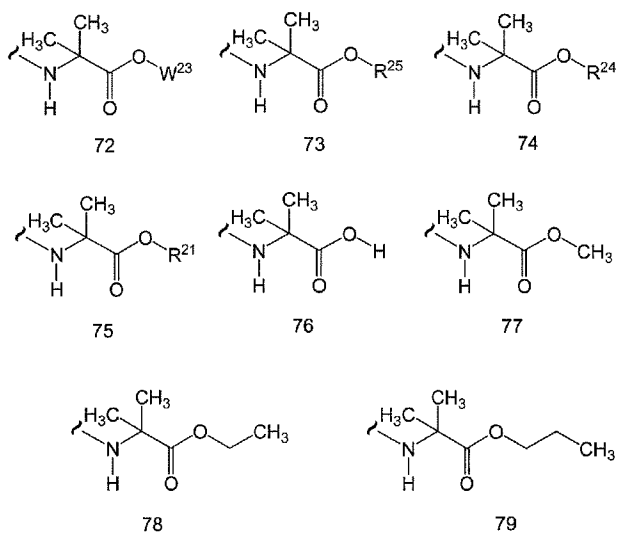


Table 20.13



5 Table 20.14

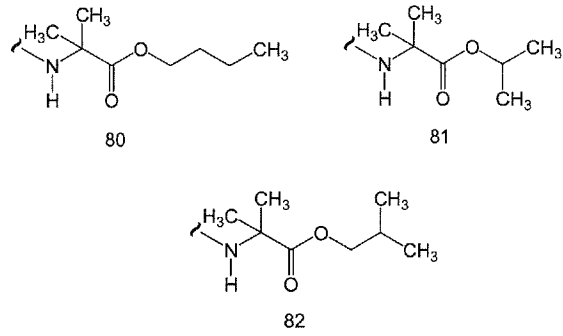
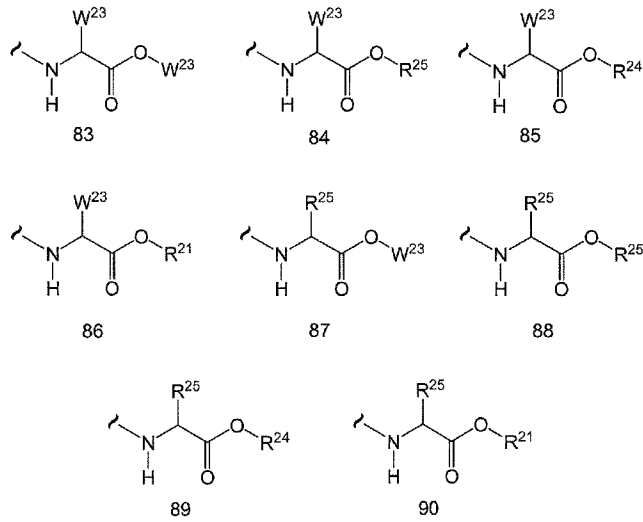


Table 20.15



10

5 Table 20.16

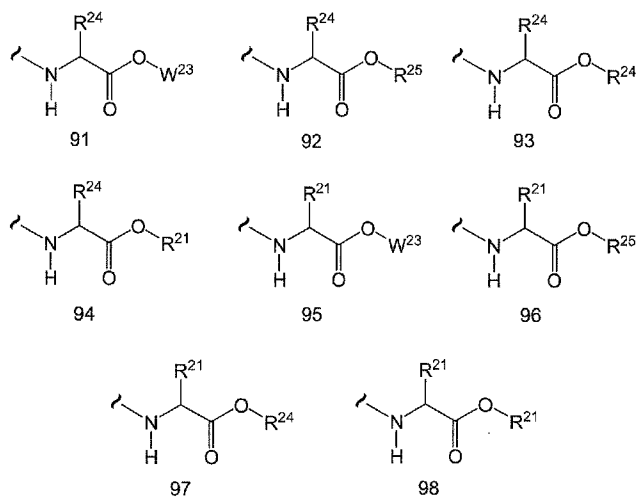
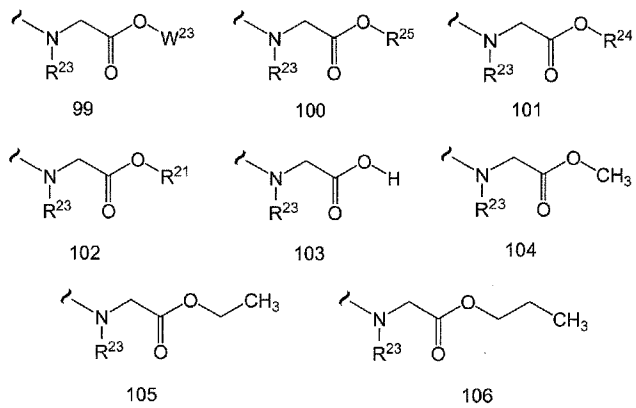


Table 20.17



10

5 Table 20.18

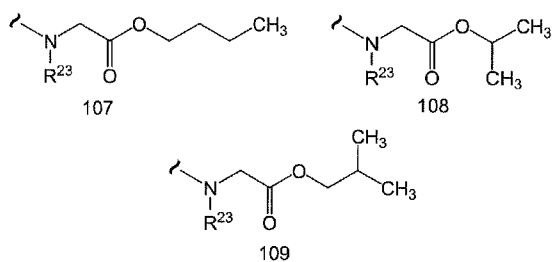
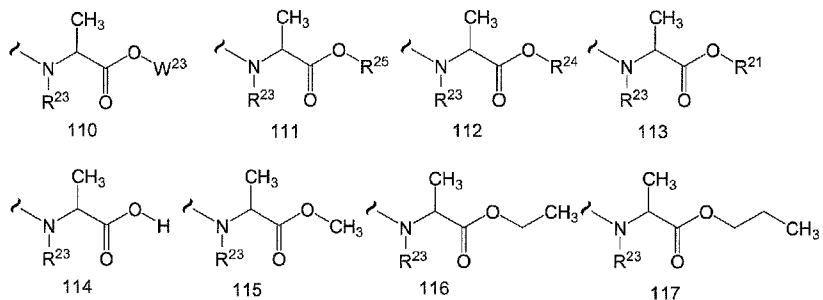
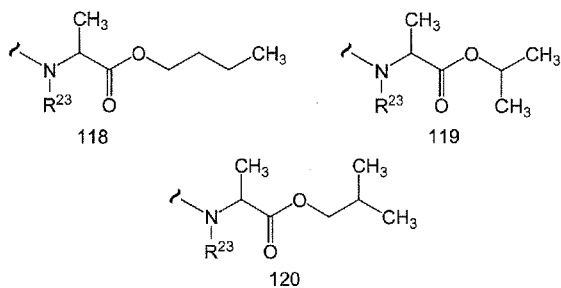


Table 20.19



10

Table 20.20



5 Table 20.21

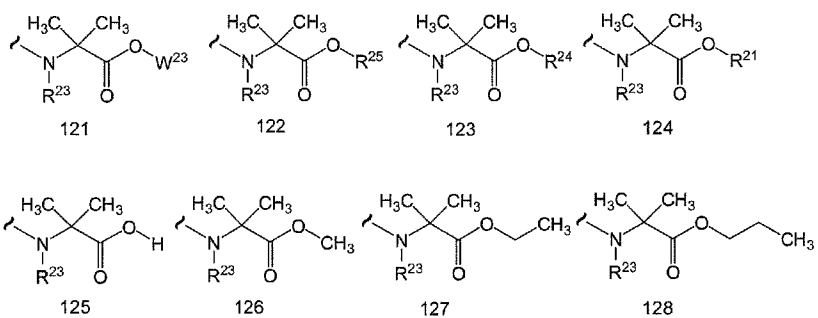
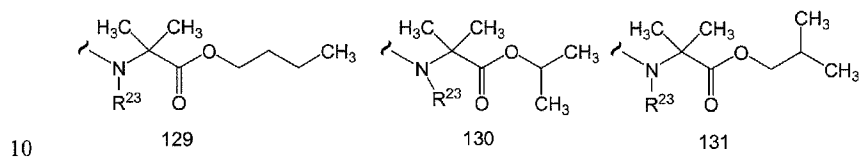
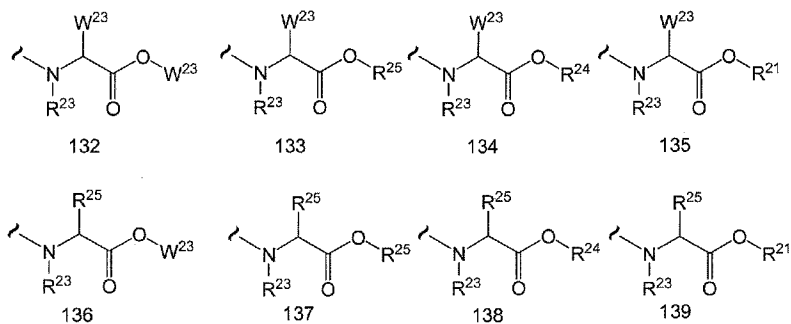


Table 20.22



10

Table 20.23



15

5 Table 20.24

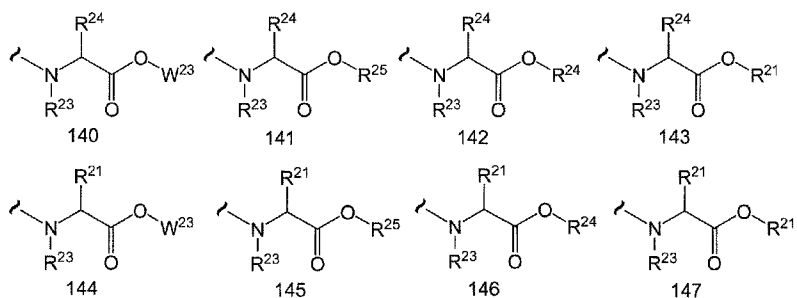
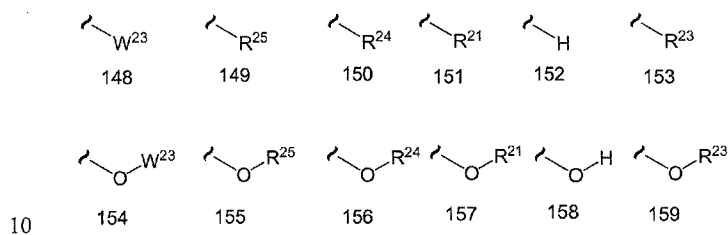
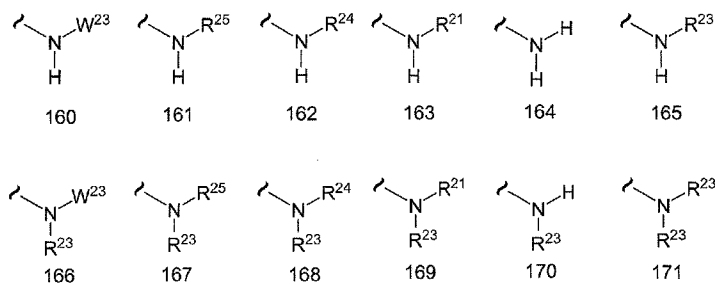


Table 20.25

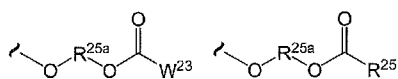


10

Table 20.26

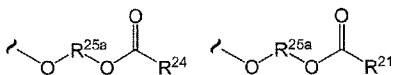


5 Table 20.27



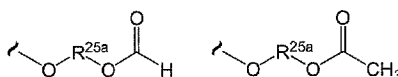
172

173



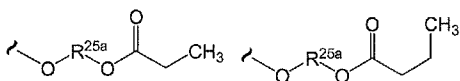
174

175



176

177



178

179

10

Table 20.28

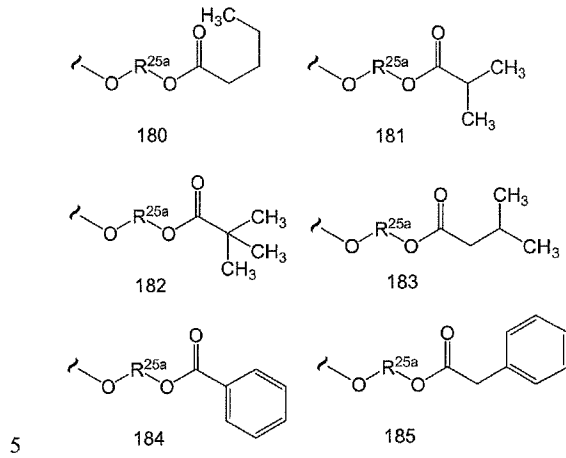
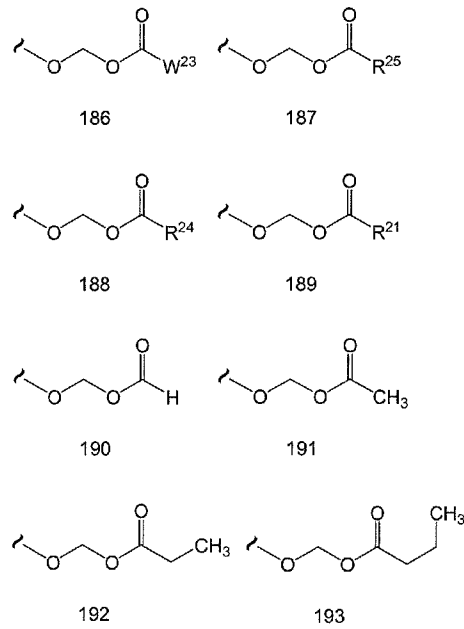


Table 20.29



5

Table 20.30

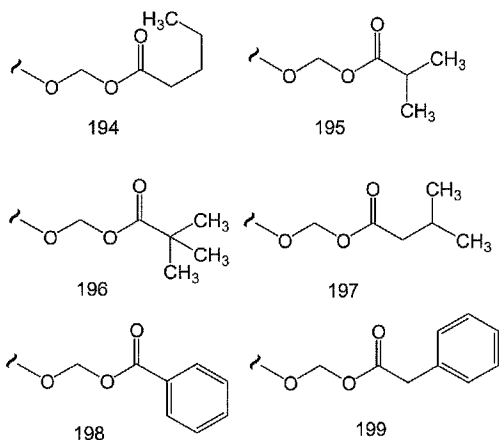
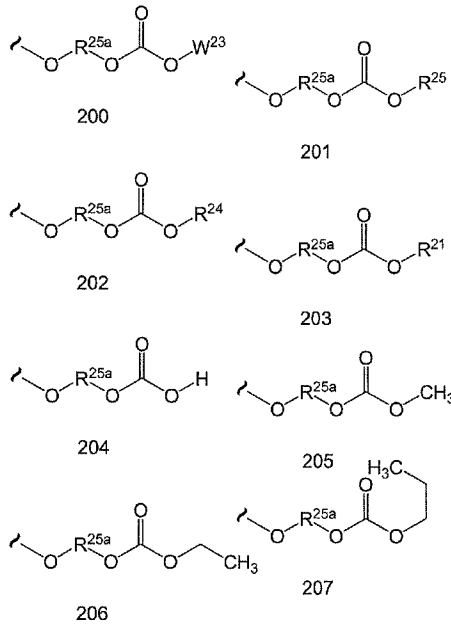
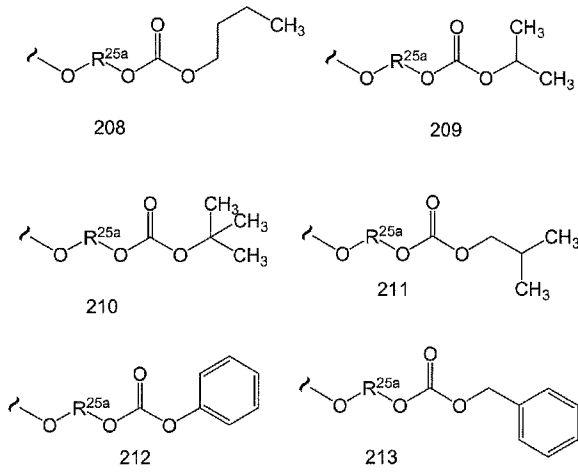


Table 20.31

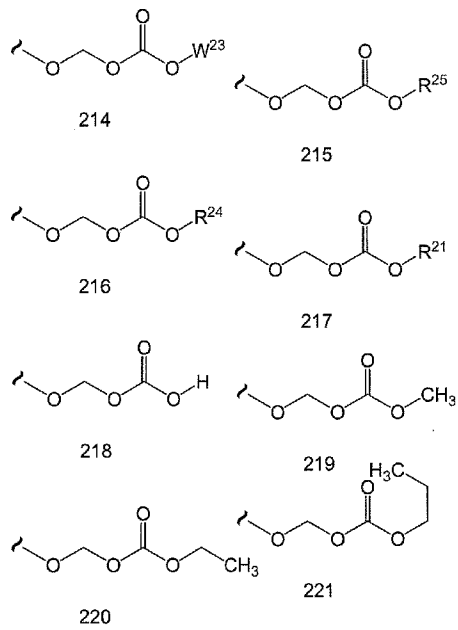


5

Table 20.32



5 Table 20.33



5

Table 20.34

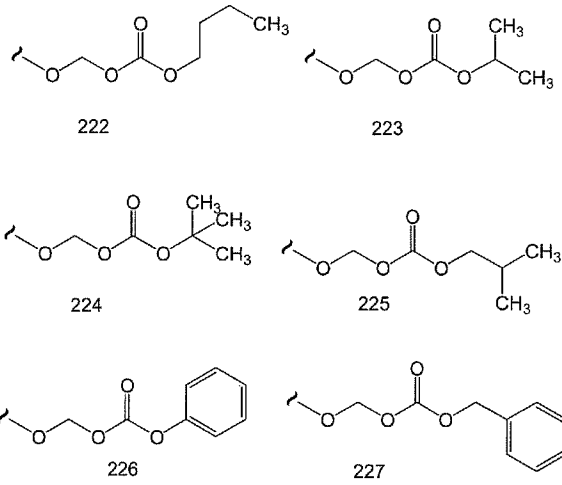
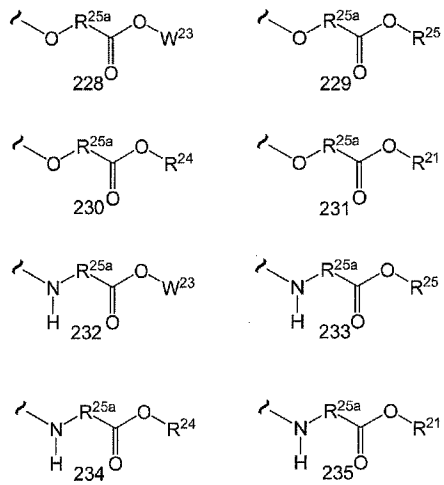


Table 20.35



10

5 Table 20.36

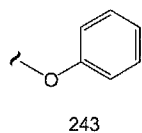
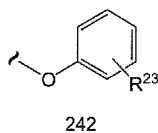
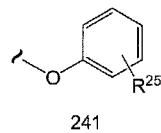
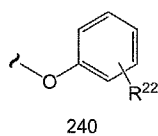
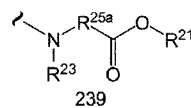
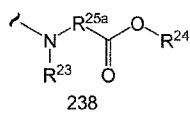
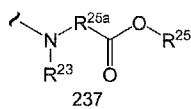
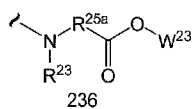
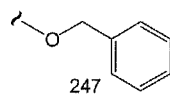
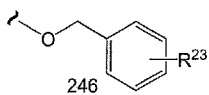
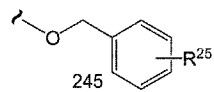
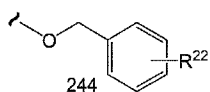
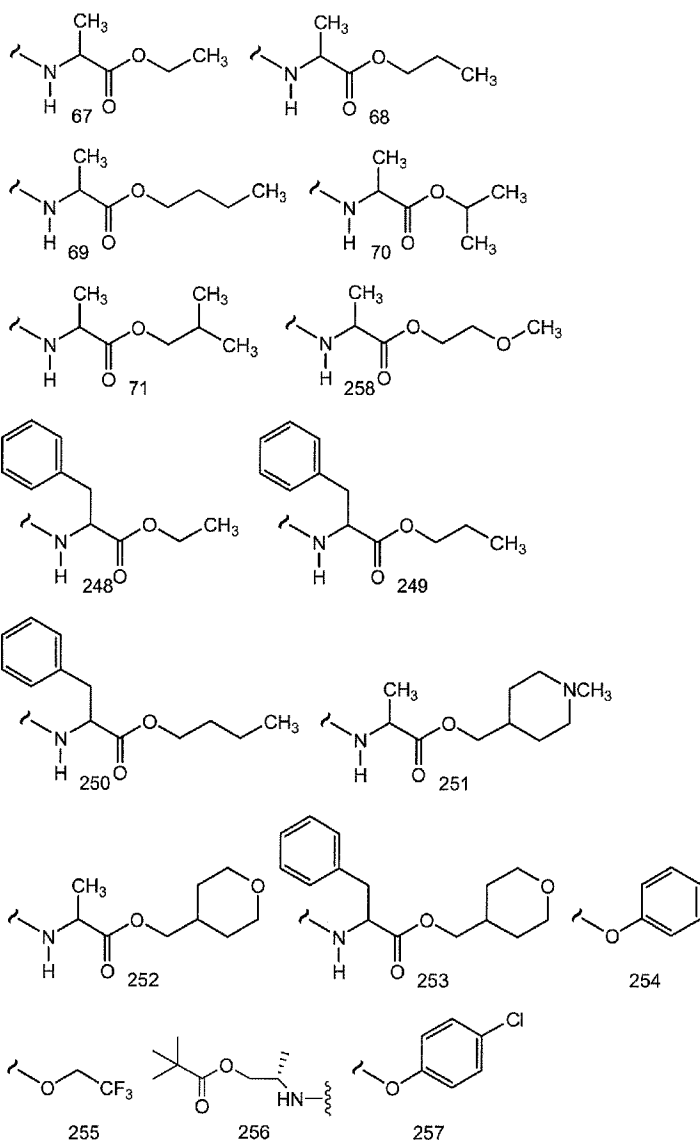


Table 20.37




5 Table 30.1



10

5

Embodiments of R^x include esters, carbamates, carbonates, thioesters, amides, thioamides, and urea groups:



10 Any reference to the compounds of the invention described herein also includes a reference to a physiologically acceptable salt thereof. Examples of physiologically acceptable salts of the compounds of the invention include salts derived from an appropriate base, such as an alkali metal or an alkaline earth (for example, Na^+ , Li^+ , K^+ , Ca^{+2} and Mg^{+2}), ammonium and NR_4^+ (wherein R is

15 defined herein). Physiologically acceptable salts of a nitrogen atom or an amino group include (a) acid addition salts formed with inorganic acids, for example, hydrochloric acid, hydrobromic acid, sulfuric acid, sulfamic acids, phosphoric acid, nitric acid and the like; (b) salts formed with organic acids such as, for example,

20 acetic acid, oxalic acid, tartaric acid, succinic acid, maleic acid, fumaric acid, gluconic acid, citric acid, malic acid, ascorbic acid, benzoic acid, isethionic acid, lactobionic acid, tannic acid, palmitic acid, alginic acid, polyglutamic acid, naphthalenesulfonic acid, methanesulfonic acid, p-toluenesulfonic acid, benzenesulfonic acid, naphthalenedisulfonic acid, polygalacturonic acid, malonic acid, sulfosalicylic acid, glycolic acid, 2-hydroxy-3-naphthoate, pamoate, salicylic acid, stearic acid, phthalic

25 acid, mandelic acid, lactic acid, ethanesulfonic acid, lysine, arginine, glutamic acid, glycine, serine, threonine, alanine, isoleucine, leucine and the like; and (c) salts formed from elemental anions for example, chlorine, bromine, and iodine. Physiologically acceptable salts of a compound of a hydroxy group include the anion of said compound in combination with a suitable cation such as Na^+ and NR_4^+ .

30 For therapeutic use, salts of active ingredients of the compounds of the invention will be physiologically acceptable, i.e. they will be salts derived from a

5 physiologically acceptable acid or base. However, salts of acids or bases which are not physiologically acceptable may also find use, for example, in the preparation or purification of a physiologically acceptable compound. All salts, whether or not derived from a physiologically acceptable acid or base, are within the scope of the present invention.

10 Finally, it is to be understood that the compositions herein comprise compounds of the invention in their un-ionized, as well as zwitterionic form, and combinations with stoichiometric amounts of water as in hydrates.

The compounds of the invention, exemplified by Formula I-III and Formula IV-VI may have chiral centers, e.g. chiral carbon or phosphorus atoms. The
15 compounds of the invention thus include racemic mixtures of all stereoisomers, including enantiomers, diastereomers, and atropisomers. In addition, the compounds of the invention include enriched or resolved optical isomers at any or all asymmetric, chiral atoms. In other words, the chiral centers apparent from the depictions are provided as the chiral isomers or racemic mixtures. Both racemic and diastereomeric
20 mixtures, as well as the individual optical isomers isolated or synthesized, substantially free of their enantiomeric or diastereomeric partners, are all within the scope of the invention. The racemic mixtures are separated into their individual, substantially optically pure isomers through well-known techniques such as, for example, the separation of diastereomeric salts formed with optically active adjuncts,
25 e.g., acids or bases followed by conversion back to the optically active substances. In most instances, the desired optical isomer is synthesized by means of stereospecific reactions, beginning with the appropriate stereoisomer of the desired starting material.

The term "chiral" refers to molecules which have the property of non-superimposability of the mirror image partner, while the term "achiral" refers to
30 molecules which are superimposable on their mirror image partner.

The term "stereoisomers" refers to compounds which have identical chemical constitution, but differ with regard to the arrangement of the atoms or groups in space.

"Diastereomer" refers to a stereoisomer with two or more centers of chirality and whose molecules are not mirror images of one another. Diastereomers have

5 different physical properties, e.g. melting points, boiling points, spectral properties, and reactivities. Mixtures of diastereomers may separate under high resolution analytical procedures such as electrophoresis and chromatography.

"Enantiomers" refer to two stereoisomers of a compound which are non-superimposable mirror images of one another.

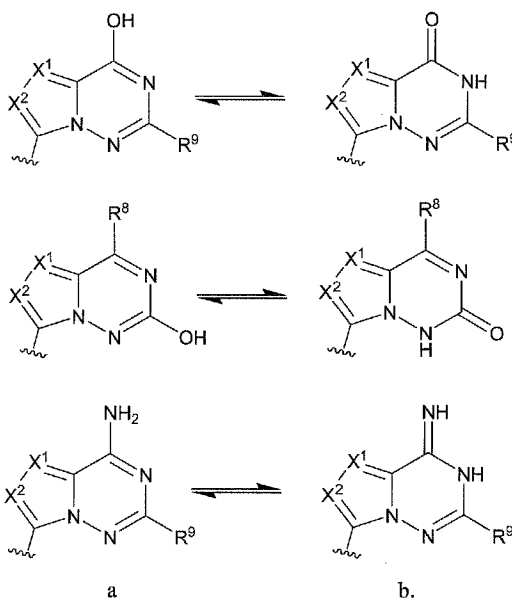
10 Stereochemical definitions and conventions used herein generally follow S. P. Parker, Ed., McGraw-Hill Dictionary of Chemical Terms (1984) McGraw-Hill Book Company, New York; and Eliel, E. and Wilen, S., Stereochemistry of Organic Compounds (1994) John Wiley & Sons, Inc., New York. Many organic compounds exist in optically active forms, i.e., they have the ability to rotate the plane-
15 polarized light. In describing an optically active compound, the prefixes D and L or R and S are used to denote the absolute configuration of the molecule about its chiral center(s). The prefixes d and l, D and L, or (+) and (-) are employed to designate the sign of rotation of plane-polarized light by the compound, with S, (-), or l meaning that the compound is levorotatory while a compound prefixed with R, (+), or d is
20 dextrorotatory. For a given chemical structure, these stereoisomers are identical except that they are mirror images of one another. A specific stereoisomer may also be referred to as an enantiomer, and a mixture of such isomers is often called an enantiomeric mixture. A 50:50 mixture of enantiomers is referred to as a racemic mixture or a racemate, which may occur where there has been no stereoselection or
25 stereospecificity in a chemical reaction or process. The terms "racemic mixture" and "racemate" refer to an equimolar mixture of two enantiomeric species, devoid of optical activity.

Whenever a compound described herein is substituted with more than one of the same designated group, e.g., "R" or "R¹", then it will be understood that the
30 groups may be the same or different, i.e., each group is independently selected. Wavy lines, ~~~~~, indicate the site of covalent bond attachments to the adjoining substructures, groups, moieties, or atoms.

The compounds of the invention can also exist as tautomeric isomers in certain cases. Although only one delocalized resonance structure may be depicted, all such

5 forms are contemplated within the scope of the invention. For example, ene-amine tautomers can exist for purine, pyrimidine, imidazole, guanidine, amidine, and tetrazole systems and all their possible tautomeric forms are within the scope of the invention.

One skilled in the art will recognize that the pyrrolo[1,2-f][1,2,4]triazine, imidazo[1,5-f][1,2,4]triazine, imidazo[1,2-f][1,2,4]triazine, and [1,2,4]triazolo[4,3-f][1,2,4]triazine nucleosides can exist in tautomeric forms. For example, but not by way of limitation, structures (a) and (b) can have equivalent tautomeric forms as shown below:



15

All possible tautomeric forms of the heterocycles in all of the embodiments disclosed herein are within the scope of the invention.

Methods of Inhibition of HCV polymerase

Another aspect of the invention relates to methods of inhibiting the activity of HCV polymerase comprising the step of treating a sample suspected of containing

20

5 HCV with a composition of the invention.

Compositions of the invention may act as inhibitors of HCV polymerase , as intermediates for such inhibitors or have other utilities as described below. The inhibitors will bind to locations on the surface or in a cavity of HCV polymerase having a geometry unique to HCV polymerase . Compositions binding HCV
10 polymerase may bind with varying degrees of reversibility. Those compounds binding substantially irreversibly are ideal candidates for use in this method of the invention. Once labeled, the substantially irreversibly binding compositions are useful as probes for the detection of HCV polymerase . Accordingly, the invention relates to methods of detecting HCV polymerase in a sample suspected of containing
15 HCV polymerase comprising the steps of: treating a sample suspected of containing HCV polymerase with a composition comprising a compound of the invention bound to a label; and observing the effect of the sample on the activity of the label. Suitable labels are well known in the diagnostics field and include stable free radicals, fluorophores, radioisotopes, enzymes, chemiluminescent groups and chromogens.
20 The compounds herein are labeled in conventional fashion using functional groups such as hydroxyl, carboxyl, sulfhydryl or amino.

Within the context of the invention, samples suspected of containing HCV polymerase include natural or man-made materials such as living organisms; tissue or cell cultures; biological samples such as biological material samples (blood, serum,
25 urine, cerebrospinal fluid, tears, sputum, saliva, tissue samples, and the like); laboratory samples; food, water, or air samples; bioproduct samples such as extracts of cells, particularly recombinant cells synthesizing a desired glycoprotein; and the like. Typically the sample will be suspected of containing an organism which produces HCV polymerase , frequently a pathogenic organism such as HCV.
30 Samples can be contained in any medium including water and organic solvent\water mixtures. Samples include living organisms such as humans, and man made materials such as cell cultures.

The treating step of the invention comprises adding the composition of the invention to the sample or it comprises adding a precursor of the composition to the

5 sample. The addition step comprises any method of administration as described above.

If desired, the activity of HCV polymerase after application of the composition can be observed by any method including direct and indirect methods of detecting HCV polymerase activity. Quantitative, qualitative, and semiquantitative methods of
10 determining HCV polymerase activity are all contemplated. Typically one of the screening methods described above are applied, however, any other method such as observation of the physiological properties of a living organism are also applicable.

Organisms that contain HCV polymerase include the HCV virus. The compounds of this invention are useful in the treatment or prophylaxis of HCV
15 infections in animals or in man.

However, in screening compounds capable of inhibiting human immunodeficiency viruses, it should be kept in mind that the results of enzyme assays may not correlate with cell culture assays. Thus, a cell based assay should be the primary screening tool.

20 Screens for HCV polymerase Inhibitors.

Compositions of the invention are screened for inhibitory activity against HCV polymerase by any of the conventional techniques for evaluating enzyme activity. Within the context of the invention, typically compositions are first screened for inhibition of HCV polymerase *in vitro* and compositions showing inhibitory
25 activity are then screened for activity *in vivo*. Compositions having *in vitro* K_i (inhibitory constants) of less than about 5×10^{-6} M, typically less than about 1×10^{-7} M and preferably less than about 5×10^{-8} M are preferred for *in vivo* use.

Useful *in vitro* screens have been described in detail and will not be elaborated here. However, the examples describe suitable *in vitro* assays.

30 Pharmaceutical Formulations

The compounds of this invention are formulated with conventional carriers and excipients, which will be selected in accord with ordinary practice. Tablets will contain excipients, glidants, fillers, binders and the like. Aqueous formulations are

5 prepared in sterile form, and when intended for delivery by other than oral
administration generally will be isotonic. All formulations will optionally contain
excipients such as those set forth in the "Handbook of Pharmaceutical Excipients"
(1986). Excipients include ascorbic acid and other antioxidants, chelating agents such
as EDTA, carbohydrates such as dextran, hydroxyalkylcellulose,
10 hydroxyalkylmethylcellulose, stearic acid and the like. The pH of the formulations
ranges from about 3 to about 11, but is ordinarily about 7 to 10.

While it is possible for the active ingredients to be administered alone it may
be preferable to present them as pharmaceutical formulations. The formulations, both
for veterinary and for human use, of the invention comprise at least one active
15 ingredient, as above defined, together with one or more acceptable carriers therefore
and optionally other therapeutic ingredients. The carrier(s) must be "acceptable" in
the sense of being compatible with the other ingredients of the formulation and
physiologically innocuous to the recipient thereof.

The formulations include those suitable for the foregoing administration
20 routes. The formulations may conveniently be presented in unit dosage form and may
be prepared by any of the methods well known in the art of pharmacy. Techniques
and formulations generally are found in Remington's Pharmaceutical Sciences (Mack
Publishing Co., Easton, PA). Such methods include the step of bringing into
association the active ingredient with the carrier which constitutes one or more
25 accessory ingredients. In general the formulations are prepared by uniformly and
intimately bringing into association the active ingredient with liquid carriers or finely
divided solid carriers or both, and then, if necessary, shaping the product.

Formulations of the present invention suitable for oral administration may be
presented as discrete units such as capsules, cachets or tablets each containing a
30 predetermined amount of the active ingredient; as a powder or granules; as a solution
or a suspension in an aqueous or non-aqueous liquid; or as an oil-in-water liquid
emulsion or a water-in-oil liquid emulsion. The active ingredient may also be
administered as a bolus, electuary or paste.

A tablet is made by compression or molding, optionally with one or more

5 accessory ingredients. Compressed tablets may be prepared by compressing in a
suitable machine the active ingredient in a free-flowing form such as a powder or
granules, optionally mixed with a binder, lubricant, inert diluent, preservative, surface
active or dispersing agent. Molded tablets may be made by molding in a suitable
10 machine a mixture of the powdered active ingredient moistened with an inert liquid
diluent. The tablets may optionally be coated or scored and optionally are formulated
so as to provide slow or controlled release of the active ingredient therefrom.

For infections of the eye or other external tissues e.g. mouth and skin, the
formulations are preferably applied as a topical ointment or cream containing the
active ingredient(s) in an amount of, for example, 0.075 to 20% w/w (including active
15 ingredient(s) in a range between 0.1% and 20% in increments of 0.1% w/w such as
0.6% w/w, 0.7% w/w, etc.), preferably 0.2 to 15% w/w and most preferably 0.5 to
10% w/w. When formulated in an ointment, the active ingredients may be employed
with either a paraffinic or a water-miscible ointment base. Alternatively, the active
ingredients may be formulated in a cream with an oil-in-water cream base.

20 If desired, the aqueous phase of the cream base may include, for example, at
least 30% w/w of a polyhydric alcohol, i.e. an alcohol having two or more hydroxyl
groups such as propylene glycol, butane 1,3-diol, mannitol, sorbitol, glycerol and
polyethylene glycol (including PEG 400) and mixtures thereof. The topical
formulations may desirably include a compound which enhances absorption or
25 penetration of the active ingredient through the skin or other affected areas. Examples
of such dermal penetration enhancers include dimethyl sulphoxide and related
analogs.

The oily phase of the emulsions of this invention may be constituted from
known ingredients in a known manner. While the phase may comprise merely an
30 emulsifier (otherwise known as an emulgent), it desirably comprises a mixture of at
least one emulsifier with a fat or an oil or with both a fat and an oil. Preferably, a
hydrophilic emulsifier is included together with a lipophilic emulsifier which acts as a
stabilizer. It is also preferred to include both an oil and a fat. Together, the
emulsifier(s) with or without stabilizer(s) make up the so-called emulsifying wax, and

5 the wax together with the oil and fat make up the so-called emulsifying ointment base which forms the oily dispersed phase of the cream formulations.

Emulgents and emulsion stabilizers suitable for use in the formulation of the invention include Tween[®] 60, Span[®] 80, cetostearyl alcohol, benzyl alcohol, myristyl alcohol, glyceryl mono-stearate and sodium lauryl sulfate.

10 The choice of suitable oils or fats for the formulation is based on achieving the desired cosmetic properties. The cream should preferably be a non-greasy, non-staining and washable product with suitable consistency to avoid leakage from tubes or other containers. Straight or branched chain, mono- or dibasic alkyl esters such as di-isoadipate, isocetyl stearate, propylene glycol diester of coconut fatty acids, 15 isopropyl myristate, decyl oleate, isopropyl palmitate, butyl stearate, 2-ethylhexyl palmitate or a blend of branched chain esters known as Crodamol CAP may be used, the last three being preferred esters. These may be used alone or in combination depending on the properties required. Alternatively, high melting point lipids such as white soft paraffin and/or liquid paraffin or other mineral oils are used.

20 Pharmaceutical formulations according to the present invention comprise a combination according to the invention together with one or more pharmaceutically acceptable carriers or excipients and optionally other therapeutic agents. Pharmaceutical formulations containing the active ingredient may be in any form suitable for the intended method of administration. When used for oral use for 25 example, tablets, troches, lozenges, aqueous or oil suspensions, dispersible powders or granules, emulsions, hard or soft capsules, syrups or elixirs may be prepared. Compositions intended for oral use may be prepared according to any method known to the art for the manufacture of pharmaceutical compositions and such compositions may contain one or more agents including sweetening agents, flavoring agents, 30 coloring agents and preserving agents, in order to provide a palatable preparation. Tablets containing the active ingredient in admixture with non-toxic pharmaceutically acceptable excipient which are suitable for manufacture of tablets are acceptable. These excipients may be, for example, inert diluents, such as calcium or sodium carbonate, lactose, calcium or sodium phosphate; granulating and disintegrating

5 agents, such as maize starch, or alginic acid; binding agents, such as starch, gelatin or
acacia; and lubricating agents, such as magnesium stearate, stearic acid or talc.
Tablets may be uncoated or may be coated by known techniques including
microencapsulation to delay disintegration and adsorption in the gastrointestinal tract
and thereby provide a sustained action over a longer period. For example, a time
10 delay material such as glyceryl monostearate or glyceryl distearate alone or with a
wax may be employed.

Formulations for oral use may be also presented as hard gelatin capsules
where the active ingredient is mixed with an inert solid diluent, for example calcium
phosphate or kaolin, or as soft gelatin capsules wherein the active ingredient is mixed
15 with water or an oil medium, such as peanut oil, liquid paraffin or olive oil.

Aqueous suspensions of the invention contain the active materials in
admixture with excipients suitable for the manufacture of aqueous suspensions. Such
excipients include a suspending agent, such as sodium carboxymethylcellulose,
methylcellulose, hydroxypropyl methylcellulose, sodium alginate,
20 polyvinylpyrrolidone, gum tragacanth and gum acacia, and dispersing or wetting
agents such as a naturally-occurring phosphatide (e.g., lecithin), a condensation
product of an alkylene oxide with a fatty acid (e.g., polyoxyethylene stearate), a
condensation product of ethylene oxide with a long chain aliphatic alcohol (e.g.,
heptadecaethyleneoxycetanol), a condensation product of ethylene oxide with a partial
25 ester derived from a fatty acid and a hexitol anhydride (e.g., polyoxyethylene sorbitan
monooleate). The aqueous suspension may also contain one or more preservatives
such as ethyl or n-propyl p-hydroxy-benzoate, one or more coloring agents, one or
more flavoring agents and one or more sweetening agents, such as sucrose or
saccharin.

30 Oil suspensions may be formulated by suspending the active ingredient in a
vegetable oil, such as arachis oil, olive oil, sesame oil or coconut oil, or in a mineral
oil such as liquid paraffin. The oral suspensions may contain a thickening agent, such
as beeswax, hard paraffin or cetyl alcohol. Sweetening agents, such as those set forth
above, and flavoring agents may be added to provide a palatable oral preparation.

5 These compositions may be preserved by the addition of an antioxidant such as ascorbic acid.

Dispersible powders and granules of the invention suitable for preparation of an aqueous suspension by the addition of water provide the active ingredient in admixture with a dispersing or wetting agent, a suspending agent, and one or more
10 preservatives. Suitable dispersing or wetting agents and suspending agents are exemplified by those disclosed above. Additional excipients, for example sweetening, flavoring and coloring agents, may also be present.

The pharmaceutical compositions of the invention may also be in the form of oil-in-water emulsions. The oily phase may be a vegetable oil, such as olive oil or
15 arachis oil, a mineral oil, such as liquid paraffin, or a mixture of these. Suitable emulsifying agents include naturally-occurring gums, such as gum acacia and gum tragacanth, naturally-occurring phosphatides, such as soybean lecithin, esters or partial esters derived from fatty acids and hexitol anhydrides, such as sorbitan monooleate, and condensation products of these partial esters with ethylene oxide,
20 such as polyoxyethylene sorbitan monooleate. The emulsion may also contain sweetening and flavoring agents. Syrups and elixirs may be formulated with sweetening agents, such as glycerol, sorbitol or sucrose. Such formulations may also contain a demulcent, a preservative, a flavoring or a coloring agent.

The pharmaceutical compositions of the invention may be in the form of a
25 sterile injectable preparation, such as a sterile injectable aqueous or oleaginous suspension. This suspension may be formulated according to the known art using those suitable dispersing or wetting agents and suspending agents which have been mentioned above. The sterile injectable preparation may also be a sterile injectable solution or suspension in a non-toxic parenterally acceptable diluent or solvent, such
30 as a solution in 1,3-butane-diol or prepared as a lyophilized powder. Among the acceptable vehicles and solvents that may be employed are water, Ringer's solution and isotonic sodium chloride solution. In addition, sterile fixed oils may conventionally be employed as a solvent or suspending medium. For this purpose any bland fixed oil may be employed including synthetic mono- or diglycerides. In

5 addition, fatty acids such as oleic acid may likewise be used in the preparation of injectables.

The amount of active ingredient that may be combined with the carrier material to produce a single dosage form will vary depending upon the host treated and the particular mode of administration. For example, a time-release formulation
10 intended for oral administration to humans may contain approximately 1 to 1000 mg of active material compounded with an appropriate and convenient amount of carrier material which may vary from about 5 to about 95% of the total compositions (weight:weight). The pharmaceutical composition can be prepared to provide easily measurable amounts for administration. For example, an aqueous solution intended
15 for intravenous infusion may contain from about 3 to 500 μg of the active ingredient per milliliter of solution in order that infusion of a suitable volume at a rate of about 30 mL/hr can occur.

Formulations suitable for topical administration to the eye also include eye drops wherein the active ingredient is dissolved or suspended in a suitable carrier,
20 especially an aqueous solvent for the active ingredient. The active ingredient is preferably present in such formulations in a concentration of 0.5 to 20%, advantageously 0.5 to 10%, and particularly about 1.5% w/w.

Formulations suitable for topical administration in the mouth include lozenges comprising the active ingredient in a flavored basis, usually sucrose and acacia or
25 tragacanth; pastilles comprising the active ingredient in an inert basis such as gelatin and glycerin, or sucrose and acacia; and mouthwashes comprising the active ingredient in a suitable liquid carrier.

Formulations for rectal administration may be presented as a suppository with a suitable base comprising for example cocoa butter or a salicylate.

30 Formulations suitable for intrapulmonary or nasal administration have a particle size for example in the range of 0.1 to 500 microns, such as 0.5, 1, 30, 35 etc., which is administered by rapid inhalation through the nasal passage or by inhalation through the mouth so as to reach the alveolar sacs. Suitable formulations include aqueous or oily solutions of the active ingredient. Formulations suitable for aerosol or

5 dry powder administration may be prepared according to conventional methods and may be delivered with other therapeutic agents such as compounds heretofore used in the treatment or prophylaxis of HCV infections as described below.

Formulations suitable for vaginal administration may be presented as pessaries, tampons, creams, gels, pastes, foams or spray formulations containing in
10 addition to the active ingredient such carriers as are known in the art to be appropriate.

Formulations suitable for parenteral administration include aqueous and non-aqueous sterile injection solutions which may contain anti-oxidants, buffers, bacteriostats and solutes which render the formulation isotonic with the blood of the
15 intended recipient; and aqueous and non-aqueous sterile suspensions which may include suspending agents and thickening agents.

The formulations are presented in unit-dose or multi-dose containers, for example sealed ampoules and vials, and may be stored in a freeze-dried (lyophilized) condition requiring only the addition of the sterile liquid carrier, for example water for
20 injection, immediately prior to use. Extemporaneous injection solutions and suspensions are prepared from sterile powders, granules and tablets of the kind previously described. Preferred unit dosage formulations are those containing a daily dose or unit daily sub-dose, as herein above recited, or an appropriate fraction thereof, of the active ingredient.

25 It should be understood that in addition to the ingredients particularly mentioned above the formulations of this invention may include other agents conventional in the art having regard to the type of formulation in question, for example those suitable for oral administration may include flavoring agents.

The invention further provides veterinary compositions comprising at least
30 one active ingredient as above defined together with a veterinary carrier therefore.

Veterinary carriers are materials useful for the purpose of administering the composition and may be solid, liquid or gaseous materials which are otherwise inert or acceptable in the veterinary art and are compatible with the active ingredient. These veterinary compositions may be administered orally, parenterally or by any

5 other desired route.

Compounds of the invention are used to provide controlled release pharmaceutical formulations containing as active ingredient one or more compounds of the invention ("controlled release formulations") in which the release of the active ingredient are controlled and regulated to allow less frequency dosing or to improve the pharmacokinetic or toxicity profile of a given active ingredient.

Effective dose of active ingredient depends at least on the nature of the condition being treated, toxicity, whether the compound is being used prophylactically (lower doses) or against an active viral infection, the method of delivery, and the pharmaceutical formulation, and will be determined by the clinician using conventional dose escalation studies. It can be expected to be from about 0.0001 to about 100 mg/kg body weight per day; typically, from about 0.01 to about 10 mg/kg body weight per day; more typically, from about .01 to about 5 mg/kg body weight per day; most typically, from about .05 to about 0.5 mg/kg body weight per day. For example, the daily candidate dose for an adult human of approximately 70 kg body weight will range from 1 mg to 1000 mg, preferably between 5 mg and 500 mg, and may take the form of single or multiple doses.

Routes of Administration

One or more compounds of the invention (herein referred to as the active ingredients) are administered by any route appropriate to the condition to be treated. Suitable routes include oral, rectal, nasal, topical (including buccal and sublingual), vaginal and parenteral (including subcutaneous, intramuscular, intravenous, intradermal, intrathecal and epidural), and the like. It will be appreciated that the preferred route may vary with for example the condition of the recipient. An advantage of the compounds of this invention is that they are orally bioavailable and can be dosed orally.

Combination Therapy

Combinations of the compounds of Formula I-III and Formula IV-VI are typically selected based on the condition to be treated, cross-reactivities of ingredients

5 and pharmaco-properties of the combination. For example, when treating an infection (e.g., HCV), the compositions of the invention are combined with other active therapeutic agents (such as those described herein).

Compositions of the invention are also used in combination with one or more other active ingredients. Preferably, the other active therapeutic ingredients or agents
10 are interferons, ribavirin or its analogs, HCV NS3 protease inhibitors, NS5a inhibitors, alpha-glucosidase 1 inhibitors, hepatoprotectants, mevalonate decarboxylase antagonists, antagonists of the renin-angiotensin system, other anti-fibrotic agents, endothelin antagonists, nucleoside or nucleotide inhibitors of HCV NS5B polymerase, non-nucleoside inhibitors of HCV NS5B polymerase, HCV NS5A
15 inhibitors, TLR-7 agonists, cyclophilin inhibitors, HCV IRES inhibitors, pharmacokinetic enhancers or other drugs for treating HCV; or mixtures thereof.

More specifically, one or more compounds of the present invention may be combined with one or more compounds selected from the group consisting of

1) interferons, *e.g.*, pegylated rIFN-alpha 2b (PEG-Intron), pegylated rIFN-alpha 2a (Pegasys), rIFN-alpha 2b (Intron A), rIFN-alpha 2a (Roferon-A), interferon
20 alpha (MOR-22, OPC-18, Alfaferone, Alfanative, Multiferon, subalin), interferon alfacon-1 (Infergen), interferon alpha-n1 (Wellferon), interferon alpha-n3 (Alferon), interferon-beta (Avonex, DL-8234), interferon-omega (omega DUROS, Biomed 510), albinterferon alpha-2b (Albuferon), IFN alpha XL, BLX-883 (Locteron), DA-3021,
25 glycosylated interferon alpha-2b (AVI-005), PEG-Infergen, PEGylated interferon lambda (PEGylated IL-29), and belerofon,

2) ribavirin and its analogs, *e.g.*, ribavirin (Rebetol, Copegus), and taribavirin (Viramidine),

3) HCV NS3 protease inhibitors, *e.g.*, boceprevir (SCH-503034, SCH-7),
30 telaprevir (VX-950), VX-813, TMC-435 (TMC435350), ABT-450, BI-201335, BI-1230, MK-7009, SCH-900518, VBY-376, VX-500, GS-9256, GS-9451, BMS-790052, BMS-605339, PHX-1766, AS-101, YH-5258, YH5530, YH5531, and ITMN-191 (R-7227),

- 5 4) alpha-glucosidase 1 inhibitors, *e.g.*, celgosivir (MX-3253), Miglitol, and UT-231B,
- 5) hepatoprotectants, *e.g.*, emericasan (IDN-6556), ME-3738, GS-9450 (LB-84451), silibinin, and MitoQ,
- 6) nucleoside or nucleotide inhibitors of HCV NS5B polymerase, *e.g.*, R1626,
10 R7128 (R4048), IDX184, IDX-102, PSI-7851, BCX-4678, valopicitabine (NM-283), and MK-0608,
- 7) non-nucleoside inhibitors of HCV NS5B polymerase, *e.g.*, filibuvir (PF-868554), ABT-333, ABT-072, BI-207127, VCH-759, VCH-916, JTK-652, MK-3281, VBY-708, VCH-222, A848837, ANA-598, GL60667, GL59728, A-63890, A-48773,
15 A-48547, BC-2329, VCH-796 (nesbuvir), GSK625433, BILN-1941, XTL-2125, and GS-9190,
- 8) HCV NS5A inhibitors, *e.g.*, AZD-2836 (A-831), AZD-7295 (A-689), and BMS-790052,
- 9) TLR-7 agonists, *e.g.*, imiquimod, 852A, GS-9524, ANA-773, ANA-975,
20 AZD-8848 (DSP-3025), PF-04878691, and SM-360320,
- 10) cyclophilin inhibitors, *e.g.*, DEBIO-025, SCY-635, and NIM811,
- 11) HCV IRES inhibitors, *e.g.*, MCI-067,
- 12) pharmacokinetic enhancers, *e.g.*, BAS-100, SPI-452, PF-4194477, TMC-41629, GS-9350, GS-9585, and roxythromycin,
- 25 13) other drugs for treating HCV, *e.g.*, thymosin alpha 1 (Zadaxin), nitazoxanide (Alinea, NTZ), BIVN-401 (virostat), PYN-17 (altirex), KPE02003002, actilon (CPG-10101), GS-9525, KRN-7000, civacir, GI-5005, XTL-6865, BIT225, PTX-111, ITX2865, TT-033i, ANA 971, NOV-205, tarvacin, EHC-18, VGX-410C, EMZ-702, AVI 4065, BMS-650032, BMS-791325, Bavituximab, MDX-1106 (ONO-
30 4538), Oglufanide, FK-788, and VX-497 (merimepodib)
- 14) mevalonate decarboxylase antagonists, *e.g.*, statins, HMGCoA synthase inhibitors (*e.g.*, hymeglusin), squalene synthesis inhibitors (*e.g.*, zaragozic acid);
- 15) angiotensin II receptor antagonists, *e.g.*, losartan, irbesartan, olmesartan, candesartan, valsartan, telmisartan, eprosartan;

- 5 16) angiotensin-converting enzyme inhibitors, e.g., captopril, zofenopril,
enalapril, ramipril, quinapril, perindopril, lisinopril, benazepril, fosinopril;
17) other anti-fibrotic agents, e.g., amiloride and
18) endothelin antagonists, e.g. bosentan and ambrisentan.

In yet another embodiment, the present application discloses pharmaceutical
10 compositions comprising a compound of the present invention, or a pharmaceutically
acceptable salt, solvate, and/or ester thereof, in combination with at least one
additional therapeutic agent, and a pharmaceutically acceptable carrier or excipient.

According to the present invention, the therapeutic agent used in combination
with the compound or composition of the present invention can be any agent having a
15 therapeutic effect when used in combination with the compound of the present
invention. For example, the therapeutic agent used in combination with the
compound or composition of the present invention can be interferons, ribavirin or its
analogs, HCV NS3 protease inhibitors, NS5a inhibitors, alpha-glucosidase 1
inhibitors, hepatoprotectants, mevalonate decarboxylase antagonists, antagonists of
20 the renin-angiotensin system, other anti-fibrotic agents, endothelin antagonists,
nucleoside or nucleotide inhibitors of HCV NS5B polymerase, non-nucleoside
inhibitors of HCV NS5B polymerase, HCV NS5A inhibitors, TLR-7 agonists,
cyclophilin inhibitors, HCV IRES inhibitors, pharmacokinetic enhancers or other
drugs for treating HCV; or mixtures thereof.

25 More specifically, compositions of one or more compounds of the present
invention may be combined with one or more compounds selected from the group
consisting of

- 1) interferons, e.g., pegylated rIFN-alpha 2b (PEG-Intron), pegylated rIFN-
alpha 2a (Pegasys), rIFN-alpha 2b (Intron A), rIFN-alpha 2a (Roferon-A), interferon
30 alpha (MOR-22, OPC-18, Alfaferone, Alfanative, Multiferon, subalin), interferon
alfacon-1 (Infergen), interferon alpha-n1 (Wellferon), interferon alpha-n3 (Alferon),
interferon-beta (Avonex, DL-8234), interferon-omega (omega DUROS, Biomed 510),
albinterferon alpha-2b (Albuferon), IFN alpha XL, BLX-883 (Locteron), DA-3021,

- 5 glycosylated interferon alpha-2b (AVI-005), PEG-Infergen, PEGylated interferon
lambda (PEGylated IL-29), and belerofon,
- 2) ribavirin and its analogs, *e.g.*, ribavirin (Rebetol, Copegus), and taribavirin
(Viramidine),
- 3) HCV NS3 protease inhibitors, *e.g.*, boceprevir (SCH-503034, SCH-7),
10 telaprevir (VX-950), VX-813, TMC-435 (TMC435350), ABT-450, BI-201335, BI-
1230, MK-7009, SCH-900518, VBY-376, VX-500, GS-9256, GS-9451, BMS-
790052, BMS-605339, PHX-1766, AS-101, YH-5258, YH5530, YH5531, and
ITMN-191 (R-7227),
- 4) alpha-glucosidase 1 inhibitors, *e.g.*, celgosivir (MX-3253), Miglitol, and
15 UT-231B,
- 5) hepatoprotectants, *e.g.*, emericasan (IDN-6556), ME-3738, GS-9450 (LB-
84451), silibinin, and MitoQ,
- 6) nucleoside or nucleotide inhibitors of HCV NS5B polymerase, *e.g.*, R1626,
R7128 (R4048), IDX184, IDX-102, PSI-7851, BCX-4678, valopicitabine (NM-283),
20 and MK-0608,
- 7) non-nucleoside inhibitors of HCV NS5B polymerase, *e.g.*, filibuvir (PF-
868554), ABT-333, ABT-072, BI-207127, VCH-759, VCH-916, JTK-652, MK-3281,
VBY-708, VCH-222, A848837, ANA-598, GL60667, GL59728, A-63890, A-48773,
A-48547, BC-2329, VCH-796 (nesbuvir), GSK625433, BILN-1941, XTL-2125, and
25 GS-9190,
- 8) HCV NS5A inhibitors, *e.g.*, AZD-2836 (A-831), AZD-7295 (A-689), and
BMS-790052,
- 9) TLR-7 agonists, *e.g.*, imiquimod, 852A, GS-9524, ANA-773, ANA-975,
AZD-8848 (DSP-3025), PF-04878691, and SM-360320,
- 30 10) cyclophilin inhibitors, *e.g.*, DEBIO-025, SCY-635, and NIM811,
11) HCV IRES inhibitors, *e.g.*, MCI-067,
12) pharmacokinetic enhancers, *e.g.*, BAS-100, SPI-452, PF-4194477, TMC-
41629, GS-9350, GS-9585, and roxythromycin,

5 13) other drugs for treating HCV, *e.g.*, thymosin alpha 1 (Zadaxin),
 nitazoxanide (Alinea, NTZ), BIVN-401 (virostat), PYN-17 (altirex), KPE02003002,
 actilon (CPG-10101), GS-9525, KRN-7000, civacir, GI-5005, XTL-6865, BIT225,
 PTX-111, ITX2865, TT-033i, ANA 971, NOV-205, tarvacin, EHC-18, VGX-410C,
 EMZ-702, AVI 4065, BMS-650032, BMS-791325, Bavituximab, MDX-1106 (ONO-
 10 4538), Oglufanide, FK-788, and VX-497 (merimepodib)

14) mevalonate decarboxylase antagonists, *e.g.*, statins, HMGCoA synthase
 inhibitors (*e.g.*, hymeglusin), squalene synthesis inhibitors (*e.g.*, zaragozic acid);

15 15) angiotensin II receptor antagonists, *e.g.*, losartan, irbesartan, olmesartan,
 candesartan, valsartan, telmisartan, eprosartan;

16) angiotensin-converting enzyme inhibitors, *e.g.*, captopril, zofenopril,
 enalapril, ramipril, quinapril, perindopril, lisinopril, benazepril, fosinopril;

17) other anti-fibrotic agents, *e.g.*, amiloride and

18) endothelin antagonists, *e.g.* bosentan and ambrisentan.

In yet another embodiment, the present application provides a combination
 20 pharmaceutical agent comprising:

a) a first pharmaceutical composition comprising a compound of the
 present invention, or a pharmaceutically acceptable salt, solvate, or ester thereof; and

b) a second pharmaceutical composition comprising at least one
 additional therapeutic agent selected from the group consisting of HIV protease
 25 inhibiting compounds, HIV non-nucleoside inhibitors of reverse transcriptase, HIV
 nucleoside inhibitors of reverse transcriptase, HIV nucleotide inhibitors of reverse
 transcriptase, HIV integrase inhibitors, gp41 inhibitors, CXCR4 inhibitors, gp120
 inhibitors, CCR5 inhibitors, interferons, ribavirin analogs, NS3 protease inhibitors,
 NS5a inhibitors, alpha-glucosidase 1 inhibitors, cyclophilin inhibitors,

30 hepatoprotectants, non-nucleoside inhibitors of HCV, and other drugs for treating
 HCV, and combinations thereof.

Combinations of the compounds of Formula I-III and Formula IV-VI and
 additional active therapeutic agents may be selected to treat patients infected with
 HCV and other conditions such as HIV infections. Accordingly, the compounds of

5 Formula I-III and Formula IV-VI may be combined with one or more compounds
 useful in treating HIV, for example HIV protease inhibiting compounds, HIV non-
 nucleoside inhibitors of reverse transcriptase, HIV nucleoside inhibitors of reverse
 transcriptase, HIV nucleotide inhibitors of reverse transcriptase, HIV integrase
 inhibitors, gp41 inhibitors, CXCR4 inhibitors, gp120 inhibitors, CCR5 inhibitors,
 10 interferons, ribavirin analogs, NS3 protease inhibitors, NS5a inhibitors, alpha-
 glucosidase 1 inhibitors, cyclophilin inhibitors, hepatoprotectants, non-nucleoside
 inhibitors of HCV, and other drugs for treating HCV.

More specifically, one or more compounds of the present invention may be
 combined with one or more compounds selected from the group consisting of 1) HIV
 15 protease inhibitors, *e.g.*, amprenavir, atazanavir, fosamprenavir, indinavir, lopinavir,
 ritonavir, lopinavir + ritonavir, nelfinavir, saquinavir, tipranavir, brecanavir,
 darunavir, TMC-126, TMC-114, mozenavir (DMP-450), JE-2147 (AG1776),
 AG1859, DG35, L-756423, RO0334649, KNI-272, DPC-681, DPC-684, and
 GW640385X, DG17, PPL-100, 2) a HIV non-nucleoside inhibitor of reverse
 20 transcriptase, *e.g.*, capravirine, emivirine, delaviridine, efavirenz, nevirapine, (+)
 calanolide A, etravirine, GW5634, DPC-083, DPC-961, DPC-963, MIV-150, and
 TMC-120, TMC-278 (rilpivirine), efavirenz, BILR 355 BS, VRX 840773, UK-
 453,061, RDEA806, 3) a HIV nucleoside inhibitor of reverse transcriptase, *e.g.*,
 zidovudine, emtricitabine, didanosine, stavudine, zalcitabine, lamivudine, abacavir,
 25 amdoxovir, elvucitabine, alovudine, MIV-210, racivir (\pm -FTC), D-d4FC,
 emtricitabine, phosphazide, fozivudine tidoxil, fosalvudine tidoxil, apricitabine
 (AVX754), amdoxovir, KP-1461, abacavir + lamivudine, abacavir + lamivudine +
 zidovudine, zidovudine + lamivudine, 4) a HIV nucleotide inhibitor of reverse
 transcriptase, *e.g.*, tenofovir, tenofovir disoproxil fumarate + emtricitabine, tenofovir
 30 disoproxil fumarate + emtricitabine + efavirenz, and adefovir, 5) a HIV integrase
 inhibitor, *e.g.*, curcumin, derivatives of curcumin, chicoric acid, derivatives of
 chicoric acid, 3,5-dicaffeoylquinic acid, derivatives of 3,5-dicaffeoylquinic acid,
 aurintricarboxylic acid, derivatives of aurintricarboxylic acid, caffeic acid phenethyl
 ester, derivatives of caffeic acid phenethyl ester, tyrphostin, derivatives of tyrphostin,

5 quercetin, derivatives of quercetin, S-1360, zintevir (AR-177), L-870812, and L-870810, MK-0518 (raltegravir), BMS-707035, MK-2048, BA-011, BMS-538158, GSK364735C, 6) a gp41 inhibitor, *e.g.*, enfuvirtide, sifuvirtide, FB006M, TRI-1144, SPC3, DES6, Locus gp41, CovX, and REP 9, 7) a CXCR4 inhibitor, *e.g.*, AMD-070, 8) an entry inhibitor, *e.g.*, SP01A, TNX-355, 9) a gp120 inhibitor, *e.g.*, BMS-488043
10 and BlockAide/CR, 10) a G6PD and NADH-oxidase inhibitor, *e.g.*, immunitin, 10) a CCR5 inhibitor, *e.g.*, aplaviroc, vicriviroc, INCB9471, PRO-140, INCB15050, PF-232798, CCR5mAb004, and maraviroc, 11) an interferon, *e.g.*, pegylated rIFN-alpha 2b, pegylated rIFN-alpha 2a, rIFN-alpha 2b, IFN alpha-2b XL, rIFN-alpha 2a, consensus IFN alpha, infergen, rebif, locteron, AVI-005, PEG-infergen, pegylated
15 IFN-beta, oral interferon alpha, feron, reafeiron, intermax alpha, r-IFN-beta, infergen + actimmune, IFN-omega with DUROS, and albuferon, 12) ribavirin analogs, *e.g.*, rebetol, copegus, VX-497, and viramidine (taribavirin) 13) NS5a inhibitors, *e.g.*, A-831, A-689 and BMS-790052, 14) NS5b polymerase inhibitors, *e.g.*, NM-283, valopicitabine, R1626, PSI-6130 (R1656), IDX184, PSI-7851, HCV-796, BILB 1941,
20 MK-0608, NM-107, R7128, VCH-759, PF-868554, GSK625433, and XTL-2125, 15) NS3 protease inhibitors, *e.g.*, SCH-503034 (SCH-7), VX-950 (Telaprevir), ITMN-191, and BILN-2065, 16) alpha-glucosidase 1 inhibitors, *e.g.*, MX-3253 (celgosivir) and UT-231B, 17) hepatoprotectants, *e.g.*, IDN-6556, ME 3738, MitoQ, and LB-84451, 18) non-nucleoside inhibitors of HCV, *e.g.*, benzimidazole derivatives, benzo-
25 1,2,4-thiadiazine derivatives, and phenylalanine derivatives, 19) other drugs for treating HCV, *e.g.*, zadaxin, nitazoxanide (alinea), BIVN-401 (virostat), DEBIO-025, VGX-410C, EMZ-702, AVI 4065, bavituximab, oglufanide, PYN-17, KPE02003002, actilon (CPG-10101), KRN-7000, civacir, GI-5005, ANA-975, XTL-6865, ANA 971, NOV-205, tarvacin, EHC-18, and NIM811, 19) pharmacokinetic enhancers, *e.g.*,
30 BAS-100 and SPI452, 20)RNAse H inhibitors, *e.g.*, ODN-93 and ODN-112, 21) other anti-HIV agents, *e.g.*, VGV-1, PA-457 (bevirimat), ampligen, HRG214, cytolin, polymun, VGX-410, KD247, AMZ 0026, CYT 99007, A-221 HIV, BAY 50-4798, MDX010 (iplimumab), PBS119, ALG889, and PA-1050040.

5 It is also possible to combine any compound of the invention with one or more other active therapeutic agents in a unitary dosage form for simultaneous or sequential administration to a patient. The combination therapy may be administered as a simultaneous or sequential regimen. When administered sequentially, the combination may be administered in two or more administrations.

10 Co-administration of a compound of the invention with one or more other active therapeutic agents generally refers to simultaneous or sequential administration of a compound of the invention and one or more other active therapeutic agents, such that therapeutically effective amounts of the compound of the invention and one or more other active therapeutic agents are both present in the body of the patient.

15 Co-administration includes administration of unit dosages of the compounds of the invention before or after administration of unit dosages of one or more other active therapeutic agents, for example, administration of the compounds of the invention within seconds, minutes, or hours of the administration of one or more other active therapeutic agents. For example, a unit dose of a compound of the invention can be administered first, followed within seconds or minutes by administration of a unit dose of one or more other active therapeutic agents. Alternatively, a unit dose of one or more other therapeutic agents can be administered first, followed by administration of a unit dose of a compound of the invention within seconds or minutes. In some cases, it may be desirable to administer a unit dose of a compound

20 of the invention first, followed, after a period of hours (e.g., 1-12 hours), by administration of a unit dose of one or more other active therapeutic agents. In other cases, it may be desirable to administer a unit dose of one or more other active therapeutic agents first, followed, after a period of hours (e.g., 1-12 hours), by administration of a unit dose of a compound of the invention.

30 The combination therapy may provide “synergy” and “synergistic”, i.e. the effect achieved when the active ingredients used together is greater than the sum of the effects that results from using the compounds separately. A synergistic effect may be attained when the active ingredients are: (1) co-formulated and administered or delivered simultaneously in a combined formulation; (2) delivered by alternation or in

5 parallel as separate formulations; or (3) by some other regimen. When delivered in
alternation therapy, a synergistic effect may be attained when the compounds are
administered or delivered sequentially, e.g. in separate tablets, pills or capsules, or by
different injections in separate syringes. In general, during alternation therapy, an
effective dosage of each active ingredient is administered sequentially, i.e. serially,
10 whereas in combination therapy, effective dosages of two or more active ingredients
are administered together. A synergistic anti-viral effect denotes an antiviral effect
which is greater than the predicted purely additive effects of the individual
compounds of the combination.

In still yet another embodiment, the present application provides for methods
15 of inhibiting HCV polymerase in a cell, comprising: contacting a cell infected with
HCV with an effective amount of a compound of Formula I-III and Formula IV-VI, or
a pharmaceutically acceptable salt, solvate, and/or ester thereof, whereby HCV
polymerase is inhibited.

In still yet another embodiment, the present application provides for methods
20 of inhibiting HCV polymerase in a cell, comprising: contacting a cell infected with
HCV with an effective amount of a compound of Formula I-III and Formula IV-VI, or
a pharmaceutically acceptable salt, solvate, and/or ester thereof, and at least one
additional active therapeutic agent, whereby HCV polymerase is inhibited.

In still yet another embodiment, the present application provides for methods
25 of inhibiting HCV polymerase in a cell, comprising: contacting a cell infected with
HCV with an effective amount of a compound of Formula I-III and Formula IV-VI, or
a pharmaceutically acceptable salt, solvate, and/or ester thereof, and at least one
additional active therapeutic agent selected from the group consisting of one or more
interferons, ribavirin or its analogs, HCV NS3 protease inhibitors, NS5a inhibitors,
30 alpha-glucosidase 1 inhibitors, hepatoprotectants, mevalonate decarboxylase
antagonists, antagonists of the renin-angiotensin system, other anti-fibrotic agents,
endothelin antagonists, nucleoside or nucleotide inhibitors of HCV NS5B polymerase,
non-nucleoside inhibitors of HCV NS5B polymerase, HCV NS5A inhibitors, TLR-7

5 agonists, cyclophilin inhibitors, HCV IRES inhibitors, pharmacokinetic enhancers
and other drugs for treating HCV; or mixtures thereof.

In still yet another embodiment, the present application provides for methods
of treating HCV in a patient, comprising: administering to the patient a therapeutically
effective amount of a compound of Formula I-III and Formula IV-VI, or a
10 pharmaceutically acceptable salt, solvate, and/or ester thereof.

In still yet another embodiment, the present application provides for methods
of treating HCV in a patient, comprising: administering to the patient a therapeutically
effective amount of a compound of Formula I-III and Formula IV-VI, or a
pharmaceutically acceptable salt, solvate, and/or ester thereof, and at least one
15 additional active therapeutic agent, whereby HCV polymerase is inhibited.

In still yet another embodiment, the present application provides for methods
of treating HCV in a patient, comprising: administering to the patient a therapeutically
effective amount of a compound of Formula I-III and Formula IV-VI, or a
pharmaceutically acceptable salt, solvate, and/or ester thereof, and at least one
20 additional active therapeutic agent selected from the group consisting of one or more
interferons, ribavirin or its analogs, HCV NS3 protease inhibitors, NS5a inhibitors,
alpha-glucosidase 1 inhibitors, hepatoprotectants, mevalonate decarboxylase
antagonists, antagonists of the renin-angiotensin system, other anti-fibrotic agents,
endothelin antagonists, nucleoside or nucleotide inhibitors of HCV NS5B polymerase,
25 non-nucleoside inhibitors of HCV NS5B polymerase, HCV NS5A inhibitors, TLR-7
agonists, cyclophilin inhibitors, HCV IRES inhibitors, pharmacokinetic enhancers
and other drugs for treating HCV; or mixtures thereof.

In still yet another embodiment, the present application provides for the use of
a compound of the present invention, or a pharmaceutically acceptable salt, solvate,
30 and/or ester thereof, for the preparation of a medicament for treating an HCV
infection in a patient.

Metabolites of the Compounds of the Invention

Also falling within the scope of this invention are the *in vivo* metabolic
products of the compounds described herein, to the extent such products are novel and

5 unobvious over the prior art. Such products may result for example from the
oxidation, reduction, hydrolysis, amidation, esterification and the like of the
administered compound, primarily due to enzymatic processes. Accordingly, the
invention includes novel and unobvious compounds produced by a process
comprising contacting a compound of this invention with a mammal for a period of
10 time sufficient to yield a metabolic product thereof. Such products typically are
identified by preparing a radiolabelled (e.g. ^{14}C or ^3H) compound of the invention,
administering it parenterally in a detectable dose (e.g. greater than about 0.5 mg/kg) to
an animal such as rat, mouse, guinea pig, monkey, or to man, allowing sufficient time
for metabolism to occur (typically about 30 seconds to 30 hours) and isolating its
15 conversion products from the urine, blood or other biological samples. These
products are easily isolated since they are labeled (others are isolated by the use of
antibodies capable of binding epitopes surviving in the metabolite). The metabolite
structures are determined in conventional fashion, e.g. by MS or NMR analysis. In
general, analysis of metabolites is done in the same way as conventional drug
20 metabolism studies well-known to those skilled in the art. The conversion products,
so long as they are not otherwise found *in vivo*, are useful in diagnostic assays for
therapeutic dosing of the compounds of the invention even if they possess no HCV
polymerase inhibitory activity of their own.

Recipes and methods for determining stability of compounds in surrogate
25 gastrointestinal secretions are known. Compounds are defined herein as stable in the
gastrointestinal tract where less than about 50 mole percent of the protected groups
are deprotected in surrogate intestinal or gastric juice upon incubation for 1 hour at
37°C. Simply because the compounds are stable to the gastrointestinal tract does not
mean that they cannot be hydrolyzed *in vivo*. The prodrugs of the invention typically
30 will be stable in the digestive system but may be substantially hydrolyzed to the
parental drug in the digestive lumen, liver or other metabolic organ, or within cells in
general.

Examples

35

- 5 Certain abbreviations and acronyms are used in describing the experimental details. Although most of these would be understood by one skilled in the art, Table 1 contains a list of many of these abbreviations and acronyms.

Table 1. List of abbreviations and acronyms.

Abbreviation	Meaning
Ac ₂ O	acetic anhydride
AIBN	2,2'-azobis(2-methylpropionitrile)
Bn	benzyl
BnBr	benzylbromide
BSA	bis(trimethylsilyl)acetamide
BzCl	benzoyl chloride
CDI	carbonyl diimidazole
DABCO	1,4-diazabicyclo[2.2.2]octane
DBN	1,5-diazabicyclo[4.3.0]non-5-ene
DDQ	2,3-dichloro-5,6-dicyano-1,4-benzoquinone
DBU	1,5-diazabicyclo[5.4.0]undec-5-ene
DCA	dichloroacetamide
DCC	dicyclohexylcarbodiimide
DCM	dichloromethane
DMAP	4-dimethylaminopyridine
DME	1,2-dimethoxyethane
DMTCI	dimethoxytrityl chloride
DMSO	dimethylsulfoxide
DMTr	4, 4'-dimethoxytrityl
DMF	dimethylformamide
EtOAc	ethyl acetate
ESI	electrospray ionization
HMDS	hexamethyldisilazane

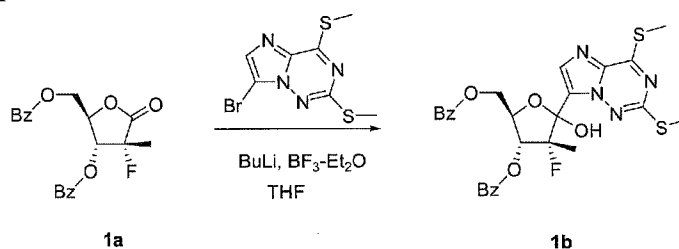
HPLC	High pressure liquid chromatography
LDA	lithium diisopropylamide
LRMS	low resolution mass spectrum
MCPBA	meta-chloroperbenzoic acid
MeCN	acetonitrile
MeOH	methanol
MMTC	mono methoxytrityl chloride
m/z or m/e	mass to charge ratio
MH ⁺	mass plus 1
MH ⁻	mass minus 1
MsOH	methanesulfonic acid
MS or ms	mass spectrum
NBS	N-bromosuccinimide
Ph	phenyl
rt or r.t.	room temperature
TBAF	tetrabutylammonium fluoride
TMSCl	chlorotrimethylsilane
TMSBr	bromotrimethylsilane
TMSI	iodotrimethylsilane
TMSOTf	(trimethylsilyl)trifluoromethylsulfonate
TEA	triethylamine
TBA	tributylamine
TBAP	tributylammonium pyrophosphate
TBSCl	t-butyltrimethylsilyl chloride
TEAB	triethylammonium bicarbonate
TFA	trifluoroacetic acid
TLC or tlc	thin layer chromatography
Tr	triphenylmethyl
Tol	4-methylbenzoyl

Turbo Grignard	1:1 mixture of isopropylmagnesium chloride and lithium chloride
δ	parts per million down field from tetramethylsilane

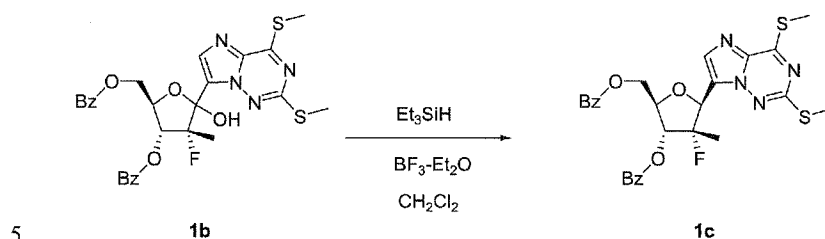
5

Preparation of Compounds

Compound 1



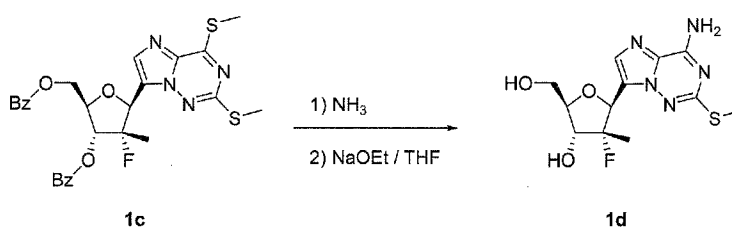
10 To a suspension of 7-bromo-2,4-bis-methylsulfanyl-imidazo[2,1-f][1,2,4]triazine (prepared according to WO2008116064, 500 mg, 1.72 mmol) in anhydrous THF (5 mL) was dropwise added BuLi (1.6 M in hexanes, 1.61 mL, 2.41 mmol) at -78°C . The suspension became red brown solution after 5 min, and then a mixture of **1a** (prepared according to WO 200631725, 675 mg, 1.81 mmol) and boron trifluoride etherate (2.40 mL, 1.89 mmol) in THF (5 mL) was added dropwise to the mixture. After stirring for 2 h at -78°C , saturated NH_4Cl was added to quench the reaction. The mixture was diluted with ethyl acetate; the organic layer was washed with brine and concentrated *in vacuo*. The residue was purified by silica gel column chromatography (EtOAc / hexanes), affording **1b** as a rich yellow foam (650 mg, 20 67%). ^1H NMR (400 MHz, CDCl_3): δ 8.13 (d, 2H), 8.03 (d, 2H), 7.81 (d, 1H), 7.59 (t, 1H), 7.45 (m, 3H), 7.36 (t, 2H), 6.40 (brs, 1H), 6.01 (dd, 1H), 4.78 (m, 2H), 4.60 (dd, 1H), 2.68 (s, 3H), 2.45 (s, 3H), 1.62 (d, 3H). ^{19}F NMR (376 MHz, CDCl_3): δ -167.5. MS = 585.1 ($\text{M} + \text{H}^+$).



To a solution of **1b** (820 mg, 1.40 mmol) in dichloromethane (20 mL) were added boron trifluoride etherate (2 mL) and triethylsilane (2 mL), and stirred at room temperature for 16 h. Additional boron trifluoride etherate (1 mL) and triethylsilane (1 mL) were added, and stirred for 7 d. The mixture was diluted with

10 dichloromethane and saturated sodium bicarbonate. The organic layer was washed sequentially with water, saturated ammonium chloride and brine, dried over magnesium sulfate, and concentrated. The residue was purified by silica gel column chromatography (EtOAc / hexanes), affording **1c** (605 mg, 76%). ¹H NMR (400 MHz, CDCl₃): δ 8.10 (d, *J* = 7.2 Hz, 2H), 8.00 (d, *J* = 7.2 Hz, 2H), 7.66 (s, 1H), 7.61

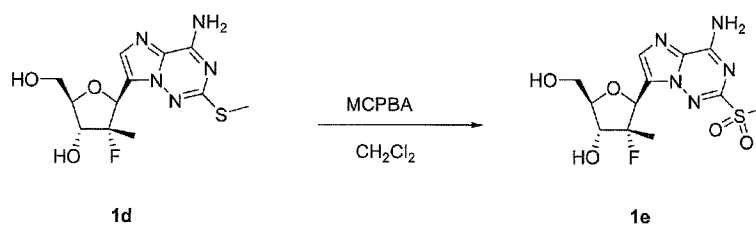
15 (t, *J* = 7.2 Hz, 1H), 7.53 (t, *J* = 7.2 Hz, 1H), 7.46 (t, *J* = 7.2 Hz, 2H), 7.38 (t, *J* = 7.2 Hz, 2H), 5.78 (m, 2H), 4.80 (dd, 1H), 4.68 (m, 1H), 4.60 (dd, 1H), 2.68 (s, 3H), 2.65 (s, 3H), 1.32 (d, 3H). ¹⁹F NMR (376 MHz, CDCl₃): δ -149.9. MS = 569.1 (M + H⁺).



20 Compound **1c** (635 mg, 1.12 mmol) was placed in a steel bomb reactor. Liquid ammonia (~30 mL) was charged and the bomb reactor was tightly sealed. The mixture was stirred at 50°C for 16 h. After cooling to room temperature, ammonia was evaporated and the solid residue was dissolved in THF (10 mL) and MeOH (10 mL). Sodium ethoxide (25% wt. 0.63 mL) was added and stirred at 60°C for 40 min.

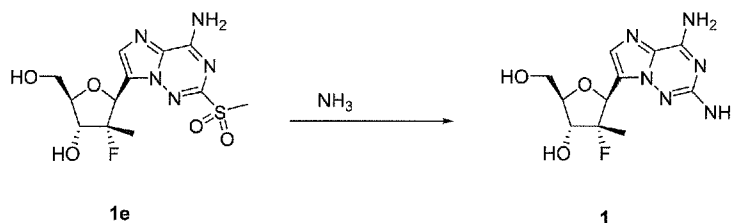
5 The mixture was neutralized with AcOH and concentrated. The residue was purified by RP HPLC, affording the product **1d** (175 mg, 48%). ¹H NMR (400 MHz, DMSO-d₆): δ 8.21 (brs, 2H), 7.60 (s, 1H), 5.45 (brs, 1H), 5.43 (d, 1H), 4.91 (t, 1H), 3.92 (m, 1H), 3.76 (m, 2H), 3.57 (m, 1H), 2.44 (s, 3H), 1.09 (d, 3H). ¹⁹F NMR (376 MHz, DMSO-d₆): δ -153.5. MS = 330.1 (M + H⁺).

10



To a solution of **1d** (175 mg, 0.53 mmol) in dichloromethane (11 mL) was added MCPBA (370 mg, ~1.5 mmol) and stirred at room temperature for 16 h. The mixture was concentrated, affording crude **1e** which was used for the next reaction without purification. MS = 362.0 (M + H⁺).

15

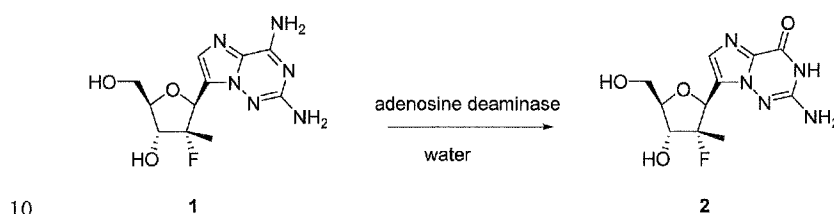


Compound **1e** (obtained from the previous reaction) was placed in a steel bomb reactor. Liquid ammonia (~30 mL) was charged, and the bomb reactor was tightly sealed. The mixture was stirred at 115°C for 3 d. After cooling to room temperature, ammonia was evaporated. The solid residue was purified by RP HPLC, affording compound **1** (105 mg, 66% in two steps). ¹H NMR (400 MHz, D₂O): δ 7.31 (s, 1H), 5.43 (d, *J* = 25.2 Hz, 1H), 4.07 (dd, *J* = 9.6, 23.2, 1H), 3.89 (m, 1H), 3.83 (dd,

20

5 $J = 2.4, 12.8$ Hz, 1H), 3.67 (dd, $J = 4.8, 12.8$ Hz, 1H), 1.05 (d, $J = 22.8$ Hz, 3H). ^{19}F NMR (376 MHz, D_2O): $\delta -153.5$. MS = 299.2 ($\text{M} + \text{H}^+$).

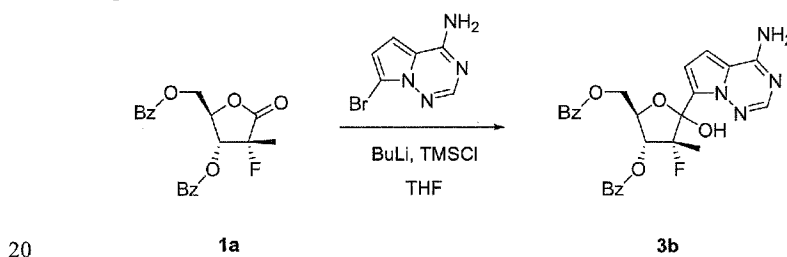
Compound 2



To a solution of compound 1 (82 mg, 0.28 mmol) in water (340 mL) was added adenosine deaminase (A5168 bovine spleen type IX from Sigma-Aldrich, 0.125 Unit per mL of water) and stirred at 37°C for 4 h. The mixture was concentrated and purified by RP HPLC, affording compound 2 (56 mg, 68%). ^1H NMR (400 MHz, D_2O): δ 7.35 (s, 1H), 5.46 (d, $J = 25.2$ Hz, 1H), 4.08 (dd, $J = 9.6, 22.6$, 1H), 3.93 (m, 1H), 3.87 (dd, $J = 2.4, 12.8$ Hz, 1H), 3.71 (dd, $J = 4.8, 12.8$ Hz, 1H), 1.12 (d, $J = 23.2$ Hz, 3H). ^{19}F NMR (376 MHz, D_2O): $\delta -153.4$. MS = 300.2 ($\text{M} + \text{H}^+$).

15

Compound 3

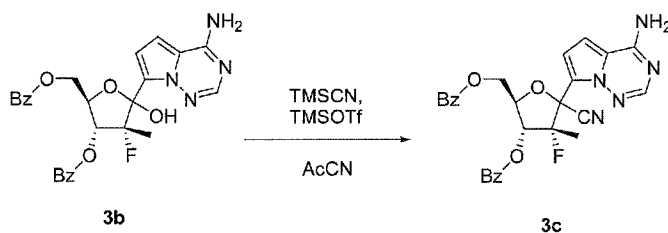


To a suspension of 7-bromo-pyrrolo[2,1-f][1,2,4]triazin-4-ylamine (prepared according to WO2007056170, 2.13 g, 10 mmol) in THF (20 mL) was added TMSCl (2.66 mL, 21 mmol) and stirred at room temperature for 16 h under argon. After cooling to -78°C, a solution of BuLi (1.6 M, 21 mL, 33 mmol) in hexanes was added

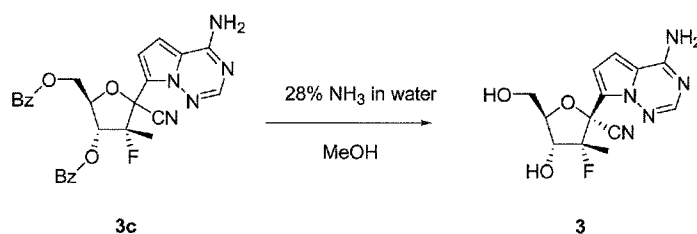
5 dropwise. The mixture was stirred for 1 h at the same temperature. A solution of **1a**
(prepared according to WO 200631725, 4.46 g, 12 mmol) in THF (10 mL) was then
added. After stirring for 2 h at -78°C , saturated ammonium chloride was added to
quench the reaction. The mixture was extracted with ethyl acetate. The organic
extract was concentrated *in vacuo*. The residue was purified by silica gel
10 chromatography (ethyl acetate / hexanes), affording **3b** as a yellow solid (1.6 g, 32%).
MS = 507.1 ($\text{M} + \text{H}^+$).

**Alternative procedure for Compound 3b using 1,2-bis-
[(chlorodimethyl)silanyl]ethane instead of chlorotrimethylsilane**

15 To a suspension of 7-bromo-pyrrolo[2,1-f][1,2,4]triazin-4-ylamine (500 mg,
2.35 mmol) in THF (6.5 mL) was added BuLi (1.6 M in hexanes, 1.6 mL) at -78°C .
After 30 min., a solution of 1,2-bis-[(chlorodimethyl)silanyl]ethane (538 mg, 2.4
mmol) in THF (1.2 mL) was added. After 45 min., BuLi (1.6 mL) was added. After
20 an additional 30 min., BuLi (1.5 mL) was added. After 30 min., a solution of **1a** (610
mg, 1.64 mmol) in THF (2 mL) was then added dropwise. The resulting mixture was
stirred at -78°C for 2 h under argon. Acetic acid (0.7 mL) was added dropwise to
quench the reaction, followed by addition of saturated ammonium chloride. The
mixture was extracted with ethyl acetate. The organic extract was concentrated *in*
25 *vacuo*. The residue was purified by silica gel chromatography (ethyl acetate /
hexanes), affording **3b** (320 mg, 40%). The starting **1a** was also recovered (350 mg)
from the chromatography.



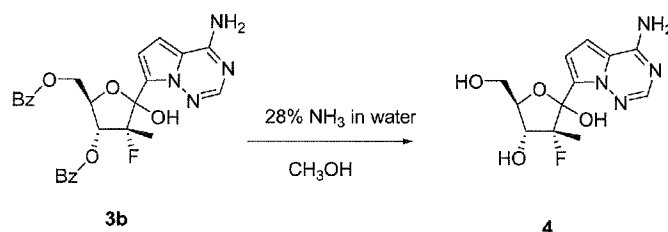
5 To a solution of compound **3b** (50 mg, 0.1 mmol) and TMSCN (67 μ L, 0.5 mmol) in acetonitrile (2.0 mL) at 0°C was added TMSOTf (91 μ L, 0.5 mmol). The reaction mixture was stirred at room temperature for 1 h, then at 65°C for 3 d. The reaction was quenched with saturated NaHCO₃ at room temperature, and diluted with CH₃CO₂Et. The organic phase was separated, washed with brine, dried over Na₂SO₄,
 10 filtered and concentrated. The residue was purified by RP-HPLC (acetonitrile / water), to give the desired compound **3c** (28 mg, 54%). MS = 516.1 (M + H⁺).



To a solution of **3c** (56 mg, 0.11 mmol) in methanol (1.2 mL) was added
 15 ammonium hydroxide (28% in water, 0.8 mL) and stirred at room temperature for 16 h. The mixture was concentrated and the residue was purified by RP HPLC (water / acetonitrile), affording compound **3** (20 mg, 60%). ¹H NMR (500 MHz, D₂O): δ 7.88 (s, 1H), 7.07 (d, 1H), 6.92 (d, 1H), 4.17 (m, 2H), 4.04 (dd, 1H), 3.87 (dd, 1H), 1.15 (d, 3H). MS = 308.1 (M + H⁺).

20

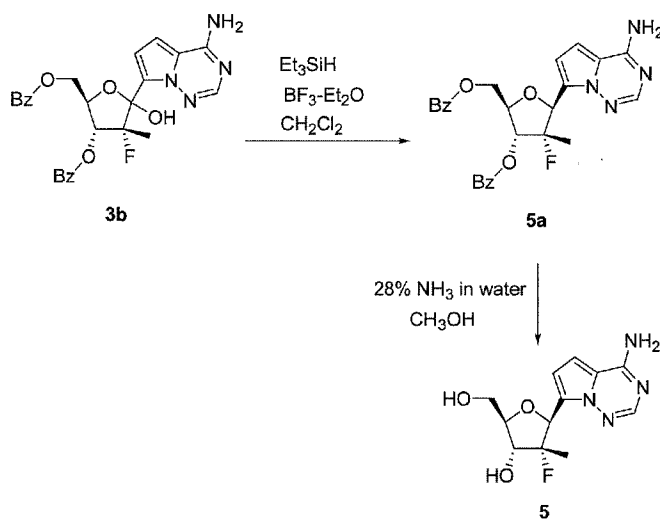
Compound 4



5 To a solution of compound **3b** (60 mg, 0.12 mmol) in methanol (0.5 mL) was added ammonium hydroxide (28% in water, 0.5 mL) and stirred at room temperature for 16 h. The mixture was concentrated and the residue was purified by RP HPLC (water / acetonitrile), affording compound **4** (25 mg, 70%). MS = 299.1 (M + H⁺).

10

Compound 5



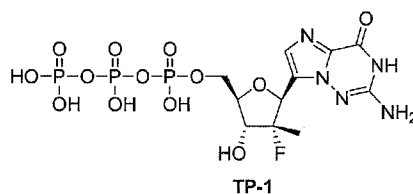
15 Compound **3b** was converted to compound **5a** by a procedure similar to conversion of **1b** to **1c**. Compound **5a** was then converted to compound **5** by a procedure similar to conversion of **3c** to **3**. ¹H NMR (300 MHz, D₂O): δ 7.68 (s, 1H), 6.75 (d, *J* = 4.5 Hz, 1H), 6.65 (d, *J* = 4.5 Hz, 1H), 5.65 (d, *J* = 25.2 Hz, 1H), 3.95 (m, 3H), 3.74 (dd, 1H), 0.98 (d, *J* = 22.8 Hz, 3H). ¹⁹F NMR (282 MHz, D₂O): δ -154.2. MS = 283.2 (M + H⁺).

20

General procedure for preparation of a nucleoside triphosphate:

5 To a pear-shaped flask (5-15 mL) is charged with a nucleoside (~20 mg).
Trimethyl phosphate (0.5-1.0 mL) is added. The solution is cooled with ice-water
bath. POCl₃ (40-45 mg) is added and stirred at 0°C until the reaction is complete (1 to
4 h; the reaction progress is monitored by ion-exchange HPLC; analytical samples are
prepared by taking ~3 μL of the reaction mixture and diluting it with 1.0 M
10 Et₃NH₂CO₃ (30-50 μL)). A solution of pyrophosphate-Bu₃N (250 mg) and Bu₃N (90-
105 mg) in acetonitrile or DMF (1-1.5 mL) is then added. The mixture is stirred at
0°C for 0.3 to 2.5 h, and then the reaction is quenched with 1.0 M Et₃NH₂CO₃ (~5
mL). The resulting mixture is stirred for additional 0.5-1 h while warming up to room
temperature. The mixture is concentrated to dryness, re-dissolved in water (4 mL),
15 and purified by ion exchange HPLC. The fractions containing the desired product is
concentrated to dryness, dissolved in water (~5 mL), concentrated to dryness, and
again dissolved in water (~5 mL). NaHCO₃ (30-50 mg) is added and concentrated to
dryness. The residue is dissolved in water and concentrated to dryness again. This
process is repeated 2-5 times. The residue is then subjected to C-18 HPLC
20 purification, affording the desired product as a sodium or salt. Alternatively, the
crude reaction mixture is subjected to C-18 HPLC first and then ion exchange HPLC
purification to afford the desired product as a triethylammonium salt.

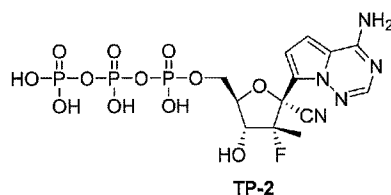
Compound TP-1



Compound TP-1 was prepared by the general method using **Compound 2** as starting material. ¹H NMR (300 MHz, D₂O): δ 7.44 (s, 1H), 5.45 (d, *J* = 25.5 Hz, 1H), 4.0-4.4 (m, 4H), 3.05 (m, NCH₂CH₃), 1.10 (m, NCH₂CH₃ and 2'-C-CH₃). ³¹P

- 5 NMR (121.4 MHz, D₂O): δ -9.5 (d, J = 22.1 Hz), -11.0 (d, J = 19.9 Hz), -23.2 (t, J = 23.0 Hz). ¹⁹F NMR (282 MHz, D₂O): δ -153.9.

Compound TP-2

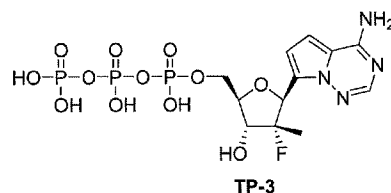


10

Compound TP-2 was prepared by the general method using **Compound 3** as starting material. ¹H NMR (300 MHz, D₂O): δ 7.82 (s, 1H), 7.03 (d, 1H), 6.90 (d, 1H), 4.1-4.4 (m, 4H), 3.05 (m, NCH₂CH₃), 1.10 (m, NCH₂CH₃ and 2'-C-CH₃). ³¹P NMR (121.4 MHz, D₂O): δ -10.7 (d, J = 19.5 Hz), -11.3 (d, J = 19.8 Hz), -23.1 (t, J = 19.8 Hz).

15

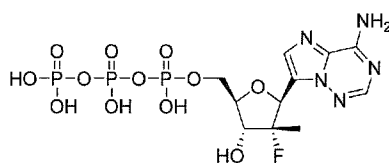
Compound TP-3



20

Compound TP-3 was prepared by the general method using **Compound 5** as starting material. ¹H NMR (300 MHz, D₂O): δ 7.73 (s, 1H), 6.87 (d, 1H), 6.82 (d, 1H), 5.71 (d, J = 24.6 Hz, 1H), 4.0-4.4 (m, 4H), 3.05 (m, NCH₂CH₃), 1.14 (m, NCH₂CH₃), 1.00 (d, J = 22.8 Hz, 3H, 2'-C-CH₃). ³¹P NMR (121.4 MHz, D₂O): δ -8.1 (d, J = 22.1 Hz), -11.1 (d, J = 19.9 Hz), -22.7 (t, J = 23.0 Hz). ¹⁹F NMR (282 MHz, D₂O): δ -155.6. MS = 520.9 (M - H⁺).

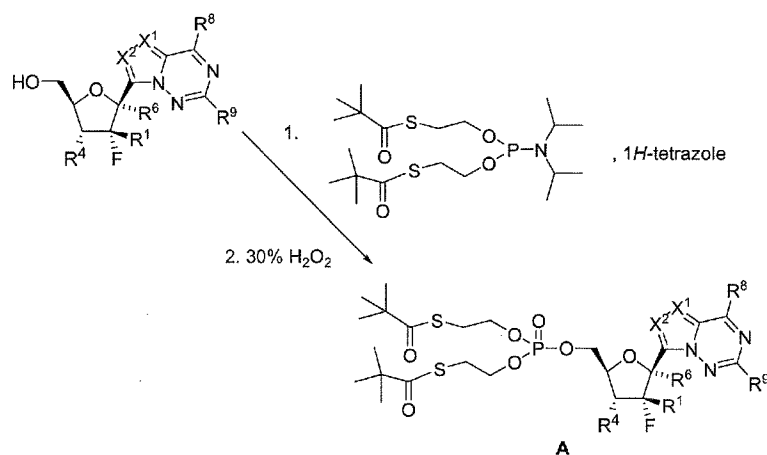
25

5 **Compound TP-8a****TP-8a**

Compound TP-8a was prepared by the general method using **Compound 8** as starting material. ^1H NMR (300 MHz, D_2O): δ 7.95 (s, 1H), 7.68 (s, 1H), 5.63 (d, J = 25.5 Hz, 1H), 4.0-4.4 (m, 4H), 3.05 (m, NCH_2CH_3), 1.10 (m, NCH_2CH_3 and 2'- $\text{C}-\text{CH}_3$). ^{31}P NMR (121.4 MHz, D_2O): δ -9.20 (d, J = 22.1 Hz), -11.07 (d, J = 19.9 Hz), -23.82 (t, J = 23.0 Hz). ^{19}F NMR (282 MHz, D_2O): δ -155.9. MS = 521.6 ($\text{M} - \text{H}^+$).

General procedure for preparation of a nucleoside prodrug (Method A):

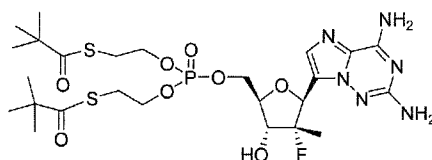
15



To a solution of a nucleoside (0.1 mmol) in trimethylphosphite (1.0 mL) are added *1H*-tetrazole (42 mg, 0.6 mmol) followed by addition of 2,2-dimethyl-thiopropionic acid S-(2-((diisopropylamino)-[2-(2,2-dimethyl-propionyl)sulfanyl)]-ethyl)ethyl-

5 ethoxy]-phosphanyloxy}-ethyl) ester (prepared according to *J. Med. Chem.*, **1985**, 38, 3941, 90 mg, 0.2 mmol) at 0°C. After stirring for 2 h, 30% hydrogen peroxide in H₂O (140 μL) was added to the mixture. The mixture was then allowed to warm up to room temperature. After 30 min stirring, 1 M Na₂S₂O₃ in H₂O (5 mL) was added to quench the reaction. The organic layer was washed with saturated aqueous Na₂CO₃ (10 mL x 2), brine, concentrated *in vacuo*. The residue was purified by RP-HPLC (MeCN-H₂O gradient) to afford a prodrug A.

Compound A-1



A-1

15

Compound A-1 was prepared by Method A using compound **1** as starting material. ¹H NMR (400 MHz, CDCl₃): δ 7.42 (s, 1H), 5.47 (d, *J* = 26.4 Hz, 1H), 4.95 (brs, 2H), 4.59 (m, 2H), 4.35 (m, 1H, 4'-H), 4.18 (m, 2H, 5'-H), 4.10 (m, 4H), 3.13 (m, 4H), 1.24 (d, 3H), 1.22 (s, 9H), 1.19 (d, 9H). ³¹P NMR (161.9 MHz, CDCl₃): δ -1.26. MS = 667.1 (M + H⁺).

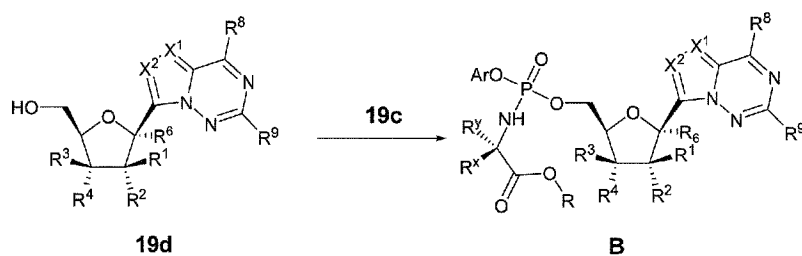
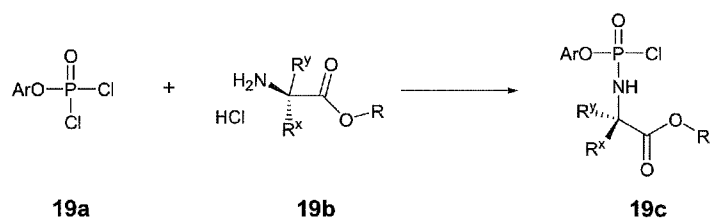
20

General procedure for preparation of a nucleoside prodrug (Method B):

Non-limiting examples of mono-phosphoramidate prodrugs comprising the instant invention may be prepared according to general Scheme 1.

25

Scheme 1



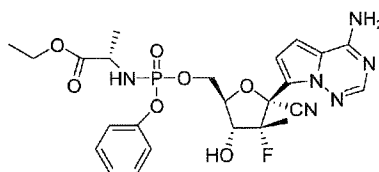
5

The general procedure comprises the reaction of an amino acid ester salt **19b**, e.g., HCl salt, with an aryl dichlorophosphate **19a** in the presence of about two to ten equivalents of a suitable base to give the phosphoramidate **19c**. Suitable bases include, but are not limited to, imidazoles, pyridines such as lutidine and DMAP, tertiary amines such as triethylamine and DABCO, and substituted amidines such as DBN and DBU. Tertiary amines are particularly preferred. Preferably, the product of each step is used directly in the subsequent steps without recrystallization or chromatography. Specific, but non-limiting, examples of **19a**, **19b**, and **19c** can be found in WO 2006/121820 that is hereby incorporated by reference in its entirety. A nucleoside base **19d** reacts with the phosphoramidate **19c** in the presence of a suitable base. Suitable bases include, but are not limited to, imidazoles, pyridines such as lutidine and DMAP, tertiary amines such as triethylamine and DABCO, and substituted amidines such as DBN and DBU. The product **B** may be isolated by recrystallization and/or chromatography.

20

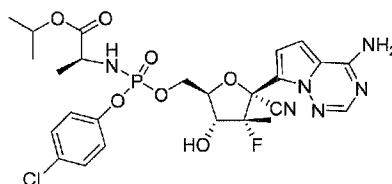
Compound B-1

5

**B-1**

Phenyl ethoxyalaninyl phosphorochloridate (124 mg, 0.42 mmol; prepared according to McGuigan et al, *J. Med. Chem.* **1993**, 36, 1048–1052) was added to a mixture of **Compound 3** (20 mg, 0.065 mmol) and *N*-methylimidazole (42 μ L, 0.52 mmol) in anhydrous trimethyl phosphate (0.8 mL). The reaction mixture is stirred for 3 h at room temperature, and then methanol was added to quench the reaction. The methanol solvent is removed under reduced pressure. The residue was purified by reverse-phase HPLC and then by silica gel column chromatography (100% ethyl acetate), affording compound **B-1** (10 mg, 27%). ^{31}P NMR (121.4 MHz, CDCl_3): δ - 3.42, 3.77. MS = 563.0 ($\text{M} + \text{H}^+$), 561.0 ($\text{M} - \text{H}^+$).

15

Compound B-2**B-2**

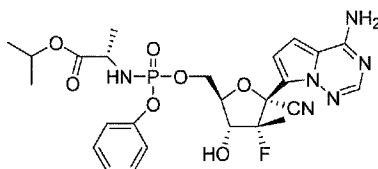
20

About 3.1 mmol of 4-chlorophenyl 2-propoxyalaninyl phosphorochloridate (prepared according to McGuigan et al, *J. Med. Chem.* **1993**, 36, 1048–1052) is added to a mixture of about 0.5 mmol of **Compound 3** and about 3.8 mmol of *N*-methylimidazole in about 3 mL anhydrous trimethyl phosphate. The reaction mixture is stirred for about one hour to 24 hours at room temperature and methanol is added to

25

- 5 quench the reaction. The methanol solvent is removed under reduced pressure. The residue is purified by reverse-phase HPLC to give compound **B-2**.

Compound B-3



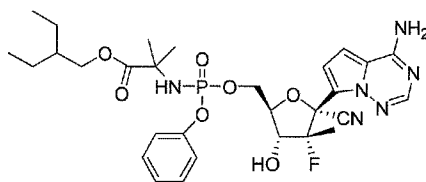
10

B-3

Compound B-3 was obtained by a similar procedure used for compound **B-1**.

^{31}P NMR (121.4 MHz, CDCl_3): δ -3.50, 3.76. MS = 577.2 ($\text{M} + \text{H}^+$).

15 **Compound B-4**

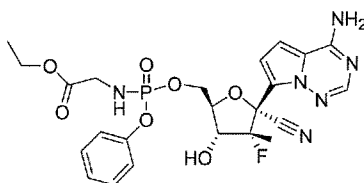


B-4

Compound B-4 was obtained by a similar procedure used for compound **B-1**.

20 ^{31}P NMR (162 MHz, CD_3OD): δ 2.2. MS = 633.4 ($\text{M} + \text{H}^+$).

Compound B-5

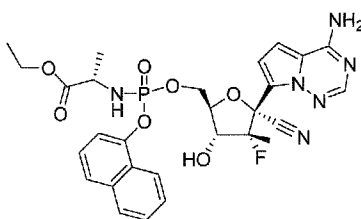


5

B-5

Compound B-5 was obtained by a similar procedure used for compound **B-1**.

^{31}P NMR (162 MHz, CDCl_3): δ 4.15, 4.27. MS = 549.3 ($\text{M} + \text{H}^+$).

Compound B-6

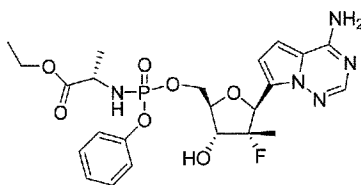
10

B-6

Compound B-6 was obtained by a similar procedure used for compound **B-1**.

^{31}P NMR (162 MHz, CDCl_3): δ 3.50, 4.07. MS = 613.1 ($\text{M} + \text{H}^+$).

15

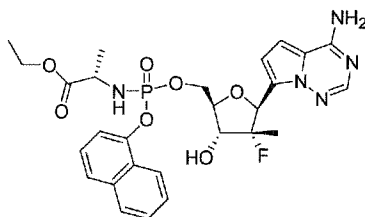
Compound B-7**B-7**

20

Compound B-7 was obtained by a similar procedure used for compound **B-1**,

using compound **5** as parent nucleoside. ^{31}P NMR (162 MHz, CDCl_3): δ 3.37, 3.97. MS = 538.1 ($\text{M} + \text{H}^+$).

Compound B-8



5

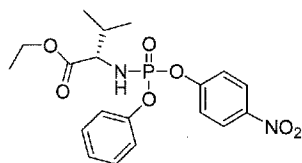
B-8

Compound B-8 was obtained by a similar procedure used for compound **B-1**, using compound **5** as parent nucleoside. ^{31}P NMR (162 MHz, CDCl_3): δ 3.69, 4.39.

10 MS = 588.1 ($\text{M} + \text{H}^+$).

15

Alternative procedure for preparation of a nucleoside prodrug (Method C):



20

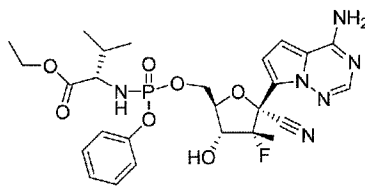
C-1a

Into a flask containing ethyl *L*-valine hydrochloride (2.5 g, 13.8 mmol, 1 equiv.) was added CH_2Cl_2 (46 mL, 0.3 M) and phenyl dichlorophosphate (2.1 mL, 13.8 mmol, 1 equiv.) before being cooled to -10°C . After 10 minutes, TEA (3.8 mL, 13.8 mmol, 1 equiv.) was added slowly to the reaction mixture over five minutes. The reaction was allowed to proceed for an hour before *p*-nitrophenol (1.9 g, 13.8 mmol,

25

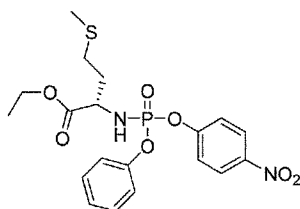
5 1 equiv.) was added to the reaction mixture followed by addition of more TEA (3.8 mL, 13.8 mmol, 1 equiv.) over five minutes. The reaction was allowed to warm up and proceed for another two hours. The reaction was concentrated *in vacuo* and taken up in diethyl ether (200 mL). The insoluble salts were filtered off and the filtrate concentrated *in vacuo*. Flash column chromatography was carried out using 4/1 Hex /
 10 EtOAc to furnish a clear oil as **C-1a**.
¹H NMR (400 MHz, CDCl₃): δ 8.21 (s, 2 H), 7.41 – 7.20 (m, 7 H), 4.22 – 4.05 (m, 3 H), 2.46 (s, 2 H), 1.99 (dd, *J* = 23.0, 20.1 Hz, 2 H), 1.68 (s, 1 H), 1.20 – 1.05 (m, 8 H).
³¹P NMR (162 MHz, CDCl₃): δ -2.79 (dd, *J* = 28.0, 4.2 Hz).
 LC MS *m/z* 422.99 [M + H⁺].

15

Compound C-1**C-1**

Into a flask containing **compound 3** (70 mg, 0.23 mmol, 1 equiv.) was added
 20 THF (1 mL, 0.2 M) and NMP (1 mL, 0.2 M) before cooling to 0°C. *t*-BuMgCl (560 μL, 2.5 equiv., 1M THF) was added slowly and allowed to stir for 5 minutes before the above phenolate **C-1a** (207 mg, 0.46 mmol, 2 equiv. dissolved in 500 μL of THF) was added. The reaction mixture was warmed to 50°C. The reaction was monitored by LCMS. Once the reaction was complete, the mixture was then concentrated *in*
 25 *vacuo*, and the residue was purified by HPLC, affording **Compound C-1**.
¹H NMR (400 MHz, CDCl₃) δ 7.87 (s, 1 H), 7.24 – 7.10 (m, 4 H), 7.03 (t, *J* = 7.2 Hz, 1H), 6.81 (d, *J* = 4.6 Hz, 1 H), 6.52 (d, *J* = 4.7 Hz, 1 H), 5.61 (s, 2H), 4.46 (dd, *J* = 24.0, 11.4 Hz, 2 H), 4.33 – 4.14 (m, 2 H), 4.06 (dt, *J* = 7.2, 4.2 Hz, 2 H), 3.82 – 3.70 (m, 1 H), 3.63 (t, *J* = 10.6 Hz, 2 H), 1.98 (s, 1 H), 1.17 (dd, *J* = 14.8, 7.6 Hz, 3 H),
 30 0.82 (dd, *J* = 22.8, 6.8 Hz, 6 H).

- 5 ^{31}P NMR (162 MHz, CDCl_3): d 5.11.
 ^{19}F NMR (376 MHz, CDCl_3): d -152.28.
 LC MS m/z 591.21 $[\text{M} + \text{H}^+]$.

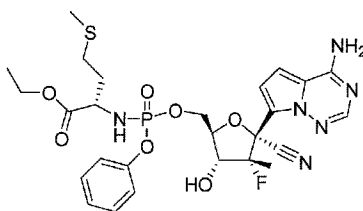


10 **C-2a**

Compound C-2a was obtained in a procedure similar to that exemplified for **Compound C-1a** but using the methionine ester.

- 15 ^1H NMR (400 MHz, CDCl_3) d 8.19 (s, 2 H), 7.44 – 7.03 (m, 7 H), 4.11 (s, 2 H), 3.81 (d, $J = 44.5$ Hz, 1H), 2.04 (s, 3 H), 1.61 (s, 2 H), 1.21 (d, $J = 6.1$ Hz, 2 H), 1.01 – 0.65 (m, 4 H).
 ^{31}P NMR (162 MHz, CDCl_3) d -2.00 (d, $J = 12.9$ Hz).
 LC MS m/z 455.03 $[\text{M} + \text{H}^+]$.

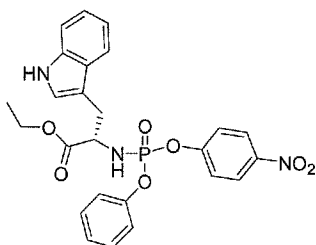
20 **Compound C-2**



C-2

Compound C-2 was obtained in a procedure similar to that exemplified for **Compound C-1** using **Compound 3** and **C-2a**.

- 5 ^1H NMR (400 MHz, CDCl_3) d 7.96 (d, $J = 15.8$ Hz, 1H), 7.40 – 7.06 (m, 13H), 6.93 (d, $J = 6.7$ Hz, 1H), 6.70 (s, 1H), 5.98 (s, 1H), 4.54 (dd, $J = 21.6, 11.7$ Hz, 2H), 4.32 (d, $J = 12.0$ Hz, 2H), 4.14 (dt, $J = 13.0, 6.4$ Hz, 4H), 2.44 (d, $J = 7.5$ Hz, 2H), 2.00 (d, $J = 16.2$ Hz, 5H), 1.89 (s, 2H), 1.35 – 1.13 (m, 7H).
- ^{31}P NMR (162 MHz, CDCl_3) d 4.12, 3.58.
- 10 ^{19}F NMR (376 MHz, CDCl_3) d -152.28 (s).
- LC MS m/z 623.27 [$\text{M} + \text{H}^+$].

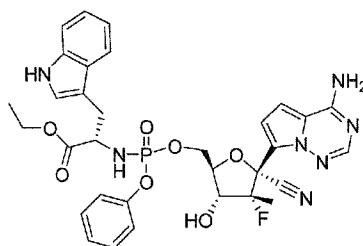


C-3a

- 15 **Compound C-3a** was obtained in a procedure similar to that exemplified for **Compound C-1a** but using a tryptophan ester.
- ^1H NMR (400 MHz, CDCl_3) d 8.18 – 8.03 (m, 3 H), 7.29 – 7.08 (m, 8 H), 7.36 – 6.98 (m, 3 H), 4.41 – 4.11 (m, 1 H), 4.15 – 3.95 (m 2 H), 3.68 – 3.80 (m, 1 H), 3.33 – 3.04 (m, 2 H), 1.06 – 1.17 (m, 3 H).
- 20 ^{31}P NMR (162 MHz, CDCl_3) d -2.87, -2.99.
- LC MS m/z 510.03 [$\text{M} + \text{H}^+$].

Compound C-3

5



C-3

Compound C-3 was obtained in a procedure similar to that exemplified for

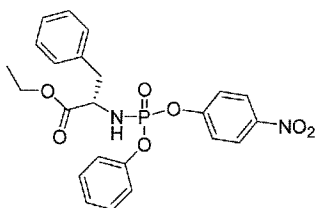
Compound C-1 using Compound 3 and C-3a.

10 ^1H NMR (400 MHz, CDCl_3) δ 8.27 (s, 1H), 7.84 (s, 1H), 7.47 (s, 1H), 7.36 – 6.77 (m, 11 H), 6.57 (s, 1 H), 4.40 – 3.96 (m, 6 H), 3.20 (s, 4 H), 2.60 (s, 1H), 1.30 – 1.04 (m, 6 H).

^{31}P NMR (162 MHz, CDCl_3) δ 4.02, 3.75

^{19}F NMR (376 MHz, CDCl_3) δ -152.13.

15 LC MS m/z 678.32 $[\text{M} + \text{H}^+]$.



C-4a

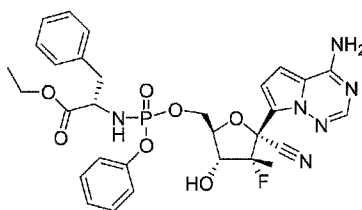
Compound C-4a was obtained in a procedure similar to that exemplified for

20 Compound C-1a by substituting the phenylalanine ester.

^1H NMR (400 MHz, CDCl_3) δ 8.15 (t, $J = 8.7$ Hz, 2H), 7.43 – 7.11 (m, 10 H), 7.04 (ddd, $J = 11.4, 6.7, 2.9$ Hz, 2 H), 4.32 (ddd, $J = 15.3, 11.3, 6.1$ Hz, 4 H), 4.15 – 3.99 (m, 7 H), 3.74 (td, $J = 11.0, 5.0$ Hz, 8 H), 3.01 (d, $J = 5.7$ Hz, 2 H), 1.17 (td, $J = 7.1, 5.2$ Hz, 2 H).

- 5 ^{31}P NMR (162 MHz, CDCl_3) d -2.97, -2.99.
LC MS m/z 471.03 [$\text{M} + \text{H}^+$].

Compound C-4



10

C-4

Compound C-4 was obtained in a procedure similar to that exemplified for **Compound C-1** using **Compound 3** and **C-4a**.

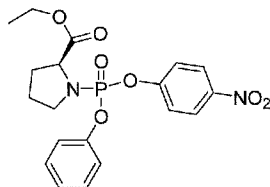
- 15 ^1H NMR (400 MHz, CDCl_3) d 7.92 (d, $J = 13.2$ Hz, 1H), 7.46 – 6.97 (m, 17H), 6.91 (s, 1H), 6.75 (s, 1H), 4.10 (dd, $J = 29.6, 19.2$ Hz, 8H), 2.97 (s, 3H), 1.32 – 1.05 (m, 7H).

^{31}P NMR (162 MHz, CDCl_3) d 5.11.

^{19}F NMR (376 MHz, CDCl_3) d -152.34 (s).

LC MS m/z 639.24 [$\text{M} + \text{H}^+$].

20

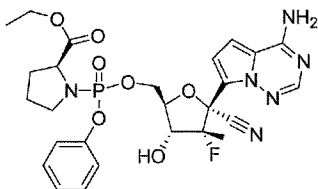


C-5a

Compound C-5a was obtained in a procedure similar to that exemplified for **Compound C-1a** but using the proline ester.

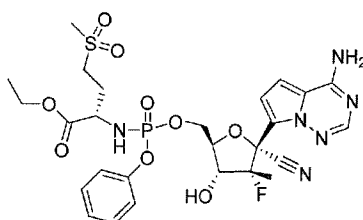
- 5 ^1H NMR (400 MHz, CDCl_3) d 8.20 (d, $J = 7.8$ Hz, 2 H), 7.45 – 7.08 (m, 7 H), 4.37 (td, $J = 8.0, 3.8$ Hz, 2 H), 4.17 – 3.98 (m, 2 H), 3.61 – 3.34 (m, 2 H), 2.21 – 1.77 (m, 3 H), 1.19 (td, $J = 7.1, 3.8$ Hz, 3 H).
 ^{31}P NMR (162 MHz, CDCl_3) d -3.92, -3.96.
LC MS m/z 420.98 $[\text{M} + \text{H}^+]$.

10

Compound C-5**C-5**

- 15 **Compound C-5** was obtained in a procedure similar to that exemplified for **Compound C-1** using **Compound 3** and **C-5a**.

- ^1H NMR (400 MHz, CDCl_3) d 7.95 (d, $J = 4.5$ Hz, 1 H), 7.39 – 7.10 (m, 4 H), 6.92 (dd, $J = 16.0, 4.6$ Hz, 1 H), 6.69 (s, 1H), 6.03 (bs, 2 H), 4.46 – 4.36 (m, 1 H), 4.36 – 3.96 (m, 4 H), 3.37 (d, $J = 58.9$ Hz, 2 H), 2.26 – 1.66 (m, 4 H), 1.39 – 1.12 (m, 8 H).
20 ^{31}P NMR (162 MHz, CDCl_3) d 3.47, 2.75.
 ^{19}F NMR (376 MHz, CDCl_3) d -152.36.
LC MS m/z 589.14 $[\text{M} + \text{H}^+]$.



5

Compound C-6

Compound C-6 was obtained in a procedure similar to that exemplified for **Compound C-1** using **Compound 3** and the sulphone analog of **C-1a**.

¹H NMR (400 MHz, CDCl₃) d 7.93 (s, 1 H), 7.89 (s, 1 H), 7.35 – 7.01 (m, 5 H), 6.93 (d, *J* = 2.8 Hz, 1 H), 6.58 (d, *J* = 2.8 Hz, 1H), 5.79 (bs, 2 H), 4.30 (s, 6 H), 4.11 (d, *J* = 7.0 Hz, 6H), 3.10 – 2.84 (m, 3 H), 2.75 (s, 3 H), 2.54 (s, 6 H), 1.31 -1.15 (m, 6 H).

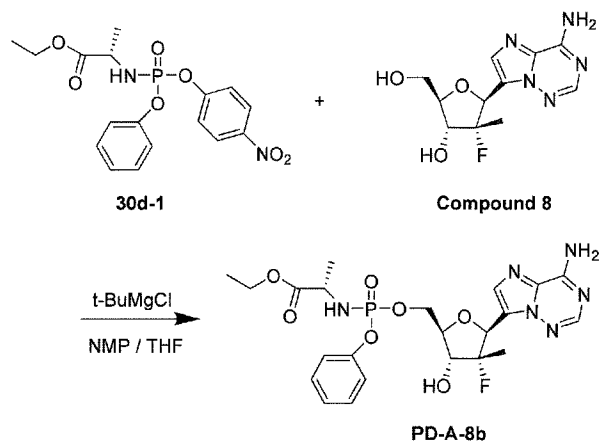
³¹P NMR (162 MHz, CDCl₃) d 3.39, 3.33.

¹⁹F NMR (376 MHz, CDCl₃) d -152.40

LC MS *m/z* 655.24 [M + H⁺].

15

Compound PD-A-8b



5

To a solution of **Compound 8** (200 mg, 0.71 mmol) in THF (1 mL) and NMP (1 mL) under an atmosphere of argon at 0°C was added tert-butyl magnesium chloride (1.0 M in THF, 1.06 mL, 1.06 mmol). After 15 minutes, compound **30d-1** (280 mg, 0.71 mmol) was added as a solution in THF. After 5 minutes, the reaction mixture was allowed to warm to room temperature and was stirred for 2 hours. The reaction mixture was cooled to 0°C, quenched with MeOH, and concentrated. The reaction was purified by silica gel chromatography and then RP HPLC, affording **PD-A-8b** (225 mg, 59%). ¹H NMR (400 MHz, CDCl₃): δ 8.09 (two s, 1H), 7.54 (two s, 1H), 7.31-7.12 (m, 5H), 5.66 (dd, 1H), 4.52-4.45 (m, 2H), 4.19-4.03 (m, 4H), 3.87-3.69 (m, 1H), 1.35-1.15 (m, 9H). ³¹P NMR (161 MHz, CDCl₃): δ 4.14 (s), 3.55 (s).

15

LC/MS = 539 (M + H⁺).

Retention time: 1.94 min

LC: Thermo Electron Surveyor HPLC

MS: Finnigan LCQ Advantage MAX Mass Spectrometer

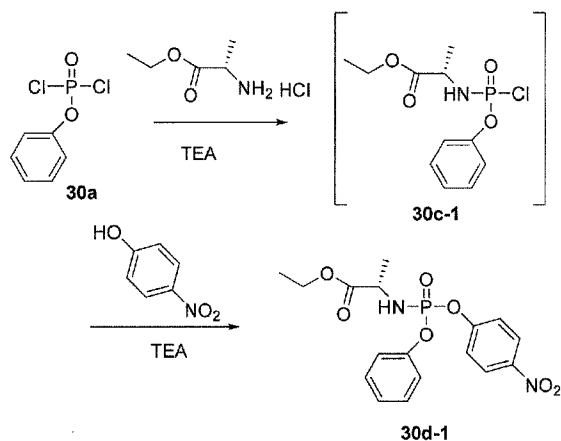
20

Column: Phenomenex Polar RP 30 mm X 4.6 mm

Solvents: Acetonitrile with 0.1% formic acid, Water with 0.1% formic acid

Gradient: 0 min-0.1 min 5% ACN, 0.1 min-1.95 min 5%-100% ACN, 1.95 min-3.5 min 100% ACN, 3.5 min-3.55 min 100%-5% ACN, 3.55 min-4 min 5% ACN.

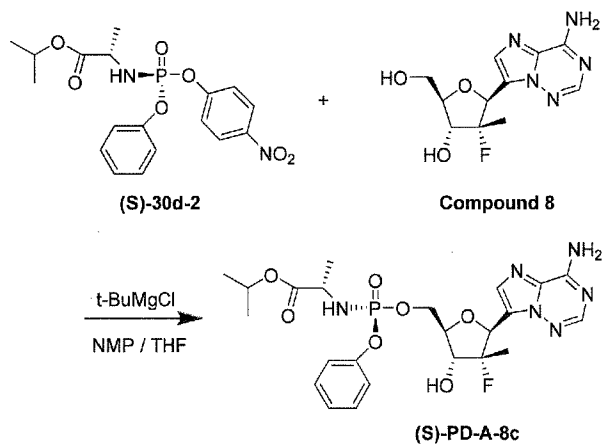
5 Preparation of 30d-1



Compound 30d-1 was prepared from 30a in a matter similar to that of 30d-2 substituting alanine ethyl ester hydrochloride for alanine isopropyl ester hydrochloride.

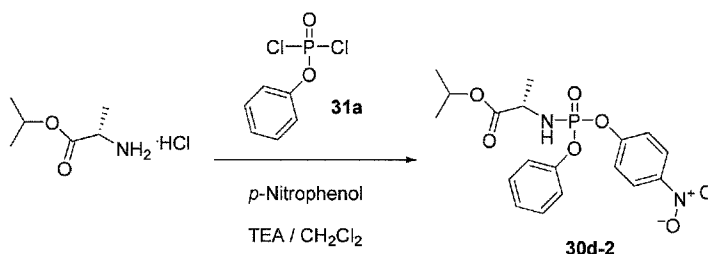
10

Compound (S)-PD-A-8c



- 5 Compound (S)-PD-A-8c was prepared in a matter similar to that of PD-A-8b substituting (S)-30d-2 for 30d-1. ¹H NMR (400 MHz, CDCl₃): δ 8.14 (s, 1H), 7.60 (s, 1H), 7.1-7.3 (m, 5H), 5.66 (dd, 1H), 5.02 (m, 1H), 4.50 (m, 1H), 4.40 (m, 1H), 4.1-4.3 (m, 2H), 3.98 (m, 1H), 3.78 (m, 1H), 3.18 (brs, 1H), 1.15-1.4 (m, 12H). ³¹P NMR (161 MHz, CDCl₃): δ 3.70 (s).
- 10 LC/MS = 553 (M + H⁺).

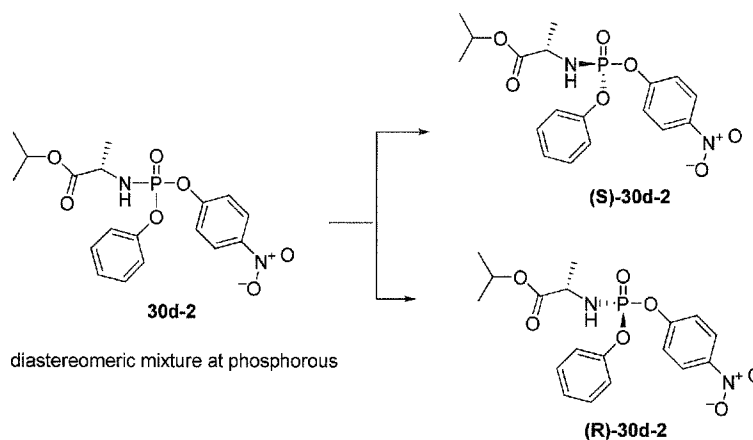
Preparation of (S)-30d-2



- 15 Alanine isopropyl ester hydrochloride (7.95 g, 47.4 mmol) was suspended in dichloromethane (100 mL). Compound 31a (10 g, 47.4 mmol) was added. Triethylamine (13.2 mL, 95 mmol) was then dropwise added over a period of 15 min. (internal reaction temperature; -10°C ~ -3 °C). When the reaction was almost complete (by phosphorous NMR), *p*-nitrophenol (6.29 g, 45.0 mmol) was added as a
- 20 solid in one portion. To the resulting slurry was added triethylamine (6.28 mL, 45 mmol) over a period of 15 min. The mixture was then warmed up to room temperature. When the reaction was complete, MTBE (100 mL) was added. The white precipitate was removed by filtration. The filter cake was washed with MTBE (3 x 50 mL). The filtrate and washings were combined and concentrated. The residue
- 25 was purified by silica gel column chromatography (0 to 50% ethyl acetate / hexanes), affording compound 30d-2 as a 1:1 ratio of diastereomeric mixture (14.1 g, 77%). ¹H NMR (300 MHz, CDCl₃): δ 8.22 (2d, 2H), 7.2-7.4 (m, 7H), 5.0 (m, 1H), 4.09 (m,

- 5 1H), 3.96 (m, 1H), 1.39 (2d, 3H), 1.22 (m, 6H). MS = 409.0 (M + H⁺), 407.2 (M - H⁺).

Separation of two diastereomers of compound 30d-2



10

The two diastereomers were separated by chiral column chromatography under the following conditions;

Column: Chiralpak IC, 2 x 25 cm

Solvent system: 70% heptane and 30% isopropanol (IPA)

15 Flow rate: 6 mL/min.

Loading volume per run: 1.0 mL

Concentration of loading sample: 150 mg / mL in 70% heptane and 30% IPA

(S)-compound **30d-2**: retention time 43 min. ³¹P NMR (162.1 MHz, CDCl₃): δ -2.99 (s).

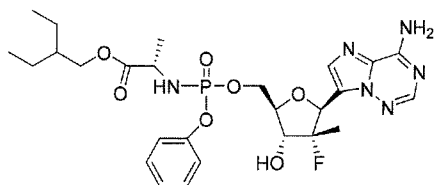
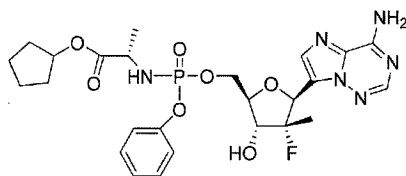
20 (R)-compound **30d-2**: retention time 62 min. ³¹P NMR (162.1 MHz, CDCl₃): δ -3.02 (s).

Alternatively, the two diastereomers were separated by crystallization under the following procedure;

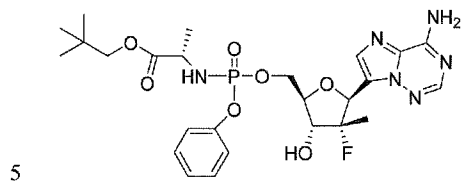
5 Compound **30d-2** was dissolved in diethyl ether (~10 mL/ gram). While stirring, hexanes was then added until the solution became turbid. Seed crystals (~10 mg / gram of compound **30d-2**) were added to promote crystallization. The resulting suspension was gently stirred for 16 h, cooled to ~ 0 °C, stirred for an additional 2 h, and filtered to collect the crystalline material (recovery yield of the crystalline material 35%-35%). The crystalline material contains ~95% of (S)-compound **30d-2** and ~5% of (R)-compound **30d-2**. Re-crystallization afforded 99% diastereomerically pure (S)-isomer.

The following **PD-A** compounds as examples are made by the general procedures:

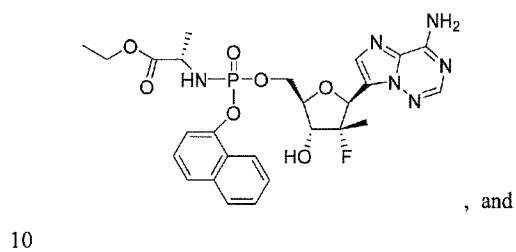
15

Compound PD-A-8d20 **Compound PD-A-8e****Compound PD-A-8f**

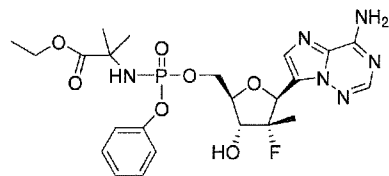
25



Compound PD-A-8g



Compound PD-A-8h

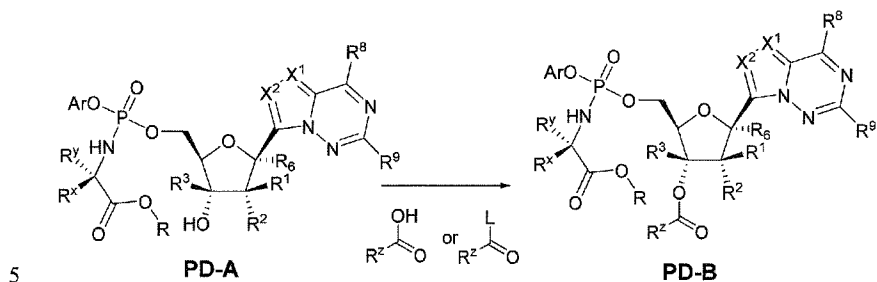


General procedure for preparation of a nucleoside prodrug (Method D):

15

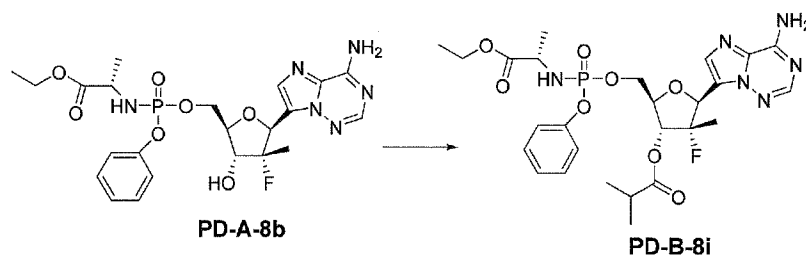
Non-limiting examples of 3'-O-acylated mono-phosphoramidate prodrugs comprising the instant invention may be prepared according to general Scheme 2.

Scheme 2



The general procedure comprises the reaction of **PD-A** ($R^4 = \text{OH}$) with a carboxylic acid or an activated carboxylate such as an acyl chloride or an acid anhydride, which is generally known to those skilled in the art (*Journal of Medicinal Chemistry*, **2006**, 49, 6614 and *Organic Letters*, **2003**, 6, 807). When $R^8 = \text{NH}_2$, protection of the amino group may be necessary. Briefly, to a solution of compound **PD-A** in acetonitrile (2 mL) is added *N,N*-dimethylformamide dimethyl acetal (~ 1.1 eq.) and stirred at room temperature for 1 h. After the protection of 6-amino group is complete, the mixture is then concentrated to dryness. To the residue are added a dehydrating agent such as DCC (~ 4 eq.), acetonitrile and a carboxylic acid (~ 2 eq.). The mixture is stirred at room temperature for 24 -48 h. Water (0.2 mL) and trifluoroacetic acid (0.1 mL) are added at 0°C and stirred at room temperature for 64 h. Sodium bicarbonate was added at 0°C. The mixture is stirred at room temperature for 0.5 h and filtered. The filtrate is concentrated and the residue was purified by silica gel column chromatography to afford compound **PD-B**. If an acyl chloride or an acid anhydride is used, a suitable base, such as triethylamine, is added instead of a dehydrating agent.

25 **Compound PD-B-8i**



To a solution of **PD-A-8b** (100 mg, 0.19 mmol) in DCM (1.0 mL) under an atmosphere of argon at room temperature was added *N,N*-dimethylformamide-dimethylacetal (25 μ L, 0.19 mmol). After 30 minutes, the reaction mixture was

10 concentrated. The reaction was taken up in DCM and concentrated. This process was repeated twice. The resulting residue was taken up in THF (1.0 mL) and cooled to 0°C under an atmosphere of argon. To the solution was added triethylamine (79 μ L, 0.57 mmol) and DMAP (5mg, 0.04 mmol). After 5 minutes, isobutyryl chloride (60 μ L, 0.57 mmol) was added. After 10 minutes, the reaction was allowed to warm to

15 room temperature and was stirred for 3 hours. The mixture was cooled to 0°C, quenched with a 5% TFA solution in water, and then allowed to stir at room temperature for 4 hours. The resulting mixture was extracted with ethyl acetate (3x). The combined organic layers were dried with sodium sulfate, filtered and concentrated. The residue was purified by RP HPLC (acetonitrile / water), affording

20 **PD-B-8i** (71 mg, 61%). ^1H NMR (400 MHz, CDCl_3): d 8.17 (two s, 1H), 7.66 (two s, 1H), 7.34-7.14 (m, 5H), 5.69 (dd, 1H), 5.56-5.43 (m, 1H), 4.55-4.01 (m, 5H), 3.79-3.69 (m, 1H), 2.70-2.64 (m, 1H), 1.37-1.17 (m, 15H). ^{31}P NMR (161 MHz, CDCl_3): d 2.99 (s), 2.88 (s).

LC/MS = 609 ($\text{M} + \text{H}^+$).

25 Retention time: 2.21 min

LC: Thermo Electron Surveyor HPLC

MS: Finnigan LCQ Advantage MAX Mass Spectrometer

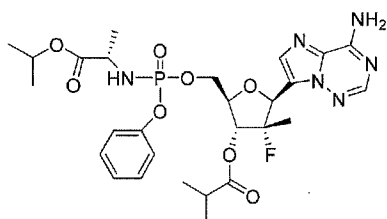
Column: Phenomenex Polar RP 30 mm X 4.6 mm

Solvents: Acetonitrile with 0.1% formic acid, Water with 0.1% formic acid

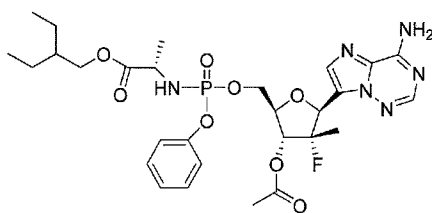
- 5 Gradient: 0 min-0.1 min 5% ACN, 0.1 min-1.95 min 5%-100% ACN, 1.95 min-3.5 min 100% ACN, 3.5 min-3.55 min 100%-5% ACN, 3.55 min-4 min 5% ACN.

The following **PD-B** compounds as examples are made by the general procedures:

10 **Compound PD-B-8j**

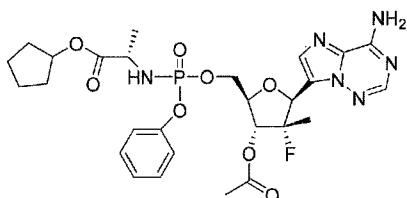


Compound PD-B-8k



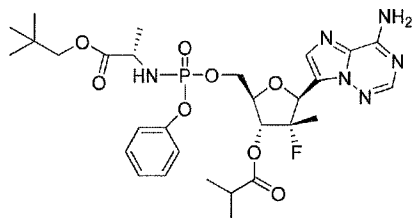
15

Compound PD-B-8l

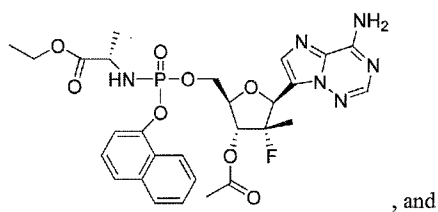


20

5 **Compound PD-B-8m**

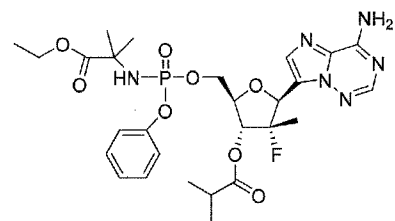


10 **Compound PD-B-8n**



, and

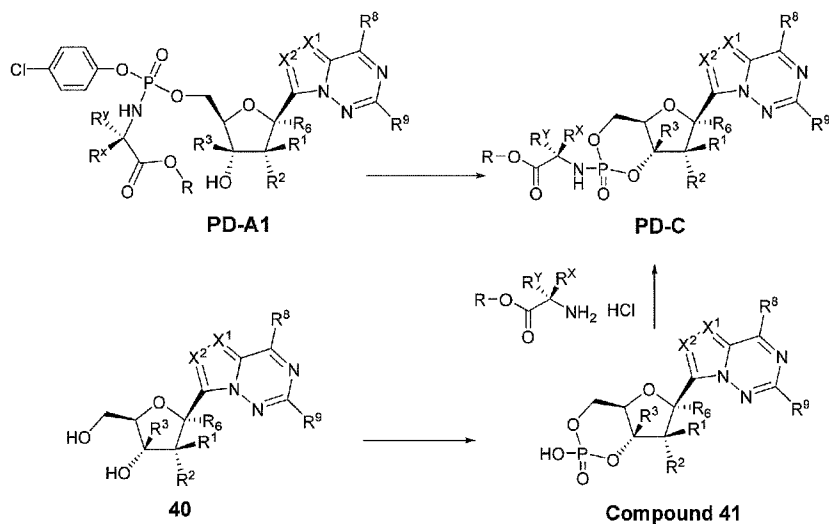
15 **Compound PD-B-8o**



General procedure for preparation of a nucleoside prodrug (Method E):

5 Non-limiting examples of 3',5'-cyclic mono-phosphoramidate prodrugs comprising the instant invention may be prepared according to general Scheme 3.

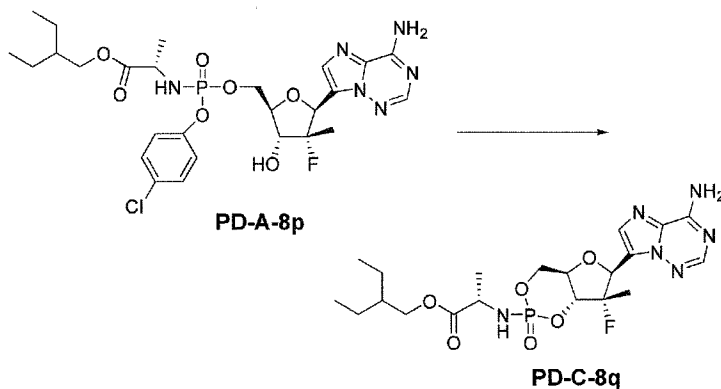
Scheme 3



10

Scheme 3 illustrates chemical processes that may be useful for preparation of compound **PD-C**. Accordingly, **PD-A1** is converted to **PD-C** in the presence of a base when Ar is substituted with an electron withdrawing group such as *p*-nitro or *p*-chloro group (*European Journal of Medicinal Chemistry*, **2009**, 44, 3769).
 15 Alternatively, compound **40** is converted to **Compound 41** according to *Bioorganic and Medicinal Chemistry Letters*, **2007**, 17, 2452, which is then coupled with an amino acid ester salt to form **PD-C**.

20 **Compound PD-C-8q**



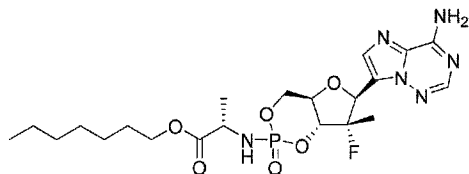
5

A solution of **PD-A-8p** in DMSO is treated at room temperature with potassium *t*-butoxide (~1 eq.) and the resulting mixture is stirred for about 10 min. to about 2 h. The mixture is then cooled to 0°C and neutralized with 1N HCl to ~ pH 6. The mixture is purified by HPLC to afford compound **PD-C-8q**.

10

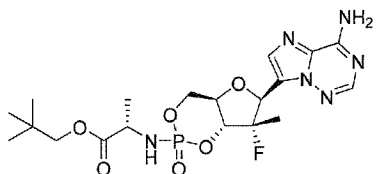
Additionally, the following **PD-C** compounds as examples are made by the general procedures:

Compound PD-C-8r

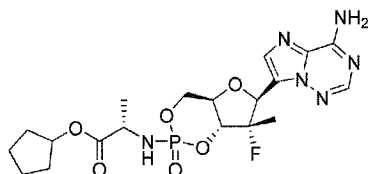
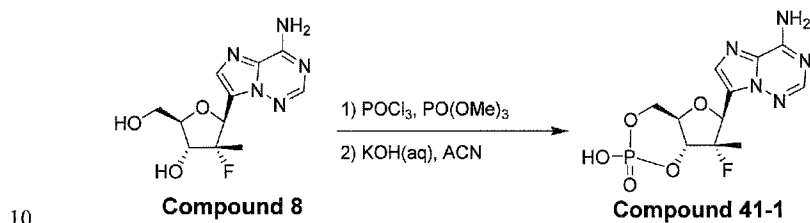


15

Compound PD-C-8s

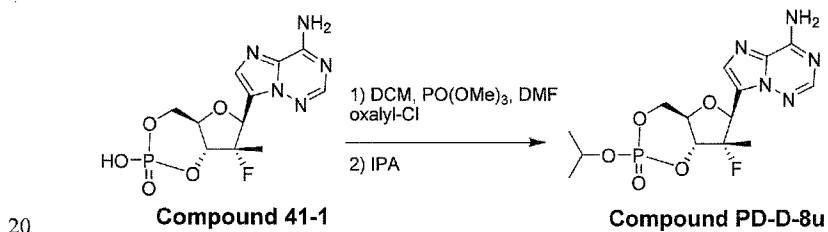


, and

5 **Compound PD-C-8t****Compound PD-D-8u**

15

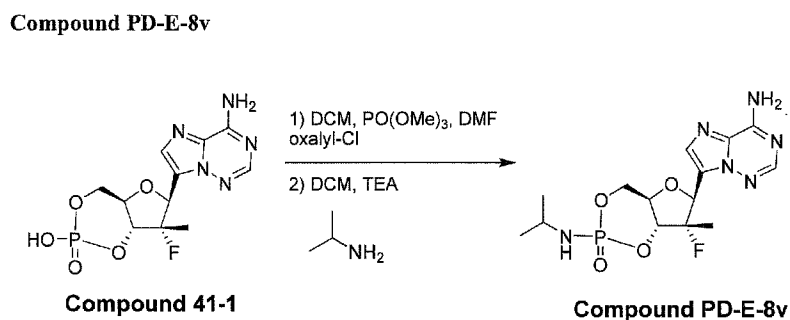
Compound **8** is dissolved in PO(OMe)_3 (0.1 - 0.5 M solution) and cooled to 0°C under argon. To this stirring solution is added POCl_3 (1.0 - 5.0 eq.) dropwise, and the reaction mixture is allowed to warm to room temperature for about 2 - 16 h. The resulting solution is added dropwise to a rapidly stirring solution of acetonitrile and 0.05 - 0.5 M aqueous KOH. When addition is complete, the solvents are removed under reduced pressure. The resulting residue is dissolved in water and purified by HPLC to give **Compound 41-1**.



5

A solution of **Compound 41-1** in DCM and PO(OMe)₃ is prepared and cooled to 0°C. To this solution is added oxalyl chloride (1.0 - 5.0 eq.) followed by a catalytic amount of DMF. The mixture is allowed to stir for about 10 min. to about 1h. When activation is complete, a large volume of 2-propanol is added to the reaction mixture and allowed to stir and warm to room temperature. The solvents are removed under reduced pressure, and the resulting crude material is purified by preparative HPLC to give **Compound PD-D-8u**.

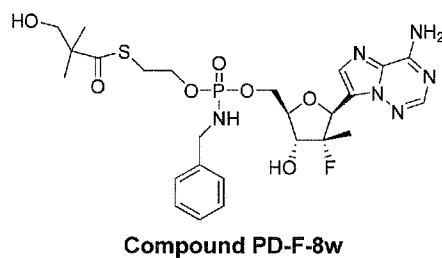
15



20

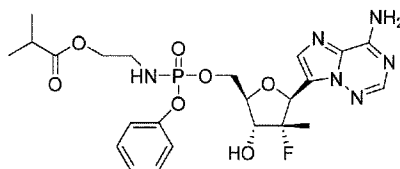
Compound PD-E-8v is prepared from **Compound 41-1** in a matter similar to that of **Compound PD-D-8u** substituting 2-aminopropane for 2-propanol.

Compound PD-F-8w



5 **Compound PD-F-8w** is prepared in a matter similar to that of **Compound 20** substituting **Compound 8** for Compound 18.

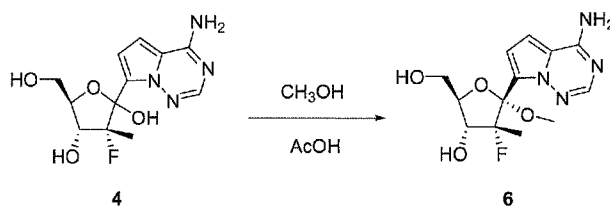
Compound PD-G-8x



Compound PD-G-8x

10 About 90 mM **Compound 8** in THF is cooled to about -78°C and about 2.2 to about 5 equivalents of *t*-butylmagnesium chloride (about 1 M in THF) is added. The mixture is warmed to about 0°C for about 30 min and is again cooled to about -78°C . A solution of (2*S*)-2-[[chloro(1-phenoxy)phosphoryl]amino]ethyl isobutyrate (WO2008085508) (1 M in THF, about 2 equivalents) is added dropwise. The cooling is removed and the reaction is stirred for about one to about 24 hours. The reaction is
15 quenched with water and the mixture is extracted with ethyl acetate. The extracts are dried and evaporated and the residue purified by chromatography to give **Compound PD-G-8x**.

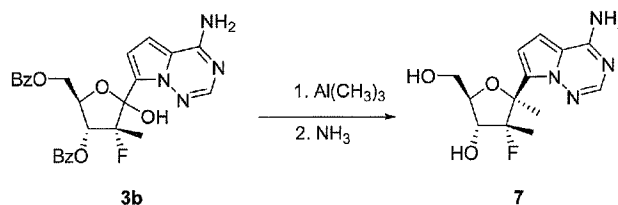
Compound 6



20

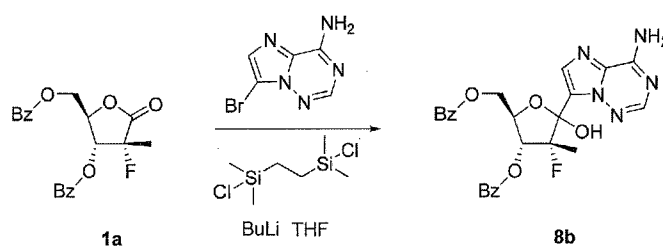
Compound 4 (about 0.04 mmol) and anhydrous MeOH (about 5 mL) is treated with acetic acid (about 5 mL) and the reaction is stirred overnight at room temperature. Saturated NaHCO_3 is added to neutralize the reaction mixture and the
25 crude material is purified using a HPLC system (acetonitrile- H_2O) to give **6**.

5

Compound 7

To a dry, argon purged round bottom flask (50 mL) is added compound **3b**
 10 (about 0.39 mmol) and anhydrous dichloromethane (about 10 mL). The flask is
 placed into a dry ice/acetone bath ($\sim -78^{\circ}\text{C}$) and the solution is stirred for about 10
 min. $\text{BF}_3\text{-Et}_2\text{O}$ (about 0.10 mL) is added dropwise and the reaction is stirred for
 about 10 min. AlMe_3 (about 1.16 mmol, 2.0 M in toluene) is then added. After a few
 minutes, the dry ice/acetone bath is removed and the reaction mixture is stirred at
 15 room temperature to about 45°C over about 4 h to about 4 d. A solution of pyridine
 (about 2 mL) in MeOH (about 10 mL) is added and the solvent is removed under
 reduced pressure. The crude material is purified by chromatography and is treated
 with ammonium hydroxide in methanol for about 16 h at about room temperature.
 The mixture is concentrated and the residue is purified by HPLC to give **7**.

20

Compound 8

To a suspension of 7-bromoimidazo[1,2-f][1,2,4]triazin-4-amine (obtained
 according to *ACS Medicinal Chemistry Letters*, **2010**, 1, 286; 375 mg, 1.75 mmol) in

5 THF (4.0 mL) under an atmosphere of argon was added 1,2-bis-
 [(chlorodimethyl)silanyl]ethane (452 mg, 2.10 mmol). After 60 min, the reaction was
 cooled to -78°C and BuLi (1.6 M in THF, 3.8 mL, 6.10 mmol) was added. After 10
 min at -78°C, a solution of **1a** (obtained according to WO 200631725, 782 mg, 2.10
 10 mmol) in THF (1.0 mL) was added dropwise. The resulting mixture was stirred at -
 78°C for 1 hour. Saturated aqueous ammonium chloride was added and allowed to
 warm to 0°C. Water was added until all solids became soluble. The mixture was
 extracted with ethyl acetate. The organic extract was dried with sodium sulfate,
 filtered and concentrated in vacuo. The residue was purified by silica gel
 chromatography (ethyl acetate / hexanes), affording **8b** (606 mg, 59%) as a yellow
 15 solid.

LC/MS = 508 (M + H⁺)

Retention time: 2.17-2.26 min

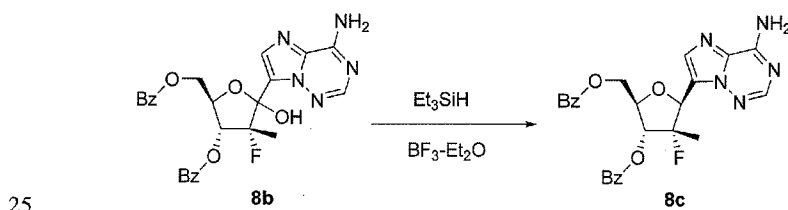
LC: Thermo Electron Surveyor HPLC

MS: Finnigan LCQ Advantage MAX Mass Spectrometer

20 Column: Phenomenex Polar RP 30 mm X 4.6 mm

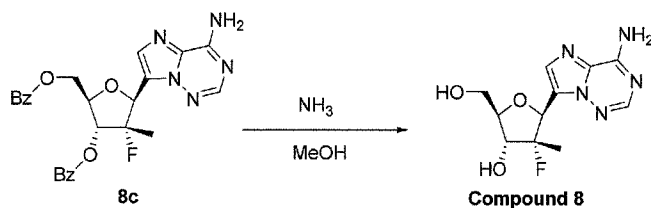
Solvents: Acetonitrile with 0.1% formic acid, Water with 0.1% formic acid

Gradient: 0 min-0.1 min 5% ACN, 0.1 min-1.95 min 5%-100% ACN, 1.95 min-3.5
 min 100% ACN, 3.5 min-3.55 min 100%-5% ACN, 3.55 min-4 min 5% ACN.



To a solution of compound **8b** (510 mg, 1.39 mmol) in dichloroethane (10.0
 mL) at 0°C under an atmosphere of argon, was added triethyl silane (1.77 mL, 11.09
 mmol) and then BF₃•Et₂O (1.41 mL, 11.09 mmol). The reaction mixture was stirred
 at 55°C for 16h. The reaction was cooled to 0°C and quenched with saturated
 30 NaHCO₃ (aq). The reaction was extracted with DCM and then EtOAc. The

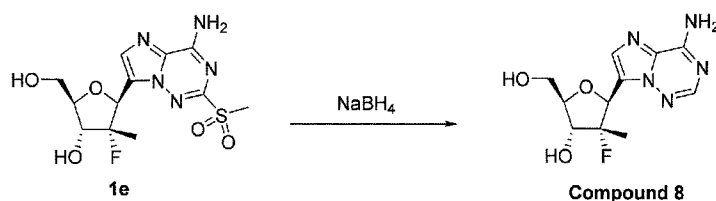
- 5 combined organic phase was dried over sodium sulfate, filtered and concentrated. The residue was purified by silica gel chromatography (ethyl acetate/hexanes), affording **8c** (453 mg, 64%). ¹H NMR (400 MHz, CDCl₃): δ 8.10-7.94 (m, 5H), 7.6-7.33 (m, 7H), 5.91 (dd, 1H), 5.78 (d, *J*=24.6 Hz, 1H), 4.87 (dd, 1H), 4.70 (m, 1H), 4.58 (dd, 1H), 1.31 (d, *J*=22.4 Hz, 3H).
- 10 LC/MS = 491 (M⁺).
Retention time: 2.36 min.
LC: Thermo Electron Surveyor HPLC
MS: Finnigan LCQ Advantage MAX Mass Spectrometer
Column: Phenomenex Polar RP 30 mm X 4.6 mm
- 15 Solvents: Acetonitrile with 0.1% formic acid, Water with 0.1% formic acid
Gradient: 0 min-0.1 min 5% ACN, 0.1 min-1.95 min 5%-100% ACN, 1.95 min-3.5 min 100% ACN, 3.5 min-3.55 min 100%-5% ACN, 3.55 min-4 min 5% ACN.



- 20 To a solution of **8c** (500 mg, 01.02 mmol) in THF (5.0 mL) was added lithium hydroxide (122 mg, 5.09 mmol) as a solution in H₂O (5.0 mL) and was stirred at room temperature for 1h. The reaction was cooled to 0°C and was neutralized with 1N HCl in water (5.1 mL). The mixture was concentrated and the residue was purified by RP HPLC (water / acetonitrile), affording **Compound 8** (185 mg, 64%). ¹H NMR (400
- 25 MHz, CD₃OD): δ 7.97 (s, 1H), 7.63 (s, 1H), 5.54 (d, *J*=24.8 Hz, 1H), 4.03 (dd, 1H), 3.88 (m, 1H), 3.71 (dd, 1H), 1.80 (d, *J*=22.1 Hz, 3H).
LC/MS = 284 (M + H⁺).
Retention time: 1.06 min.
LC: Thermo Electron Surveyor HPLC
- 30 MS: Finnigan LCQ Advantage MAX Mass Spectrometer

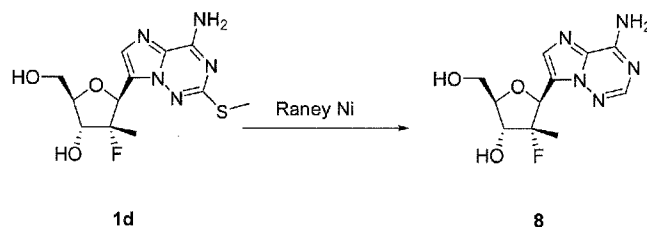
- 5 Column: Phenomenex Polar RP 30 mm X 4.6 mm
 Solvents: Acetonitrile with 0.1% formic acid, Water with 0.1% formic acid
 Gradient: 0 min-0.1 min 5% ACN, 0.1 min-1.95 min 5%-100% ACN, 1.95 min-3.5 min 100% ACN, 3.5 min-3.55 min 100%-5% ACN, 3.55 min-4 min 5% ACN.

10 Alternative procedure for **Compound 8**



- Compound **1e** (crude obtained from the previous reaction step) was dissolved in EtOH. Excess sodium borohydride was added in portions until the reaction was nearly complete. The mixture was neutralized with acetic acid. The mixture was concentrated and the solid residue was purified by silica gel column chromatography (0-10% MeOH / dichloromethane), affording compound **27** (210 mg, 50% in two steps).

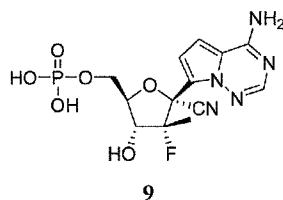
20 Additional alternative procedure for **Compound 8**



- Raney Ni (about 500 mg) was neutralized by washing with H₂O, and added to a solution of **1d** (about 100 mg) in ethanol (about 10 mL). The mixture was then heated to 80°C until the reaction is complete. The catalyst was removed by filtration

5 and the solution was concentrated *in vacuo*. The mixture was concentrated and the residue was purified by HPLC to give **8**.

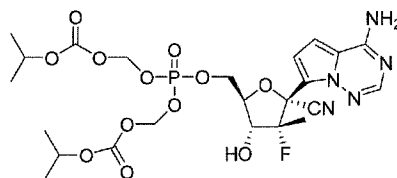
Compound 9



Into a flask containing **Compound 3** (120 mg, 0.39 mmol, 1 equiv.) was added PO(OMe)₃ (1.5 mL, 0.25 M) and cooled to 0°C before adding POCl₃ (125 μL, 1.37 mmol, 3.5 equiv.). The reaction mixture was allowed to stir for 5 hr before the reaction was quenched with water. It was directly purified by HPLC to furnish the

15 monophosphate **Compound 9**.
LC MS m/z 387.95 [M + H⁺].

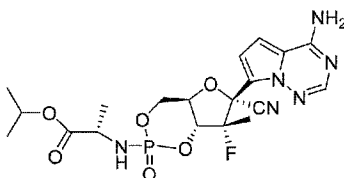
Compound 10



Into a flask containing **Compound 9** (30 mg, 0.078 mmol, 1 equiv.) was added NMP (0.8 mL, 0.1 M) followed by addition of TEA (43 μL, 0.31 mmol, 4 equiv.), tetrabutylammonium bromide (25 mg, 0.078 mmol, 1 equiv.) before adding chloromethylisopropyl carbonate (60 μL, 0.38 mmol, 5 equiv.). The reaction

25 mixture was heated to 50°C and allowed to stir overnight. It was purified directly by HPLC, affording **Compound 10**.

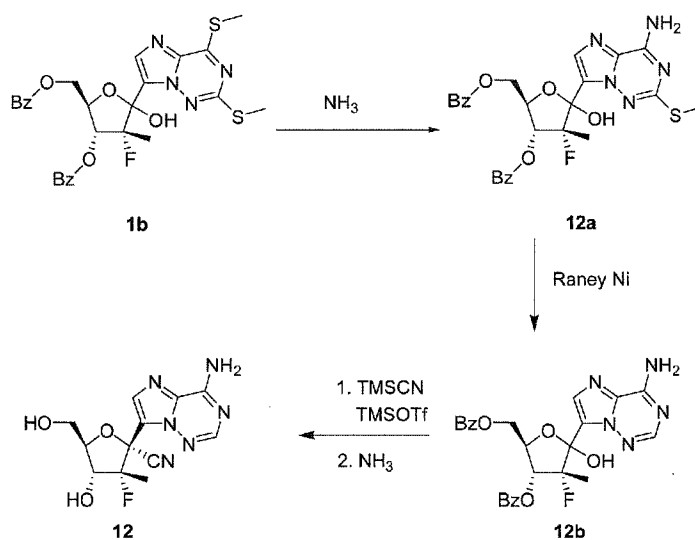
- 5 ^1H NMR (400 MHz, CDCl_3) d 7.98 (s, 1 H), 7.01 (d, $J = 4.7$ Hz, 1 H), 6.72 (d, $J = 4.7$ Hz, 1 H), 6.04 (bs, 2 H), 5.74 – 5.61 (m, 4 H), 4.91 (ddt, $J = 12.6, 9.4, 6.3$ Hz, 2 H), 4.64 – 4.28 (m, 4 H), 1.37 – 1.19 (m, 15 H).
- ^{31}P NMR (162 MHz, CDCl_3) d -4.06.
- ^{19}F NMR (376 MHz, CDCl_3) d -76.58, -151.95 TFA salt.
- 10 LC MS m/z 620.03[M + H^+].

Compound 11

11

- 15 A solution of **Compound B-2** in DMSO is treated with about 3 mole equivalents of potassium *t*-butoxide for about 15 min to 24 hours. The reaction is quenched with 1N HCl and **Compound 11** is isolated by reverse-phase HPLC.

Compound 12



5

Compound 1b (about 1 mmol) is placed in a steel bomb reactor. The reactor is charged with liquid ammonia (about 30 mL) and the mixture is stirred at about 0°C to 50°C for about 16 h. The ammonia is evaporated and the residue is purified to give

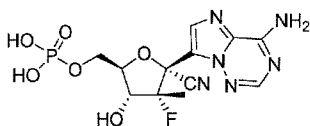
10 **12a**. A solution of **12a** (about 100 mg) in ethanol (about 10 mL) is treated with Raney Ni (about 500 mg) that is neutralized by washing with H₂O. The mixture is then heated to about 35 to about 80°C until the reaction is complete. The catalyst is removed by filtration and the solution is concentrated *in vacuo*. The mixture is concentrated and the residue is purified by HPLC to give **12b**.

15 To a solution of compound **12b** (about 50 mg) and TMSCN (about 0.5 mmol) in acetonitrile (about 2.0 mL) at about 0°C is added TMSOTf (about 0.5 mmol). The reaction mixture is stirred at room temperature for about 1 h, then at 65°C for about 3 d. The reaction is quenched with saturated NaHCO₃ at room temperature, and diluted with CH₃CO₂Et. The organic phase was separated, washed with brine, dried over Na₂SO₄, filtered and

20 concentrated. The residue is purified by RP-HPLC then dissolved in methanol (about 1 mL). Ammonium hydroxide (28% in water, about 0.8 mL) is added and the

5 mixture is stirred at about room temperature for 16 h. The mixture is concentrated and the residue is purified by RP HPLC to give **12**.

Compound 13

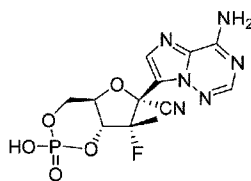


10

13

Compound 13 is prepared in the same manner as **Compound 9** using **Compound 12** as a starting material.

Compound 14

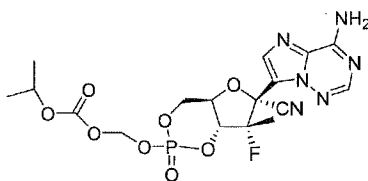


15

14

Compound 14 is prepared by treating **Compound 13** with about one to about five equivalents of DCC in pyridine and heating the reaction to reflux for about one to about 24 hours. **Compound 14** is isolated by conventional ion exchange and reverse-phase HPLC.

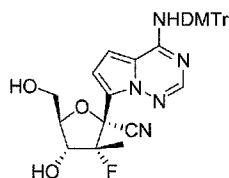
Compound 15



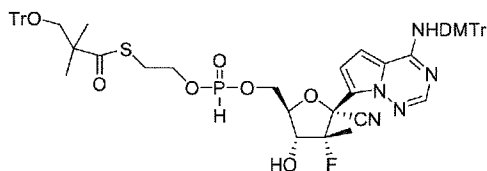
15

5 A solution of about 0.4 mmol of **Compound 14** in about 10 mL of DMF is treated with about 0.8 mmol of DIPEA and about 0.8 mmol of chloromethyl isopropyl carbonate (WO2007/027248). The reaction is heated to about 25 to about 80°C for about 15 min to about 24 hours. The solvent is removed under vacuum and the residue is purified by HPLC to give **Compound 15**.

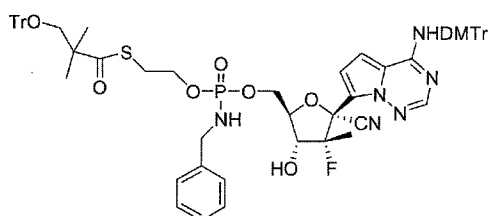
10

Compound 16**16**

15 **Compound 3** (about 0.22 mmol) is dissolved in anhydrous pyridine (about 2 mL) and chlorotrimethylsilane (about 0.17 mL) is added. The mixture is stirred at about 0°C to about 25°C for about one to about 24 hours. Additional chlorotrimethylsilane (about 0.1 mL) is added and the reaction is stirred for about one to about 24 hours. 4,4'-Dimethoxytrityl chloride (about 0.66 mmol) and DMAP (about 0.11 to about 0.22 mmol) is sequentially added. The mixture is stirred for
20 about one to about 24 hours. A solution of TBAF (1.0 M, about 0.22 mL) in THF is added and the reaction is stirred for about one to about 24 hours. The mixture is partitioned between ethyl acetate and water. The ethyl acetate layer is dried and concentrated. The residue is purified chromatography to afford **Compound 16**.

25 **Compound 17****17**

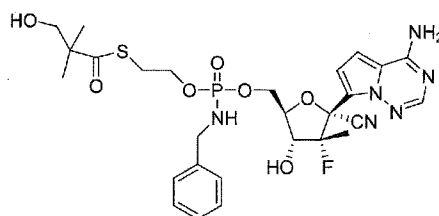
5 A mixture of about 1.25 mmol of **Compound 16** and about 1.9 mmol of triethylammonium 2-(2,2-dimethyl-3-(trityloxy)propanoylthio)ethyl phosphinate (WO2008082601) is dissolved in anhydrous pyridine (about 19 mL). Pivaloyl chloride (about 2.5 mmol) is added dropwise at about -30 to about 0 °C and the solution is stirred at for about 30 min to about 24 hours. The reaction is diluted with
10 methylene chloride and is neutralized with aqueous ammonium chloride (about 0.5M). The methylene chloride phase is evaporated and the residue is dried and is purified by chromatography to give **Compound 17**.

Compound 18

15

18

To a solution of about 0.49 mmol of **Compound 17** in anhydrous carbon tetrachloride (about 5 mL) is added dropwise benzylamine (about 2.45 mmol). The reaction mixture is stirred for about one to about 24 hours. The solvent is evaporated
20 and the residue is purified by chromatography to give **Compound 18**.

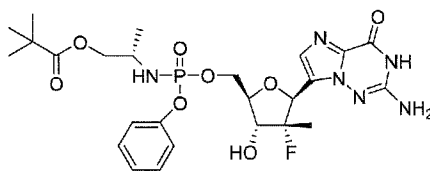
Compound 20

25

20

5 A solution of about 2 mmol of **Compound 18** in methylene chloride (about 10 mL) is treated with an aqueous solution of trifluoroacetic acid (90%, about 10 mL). The reaction mixture is stirred at about 25 to about 60 °C for about one to about 24 hours. The reaction mixture is diluted with ethanol, the volatiles are evaporated and the residue is purified by chromatography to give **Compound 20**.

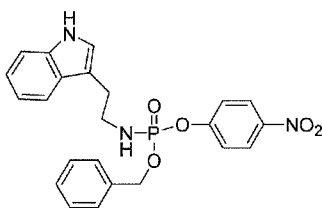
10

Compound 21

21

15 About 90 mM **Compound 2** in THF is cooled to about -78 °C and about 2.2 to about 5 equivalents of *t*-butylmagnesium chloride (about 1 M in THF) is added. The mixture is warmed to about 0 °C for about 30 min and is again cooled to about -78 °C.

A solution of (2*S*)-2-[[chloro(1-phenoxy)phosphoryl]amino]propyl pivaloate (WO2008085508) (1 M in THF, about 2 equivalents) is added dropwise. The cooling is removed and the reaction is stirred for about one to about 24 hours. The reaction is quenched with water and the mixture is extracted with ethyl acetate. The extracts are dried and evaporated and the residue purified by chromatography to give **Compound 21**.

25 **Compound 22**

5

22a

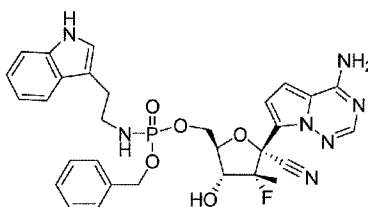
Compound 22a was obtained in a procedure similar to that for preparation of **C-1a**.

¹H NMR (400 MHz, CDCl₃) δ 8.11 (d, *J* = 9.0 Hz, 2 H), 8.02 (s, 1 H), 7.48 (t, *J* = 7.5 Hz, 2 H), 7.42 – 7.25 (m, 4 H), 7.21 (dt, *J* = 14.9, 5.5 Hz, 2 H), 7.08 (t, *J* = 7.3 Hz, 2 H), 5.17 – 5.03 (m, 2 H), 4.99 (dd, *J* = 16.5, 9.7 Hz, 2 H), 3.44 (s, 1H), 3.35 – 3.21 (m, 2 H), 3.19 (d, *J* = 9.2 Hz, 1H), 3.00 – 2.80 (m, 2 H).

³¹P NMR (162 MHz, CDCl₃) δ 4.27.

LC MS *m/z* 452.09 [M + H⁺].

15

**22b**

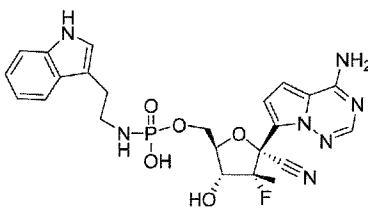
Compound 22b was obtained in a procedure similar to that for preparation of **C-1** using **Compound 3** and **22a**.

¹H NMR (400 MHz, CD₃OD) δ 7.76 (d, *J* = 6.3 Hz, 1H), 7.38 (t, *J* = 8.2 Hz, 1 H), 7.27 – 7.12 (m, 4 H), 7.06 – 6.81 (m, 3 H), 6.74 (dd, *J* = 4.6, 3.5 Hz, 1 H), 4.95 – 4.79 (m, 1 H), 4.35 – 3.90 (m, 4 H), 3.23 (dt, *J* = 3.2, 1.6 Hz, 3H), 3.18 – 3.05 (m, 2 H), 2.82 (dt, *J* = 14.7, 7.3 Hz, 2 H), 1.15 (d, *J* = 22.4 Hz, 3 H).

³¹P NMR (162 MHz, CD₃OD) δ 10.76, 10.71.

LC MS *m/z* 620.05 [M + H⁺].

25



5

Compound 22

Into a flask containing the **22b** (50 mg, 0.08 mmol, 1 equiv.) was added ethanol (4 mL) followed by Pd(OH)₂ (56 mg, 0.08 mmol, 1 equiv.) and ammonium formate (42 mg, 0.64 mmol, 8 equiv.). The reaction was heated to 80°C for about an hour. The solid was filtered off and the material purified by HPLC.

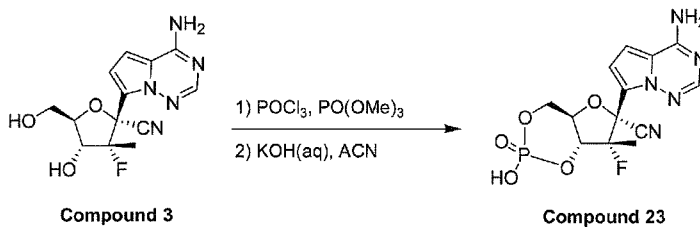
¹H NMR (400 MHz, DMSO-d₆) δ 10.72 (s, 1H), 7.91 (s, 1H), 7.95 - 7.89 (bs, 2H), 7.41 (d, *J* = 7.7 Hz, 1H), 7.26 (d, *J* = 8.1 Hz, 1H), 7.19 - 6.66 (m, 3H), 4.20 - 3.75 (m, 3H), 2.99 (dd, *J* = 16.5, 9.6 Hz, 2H), 2.89 - 2.70 (m, 2H), 2.48 - 2.58 (m, 8H), 1.10 (d, *J* = 22.3 Hz, 3H).

15 ³¹P NMR (162 MHz, DMSO-d₆) δ 7.49.

¹⁹F NMR (376 MHz, DMSO-d₆) δ -154.89.

LC MS *m/z* 530.21 [M + H⁺].

20

Compound 23

Compound **3** (250mg, 0.82mmol) was dissolved in PO(OMe)₃ (5 mL, 0.16M) and cooled to 0°C under argon. To this stirring solution was added POCl₃ (0.32 mL, 4.1 mmol) slowly dropwise, and the reaction mixture allowed to warm to room temperature for 16 h. The resulting solution was added dropwise to a rapidly stirring solution of acetonitrile (400 mL) and 0.08M aqueous KOH (300 mL). When addition was complete, the reaction progress was checked by LCMS. When the reaction was

5 complete, solvents were removed under reduced pressure. The resulting solid residue was dissolved in water and purified by HPLC to give 140mg of **Compound 23** (yield; 47%).

$^1\text{H-NMR}$ (400MHz; CD_3OD): d 8.15 (s, 1H), 7.40 (d, 1H; $J = 4.8\text{Hz}$), 7.09 (d, 1H; $J = 4.8\text{Hz}$), 4.64 (dd, 1H; $J = 24\text{Hz}$, 7.2Hz), 4.50-4.36 (m, 3H), 1.32 (d, 3H; $J=22\text{Hz}$).

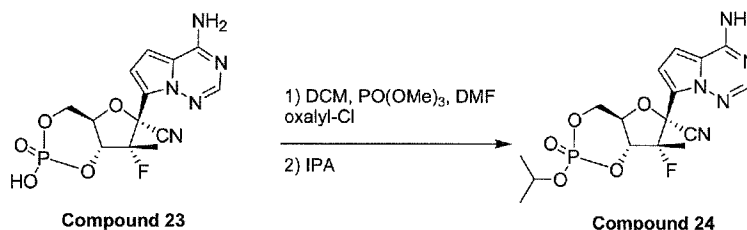
10 $^{19}\text{F-NMR}$ (376MHz; CD_3OD): d -153.11.

$^{31}\text{P-NMR}$ (162MHz; CD_3OD): d -2.20.

MS $[\text{M} + \text{H}^+] = 370.2$.

Compound 24

15



A solution of **Compound 23** (7mg, 0.02 mmol) in DCM (2 mL) and $\text{PO}(\text{OMe})_3$ (1 mL) was prepared and cooled to 0°C . To this solution was added oxalyl-Cl (10 μL) followed by DMF (2 μL). The mixture was allowed to stir for 1 min before an aliquot was taken out and quenched in MeOH and then checked by LCMS for activation. Successive amounts of oxalyl-Cl (10 μL) and DMF (2 μL) were added until activation was complete. At this point, a large volume of 2-propanol (5 mL) was added to the reaction mixture and allowed to stir and warm to room temperature. Once the reaction was complete, the solvents were removed under reduced pressure, and the resulting crude material was purified by preparative HPLC to give 5.5 mg of **Compound 24** (yield 70%).

25 $^1\text{H-NMR}$ (400MHz; DMSO-d_6): d 8.26 (br, 1H), 8.15 (br, 1H), 7.97 (s, 1H), 7.00 (d, 1H; $J = 4.4\text{Hz}$), 6.88 (d, 1H; $J = 4.4\text{Hz}$), 4.59-4.51 (m, 2H), 4.37-4.25 (m, 2H), 1.23 (d, 3H; $J=22.8\text{Hz}$).

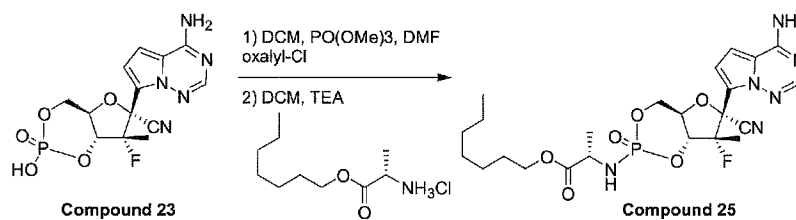
5 ^{19}F -NMR (376MHz; CD_3OD) : d -151.72.

^{31}P -NMR (162MHz; CD_3OD) : d -5.69.

MS $[\text{M} + \text{H}^+] = 412.0$.

Compound 25

10



Compound 25 was prepared from **Compound 23** in a matter similar to that of **Compound 24** substituting the heptyl ester of alanine for 2-propanol (yield 5.3%).

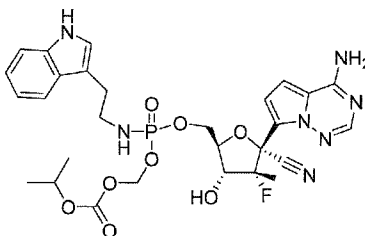
15 ^1H -NMR (400MHz; CD_3OD) : d 7.91 (s, 1H), 6.98 (d, 1H; $J = 4.8\text{Hz}$), 6.92 (d, 1H; $J = 4.8\text{Hz}$), 5.29 (dd, 1H; $J = 24.4\text{Hz}$, 8.8Hz), 4.66-4.60 (m, 2H), 4.48-4.40 (m, 1H), 4.15-4.11(m, 3H), 3.92(dd, 1H; $J = 9.6\text{Hz}$, 7.2Hz), 1.67-1.64 (m, 3H), 1.40-1.27 (m, 15H), 0.91-0.87(m, 6H).

^{19}F -NMR (376MHz; CD_3OD) : d -151.46.

20 ^{31}P -NMR (162MHz; CD_3OD) : d 7.36.

MS $[\text{M} + \text{H}^+] = 539.4$.

Compound 26



5

Compound 26

Compound 26 is prepared from compound **22** in a matter similar to that for preparation of compound **10**.

10 **Antiviral Activity**

Another aspect of the invention relates to methods of inhibiting viral infections, comprising the step of treating a sample or subject suspected of needing such inhibition with a composition of the invention.

Within the context of the invention samples suspected of containing a virus
15 include natural or man-made materials such as living organisms; tissue or cell cultures; biological samples such as biological material samples (blood, serum, urine, cerebrospinal fluid, tears, sputum, saliva, tissue samples, and the like); laboratory samples; food, water, or air samples; bioproduct samples such as extracts of cells, particularly recombinant cells synthesizing a desired glycoprotein; and the like.
20 Typically the sample will be suspected of containing an organism which induces a viral infection, frequently a pathogenic organism such as a tumor virus. Samples can be contained in any medium including water and organic solvent\water mixtures. Samples include living organisms such as humans, and man made materials such as cell cultures.

25 If desired, the anti-virus activity of a compound of the invention after application of the composition can be observed by any method including direct and indirect methods of detecting such activity. Quantitative, qualitative, and semiquantitative methods of determining such activity are all contemplated. Typically one of the screening methods described above are applied, however, any
30 other method such as observation of the physiological properties of a living organism are also applicable.

The antiviral activity of a compound of the invention can be measured using standard screening protocols that are known. For example, the antiviral activity of a

5 compound can be measured using the following general protocols.

Cell-based Flavivirus Immunodetection assay

BHK21 or A549 cells are trypsinized, counted and diluted to 2×10^5 cells/mL in Hams F-12 media (A549 cells) or RPMI-1640 media (BHK21 cells) supplemented with 2% fetal bovine serum (FBS) and 1% penicillin/streptomycin. 2×10^4 cells are
10 dispensed in a clear 96-well tissue culture plates per well and placed at 37°C, 5% CO₂ overnight. On the next day, the cells are infected with viruses at multiplicity of infection (MOI) of 0.3 in the presence of varied concentrations of test compounds for 1 hour at 37°C and 5% CO₂ for another 48 hours. The cells are washed once with PBS and fixed with cold methanol for 10 min. After washing twice with PBS, the
15 fixed cells are blocked with PBS containing 1% FBS and 0.05% Tween-20 for 1 hour at room temperature. The primary antibody solution (4G2) is then added at a concentration of 1:20 to 1:100 in PBS containing 1% FBS and 0.05% Tween-20 for 3 hours. The cells are then washed three times with PBS followed by one hour incubation with horseradish peroxidase(HRP)-conjugated anti-mouse IgG (Sigma,
20 1:2000 dilution). After washing three times with PBS, 50 microliters of 3,3',5,5'-tetramethylbenzidine (TMB) substrate solution (Sigma) is added to each well for two minutes. The reaction is stopped by addition of 0.5 M sulfuric acid. The plates are read at 450 nm absorbance for viral load quantification. After measurement, the cells are washed three times with PBS followed by incubation with propidium iodide for 5
25 min. The plate is read in a Tecan Safire™ reader (excitation 537 nm, emission 617 nm) for cell number quantification. Dose response curves are plotted from the mean absorbance versus the log of the concentration of test compounds. The EC₅₀ is calculated by non-linear regression analysis. A positive control such as N-nonyl-deoxyjirimycin may be used.

30 Cell-based Flavivirus cytopathic effect assay

For testing against West Nile virus or Japanese encephalitis virus, BHK21 cells are trypsinized and diluted to a concentration of 4×10^5 cells/mL in RPMI-1640

5 media supplemented with 2% FBS and 1% penicillin/streptomycin. For testing
against dengue virus, Huh7 cells are trypsinized and diluted to a concentration of 4×10^5 cells/mL in DMEM media supplemented with 5% FBS and 1%
10 penicillin/streptomycin. A 50 microliter of cell suspension (2×10^4 cells) is dispensed
per well in a 96-well optical bottom PIT polymer-based plates (Nunc). Cells are
grown overnight in culture medium at 37°C, 5% CO₂, and then infected with West
15 Nile virus (e.g. B956 strain) or Japanese encephalitis virus (e.g. Nakayama strain) at
MOI = 0.3, or with dengue virus (e.g. DEN-2 NGC strain) at MOI = 1, in the presence
of different concentrations of test compounds. The plates containing the virus and the
compounds are further incubated at 37°C, 5% CO₂ for 72 hours. At the end of
incubation, 100 microliters of CellTiter-Glo™ reagent is added into each well.
20 Contents are mixed for 2 minutes on an orbital shaker to induce cell lysis. The plates
are incubated at room temperature for 10 minutes to stabilize luminescent signal.
Luminescence reading is recorded using a plate reader. A positive control such as N-
nonyl-deoxyojirimycin may be used.

20 **Antiviral Activity in a Mouse Model of Dengue Infection.**

Compounds are tested *in vivo* in a mouse model of dengue virus infection
(Schul *et al.* J. Infectious Dis. 2007; 195:665-74). Six to ten week old AG129 mice
(B&K Universal Ltd, Hill, UK) are housed in individually ventilated cages. Mice are
injected intraperitoneally with 0.4 mL TSV01 dengue virus 2 suspension. Blood
25 samples are taken by retro orbital puncture under isoflurane anesthesia. Blood
samples are collected in tubes containing sodium citrate to a final concentration of
0.4%, and immediately centrifuged for 3 minutes at 6000g to obtain plasma. Plasma
(20 microliters) is diluted in 780 microliters RPMI-1640 medium and snap frozen in
liquid nitrogen for plaque assay analysis. The remaining plasma is reserved for
30 cytokine and NS1 protein level determination. Mice develop dengue viremia rising
over several days, peaking on day 3 post-infection.

For testing of antiviral activity, a compound of the invention is dissolved in

5 vehicle fluid, e.g. 10% ethanol, 30% PEG 300 and 60% D5W (5% dextrose in water;
or 6N HCl (1.5 eq):1N NaOH (pH adjusted to 3.5): 100 mM citrate buffer pH 3.5
(0.9% v/v:2.5% v/v: 96.6% v/v). Thirty six 6-10 week old AG129 mice are divided
into six groups of six mice each. All mice are infected with dengue virus as described
above (day 0). Group 1 is dosed by oral gavage of 200 mL/mouse with 0.2 mg/kg of
10 a compound of the invention twice a day (once early in the morning and once late in
the afternoon) for three consecutive days starting on day 0 (first dose just before
dengue infection). Groups 2, 3 and 4 are dosed the same way with 1 mg/kg, 5 mg/kg
and 25 mg/kg of the compound, respectively. A positive control may be used, such as
(2R,3R,4R,5R)-2-(2-amino-6-hydroxy-purin-9-yl)-5-hydroxymethyl-3-methyl-
15 tetrahydro-furan-3,4-diol, dosed by oral gavage of 200 microliters/mouse the same
way as the previous groups. A further group is treated with only vehicle fluid.

On day 3 post-infection approximately 100 microliter blood samples (anti-
coagulated with sodium citrate) are taken from the mice by retro-orbital puncture
under isoflurane anesthesia. Plasma is obtained from each blood sample by
20 centrifugation and snap frozen in liquid nitrogen for plague assay analysis. The
collected plasma samples are analyzed by plague assay as described in Schul *et al.*
Cytokines are also analyzed as described by Schul. NS1 protein levels are analyzed
using a Platelia™ kit (BioRad Laboratories). An anti-viral effect is indicated by a
reduction in cytokine levels and/or NS1 protein levels.

25 Typically, reductions in viremia of about 5-100 fold, more typically 10-60
fold, most typically 20-30 fold, are obtained with 5-50 mg/kg bid dosages of the
compounds of the invention.

HCV IC₅₀ Determination

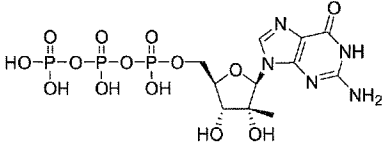
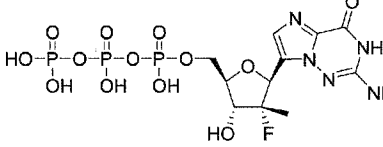
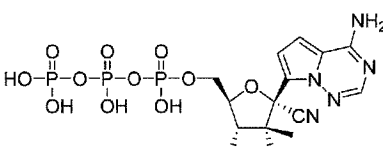
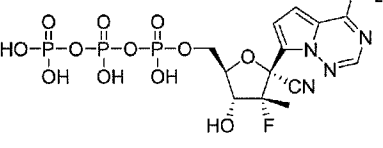
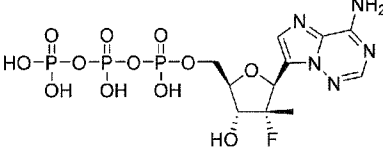

30 Assay Protocol: Either wild type or S282T (Migliaccio, et al, *J. Biol. Chem.*
2003, 49164-49170; Klumpp, et al., *J. Biol. Chem.* **2006**, 3793-3799) mutant
polymerase enzyme was used in this assay. NS5b polymerase assay (40 μL) was

5 assembled by adding 28 μ L polymerase mixture (final concentration: 50 mM Tris-HCl at pH 7.5, 10 mM KCL, 5 mM $MgCl_2$, 1 mM DTT, 10 mM EDTA, 4 ng/ μ L of RNA template, and 75 nM HCV Δ 21 NS5b polymerase) to assay plates followed by 4 μ L of compound dilution. The polymerase and compound were pre-incubated at 35°C for 10 minute before the addition of 8 μ L of nucleotide substrate mixture (33P-
 10 α -labeled competing nucleotide at K_M and 0.5 mM of the remaining three nucleotides). The assay plates were covered and incubated at 35°C for 90 min. Reactions were then filtered through 96-well DEAE-81 filter plates via vacuum. The filter plates were then washed under vacuum with multiple volumes of 0.125 M $NaHPO_4$, water, and ethanol to remove unincorporated label. Plates were then
 15 counted on TopCount to assess the level of product synthesis over background controls. The IC50 value is determined using Prism fitting program.

Preferably, compounds described herein inhibited NS5b polymerase with an IC_{50} 's below 1000 μ M, more preferably below 100 μ M, and most preferably below 10 μ M. For example, compound **TP-1** has an IC_{50} of 0.15 μ M against both wild type
 20 HCV polymerase and the S282T mutant enzyme. Table II below shows the activity of **TP-1** and **TP-2** against both wild type and the S282T mutant enzyme compared to the activities obtained with the triphosphate of 2'-methyl guanidine and the triphosphate of (2R,3R,4R,5R)-2-(4-aminopyrrolo[1,2-f][1,2,4]triazin-7-yl)-3,4-dihydroxy-5-(hydroxymethyl)-3-methyl-tetrahydrofuran-2-carbonitrile. This
 25 demonstrates that replacing the 2' OH of the pyrrolo[1,2-f][1,2,4]triazin-7-yl nucleosides with a 2' F unexpectedly confers activity against resistant S282T HCV mutant strains of virus.

Table II

Triphosphate	WT IC50(μ M)	S282T IC50(μ M)	Note
--------------	----------------------	-------------------------	------

 <p>2'-C-MeGTP</p>	0.1	20	from <i>J. Bio. Chem.</i> , 2003, 278, 49164 (200 fold shift)
 <p>TP-1</p>	0.15	0.15	(1 fold shift)
 <p>TP-2</p>	0.525	111	WO/2009/132135 (242 fold shift)
 <p>TP-2</p>	0.24	1.60	(7 fold shift)
 <p>TP-3</p>	0.034		
 <p>TP-8a</p>	0.30	1.6	(5.3 fold shift)

5 HCV EC₅₀ Determination

Replicon cells were seeded in 96-well plates at a density of 8×10^3 cells per well in 100 μ L of culture medium, excluding Geneticin. Compound was serially diluted in 100% DMSO and then added to the cells at a 1:200 dilution, achieving a final concentration of 0.5% DMSO and a total volume of 200 μ L. Plates were incubated at 37°C for 3 days, after which culture medium was removed and cells were lysed in lysis buffer provided by Promega's luciferase assay system. Following the manufacturer's instruction, 100 μ L of luciferase substrate was added to the lysed cells and luciferase activity was measured in a TopCount luminometer. Preferably, compounds described herein have EC₅₀'s below 1000 μ M, more preferably below 100 μ M, and most preferably below 10 μ M. The activities of representative compounds of Formula I are shown in the Table III below.

Table III

Compound No.	EC ₅₀ , μ M
A-1	23
B-1	1.4-4.3
B-3	16-28
B-4	8.4-19
B-5	1.93-25.5
B-6	3.75-11.1
B-7	63-73
B-8	35-60
C-1	67-70
C-2	3.9-12
C-3	43-84
C-4	9.8-31
C-5	24-28

C-6	11
10	6.5-8
22	31-45
23	39.4-40.3
24	40.3-70.5
25	9.7-10
PD-A-8b	0.68

5

The cytotoxicity of a compound of the invention can be determined using the following general protocol.

Metabolism Studies:

10 Applicants have observed that monophosphate prodrugs of nucleoside analogs with a nitrogen at the X¹ position can have enhanced activity over their counterparts with a carbon at the X¹ position. This difference in activity correlates to the amount of the active triphosphate analogs of the compounds in cells. This can be quantified by a metabolism study which quantifies the intracellular concentration of the
15 triphosphate analogs. The higher intracellular concentration of the triphosphate metabolite correlates to the prodrug with enhanced activity.

For example, comparison of the prodrug compound **B-7** with prodrug compound **PD-A-8b** shows increased activity when the X¹ position is nitrogen. This can be observed in Table III, where the HCV EC₅₀ for the compound where the X¹
20 position is nitrogen (compound **PD-A-8b**) is 0.68 μM compared to 63-73 μM for compound **B-7**. The activation of prodrug analog **PD-A-8b** (to its triphosphate analog **TP-8a**) was found to be more than two orders of magnitude more efficient than that observed for its prodrug counterpart where the X¹ position is carbon, **B-7** (to its triphosphate analog **TP-3**), as seen in Table IV.

25

Experimental:

5 Huh-luc/neo replicon cells containing HCV genotype 1b subgenomic replicons were maintained in Dulbecco's modified eagle medium containing glutamax supplemented with 10% heat inactivated fetal bovine serum, penicillin-streptomycin, and G418 disulphate salt solution. Cells were transferred to twelve well tissue culture plates by trypsonization and grown to confluency (0.88×10^6 cells/well). Cells were
 10 treated for 24 hours with 10 μ M nucleoside, or 10 μ M prodrug. After 24 hours, cells were washed 2 times with 2.0 mL ice cold 0.9% sodium chloride saline. Cells were then scraped into 0.5 mL 70% methanol (MeOH) and frozen overnight to facilitate the extraction of nucleotide metabolites. Extracted cell material in 70% MeOH was transferred into tubes and dried. After drying, samples were resuspended in 1mM
 15 Ammonium phosphate pH 8.5 containing internal standard (100 nM ClATP). Intracellular levels of the nucleoside triphosphates were quantified based on authentic standard curves by liquid chromatography coupled to tandem mass spectrometry.

Results

20 Table IV: Intracellular triphosphate analog concentrations formed in Huh-luc/neo replicon cells following 24 hour incubations with 10 μ M **PD-A-8b** and **B-7**.

Prodrug	Triphosphate	Intracellular Triphosphate Analog Concentration (pmol/million)
B-7	TP-3	< 0.11 ^a
PD-A-8b	TP-8a	20.5 ^b

^a Intracellular concentrations were below the lower limit of quantification of the assay.
^b Value is the average of results from 2 separate wells.

25 Cytotoxicity Cell Culture Assay (Determination of CC50):

The assay is based on the evaluation of cytotoxic effect of tested compounds using a metabolic substrate.

Assay protocol for determination of CC50:

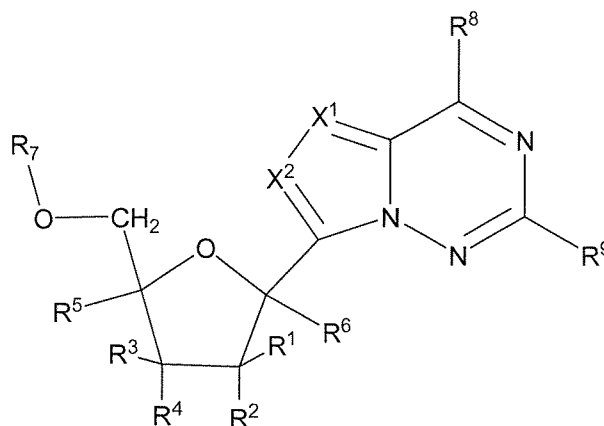
1. Maintain MT-2 cells in RPMI-1640 medium supplemented with 5% fetal bovine
 30 serum and antibiotics.

- 5 2. Distribute the cells into a 96-well plate (20,000 cell in 100 μ L media per well) and
add various concentrations of the tested compound in triplicate (100 μ L/well).
Include untreated control.
3. Incubate the cells for 5 days at 37°C.
4. Prepare XTT solution (6 ml per assay plate) in dark at a concentration of 2mg/ml
10 in a phosphate-buffered saline pH 7.4. Heat the solution in a water-bath at 55°C
for 5 min. Add 50 μ L of N-methylphenazonium methasulfate (5 μ g/mL) per 6 mL
of XTT solution.
5. Remove 100 μ L media from each well on the assay plate and add 100 μ L of the
15 XTT substrate solution per well. Incubate at 37°C for 45 to 60 min in a CO₂
incubator.
6. Add 20 μ L of 2% Triton X-100 per well to stop the metabolic conversion of XTT.
7. Read the absorbance at 450 nm with subtracting off the background at 650 nm.
8. Plot the percentage absorbance relative to untreated control and estimate the CC50
value as drug concentration resulting in a 50% inhibition of the cell growth.
- 20 Consider the absorbance being directly proportional to the cell growth.

All publications, patents, and patent documents cited herein above are
incorporated by reference herein, as though individually incorporated by reference.
The invention has been described with reference to various specific and preferred
25 embodiments and techniques. However, one skilled in the art will understand that
many variations and modifications may be made while remaining within the spirit and
scope of the invention.

5 What is claimed is

1. A compound of Formula I:



Formula I

10 or a pharmaceutically acceptable salt, thereof;

wherein:

R^1 is (C_1-C_8) alkyl, (C_4-C_8) carbocyclalkyl, (C_1-C_8) substituted alkyl, (C_2-C_8) alkenyl, (C_2-C_8) substituted alkenyl, (C_2-C_8) alkynyl, (C_2-C_8) substituted alkynyl, or aryl (C_1-C_8) alkyl;

15 R^2 is halogen;

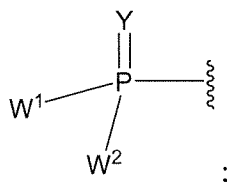
each R^3 , R^4 , or R^5 is independently H, OR^a , $N(R^a)_2$, N_3 , CN, NO_2 , $S(O)_nR^a$, halogen, (C_1-C_8) alkyl, (C_4-C_8) carbocyclalkyl, (C_1-C_8) substituted alkyl, (C_2-C_8) alkenyl, (C_2-C_8) substituted alkenyl, (C_2-C_8) alkynyl, (C_2-C_8) substituted alkynyl, or aryl (C_1-C_8) alkyl;

20 or any two of R^3 , R^4 or R^5 on adjacent carbon atoms when taken together are $-O(CO)O-$ or when taken together with the ring carbon atoms to which they are attached form a double bond;

R^6 is H, OR^a , $N(R^a)_2$, N_3 , CN, NO_2 , $S(O)_nR^a$, $-C(=O)R^{11}$, $-C(=O)OR^{11}$, $-C(=O)NR^{11}R^{12}$, $-C(=O)SR^{11}$, $-S(O)R^{11}$, $-S(O)_2R^{11}$, $-S(O)(OR^{11})$, $-S(O)_2(OR^{11})$,

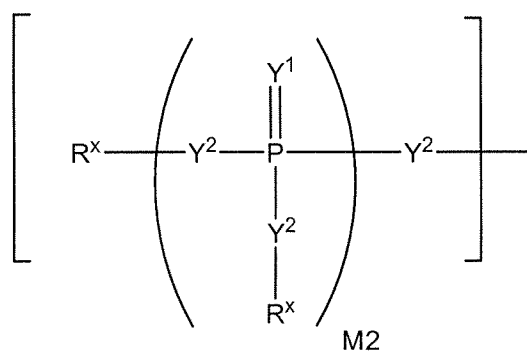
25 $-SO_2NR^{11}R^{12}$, halogen, (C_1-C_8) alkyl, (C_4-C_8) carbocyclalkyl, (C_1-C_8) substituted alkyl, (C_2-C_8) alkenyl, (C_2-C_8) substituted alkenyl, (C_2-C_8) alkynyl, (C_2-C_8) substituted alkynyl, or aryl (C_1-C_8) alkyl;

- 5 each n is independently 0, 1, or 2;
 each R^a is independently H, (C₁-C₈)alkyl, (C₂-C₈)alkenyl, (C₂-C₈)alkynyl,
 aryl(C₁-C₈)alkyl, (C₄-C₈)carbocyclalkyl, -C(=O)R¹¹, -C(=O)OR¹¹, -C(=O)NR¹¹R¹²,
 -C(=O)SR¹¹, -S(O)R¹¹, -S(O)₂R¹¹, -S(O)(OR¹¹), -S(O)₂(OR¹¹), or -SO₂NR¹¹R¹²;
 R⁷ is H, -C(=O)R¹¹, -C(=O)OR¹¹, -C(=O)NR¹¹R¹², -C(=O)SR¹¹, -S(O)R¹¹, -
 10 S(O)₂R¹¹, -S(O)(OR¹¹), -S(O)₂(OR¹¹), -SO₂NR¹¹R¹², or



each Y or Y¹ is, independently, O, S, NR, ⁺N(O)(R), N(OR), ⁺N(O)(OR), or N-NR₂;

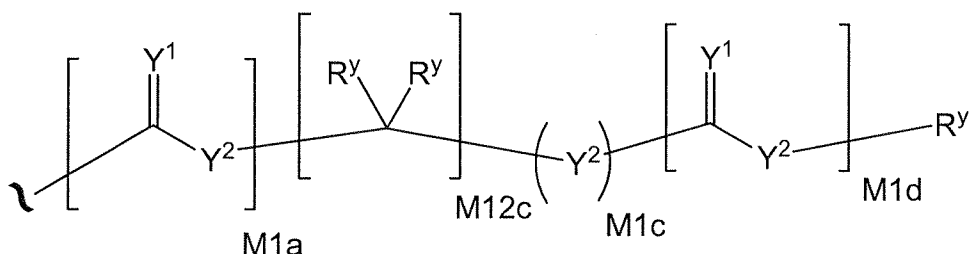
- W¹ and W², when taken together, are -Y³(C(R^y)₂)₃Y³-; or one of W¹ or W²
 15 together with either R³ or R⁴ is -Y³- and the other of W¹ or W² is Formula Ia; or W¹
 and W² are each, independently, a group of the Formula Ia:



Formula Ia

wherein:

- 20 each Y² is independently a bond, O, CR₂, NR, ⁺N(O)(R), N(OR), ⁺N(O)(OR),
 N-NR₂, S, S-S, S(O), or S(O)₂;
 each Y³ is independently O, S, or NR;
 M2 is 0, 1 or 2;
 each R^x is independently R^y or the formula:



5

wherein:

each M1a, M1c, and M1d is independently 0 or 1;

M12c is 0, 1, 2, 3, 4, 5, 6, 7, 8, 9, 10, 11 or 12;

each R^y is independently H, F, Cl, Br, I, OH, R, $-C(=Y^1)R$, $-C(=Y^1)OR$, $-C(=Y^1)N(R)_2$, $-N(R)_2$, $-N(R)_3$, $-SR$, $-S(O)R$, $-S(O)_2R$, $-S(O)(OR)$, $-S(O)_2(OR)$, $-OC(=Y^1)R$, $-OC(=Y^1)OR$, $-OC(=Y^1)N(R)_2$, $-SC(=Y^1)R$, $-SC(=Y^1)OR$, $-SC(=Y^1)N(R)_2$, $-N(R)C(=Y^1)R$, $-N(R)C(=Y^1)OR$, $-N(R)C(=Y^1)N(R)_2$, $-SO_2NR_2$, $-CN$, $-N_3$, $-NO_2$, $-OR$, or W^3 ; or when taken together, two R^y on the same carbon atom form a carbocyclic ring of 3 to 7 carbon atoms;

each R is independently H, (C_1-C_8) alkyl, (C_1-C_8) substituted alkyl, (C_2-C_8) alkenyl, (C_2-C_8) substituted alkenyl, (C_2-C_8) alkynyl, (C_2-C_8) substituted alkynyl, C_6-C_{20} aryl, C_6-C_{20} substituted aryl, C_2-C_{20} heterocyclyl, C_2-C_{20} substituted heterocyclyl, arylalkyl or substituted arylalkyl;

W^3 is W^4 or W^5 ; W^4 is R, $-C(Y^1)R^y$, $-C(Y^1)W^5$, $-SO_2R^y$, or $-SO_2W^5$; and W^5 is a carbocycle or a heterocycle wherein W^5 is independently substituted with 0 to 3 R^y groups;

each X^1 or X^2 is independently $C-R^{10}$ or N;

each R^8 is halogen, $NR^{11}R^{12}$, $N(R^{11})OR^{11}$, $NR^{11}NR^{11}R^{12}$, N_3 , NO, NO_2 , CHO, CN, $-CH(=NR^{11})$, $-CH=NNHR^{11}$, $-CH=N(OR^{11})$, $-CH(OR^{11})_2$, $-C(=O)NR^{11}R^{12}$, $-C(=S)NR^{11}R^{12}$, $-C(=O)OR^{11}$, (C_1-C_8) alkyl, (C_2-C_8) alkenyl, (C_2-C_8) alkynyl, (C_4-C_8) carbocyclalkyl, optionally substituted aryl, optionally substituted heteroaryl, $-C(=O)(C_1-C_8)$ alkyl, $-S(O)_n(C_1-C_8)$ alkyl, aryl (C_1-C_8) alkyl, OR^{11} or SR^{11} ;

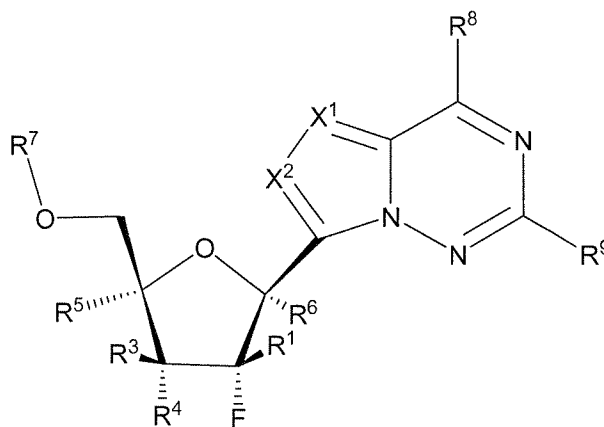
each R^9 or R^{10} is independently H, halogen, $NR^{11}R^{12}$, $N(R^{11})OR^{11}$, $NR^{11}NR^{11}R^{12}$, N_3 , NO, NO_2 , CHO, CN, $-CH(=NR^{11})$, $-CH=NHR^{11}$, $-CH=N(OR^{11})$, $-CH(OR^{11})_2$, $-C(=O)NR^{11}R^{12}$, $-C(=S)NR^{11}R^{12}$, $-C(=O)OR^{11}$, R^{11} , OR^{11} or SR^{11} ;

30

5 each R^{11} or R^{12} is independently H, (C₁-C₈)alkyl, (C₂-C₈)alkenyl, (C₂-C₈)alkynyl, (C₄-C₈)carbocyclalkyl, optionally substituted aryl, optionally substituted heteroaryl, -C(=O)(C₁-C₈)alkyl, -S(O)_n(C₁-C₈)alkyl or aryl(C₁-C₈)alkyl; or R^{11} and R^{12} taken together with a nitrogen to which they are both attached form a 3 to 7 membered heterocyclic ring wherein any one carbon atom of said heterocyclic ring
10 can optionally be replaced with -O-, -S- or -NR^a;

wherein each (C₁-C₈)alkyl, (C₂-C₈)alkenyl, (C₂-C₈)alkynyl or aryl(C₁-C₈)alkyl of each R^1 , R^3 , R^4 , R^5 , R^6 , R^{11} or R^{12} is, independently, optionally substituted with one or more halo, hydroxy, CN, N₃, N(R^a)₂ or OR^a; and wherein one or more of the non-terminal carbon atoms of each said (C₁-C₈)alkyl may be optionally replaced with -O-,
15 -S- or -NR^a.

2. A compound according to claim 1 represented by Formula II



Formula II

20

wherein each Y and Y¹ is O; X¹ is CR¹⁰ or N and X² is CH; or a pharmaceutically acceptable salt or ester thereof.

3. A compound according to claim 2 wherein R⁸ is halogen, NR¹¹R¹²,
25 N(R¹¹)OR¹¹, NR¹¹NR¹¹R¹², OR¹¹ or SR¹¹.

4. A compound according to claim 3 wherein R⁹ is H, halogen, SR¹¹ or NR¹¹R¹².

5

5. A compound according to claim 4 wherein R⁶ is H, OR^a, CN, methyl, ethenyl, or ethynyl.

6. A compound according to claim 5 wherein R⁶ is H.

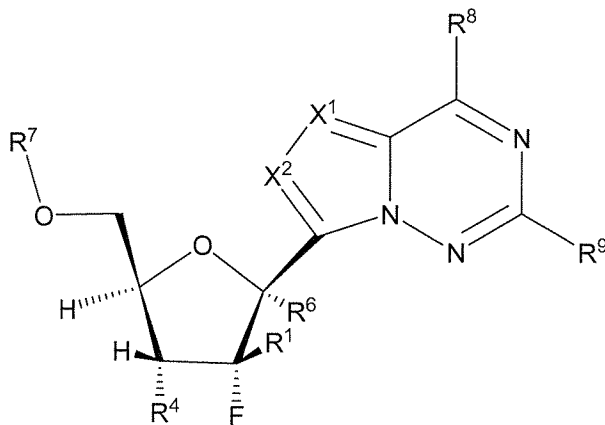
10

7. A compound according to claim 5 wherein R⁶ is CN.

8. A compound according to claim 5 wherein R⁴ is OR^a.

15

9. A compound according to claim 8 represented by Formula III

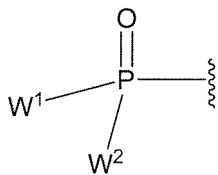


Formula III

wherein R¹ is methyl or ethynyl; or a pharmaceutically acceptable salt or ester thereof..

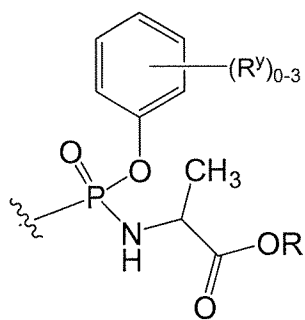
20

10. A compound according to claim 8 wherein R⁷ is H or



11. A compound according to claim 10 wherein R⁷ is

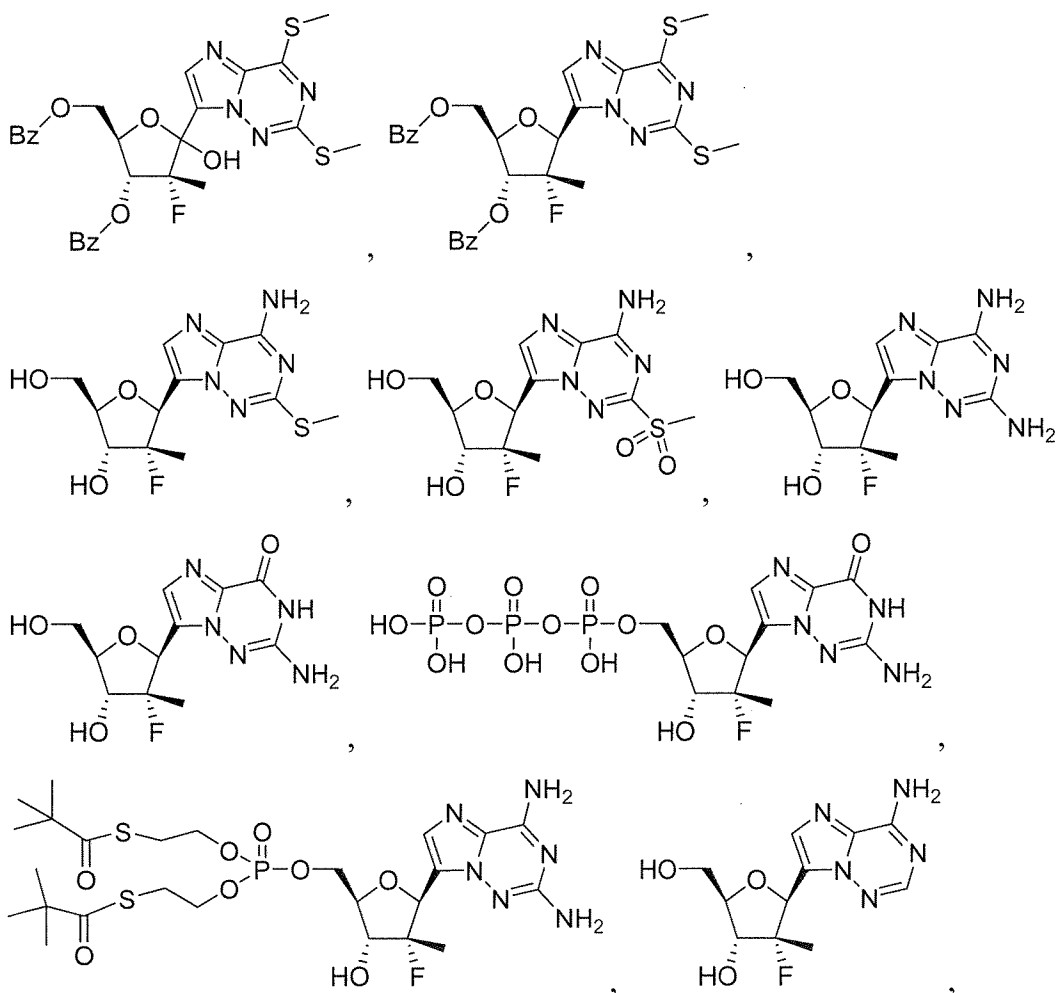
5

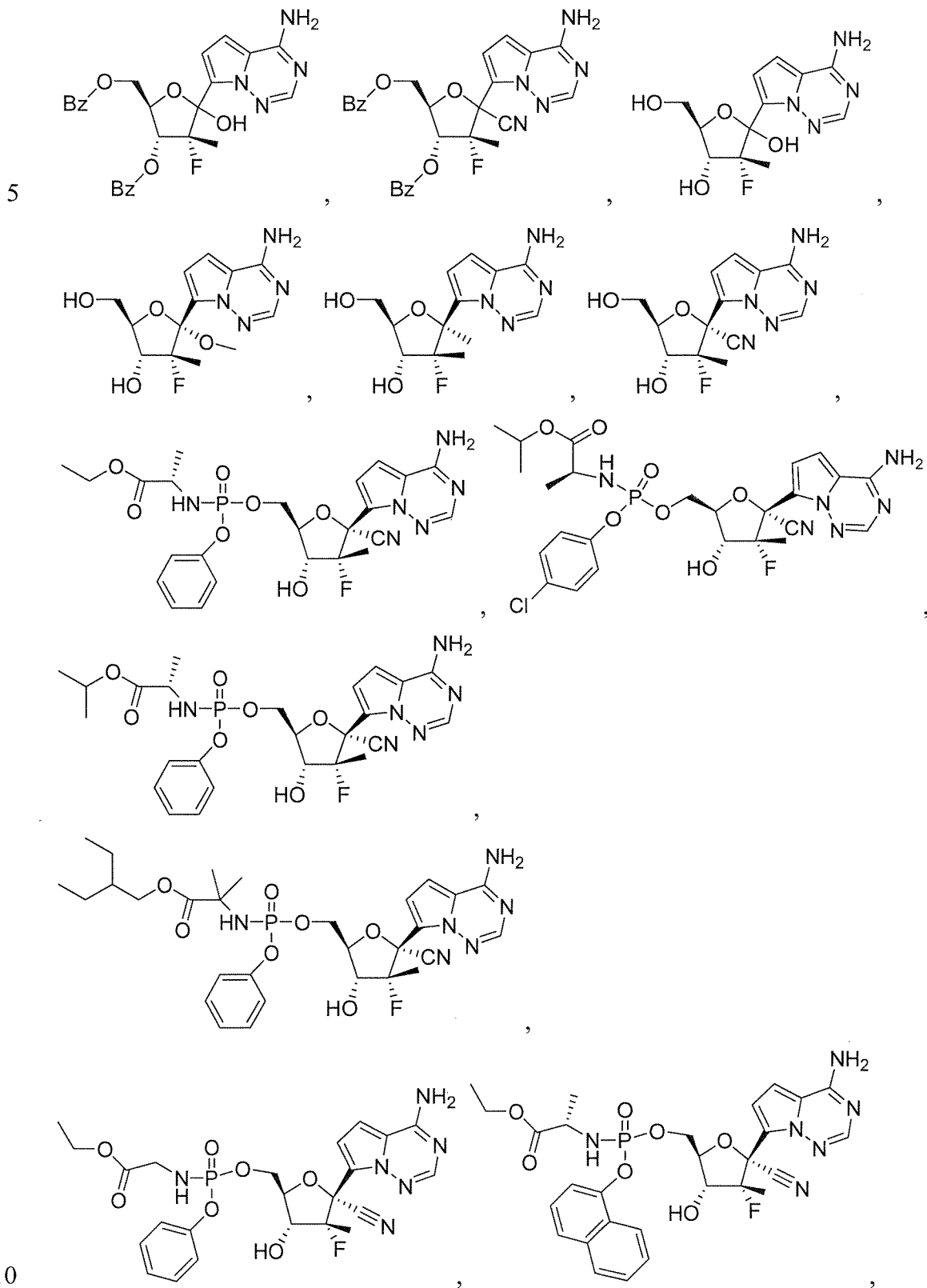


12. A compound according to claim 8 wherein R¹ is CH₃.

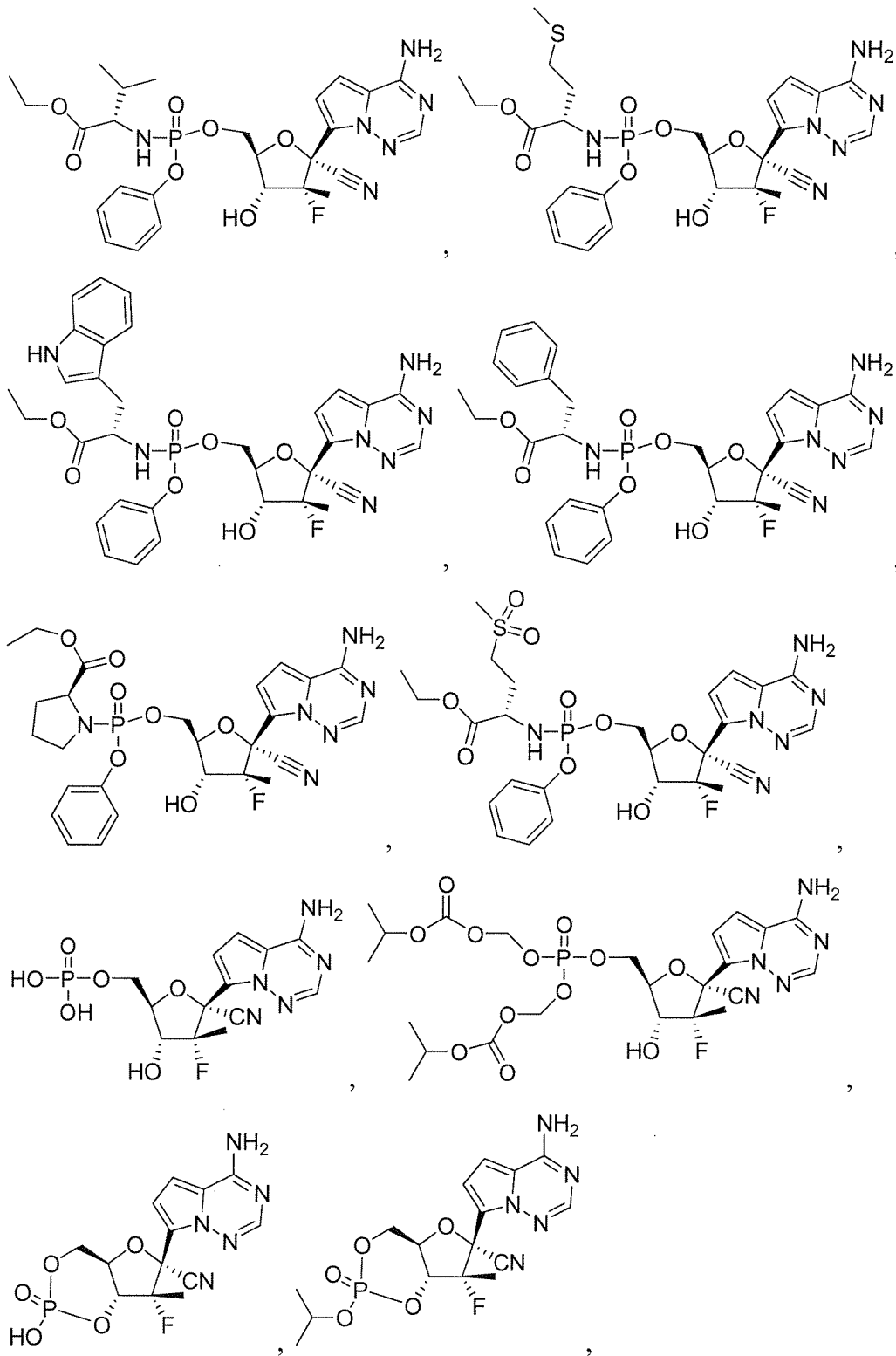
13. A compound that is

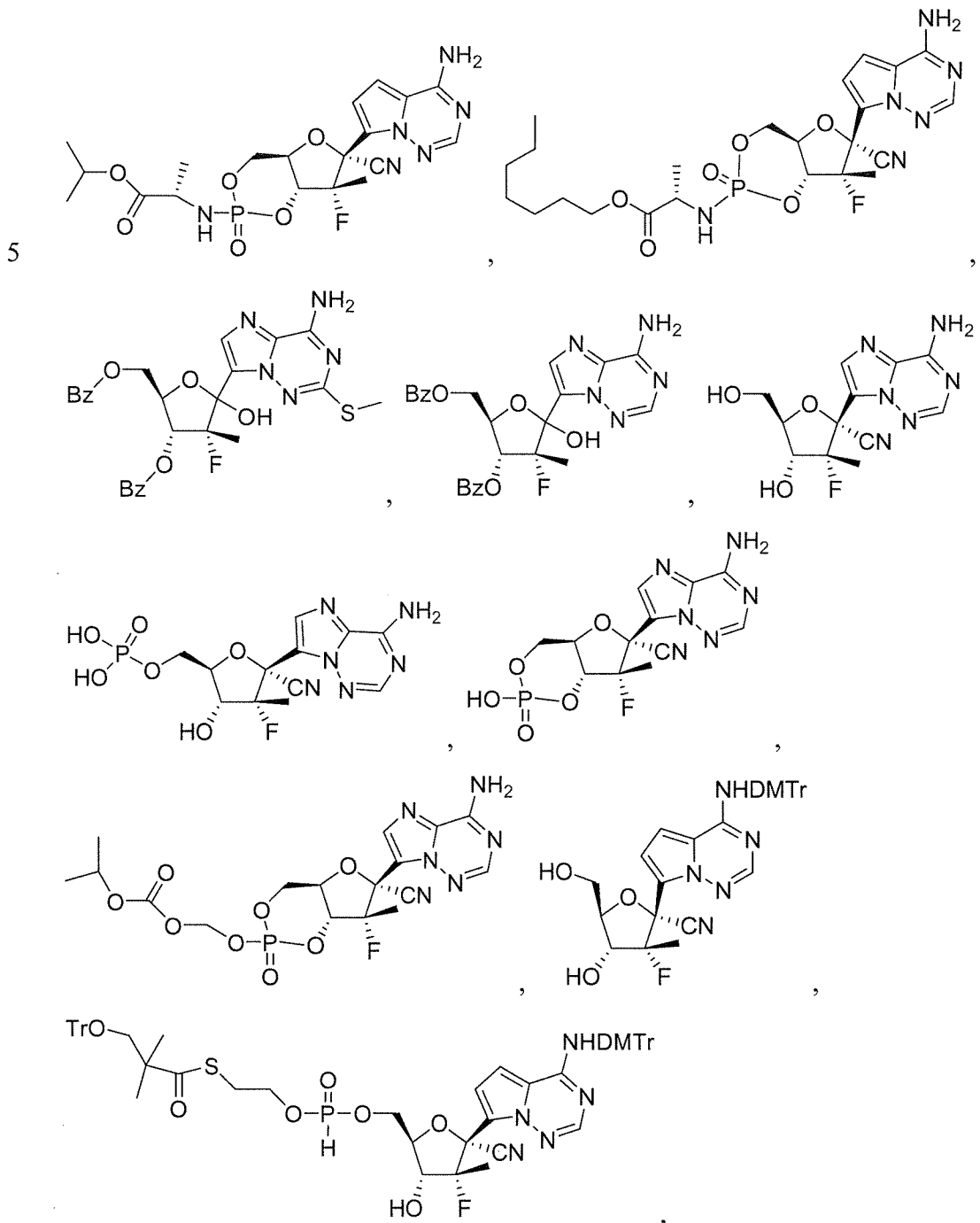
10

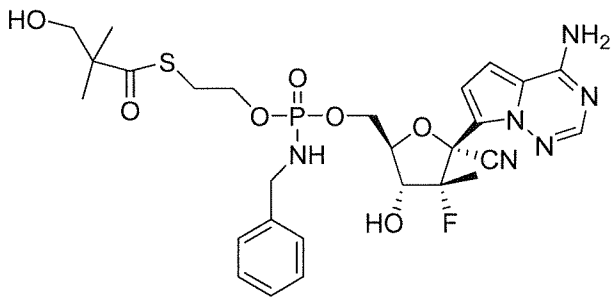




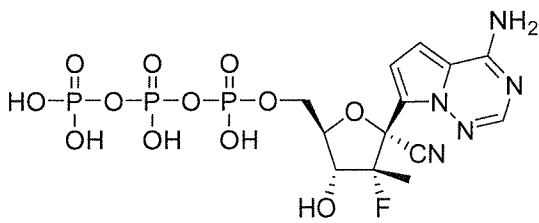
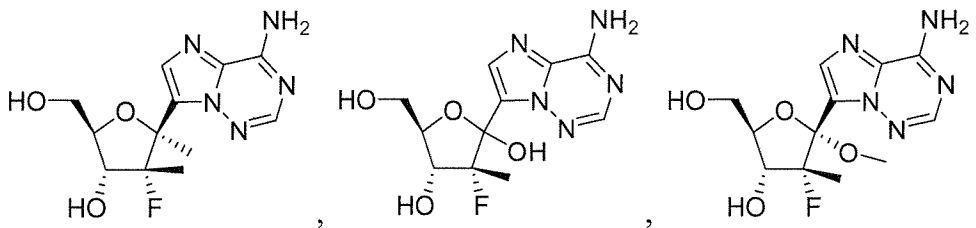
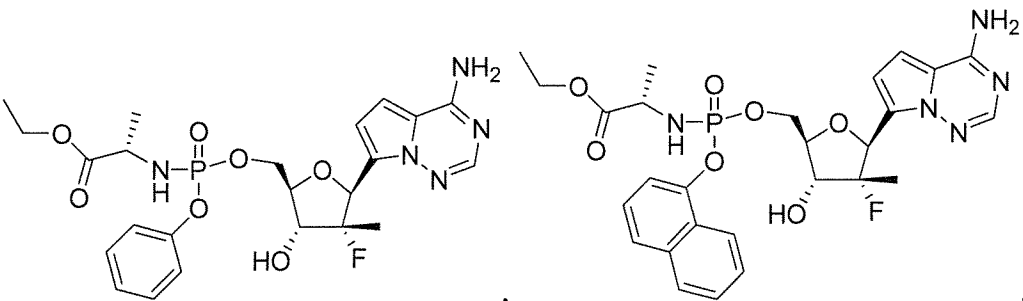
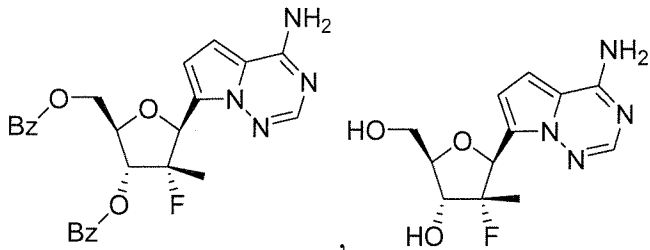
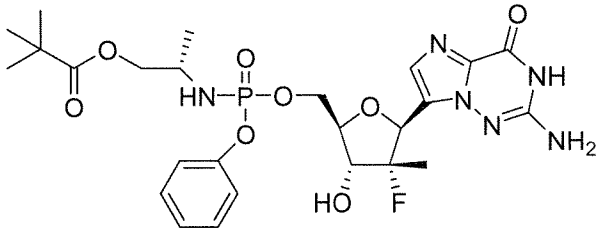
5





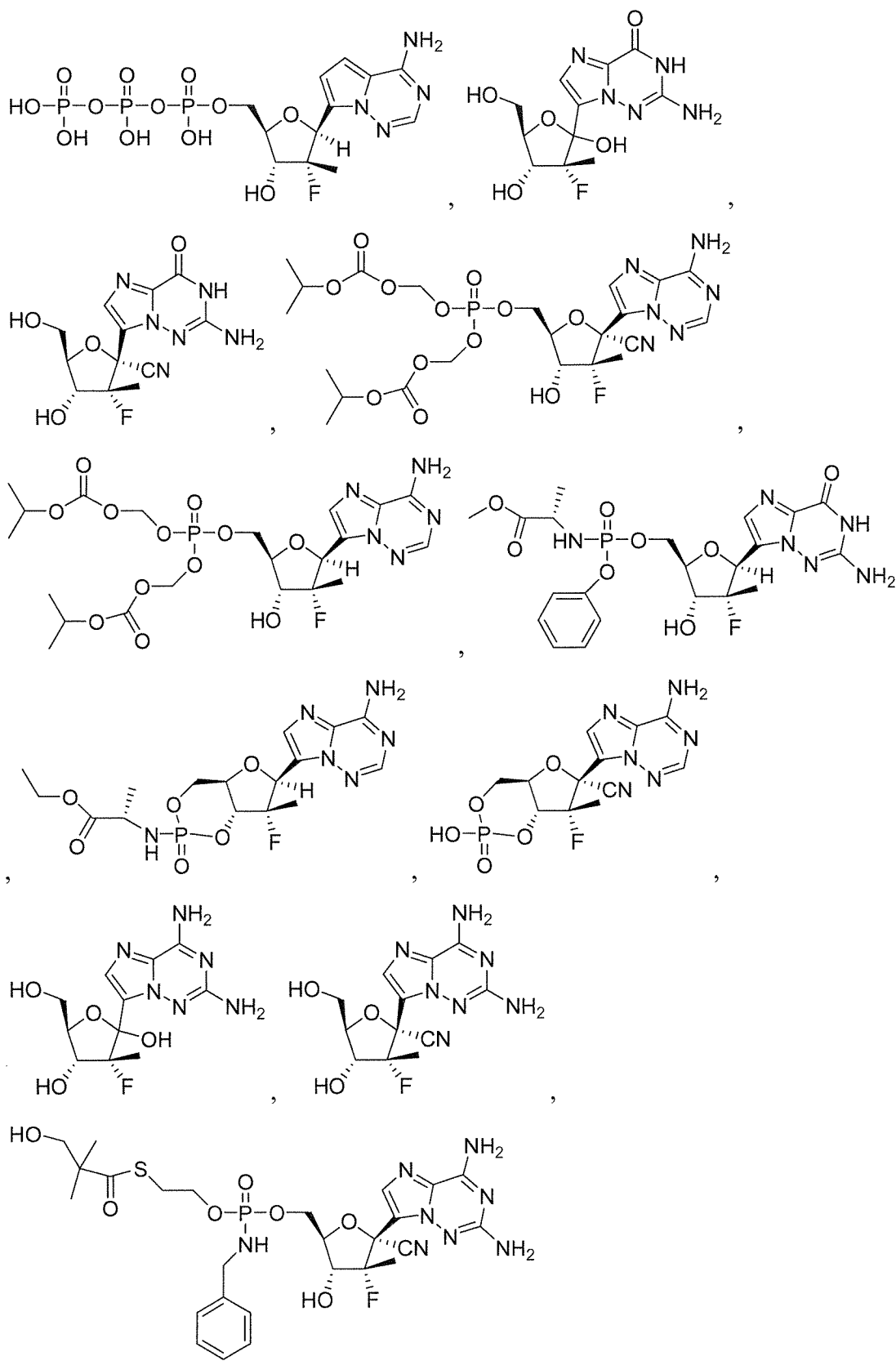


5

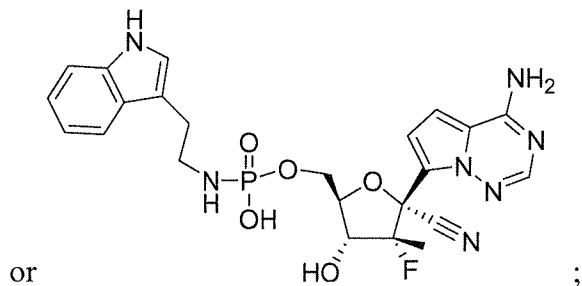
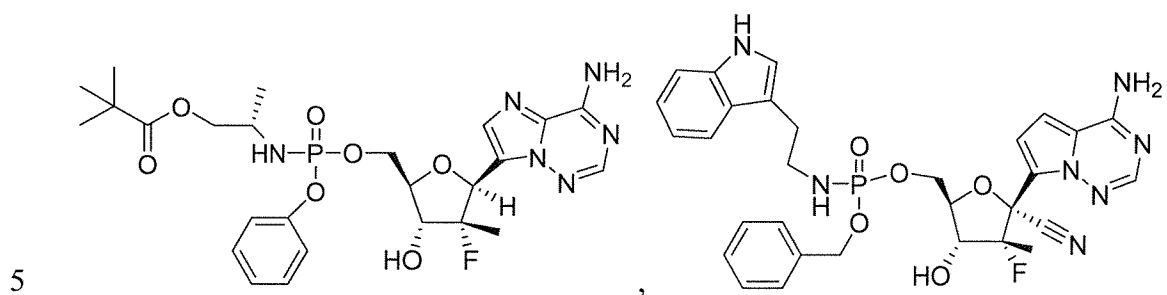


10

5

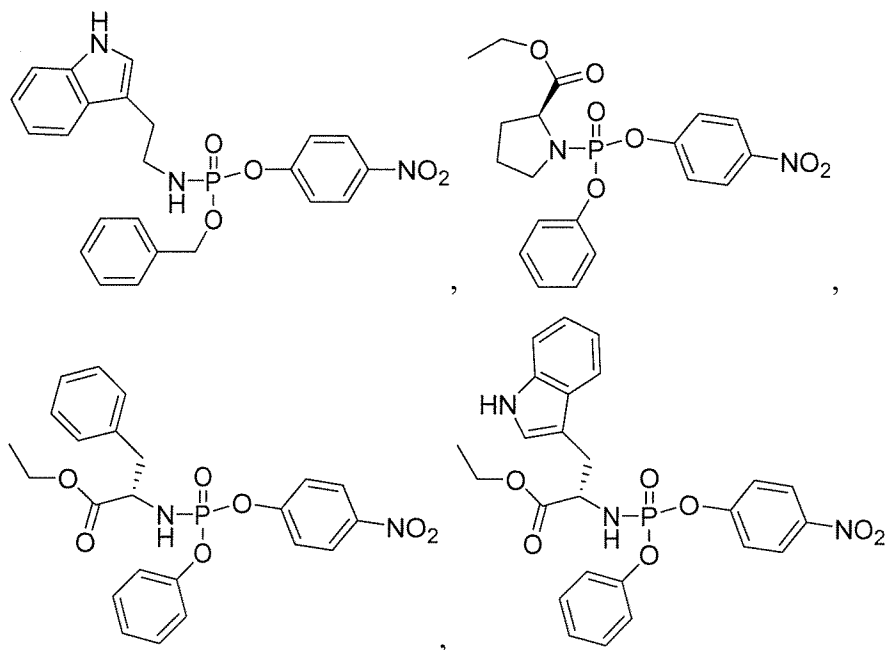


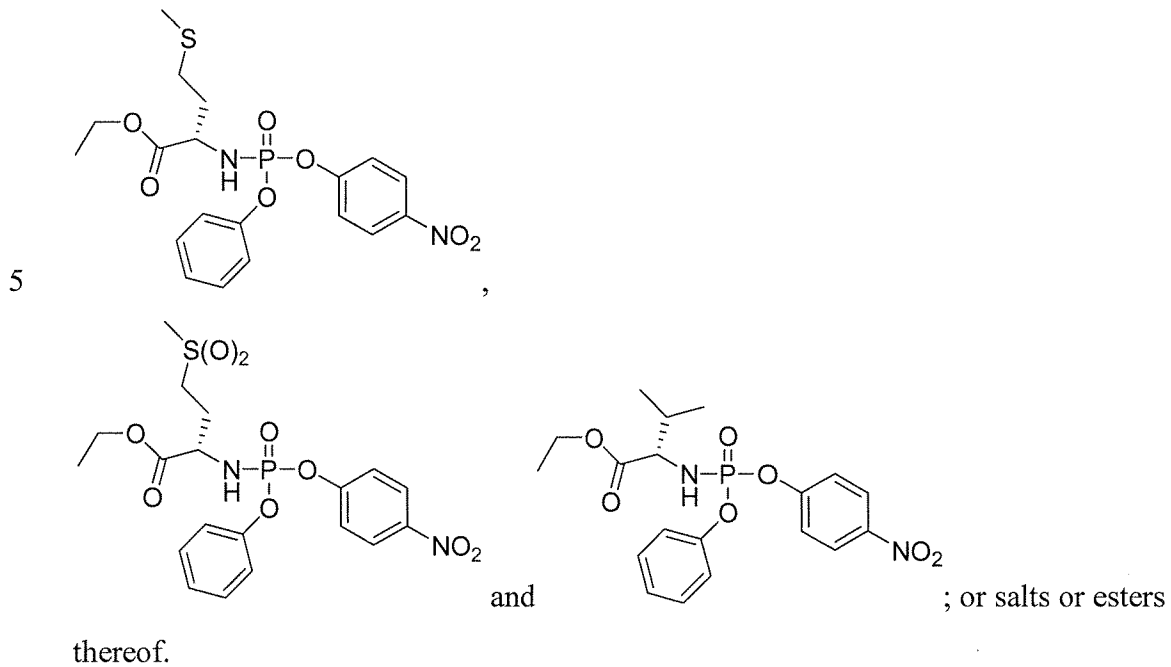
10



or a pharmaceutically acceptable salt or ester thereof.

14. A compound useful for the preparation of a compound of Formula I selected
 10 from the group consisting of





15. A pharmaceutical composition comprising a therapeutically effective amount
10 of a compound of claim 1 and a pharmaceutically acceptable carrier.

16. The pharmaceutical composition of claim 15 further comprising at least one
15 additional therapeutic agent selected from the group consisting of interferons,
ribavirin or its analogs, HCV NS3 protease inhibitors, NS5a inhibitors, alpha-
glucosidase 1 inhibitors, hepatoprotectants, mevalonate decarboxylase antagonists,
antagonists of the renin-angiotensin system, endothelin antagonists, other anti-fibrotic
20 agents, nucleoside or nucleotide inhibitors of HCV NS5B polymerase, non-nucleoside
inhibitors of HCV NS5B polymerase, HCV NS5A inhibitors, TLR-7 agonists,
cyclophilin inhibitors, HCV IRES inhibitors, pharmacokinetic enhancers and other
drugs for treating HCV; or mixtures thereof.

17. A method of treating a *Flaviviridae* virus infection comprising administering
25 to a mammal in need thereof a therapeutically effective amount of a compound or
pharmaceutical composition of claim 1.

5 18. The method of claim 17 wherein the viral infection is a Hepatitis C virus infection.

19. The method of claim 18 wherein the viral infection is caused by a S282T mutant of Hepatitis C virus.

10

20. The method of claim 17 further comprising administering at least one additional therapeutic agent selected from the group consisting of interferons, ribavirin or its analogs, HCV NS3 protease inhibitors, NS5a inhibitors, alpha-glucosidase 1 inhibitors, hepatoprotectants, mevalonate decarboxylase antagonists, 15 antagonists of the renin-angiotensin system, endothelin antagonists, other anti-fibrotic agents, nucleoside or nucleotide inhibitors of HCV NS5B polymerase, non-nucleoside inhibitors of HCV NS5B polymerase, HCV NS5A inhibitors, TLR-7 agonists, cyclophilin inhibitors, HCV IRES inhibitors, pharmacokinetic enhancers and other drugs for treating HCV; or mixtures thereof.

20

INTERNATIONAL SEARCH REPORT

International application No

PCT/US2011/028897

A. CLASSIFICATION OF SUBJECT MATTER

INV. C07D487/04 A61K31/41
ADD.

According to International Patent Classification (IPC) or to both national classification and IPC

B. FIELDS SEARCHED

Minimum documentation searched (classification system followed by classification symbols)

C07D A61K

Documentation searched other than minimum documentation to the extent that such documents are included in the fields searched

Electronic data base consulted during the international search (name of data base and, where practical, search terms used)

EPO-Internal, CHEM ABS Data, WPI Data

C. DOCUMENTS CONSIDERED TO BE RELEVANT

Category*	Citation of document, with indication, where appropriate, of the relevant passages	Relevant to claim No.
X	WO 2009/132123 A1 (GILEAD SCIENCES INC [US]; CHO AESOP [US]; KIM CHOUNG U [US]; PARRISH J) 29 October 2009 (2009-10-29) the whole document -----	1-20
Y	WO 02/057287 A2 (MERCK & CO INC [US]; ISIS PHARMACEUTICALS INC [US]; CARROLL STEVEN S []) 25 July 2002 (2002-07-25) the whole document -----	1-20
Y	WO 2008/089105 A2 (BIOCRYST PHARM INC [US]; BABU YARLAGADDA S [US]; CHAND POORAN [US]; KU) 24 July 2008 (2008-07-24) the whole document ----- -/--	1-20

 Further documents are listed in the continuation of Box C. See patent family annex.

* Special categories of cited documents :

"A" document defining the general state of the art which is not considered to be of particular relevance

"E" earlier document but published on or after the international filing date

"L" document which may throw doubts on priority claim(s) or which is cited to establish the publication date of another citation or other special reason (as specified)

"O" document referring to an oral disclosure, use, exhibition or other means

"P" document published prior to the international filing date but later than the priority date claimed

"T" later document published after the international filing date or priority date and not in conflict with the application but cited to understand the principle or theory underlying the invention

"X" document of particular relevance; the claimed invention cannot be considered novel or cannot be considered to involve an inventive step when the document is taken alone

"Y" document of particular relevance; the claimed invention cannot be considered to involve an inventive step when the document is combined with one or more other such documents, such combination being obvious to a person skilled in the art.

"&" document member of the same patent family

Date of the actual completion of the international search

21 July 2011

Date of mailing of the international search report

01/08/2011

Name and mailing address of the ISA/

European Patent Office, P.B. 5818 Patentlaan 2
NL - 2280 HV Rijswijk
Tel. (+31-70) 340-2040,
Fax: (+31-70) 340-3016

Authorized officer

Klein, Didier

INTERNATIONAL SEARCH REPORT

International application No

PCT/US2011/028897

C(Continuation). DOCUMENTS CONSIDERED TO BE RELEVANT

Category*	Citation of document, with indication, where appropriate, of the relevant passages	Relevant to claim No.
Y	WO 2006/065335 A2 (MERCK & CO INC [US]; MACCOSS MALCOLM [US]; OLSEN DAVID B [US]; LEONE J) 22 June 2006 (2006-06-22) the whole document -----	1-20
Y	WO 2010/002877 A2 (BIOTA SCIENT MAN [AU]; BOEHRINGER INGELHEIM INT [DE]; FRANCOM PAULA [U] 7 January 2010 (2010-01-07) the whole document -----	1-20
E	WO 2011/035231 A1 (GILEAD SCIENCES INC [US]; CHO AESOP [US]; KIM CHOUNG U [US]; METOBO SA) 24 March 2011 (2011-03-24) the whole document -----	1-20
E	WO 2011/035250 A1 (GILEAD SCIENCES INC [US]; BUTLER THOMAS [US]; CHO AESOP [US]; GRAETZ B) 24 March 2011 (2011-03-24) the whole document -----	1-20

INTERNATIONAL SEARCH REPORT

Information on patent family members

International application No

PCT/US2011/028897

Patent document cited in search report		Publication date	Patent family member(s)	Publication date
WO 2009132123	A1	29-10-2009	AR 071395 A1	16-06-2010
			AU 2009240630 A1	29-10-2009
			AU 2009240642 A1	29-10-2009
			CA 2722084 A1	29-10-2009
			CA 2722177 A1	29-10-2009
			CN 102015714 A	13-04-2011
			CN 102046626 A	04-05-2011
			EC SP100609 A	30-12-2010
			EP 2268642 A1	05-01-2011
			EP 2280973 A1	09-02-2011
			KR 20110004883 A	14-01-2011
			KR 20110005888 A	19-01-2011
			US 2010021425 A1	28-01-2010
			US 2009317361 A1	24-12-2009
			WO 2009132135 A1	29-10-2009

WO 02057287	A2	25-07-2002	AU 2002243600 B2	28-09-2006
			AU 2002243791 B2	29-06-2006
			BG 108000 A	31-08-2004
			BR 0206614 A	17-02-2004
			CA 2433878 A1	25-07-2002
			CA 2434386 A1	25-08-2002
			CN 1498221 A	19-05-2004
			CZ 20032005 A3	14-04-2004
			DE 60217465 T2	18-10-2007
			DK 1355916 T3	07-05-2007
			EE 200300338 A	15-10-2003
			EG 24465 A	27-07-2009
			EP 1539188 A2	15-06-2005
			EP 1355916 A2	29-10-2003
			ES 2278009 T3	01-08-2007
			HK 1066014 A1	12-01-2007
			HR 20030565 A2	30-06-2005
			HU 0400726 A2	28-06-2004
			IS 6860 A	25-06-2003
			JP 3914156 B2	16-05-2007
			JP 2004520367 A	08-07-2004
			JP 2004532184 A	21-10-2004
			JP 2007224045 A	06-09-2007
			MX PA03006514 A	02-12-2004
			NO 20033289 A	19-09-2003
			NZ 526703 A	24-12-2004
			PL 363216 A1	15-11-2004
			PT 1355916 E	30-04-2007
			SK 9322003 A3	02-12-2003
			TW 1261056 B	01-09-2006
WO 02057287	A2		WO 02057425 A2	25-07-2002
			YU P56903 A	03-03-2006

WO 2008089105	A2	24-07-2008	AU 2008206406 A1	24-07-2008
			CA 2674589 A1	24-07-2008
			CN 101611046 A	23-12-2009
			EP 2114980 A2	11-11-2009
			JP 2010515760 A	13-05-2010
			US 2010015094 A1	21-01-2010

WO 2006065335	A2	22-06-2006	AU 2005317081 A1	22-06-2006

INTERNATIONAL SEARCH REPORT

Information on patent family members

International application No

PCT/US2011/028897

Patent document cited in search report	Publication date	Patent family member(s)	Publication date
		CA 2584367 A1	22-06-2006
		EP 1804812 A2	11-07-2007
		JP 2008517912 A	29-05-2008
		US 2008280842 A1	13-11-2008

WO 2010002877	A2 07-01-2010	AR 072688 A1	15-09-2010
		EP 2313102 A2	27-04-2011
		US 2010035836 A1	11-02-2010
		UY 31958 A	29-01-2010

WO 2011035231	A1 24-03-2011	US 2011070194 A1	24-03-2011

WO 2011035250	A1 24-03-2011	NONE	
