



US00D378641S

United States Patent [19]

Beckenlehner et al.

[11] Patent Number: **Des. 378,641**

[45] Date of Patent: ****Apr. 1, 1997**

[54] **TOILET PAPER ROLL DISPENSER**

[76] Inventors: **Rudolf Beckenlehner; Cliff Beckenlehner**, both of 1 Marconi Ct., Unit 13, Bolton, Ontario, Canada, L7E 1E2

[**] Term: **14 Years**

[21] Appl. No.: **47,445**

[22] Filed: **Dec. 4, 1995**

[52] U.S. Cl. **D6/520**

[58] Field of Search D6/518-523; 211/13; 221/49.1, 282, 284; 242/570, 590; 312/34.8, 34.22, 34.23, 34.24

[56] **References Cited**

U.S. PATENT DOCUMENTS

- D. 306,946 4/1990 Merdic D6/520
- D. 307,086 4/1990 Van Marcke et al. D6/520

- D. 314,301 2/1991 Cooke D6/520
- 2,872,125 2/1959 Rial et al. 242/590 X
- 2,991,951 7/1961 Carroll 242/590 X
- 3,316,040 4/1967 McGann D6/520 X

Primary Examiner—Brian N. Vinson

[57] **CLAIM**

The ornamental design for a toilet paper roll dispenser, as shown and described.

DESCRIPTION

FIG. 1 is a front elevational view of the toilet paper roll dispenser showing our new design; FIG. 2 is a rear elevational view thereof; FIG. 3 is a right view thereof; FIG. 4 is a left view thereof; FIG. 5 is a top plan view thereof; and, FIG. 6 is a bottom plan view thereof.

1 Claim, 3 Drawing Sheets

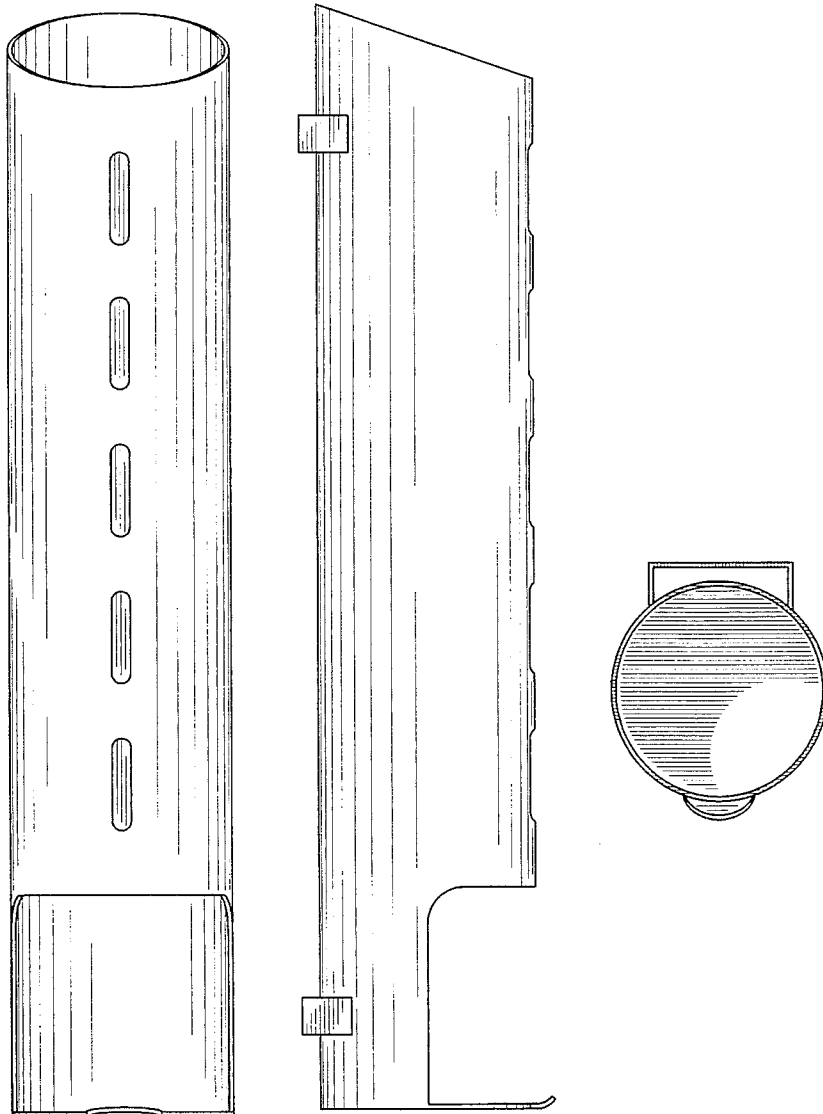


FIG. 1

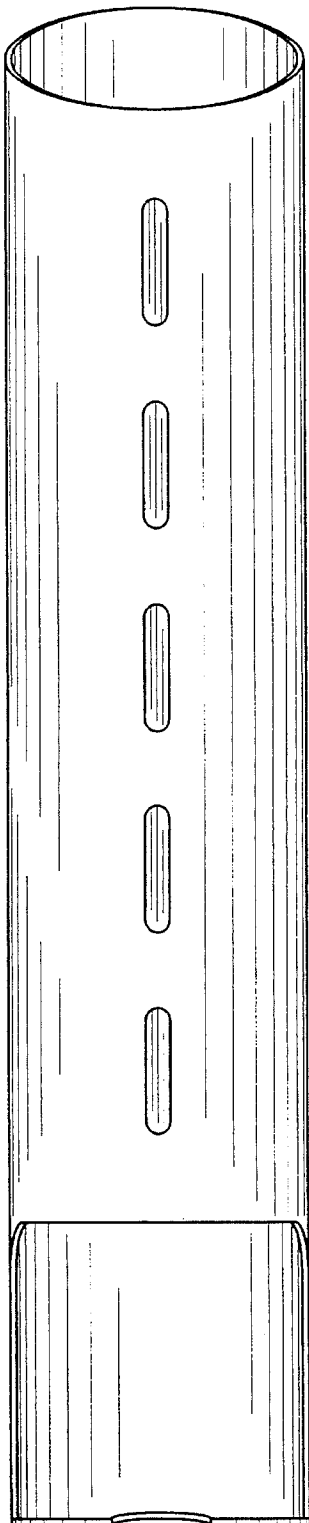


FIG. 2




FIG. 3

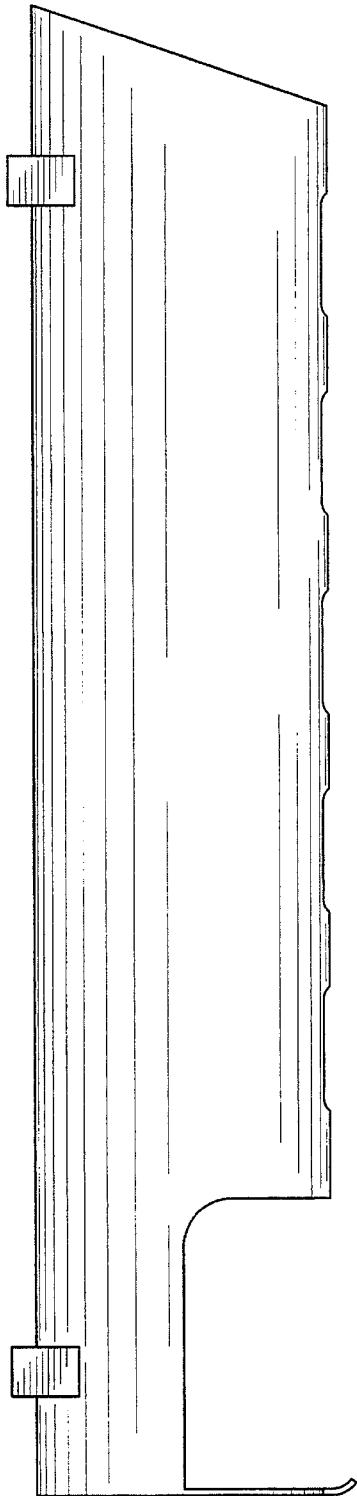


FIG. 4

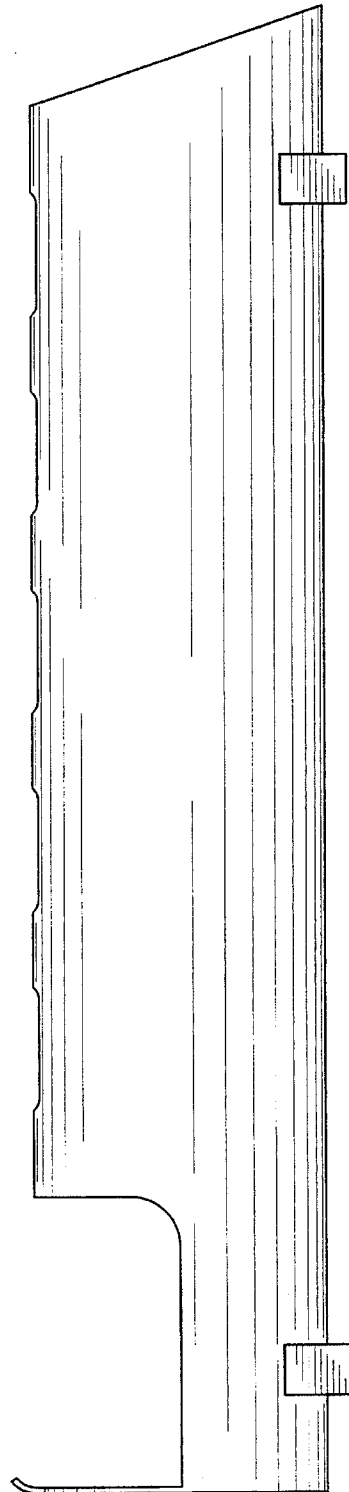


FIG. 5

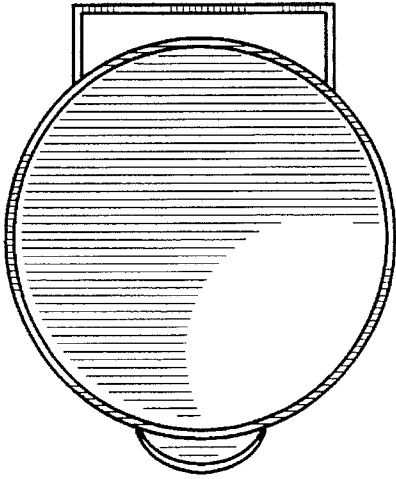


FIG. 6

