



(43) International Publication Date
27 October 2016 (27.10.2016)

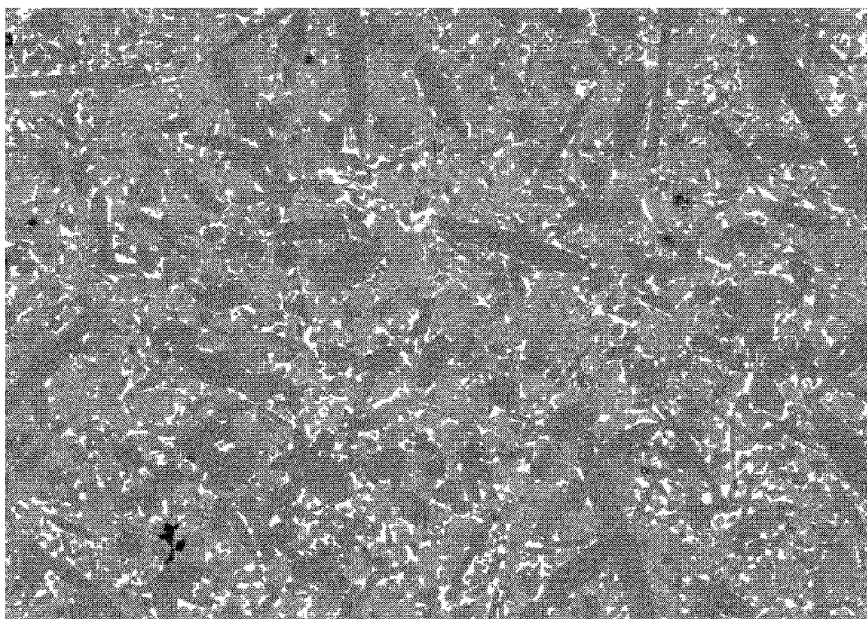
- (51) International Patent Classification:
C04B 35/597 (2006.01) *B23B 27/00* (2006.01)
- (21) International Application Number:
PCT/KR2016/004191
- (22) International Filing Date:
22 April 2016 (22.04.2016)
- (25) Filing Language: English
- (26) Publication Language: English
- (30) Priority Data:
10-2015-0057819 24 April 2015 (24.04.2015) KR
- (71) Applicant: **TAEGUTEK LTD.** [KR/KR]; 1040, Gachang-ro, Gachang-myeon, Dalseong-gun, Daegu 711-865 (KR).
- (72) Inventors: **CHUN, Sung Su**; 1040, Gachang-ro, Gachang-myeon, Dalseong-gun, Daegu 711-865 (KR). **LEE, Dae Yeop**; 1040, Gachang-ro, Gachang-myeon, Dalseong-gun, Daegu 711-865 (KR). **PARK, Geun Ho**; 1040, Gachang-ro, Gachang-myeon, Dalseong-gun, Daegu 711-865 (KR). **HONG, Chang Hoon**; 1040, Gachang-ro, Gachang-myeon, Dalseong-gun, Daegu 711-865 (KR).
- (74) Agent: **KASAN IP & LAW FIRM**; 7th Floor, Hanwon Building, 2423 Nambusunhwan-ro, Seocho-gu, Seoul 137-867 (KR).

- (81) Designated States (unless otherwise indicated, for every kind of national protection available): AE, AG, AL, AM, AO, AT, AU, AZ, BA, BB, BG, BH, BN, BR, BW, BY, BZ, CA, CH, CL, CN, CO, CR, CU, CZ, DE, DK, DM, DO, DZ, EC, EE, EG, ES, FI, GB, GD, GE, GH, GM, GT, HN, HR, HU, ID, IL, IN, IR, IS, JP, KE, KG, KN, KP, KZ, LA, LC, LK, LR, LS, LU, LY, MA, MD, ME, MG, MK, MN, MW, MX, MY, MZ, NA, NG, NI, NO, NZ, OM, PA, PE, PG, PH, PL, PT, QA, RO, RS, RU, RW, SA, SC, SD, SE, SG, SK, SL, SM, ST, SV, SY, TH, TJ, TM, TN, TR, TT, TZ, UA, UG, US, UZ, VC, VN, ZA, ZM, ZW.
- (84) Designated States (unless otherwise indicated, for every kind of regional protection available): ARIPO (BW, GH, GM, KE, LR, LS, MW, MZ, NA, RW, SD, SL, ST, SZ, TZ, UG, ZM, ZW), Eurasian (AM, AZ, BY, KG, KZ, RU, TJ, TM), European (AL, AT, BE, BG, CH, CY, CZ, DE, DK, EE, ES, FI, FR, GB, GR, HR, HU, IE, IS, IT, LT, LU, LV, MC, MK, MT, NL, NO, PL, PT, RO, RS, SE, SI, SK, SM, TR), OAPI (BF, BJ, CF, CG, CI, CM, GA, GN, GQ, GW, KM, ML, MR, NE, SN, TD, TG).

Published:

- with international search report (Art. 21(3))
- before the expiration of the time limit for amending the claims and to be republished in the event of receipt of amendments (Rule 48.2(h))

(54) Title: SIALON COMPOSITE AND CUTTING TOOLS MADE THEREOF



(57) Abstract: A SiAlON composite according to an embodiment of the present disclosure comprises a SiAlON phase including α -SiAlON phase, β -SiAlON phase and grain boundary phase. The SiAlON composite is prepared from a starting powder mixture including a silicon nitride powder and at least one powder providing aluminum, oxygen, nitrogen, yttrium (Y) and erbium (Er) to the SiAlON composite. The SiAlON composite contains the SiAlON phase of at least 90 vol%, z-value of the β -SiAlON phase ranges between 0.27 and 0.36 and thermal diffusivity of the SiAlON composite is equal to or greater than 2.4 (mm²/sec) and equal to or less than 5.2 (mm²/sec).



WO 2016/171502 A1

Description

Title of Invention: SIALON COMPOSITE AND CUTTING TOOLS MADE THEREOF

Technical Field

- [1] The present disclosure relates to a SiAlON composite having suitable wear resistance and fracture toughness for machining of heat resistant super alloys (HRSA) and cutting tools made thereof.

Background Art

- [2] Ceramic materials having high hot hardness for cutting tools are suitable for machining of metals having high hardness, high tensile strength and low thermal diffusivity at high temperature, and particularly suitable for machining self-hardening materials such as nickel- or cobalt-based heat resistant super alloys (HRSA).
- [3] Many silicon nitride-based materials for cutting tools are produced using aluminum oxide (Al_2O_3) as a sintering aid. Aluminum and oxygen can replace silicon and nitrogen, respectively, in the crystal structure of silicon nitride, thereby forming a SiAlON ceramic. The SiAlON ceramic consists of Si-Al-O-N and can be often additionally stabilized by a cation Me^{n+} wherein Me is selected from a large number of rare-earth metals and lanthanides with suitable ionic radius ($r < 1.0 \text{ \AA}$), such as Yb, Dy, Lu, Li, Ca, Mg, or Sc.
- [4] Many SiAlON phases have been detected and characterized, as disclosed in Izhevskiy V A, Genova L A, Bressiani J C and Aldinger F., "Progress in SiAlON ceramics", *J. Eur. Ceram. Soc.* 20, 2275 ~ 2295 (2000), but predominant phases for cutting tool materials remain an α -SiAlON phase, $\text{R}_x\text{Si}_{12-(m+n)}\text{Al}_{(m+n)}\text{O}_n\text{N}_{(16-n)}$, wherein m is greater than 1.0 and less than 2.7, n is less than 1.2 and R is selected from the aforementioned metals and lanthanides having an ionic radius less than 1.0 \AA , and β -SiAlON, $\text{Si}_{6-z}\text{Al}_z\text{O}_z\text{N}_{(8-z)}$ wherein z is greater than 0 and less than 4.2.
- [5] In addition to stabilizing the α -SiAlON phase, the metal ions may act as catalysts for creating SiAlON crystals upon sintering. The metal ion facilitates formation of elongated SiAlON particles, usually in the β phase, but elongated particles of α -SiAlON are also formed (see Fang-Fang X, Shu-Lin W, Nordberg L-O and Ekstrom T, "Nucleation and Growth of the Elongated α '-SiAlON", *J. Eur. Ceram. Soc.* 17(13) 1631-1638 (1997))
- [6] SiAlON materials may include an α -SiAlON phase and a β -SiAlON phase, and may further contain silicon carbide particles dispersed throughout the SiAlON matrix (see U.S. Patent No. 4,829,791).
- [7] U.S. Patent No. 5,370,716 to Mehrotra *et al.* discloses a SiAlON material comprising

a β -SiAlON phase having a high z value. The β -SiAlON phase has a structure of $\text{Si}_{6-z}\text{Al}_z\text{O}_z\text{N}_{(8-z)}$ wherein z is greater than 1 and less than 3.

- [8] U.S. Patent No. 6,124,225 to Tien *et al.* discloses a SiAlON ceramic material having a high proportion of α -SiAlON. Tien *et al.* lists Nd, Sm, Gd, Dy, Yb and Y and mixtures thereof, as additives, and Gd as a preferred additive. In a preferred embodiment, a starting silicon nitride powder contains about 95% by weight of α -silicon nitride. The '225 patent to Tien *et al.* does not appear to be directed to a SiAlON ceramic produced from a starting powder mixture comprising a starting silicon nitride powder which contains either no or a small amount (that is, an amount having a lower limit of 0% by weight and an upper limit of about 1.6% by weight) of β -silicon nitride.
- [9] α -SiAlON can be formed using additives, as disclosed in an article of Nordberg *et al.* entitled "Stability and Oxidation Properties of RE- α -Sialon Ceramics (RE = Y, Nd, Sm, Yb)" (*J American Ceramic Society* 81 [6] pp.1461-70 (1998)). In an embodiment, only one kind of rare-earth element (for example, Nd, Sm, or Yb) is used. The article disclosed SNE-10 (UBE) as the starting silicon nitride powder. That is, the article does not appear to address a SiAlON ceramic produced from a starting powder mixture comprising a starting silicon nitride powder which contains either no or a small amount (that is, an amount having a lower limit of 0% by weight and an upper limit of about 1.6% by weight) of β -silicon nitride.
- [10] It is preferable to provide an improved SiAlON material for cutting tool application which exhibits improved metal cutting performance properties including hardness, Young's Modulus, fracture toughness, thermal conductivity and thermal shock resistance, although current ceramic cutting tools exhibit properties (for example, hardness and fracture toughness) suitable for use as cutting tools. The same is applied to SiAlON wear components in that it is preferable to provide an improved SiAlON material for wear resistance application which exhibits improved performance although current SiAlON wear components exhibit satisfactory properties (for example, hardness and fracture toughness).
- [11] In this regard, when the powder mixtures are sintered to produce the SiAlON material, crystalline phases can be formed in the grain boundaries between α -SiAlON grains and β -SiAlON grains. An increase in content of crystalline phases in the grain boundaries can cause a decrease in fracture toughness of the SiAlON material. Thus, it is preferable to provide a SiAlON material which has a minimal amount of grain boundaries and crystalline phases formed therein.
- [12] A SiAlON ceramic material having a high hardness is advantageous for use in certain applications such as a cutting insert and a wear part. Generally, a SiAlON ceramic material having a finer grain size shows a higher hardness. Accordingly, it is preferable to provide a SiAlON ceramic material which has a finer grain size and thus a higher

hardness.

[13] [Prior Art Document]

[14] US Patent No. 4,829,791

Disclosure of Invention

Technical Problem

[15] The present disclosure provides a SiAlON composite for metal cutting tools having suitable thermal conductivity and thermal diffusivity for machining of heat resistant alloys.

[16] The present disclosure also provides cutting tools made of a SiAlON composite for metal cutting tools having suitable thermal conductivity and thermal diffusivity for machining of heat resistant alloys.

[17] However, aspects of the present disclosure are not restricted to those set forth herein. The above and other aspects of the present disclosure will become more apparent to one of ordinary skill in the art to which the present disclosure pertains by referencing the detailed description given below.

Solution to Problem

[18] According to an embodiment of the present disclosure, there is provided a SiAlON composite comprising a SiAlON phase including an α -SiAlON phase, a β -SiAlON phase and a grain boundary phase, wherein the SiAlON composite is prepared from a starting powder mixture including a silicon nitride powder and at least one powder providing aluminum, oxygen, nitrogen, yttrium (Y) and erbium (Er) to the SiAlON composite, wherein the SiAlON composite contains the SiAlON phase of at least 90 vol%, wherein z-value of the β -SiAlON phase is a value between 0.27 and 0.36, and wherein a thermal diffusivity of the SiAlON composite is equal to or greater than 2.4 (mm²/sec) and equal to or less than 5.2 (mm²/sec).

[19] In the SiAlON composite according to the embodiment of the present disclosure, a thermal conductivity of the SiAlON composite may be equal to or greater than 8.2 (W/(m·K)) and equal to or less than 11.4 (W/(m·K)).

[20] In the SiAlON composite according to the embodiment of the present disclosure, a thermal expansion coefficient of the SiAlON composite may be equal to or greater than 3.4 (10⁻⁶/K) and equal to or less than 4.0 (10⁻⁶/K).

[21] In the SiAlON composite according to the embodiment of the present disclosure, a ratio of the α -SiAlON phase to the SiAlON phase may be equal to or greater than 21.75% and equal to or less than 48.5%.

[22] In the SiAlON composite according to the embodiment of the present disclosure, the starting powder mixture may include alumina (Al₂O₃), yttria (Y₂O₃) and erbia (Er₂O₃), and the sum of contents of the alumina, the yttria and the erbia may range from 8.87

wt% to 11.83 wt%.

[23] In the SiAlON composite according to the embodiment of the present disclosure, the sum of contents of the yttria and the erbia may range from 6.08 wt% to 9.12 wt%.

[24] In the SiAlON composite according to the embodiment of the present disclosure, a Vickers hardness of the SiAlON composite may be between 16.6 and 18.7 GPa at room temperature, and a fracture toughness of the SiAlON composite may be between 4.1 and 5.4 MPam^{0.5}.

[25] The SiAlON composite according to the embodiment of the present disclosure has suitable thermal conductivity and thermal diffusivity which can be used for cutting tool insert for machining heat resistant alloys.

Advantageous Effects of Invention

[26] According to exemplary embodiments of the present disclosure, a SiAlON composite is provided, which has suitable thermal conductivity and thermal diffusivity for machining of heat resistant super alloys (HRSA).

Brief Description of Drawings

[27] The above and other aspects and features of the present disclosure will become more apparent by describing in detail exemplary embodiments thereof with reference to the attached drawings, in which:

[28] FIG. 1 is a scanning electron microscope image showing a microstructure of a SiAlON composite according to an embodiment of the present disclosure; and

[29] FIG. 2 shows the milling test results of cutting tools according to the embodiment of the present disclosure.

Mode for the Invention

[30] A SiAlON composite according to embodiments of the present disclosure may be prepared by using a Si₃N₄ powder and at least one powder providing aluminum, oxygen, nitrogen, yttrium (Y) and erbium (Er).

[31] The aluminum provided to the SiAlON composite may be provided from an AlN powder and an alumina (Al₂O₃) powder. The yttrium provided to the SiAlON composite may be provided from a yttria (Y₂O₃) powder. The erbium provided to the SiAlON composite may be provided from an erbia (Er₂O₃) powder. Further, the oxygen provided to the SiAlON composite may be provided from the Al₂O₃ powder, the Y₂O₃ powder and the Er₂O₃ powder.

[32] The content of Si₃N₄ used to prepare the SiAlON composite may range from 83.6 wt% to 86.4 wt%, and the content of AlN used to prepare the SiAlON composite may range from 4.57 wt% to 4.73 wt%. The content of Y₂O₃ used to prepare the SiAlON composite may range from 2.6 wt% to 3.9 wt%, the content of Er₂O₃ used to prepare the SiAlON composite may range from 3.48 wt% to 5.22 wt%, and the content of Al₂O

used to prepare the SiAlON composite may range from 2.71 wt% to 2.79 wt%.

[33] The sum of the contents of Y_2O_3 , Er_2O_3 and Al_2O_3 used to prepare the SiAlON composite may range from 8.87 wt% to 11.83 wt%. Further, the sum of the contents of Y_2O_3 and Er_2O_3 which include metal ions that can be used as a catalyst to prepare the SiAlON composite may range from 6.08 wt% to 9.12 wt%.

[34] After adding methanol as a solvent, a dispersing agent and a binder to a powder mixture in which the powders are mixed in the above-described ranges, it is mixed and ground by a ball milling for about 20 hours. A slurry containing raw materials is prepared by grinding the powder mixture as described above.

[35] After grinding, the slurry is granulated by a spray dryer. The spray dried powder are sieved for forming the cutting tools.

[36] The pressed body(green body) is debinded and then sintered by gas pressure sintering for 2 hours at a temperature of 1680°C to 1820°C.

[37] FIG. 1 is a scanning electron microscope image showing a microstructure of the SiAlON composite according to an embodiment of the present disclosure. For reference, FIG. 1 is obtained by measuring the polished surface of SiAlON.

[38] The SiAlON composite may include SiAlON phases containing an α -SiAlON phase and a β -SiAlON phase. Further, the SiAlON composite may further include a grain boundary crystalline phase.

[39] In FIG. 1, the SiAlON composite according to the embodiment of the present disclosure may include a SiAlON phase of at least 90 vol%. That is, the SiAlON composite according to the embodiment of the present disclosure can improve the fracture toughness of the SiAlON composite by reducing the content of the grain boundary crystalline phase to 10 vol% or less.

[40] The analysis of the SiAlON composite obtained by X-ray diffraction analysis is represented in Table 1.

[41] [Table 1]

Substitution rate of β -SiAlON

No of measurement	z value of β -SiAlON(substitution rate)				
	a	c	Za	Zc	Zc/a
1	7.6133	2.9153	0.2970	0.2889	0.3309
2	7.6127	2.9151	0.2770	0.2815	0.3329
3	7.6151	2.9163	0.3570	0.3259	0.3513
4	7.6133	2.9154	0.2973	0.2930	0.3379
5	7.6136	2.9157	0.3070	0.3041	0.3503

- [42] Referring to Table 1, in the SiAlON composite according to the embodiment of the present disclosure, z-value of β -SiAlON which can be represented by the formula: $\text{Si}_{(6-z)}\text{Al}_z\text{O}_z\text{N}_{(8-z)}$ may be ranged between 0.27 and 0.36.
- [43] In the SiAlON composite, the z value of β -SiAlON may affect the hardness, fracture toughness, and grain size distribution (see Ekstrom *et al.*, "SiAlON ceramics", *J. AM. Ceram. Soc.* 75 (2), 259-276 (1992)). Further, the z-value of β -SiAlON may affect the cutting performance of the cutting tools made of the SiAlON composite. Generally, the low z-value of β -SiAlON means high fracture toughness and high notch wear resistance.
- [44] Thus, by lowering the z value of β -SiAlON, it is possible to improve the fracture toughness and notch wear resistance of the SiAlON composite.
- [45] Further, in the SiAlON composite according to the embodiment of the present disclosure, each of m and n values of α -SiAlON which can be represented by the formula: $\text{R}_x\text{Si}_{12-(m+n)}\text{Al}_{(m+n)}\text{O}_n\text{N}_{(16-n)}$ may be a value between 0.1 and 1.
- [46] In addition, the content of the α -SiAlON phase in the SiAlON composite is analyzed by X-ray diffraction analysis of the SiAlON composite.
- [47] The content of the α -SiAlON phase in the SiAlON composite can be obtained by using the following formula.
- [48] First, the diffraction intensity I_1 of the α -SiAlON phase may be defined as the sum of the diffraction intensity on the (102) plane of α -SiAlON and the diffraction intensity on the (210) plane of α -SiAlON.
- [49] Further, the diffraction intensity I_2 of the β -SiAlON phase may be defined as the sum of the diffraction intensity on the (101) plane of β -SiAlON and the diffraction intensity on the (210) plane of β -SiAlON.
- [50] In this case, the content of the α -SiAlON phase in the SiAlON composite may be a ratio of the diffraction intensity I_1 of the α -SiAlON phase to the sum of the diffraction intensity I_1 of the α -SiAlON phase and the diffraction intensity I_2 of the β -SiAlON phase.
- [51] In the SiAlON composite according to the embodiment of the present disclosure, the content of the α -SiAlON phase may be a value between 21.75 and 48.50%.
- [52] <Evaluation 1>
- [53] For the prepared SiAlON composite, Vickers hardness H_V , Rockwell hardness H_{Ra} , fracture toughness K_{IC} , 3-point and 4-point flexural strength σ , Young's Modulus E and Poisson's ratio ν were measured, and each average value or range was shown in Table 2. In Table 2, the unit of Vickers hardness H_V is kgf/mm^2 , the unit of fracture toughness K_{IC} is $\text{MPa}\cdot\text{m}^{1/2}$, the unit of flexural strength σ is MPa, and the unit of Young's Modulus E is GPa.

[54] [Table 2]

Mechanical properties

H _v	H _{Ra}	K _{IC}	σ	E	ν
1660-1870	94.3-95.2	4.13-5.40	1053(3 point)	321.7	0.2763
			900(4 point)		

[55] The Vickers hardness H_v of Table 2 was obtained by measuring a diagonal line of a recess by pressing a diamond indenter of a square pendulum at a face angle of 136° with a load of 10kg. In this case, the indentation speed of the indenter was 150μm/s, and the indentation time was maintained for 15 seconds.

[56] If the Vickers hardness of the SiAlON composite has, for example, a value between 1660 and 1870, the SiAlON composite may be used for cutting tools.

[57] The Rockwell hardness H_{Ra} of Table 2 is hardness defined as a difference in depth between a recess formed when a first reference load is applied by using a diamond cone indenter having a specific shape and a recess formed when a load is increased up to a test load (60 kgf in the measurement of the present disclosure), and then returned to the first reference load.

[58] If the Rockwell hardness of the SiAlON composite has, for example, a value between 94.3 and 95.2, the SiAlON composite may be used for cutting tools.

[59] The fracture toughness K_{IC} of Table 2 was measured by using Eq. 1 shown in Equilibrium penny-like cracks in indentation fracture, *J. Mat. Sci.* 12: 2016-2024(1975) of Lawn B. R. and Fuller E. R.

[60] [Mathematical Equation 1]

$$[61] \quad K_{IC} = 0.0726 \times \frac{P}{C^{1.5}}$$

[62] wherein P is an indentation load (10 kg) and c is a crack length.

[63] If the fracture toughness of the SiAlON composite has, for example, a value greater than 4.1, the SiAlON composite may be used to make cutting tools.

[64] <Evaluation 2>

[65] The thermal conductivity, thermal diffusivity and thermal expansion coefficient for the prepared SiAlON composite were measured and average values were represented in Tables 3 to 5.

[66] [Table 3]

Thermal conductivity(W/(m·K))

Temperature(°C)	25	100	200	300	400	500	600	700	800	900
W/(m·K)	10.5	10.3	10.2	9.9	9.6	9.4	9.2	9.1	9.0	8.9

[67] Table 3 is obtained by measuring the thermal conductivity of the SiAlON composite according to the temperature. The temperature refers to a Celsius temperature °C. It can be seen that the thermal conductivity of the SiAlON composite tends to decrease as the temperature increases.

[68] More specifically, the thermal conductivity of the SiAlON composite measured at 25°C may have a value between 9.2 and 11.4, and the thermal conductivity of the SiAlON composites measured at 900°C may have a value between 8.3 and 9.2.

[69] [Table 4]

Thermal diffusivity(mm²/sec)

Temperature(°C)	25	100	200	300	400	500	600	700	800	900
mm ² /sec	5.12	4.34	3.68	3.28	3.00	2.79	2.65	2.56	2.50	2.48

[70] Table 4 is obtained by measuring the thermal diffusivity of the SiAlON composite according to the temperature. The temperature refers to a Celsius temperature °C. It can be seen that the thermal diffusivity of the SiAlON composite tends to decrease as the temperature increases.

[71] More specifically, the thermal diffusivity of the SiAlON composites measured at 25°C may have a value between 5.04 and 5.15, and the thermal diffusivity of the SiAlON composites measured at 900°C may have a value between 2.46 and 2.49.

[72] [Table 5]

Thermal expansion coefficient(10⁻⁶/K)

Temperature(°C)	(10 ⁻⁶ /K)
25 to 1200	3.7767
1200 to 25	3.7000
25 to 1000	3.7200

[73] The thermal expansion coefficient of the SiAlON composite measured by increasing the temperature from 25°C (room temperature) to 1200°C may have a value between 3.52 and 4.0, and the thermal expansion coefficient of the SiAlON composite measured by decreasing the temperature from 1200°C to 25°C may have a value between 3.44 and 3.95. Further, the thermal expansion coefficient of the SiAlON composite measured by increasing the temperature from 25°C (room temperature) to 1000°C may have a value between 3.43 and 4.01.

[74] Further, the thermal shock resistance temperature of the SiAlON composite of the present disclosure may be about 820°C.

[75] The SiAlON composite according to the embodiment of the present disclosure has suitable thermal conductivity and thermal diffusivity for use as cutting tools for machining of heat resistant super alloys (HRSA).

[76] <Evaluation 3>

[77] An insert which is a cutting tool was made of the SiAlON composite prepared by using raw materials in the above-described ranges of wt%.

[78] The insert made of the SiAlON composite of the present disclosure was compared with the insert made of the SiAlON composite prepared by using a powder mixture obtained by mixing materials of wt% shown in Table 6.

[79] [Table 6]

Composition of reference tool

Chemical	Si ₃ N ₄	Al ₂ O ₃	Yb ₂ O ₃
wt%	80.500	12.2	7.3

[80]

[81] Each insert was tested in milling operation of cutting Inconel 718 at a cutting speed of 740 m/min, a feed per tooth of 0.1 mm/t, a cutting depth of 1.5 mm, cutting width of 20 mm and dry machining.

[82] The number of cycles endured by each insert was recorded until the flank wear depth Vb becomes 0.5 mm.

[83] FIG. 2 shows the milling test results of cutting tools according to the embodiment of the present disclosure.

[84] FIG. 2 is a graph based on the life of an insert (Ref) which is a cutting tool made of the SiAlON composite prepared by using raw materials of Table 6.

[85] The first tested tool life (#1) of the insert which is a cutting tool made of the SiAlON composite according to the present disclosure prepared by using raw materials in the above-described ranges of wt% may be 170% comparing to referenced tool.

[86] Further, the second tested tool life (#2) of the insert which is a cutting tool made of the SiAlON composite according to the present disclosure prepared by using raw

materials in the above-described ranges of wt% may be 106% comparing to referenced tool.

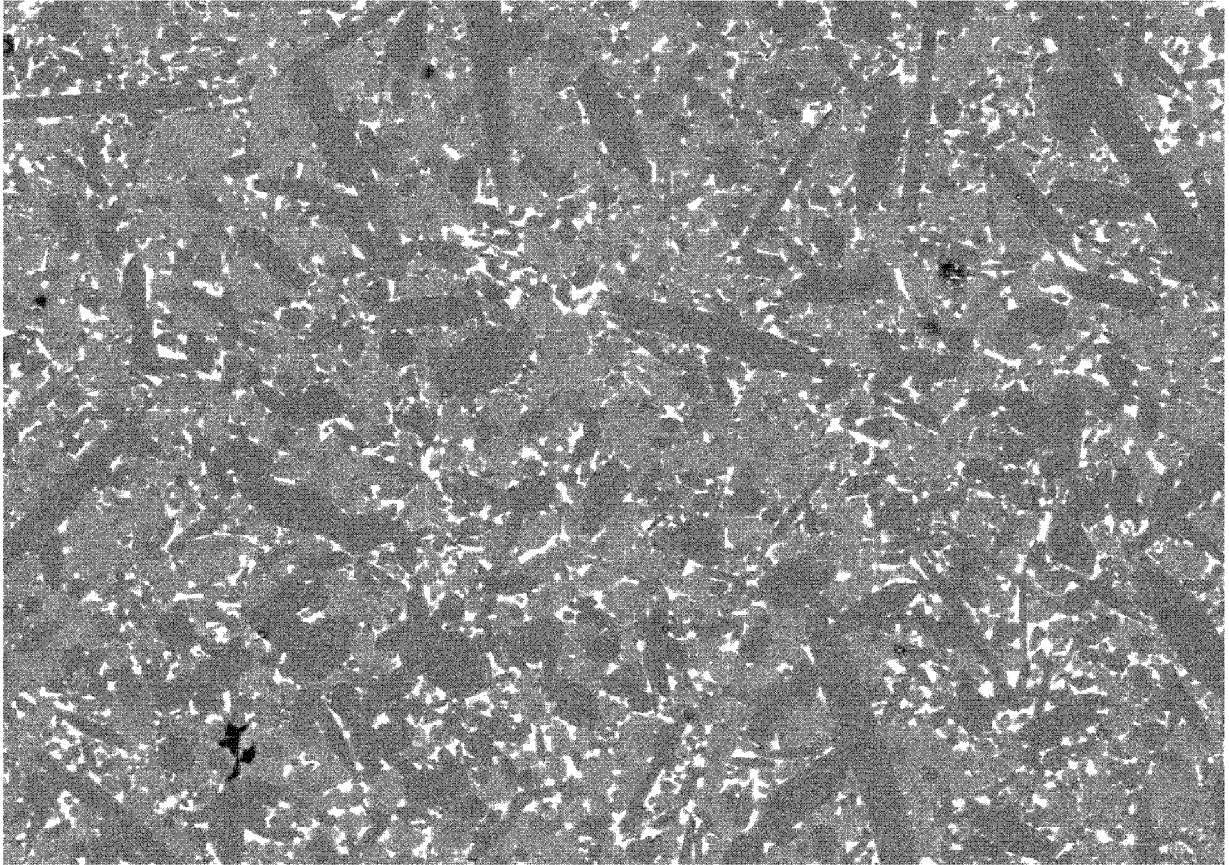
[87] As can be seen from the milling test results of FIG. 2, if the SiAlON composite contains both yttrium (Y) and erbium (Er), the life of the cutting tool made of the SiAlON composite can be improved.

[88] Although the exemplary embodiments of the present disclosure have been disclosed for illustrative purposes, those skilled in the art will appreciate that various modifications, additions and substitutions, without departing from the scope and spirit of the disclosure as disclosed in the accompanying claims. Therefore, it should be understood that the above exemplary embodiments are only exemplary, but are not limited. The scope of the present disclosure is represented by the scope of the accompanying claims, rather than the detailed description. All changes or modifications derived from the meaning and scope of the claims and equivalent concepts thereof should be interpreted as being included in the scope of the present disclosure.

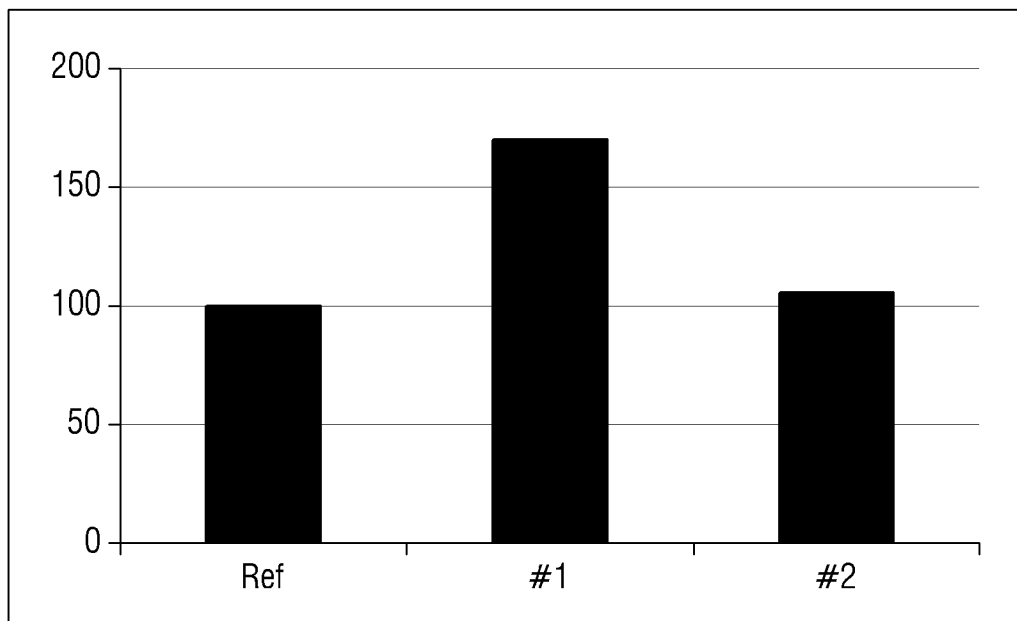
Claims

- [Claim 1] A SiAlON composite comprising a SiAlON phase including α -SiAlON phase, β -SiAlON phase and grain boundary phase, wherein the SiAlON composite is prepared from a starting powder mixture including a silicon nitride powder and at least one powder providing aluminum, oxygen, nitrogen, yttrium (Y) and erbium (Er) to the SiAlON composite, wherein the SiAlON composite contains the SiAlON phase of at least 90 vol%, wherein z-value of the β -SiAlON phase ranges between 0.27 and 0.36, and wherein a thermal diffusivity of the SiAlON composite is equal to or greater than 2.4 (mm²/sec) and equal to or less than 5.2 (mm²/sec).
- [Claim 2] The SiAlON composite of claim 1, wherein a thermal conductivity of the SiAlON composite is equal to or greater than 8.2 (W/(m·K)) and equal to or less than 11.4 (W/(m·K)).
- [Claim 3] The SiAlON composite of claim 1, wherein a thermal expansion coefficient of the SiAlON composite is equal to or greater than 3.4 (10⁻⁶ / K) and equal to or less than 4.0 (10⁻⁶/K).
- [Claim 4] The SiAlON composite of claim 1, wherein a ratio of the α -SiAlON phase to the SiAlON phase is equal to or greater than 21.75% and equal to or less than 48.5%.
- [Claim 5] The SiAlON composite of claim 1, wherein the starting powder mixture includes alumina (Al₂O₃), yttria (Y₂O₃) and erbia (Er₂O₃), and wherein the sum of contents of the alumina, the yttria and the erbia ranges from 8.87 wt% to 11.83 wt%.
- [Claim 6] The SiAlON composite of claim 5, wherein the sum of contents of the yttria and the erbia ranges between 6.08 wt% to 9.12 wt%.
- [Claim 7] The SiAlON composite of claim 1, wherein a Vickers hardness of the SiAlON composite is between 16.6 and 18.7 GPa at room temperature, and a fracture toughness of the SiAlON composite is between 4.1 and 5.4 MPam^{0.5}.
- [Claim 8] Cutting tools for metal machining, which are made of the SiAlON composite according to claim 1.

[Fig. 1]



[Fig. 2]



A. CLASSIFICATION OF SUBJECT MATTER**C04B 35/597(2006.01)i, B23B 27/00(2006.01)i**

According to International Patent Classification (IPC) or to both national classification and IPC

B. FIELDS SEARCHED

Minimum documentation searched (classification system followed by classification symbols)

C04B 35/597; C04B 35/584; H01L 23/373; B23B 27/14; C04B 35/599; C09B 35/58; B23B 27/00

Documentation searched other than minimum documentation to the extent that such documents are included in the fields searched

Korean utility models and applications for utility models

Japanese utility models and applications for utility models

Electronic data base consulted during the international search (name of data base and, where practicable, search terms used)

eKOMPASS(KIPO internal) & keywords: SiAlON composite, α -SiAlON phase, β -SiAlON phase, grain boundary phase, yttrium, erbium, yttria, erbia, alumina, cutting tool, heat resistant, thermal**C. DOCUMENTS CONSIDERED TO BE RELEVANT**

Category*	Citation of document, with indication, where appropriate, of the relevant passages	Relevant to claim No.
A	US 2013-0298474 A1 (OSTHOLS, E.) 14 November 2013 See paragraphs [0028], [0033]; claims 1, 4, 10, 13, 14.	1-8
A	JP 2005-231928 A (NGK SPARK PLUG CO., LTD.) 02 September 2005 See paragraph [0018], [0027], [0030]-[0032], [0044]-[0048]; table 1; claims 1, 2, 4, 7.	1-8
A	JP 5031541 B2 (KYOCERA CORP.) 19 September 2012 See paragraphs [0027], [0028], [0033]-[0037], [0044], [0047]-[0054]; tables 1, 2.	1-8
A	US 5411923 A (SUZUKI, J.) 02 May 1995 See column 5, line 64-column 7, line 40; claims 1, 7, 13, 17.	1-8
A	KR 10-2003-0064796 A (KENNAMETAL, INC.) 02 August 2003 See claims 1-8, 18, 19, 25.	1-8

 Further documents are listed in the continuation of Box C. See patent family annex.

* Special categories of cited documents:

"A" document defining the general state of the art which is not considered to be of particular relevance

"E" earlier application or patent but published on or after the international filing date

"L" document which may throw doubts on priority claim(s) or which is cited to establish the publication date of another citation or other special reason (as specified)

"O" document referring to an oral disclosure, use, exhibition or other means

"P" document published prior to the international filing date but later than the priority date claimed

"T" later document published after the international filing date or priority date and not in conflict with the application but cited to understand the principle or theory underlying the invention

"X" document of particular relevance; the claimed invention cannot be considered novel or cannot be considered to involve an inventive step when the document is taken alone

"Y" document of particular relevance; the claimed invention cannot be considered to involve an inventive step when the document is combined with one or more other such documents, such combination being obvious to a person skilled in the art

"&" document member of the same patent family

Date of the actual completion of the international search

12 September 2016 (12.09.2016)

Date of mailing of the international search report

12 September 2016 (12.09.2016)

Name and mailing address of the ISA/KR

International Application Division

Korean Intellectual Property Office

189 Cheongsa-ro, Seo-gu, Daejeon, 35208, Republic of Korea

Facsimile No. +82-42-481-8578

Authorized officer

CHO, KI YUN

Telephone No. +82-42-481-5655



INTERNATIONAL SEARCH REPORT

Information on patent family members

International application No.

PCT/KR2016/004191

Patent document cited in search report	Publication date	Patent family member(s)	Publication date
US 2013-0298474 A1	14/11/2013	CN 103269817 A	28/08/2013
		CN 103269817 B	12/08/2015
		EP 2654994 A1	30/10/2013
		JP 2014-506194 A	13/03/2014
		KR 10-2014-0005909 A	15/01/2014
		WO 2012-085050 A1	28/06/2012
		JP 2005-231928 A	02/09/2005
JP 2009-155126 A	16/07/2009		
JP 5031541 B2	19/09/2012	JP 2009-155126 A	16/07/2009
US 5411923 A	02/05/1995	JP 02-145484 A	04/06/1990
		JP 2719941 B2	25/02/1998
		KR 10-0124366 B1	27/11/1997
KR 10-2003-0064796 A	02/08/2003	CA 2430056 A1	06/06/2002
		CA 2430056 C	09/11/2010
		CN 1478061 A	25/02/2004
		EP 1363861 A2	26/11/2003
		JP 2004-527434 A	09/09/2004
		JP 2012-082133 A	26/04/2012
		US 2004-0033883 A1	19/02/2004
		US 2004-0102305 A1	27/05/2004
		US 2005-0189683 A1	01/09/2005
		US 6693054 B1	17/02/2004
		US 6964933 B2	15/11/2005
		US 7049256 B2	23/05/2006
		US 7094717 B2	22/08/2006
		WO 02-044104 A3	25/09/2003
WO 02-44104 A2	06/06/2002		