



(51) International Patent Classification:

C07D 417/14 (2006.01) A61P 29/00 (2006.01)
A61K 31/4439 (2006.01) A61P 25/00 (2006.01)

(21) International Application Number:

PCT/US2013/076811

(22) International Filing Date:

20 December 2013 (20.12.2013)

(25) Filing Language:

English

(26) Publication Language:

English

(30) Priority Data:

61/740,777 21 December 2012 (21.12.2012) US

(71) Applicant: GILEAD SCIENCES, INC. [US/US]; 333
Lakeside Drive, Foster City, CA 94404 (US).

(72) Inventor; and

(71) Applicant : NOTTE, Gregory [US/US]; 21 Otay Aven-
ue, San Mateo, CA 94403 (US).

(74) Agents: DAMMANN, Yu-Ming et al.; Gilead Sciences,
Inc., 333 Lakeside Drive, Foster City, CA 94404 (US).

(81) Designated States (unless otherwise indicated, for every

kind of national protection available): AE, AG, AL, AM,
AO, AT, AU, AZ, BA, BB, BG, BH, BN, BR, BW, BY,
BZ, CA, CH, CL, CN, CO, CR, CU, CZ, DE, DK, DM,

DO, DZ, EC, EE, EG, ES, FI, GB, GD, GE, GH, GM, GT,
HN, HR, HU, ID, IL, IN, IR, IS, JP, KE, KG, KN, KP, KR,
KZ, LA, LC, LK, LR, LS, LT, LU, LY, MA, MD, ME,
MG, MK, MN, MW, MX, MY, MZ, NA, NG, NI, NO, NZ,
OM, PA, PE, PG, PH, PL, PT, QA, RO, RS, RU, RW, SA,
SC, SD, SE, SG, SK, SL, SM, ST, SV, SY, TH, TJ, TM,
TN, TR, TT, TZ, UA, UG, US, UZ, VC, VN, ZA, ZM,
ZW.

(84) Designated States (unless otherwise indicated, for every
kind of regional protection available): ARIPO (BW, GH,
GM, KE, LR, LS, MW, MZ, NA, RW, SD, SL, SZ, TZ,
UG, ZM, ZW), Eurasian (AM, AZ, BY, KG, KZ, RU, TJ,
TM), European (AL, AT, BE, BG, CH, CY, CZ, DE, DK,
EE, ES, FI, FR, GB, GR, HR, HU, IE, IS, IT, LT, LU, LV,
MC, MK, MT, NL, NO, PL, PT, RO, RS, SE, SI, SK, SM,
TR), OAPI (BF, BJ, CF, CG, CI, CM, GA, GN, GQ, GW,
KM, ML, MR, NE, SN, TD, TG).

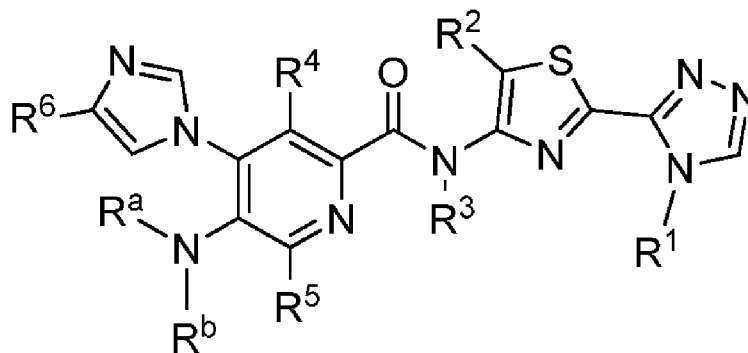
Declarations under Rule 4.17:

- as to the identity of the inventor (Rule 4.17(i))
- of inventorship (Rule 4.17(iv))

Published:

- with international search report (Art. 21(3))

(54) Title: SUBSTITUTED PYRIDINE-2-CARBOXAMIDE COMPOUNDS AS APOPTOSIS SIGNAL-REGULATING KINASE INHIBITORS



(I)

(57) Abstract: The present invention relates to compounds of Formula (I) wherein variables are as defined above. The compounds have apoptosis signal-regulating kinase ("ASK1") inhibitory activity, and are thus useful in the treatment of ASK1-mediated conditions, including autoimmune disorders, inflammatory diseases, cardiovascular diseases, diabetes, diabetic nephropathy, cardio-renal diseases, including kidney disease, fibrotic diseases, respiratory diseases, COPD, idiopathic pulmonary fibrosis, acute lung injury, acute and chronic liver diseases, and neurodegenerative diseases.

WO 2014/100541 A1

SUBSTITUTED PYRIDINE-2-CARBOXAMIDE COMPOUNDS AS APOPTOSIS SIGNAL-REGULATING KINASE INHIBITORS

Field of the Invention

The present invention relates to novel compounds having enzyme inhibitory activity, and to their use in the treatment of ASK1-mediated conditions, including autoimmune disorders, inflammatory diseases, including chronic kidney disease, cardiovascular diseases and neurodegenerative diseases. The invention also relates to methods for their preparation, and to pharmaceutical compositions containing such compounds.

Background

Mitogen-activated protein kinase (MAPK) signaling cascades couple diverse extracellular and intracellular cues to appropriate cellular stress responses, including cell growth, differentiation, inflammation, and apoptosis (Kumar, S., Boehm, J., and Lee, J.C. (2003) *Nat. Rev. Drug Dis.* 2:717-726; Pimienta, G., and Pascual, J. (2007) *Cell Cycle*, 6: 2826-2632). MAPKs exist in three groups, MAP3Ks, MAP2Ks, and MAPKs, which are sequentially activated. MAP3Ks directly respond to environmental signals and phosphorylate MAP2Ks, which in turn phosphorylate specific MAPKs. MAPKs then mediated the appropriate cellular response by phosphorylating cellular substrates, including transcription factors that regulate gene expression.

Apoptosis signal-regulating kinase 1 (ASK1) is a member of the mitogen-activated protein kinase kinase kinase ("MAP3K") family that activates the c-Jun N-terminal protein kinase ("JNK") and p38 MAP kinase (Ichijo, H., Nishida, E., Irie, K., Dijke, P. T., Saitoh, M., Moriguchi, T., Matsumoto, K., Miyazono, K., and Gotoh, Y. (1997) *Science*, 275, 90-94). ASK1 is activated by a variety of stimuli including oxidative stress, reactive oxygen species (ROS), LPS, TNF- α , FasL, ER stress, and increased intracellular calcium concentrations (Hattori, K., Naguro, I., Runchel, C., and Ichijo, H. (2009) *Cell Comm. Signal.* 7:1-10; Takeda, K., Noguchi, T., Naguro, I., and Ichijo, H. (2007) *Annu. Rev. Pharmacol. Toxicol.* 48: 1-8.27; Nagai, H., Noguchi, T., Takeda, K., and Ichijo, I. (2007) *J. Biochem. Mol. Biol.* 40:1-6). ASK1 undergoes activation via autophosphorylation at Thr838 in response to these signals and in turn phosphorylates MAP2Ks, such as MKK3/6 and MKK4/7, which then phosphorylate

5 and activates p38 and JNK MAPKs, respectively. ASK2 is a related MAP3K that shares 45% sequence homology with ASK1 (Wang, X. S., Diener, K., Tan, T-H., and Yao, Z. (1998) *Biochem. Biophys. Res. Commun.* 253, 33-37. Although ASK2 tissue distribution is restricted, in some cell types ASK1 and ASK2 have been reported to interact and function together in a protein complex (Takeda, K., Shimozone, R.,
10 Noguchi, T., Umeda, T., Morimoto, Y., Naguro, I., Tobiume, K., Saitoh, M., Matsuzawa, A., and Ichijo, H. (2007) *J. Biol. Chem.* 282: 7522-7531; Iriyama, T., et al. (2009) *Embo J.* 28: 843-853) In non stressed conditions, ASK1 is kept in an inactive state through binding to its repressor Thioredoxin (Trx) (Saitoh, M., Nishitoh, H., Fuji, M., Takeda, K., Tobiume, K., Sawada, Y., Kawabata, M., Miyazono, K., and Ichijo, H.
15 (1998) *Embo J.* 17:2596-2606), and through association with AKT (Zhang, L., Chen, J. and Fu, H. (1999) *Proc. Natl. Acad. Sci. U.S.A* 96:8511-8515).

Phosphorylation of ASK1 protein can lead to apoptosis or other cellular responses depending on the cell type. ASK1 activation and signaling have been reported to play an important role in a broad range of diseases including
20 neurodegenerative, cardiovascular, inflammatory, autoimmunity, and metabolic disorders. In addition, ASK1 has been implicated in mediating organ damage following ischemia and reperfusion of the heart, brain, and kidney (Watanabe et al. (2005) *BBRC* 333, 562-567; Zhang et al., (2003) *Life Sci* 74-37-43; Terada et al. (2007) *BBRC* 364: 1043-49). Emerging evidence suggests that ASK2, either alone or
25 in a complex with ASK1, may play important roles in human diseases as well. Therefore, therapeutic agents that function as inhibitors of ASK1 and ASK2 signaling complexes have the potential to remedy or improve the lives of patients suffering from such conditions.

U.S. Publication No. 2007/0276050 describes methods for identifying ASK1
30 inhibitors useful for preventing and/or treating cardiovascular disease and methods for preventing and/or treating cardiovascular disease in an animal. The methods comprise administering to the animal an ASK1 inhibitor and, optionally, a hypertensive compound.

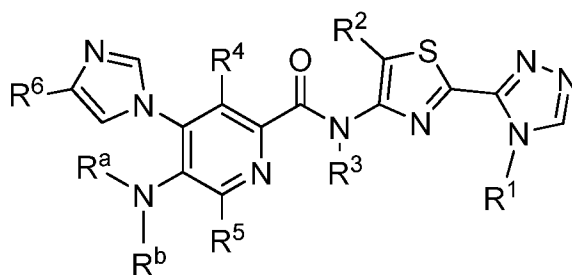
U.S. Publication No. 2007/0167386 reports a drug for at least one of prevention
35 and treatment of cardiac failure containing a compound that inhibits a functional expression of ASK1 protein in a cardiomyocyte, and a method for screening the drug.

WO2009027283 discloses triazolopyridine compounds, methods for preparation

- 5 thereof and methods for treating autoimmune disorders, inflammatory diseases, cardiovascular diseases and neurodegenerative diseases.

SUMMARY OF THE INVENTION

- The present invention provides novel compounds that function as ASK1
 10 inhibitors, compositions and methods of using said novel compounds. In a first aspect, the invention relates to compounds of Formula (I):



- 15 wherein:
- R^1 is C_1 - C_3 alkyl or C_3 - C_6 cycloalkyl, wherein the alkyl or cycloalkyl is optionally substituted with one to three halogen atoms;
- R^2 is hydrogen or C_1 - C_6 alkyl wherein the alkyl is optionally substituted with halo.
- R^3 is hydrogen or C_1 - C_3 alkyl;
- 20 R^4 is hydrogen or C_1 - C_3 alkyl;
- R^5 is hydrogen, C_1 - C_3 alkyl, OR^a or $-NHR^a$;
- R^6 is hydrogen, C_1 - C_3 alkyl, C_1 - C_3 haloalkyl, or C_3 - C_6 cycloalkyl wherein the cycloalkyl is optionally substituted with C_1 - C_3 alkyl, C_1 - C_3 haloalkyl, or 1 or 2 halogen atoms;
- 25 R^a and R^b are independently hydrogen, C_1 - C_3 alkyl or R^a and R^b combine with the nitrogen atom to which they are attached to form a four to six member heterocyclic ring optionally containing an oxygen or a nitrogen atom in the ring; or a pharmaceutically acceptable salt or stereoisomer thereof.

- In a second aspect, the invention relates to a method of using the compounds of
 30 Formula (I) in the treatment of a disease or condition in a patient, preferably a human patient, which is amenable to treatment by an ASK1 inhibitor. Such diseases include autoimmune disorders, inflammatory diseases, cardiovascular diseases (including

5 diabetes, diabetic nephropathy, and other complications of diabetes), cardio-renal diseases, including kidney disease, fibrotic diseases, respiratory diseases (including COPD, idiopathic pulmonary fibrosis (IPF), and acute lung injury), acute and chronic liver diseases, and neurodegenerative diseases.

In a third aspect, the invention relates to pharmaceutical composition
10 comprising a therapeutically effective amount of a compound of Formula (I) and at least one pharmaceutically acceptable excipient.

In a fourth embodiment, the invention provides a compound of formula (I) useful for treating chronic kidney disease.

In a fifth embodiment, the invention provides a compound of formula (I) useful
15 for treating kidney fibrosis

In another aspect, the disclosure provides a compound of formula (I) for use in therapy.

In another aspect, the disclosure relates to the use of a compound of formula (I) for the manufacture of a medicament for treating autoimmune disorders, inflammatory
20 diseases, cardiovascular diseases (including diabetes, diabetic nephropathy, and other complications of diabetes), cardio-renal diseases, including kidney disease, fibrotic diseases, respiratory diseases (including COPD, idiopathic pulmonary fibrosis (IPF), and acute lung injury), acute and chronic liver diseases, and neurodegenerative diseases.

25

DETAILED DESCRIPTION OF THE INVENTION

Definitions and General Parameters

As used in the present specification, the following words and phrases are generally intended to have the meanings as set forth below, except to the extent that the
30 context in which they are used indicates otherwise.

The term “alkyl” refers to a monoradical branched or unbranched saturated hydrocarbon chain having the indicated number of carbon atoms. This term is exemplified by groups such as methyl, ethyl, n-propyl, iso-propyl and the like.

The term “substituted alkyl” refers to:

- 35 1) an alkyl group as defined above, having 1, 2, or 3 substituents selected from the indicated groups.

5 The term “alkylene” refers to a diradical of a branched or unbranched saturated hydrocarbon chain, typically having from 1 to 6 carbon atoms (e.g. 1, 2, 3, 4, 5 or 6 carbon atoms). This term is exemplified by groups such as methylene (-CH₂-), ethylene (-CH₂CH₂-), the propylene isomers (e.g., -CH₂CH₂CH₂- and -CH(CH₃)CH₂-), and the like.

10 The term “amino” refers to the group -NH₂. The term substituted amino refers to an NHR^a or NR^aR^b group wherein R^a and R^b (which may be same or different) represent the substituent groups.

 The term “cycloalkyl” refers to cyclic alkyl groups of from 3 to 6 carbon atoms having a single cyclic ring. Such cycloalkyl groups include, by way of example, single
15 ring structures such as cyclopropyl, cyclobutyl, cyclopentyl, and the like.

 The term “halogen” or “halo” refers to fluoro, bromo, chloro, and iodo.

 The term “haloalkyl” refers to alkyl of 1-3 (or as indicated) carbon atoms substituted by 1, 2, or 3 halo atoms or as chemically permissible. Examples of haloalkyl groups include trifluoromethyl, 1,1,1-trifluoropropyl, 1,1,1-trifluoroisopropyl.

20 The term “acyl” denotes a group -C(O)R, in which R is hydrogen, optionally substituted alkyl, optionally substituted cycloalkyl, optionally substituted heterocyclyl, optionally substituted aryl, and optionally substituted heteroaryl.

 The term “acylhalide” refers to the group -C(O)X where X is a halogen atom preferably chloro.

25 As used herein and unless otherwise defined, the terms “heterocyclyl”, heterocyclic and “heterocycle” are synonymous and refer to a saturated or partially unsaturated cyclic group having a single ring and having from 1 to 6 carbon atoms and from 1 to 2 hetero atoms selected from nitrogen, sulfur, and/or oxygen within the ring. Heterocyclic groups as used herein include tetrahydrofuranyl, morpholino, piperidinyl,
30 piperazino, dihydropyridino, and the like. The term “four to six membered heterocyclic” as used herein implies a heterocyclic group as defined above wherein the total number of ring members is four to six and adjustment is made for the number of carbon atoms based on the number of heteroatoms in the ring.

 “Optional” or “optionally” means that the subsequently described event or
35 circumstance may or may not occur, and that the description includes instances where said event or circumstance occurs and instances in which it does not.

5 A compound of a given Formula (e.g. the “compound of Formula (I)”) is intended to encompass the compounds of the invention as disclosed, and the pharmaceutically acceptable salts, pharmaceutically acceptable esters, hydrates, polymorphs, and prodrugs of such compounds.

 The invention also includes compounds of Formula I in which one or more
10 hydrogen atoms attached to a carbon atom is/are replaced by deuterium. Such compounds exhibit increased resistance to metabolism, and are thus useful for increasing the half life of any compound of Formula I when administered to a mammal. See, for example, Foster, “Deuterium Isotope Effects in Studies of Drug Metabolism”, Trends Pharmacol. Sci. 5(12):524-527 (1984). Such compounds are synthesized by
15 means well known in the art, for example by employing starting materials in which one or more hydrogen atoms have been replaced by deuterium.

 “Isomers” are different compounds that have the same molecular formula.

 “Stereoisomers” are isomers that differ only in the way the atoms are arranged in space.

20 “Enantiomers” are a pair of stereoisomers that are non-superimposable mirror images of each other. A 1:1 mixture of a pair of enantiomers is a “racemic” mixture. The term “(±)” is used to designate a racemic mixture where appropriate.

 “Diastereoisomers” are stereoisomers that have at least two asymmetric atoms, but which are not mirror-images of each other.

25 Any formula or structure given herein, including Formula I compounds, is also intended to represent unlabeled forms as well as isotopically labeled forms of the compounds.

 The term “therapeutically effective amount” refers to an amount that is sufficient to effect treatment, as defined below, when administered to a mammal
30 patient, preferably a human patient, in need of such treatment. The therapeutically effective amount will vary depending upon the subject and disease condition being treated, the weight and age of the subject, the severity of the disease condition, the manner of administration and the like, which can readily be determined by one of ordinary skill in the art.

35 The term “treatment” or “treating” means any administration of a compound of the invention or practice of the method of the invention for the purpose of

- 5 (i) protecting against the disease, that is, causing the clinical symptoms of the disease not to develop;
- (ii) inhibiting the disease, that is, arresting the development of clinical symptoms; and/or
- (iii) relieving the disease, that is, causing the regression of clinical
10 symptoms.

In many cases, the compounds of the present invention are capable of forming acid and/or base salts by virtue of the presence of amino and/or carboxyl groups or groups similar thereto.

The term “pharmaceutically acceptable salt” of a given compound refers to salts
15 that retain the biological effectiveness and properties of the given compound, and which are not biologically or otherwise undesirable. Pharmaceutically acceptable base addition salts can be prepared from inorganic and organic bases. Salts derived from inorganic bases include, by way of example only, sodium, potassium, lithium, ammonium, calcium and magnesium salts. Salts derived from organic bases include,
20 but are not limited to, salts of primary, secondary and tertiary amines, such as alkyl amines, dialkyl amines, trialkyl amines, substituted alkyl amines, di(substituted alkyl) amines, tri(substituted alkyl) amines, alkenyl amines, dialkenyl amines, trialkenyl amines, substituted alkenyl amines and the like. Also included are amines where the two or three substituents, together with the amino nitrogen, form a heterocyclic or
25 heteroaryl group.

Pharmaceutically acceptable acid addition salts may be prepared from inorganic and organic acids. Salts derived from inorganic acids include hydrochloric acid, hydrobromic acid, sulfuric acid, nitric acid, phosphoric acid, and the like. Salts derived from organic acids include acetic acid, propionic acid, glycolic acid, pyruvic acid,
30 oxalic acid, malic acid, malonic acid, succinic acid, maleic acid, fumaric acid, tartaric acid, citric acid, benzoic acid, cinnamic acid, mandelic acid, methanesulfonic acid, ethanesulfonic acid, p-toluene-sulfonic acid, salicylic acid, and the like.

As used herein, “pharmaceutically acceptable carrier” includes any and all solvents, dispersion media, coatings, antibacterial and antifungal agents, isotonic and
35 absorption delaying agents and the like. The use of such media and agents for pharmaceutically active substances is well known in the art. Except insofar as any conventional media or agent is incompatible with the active ingredient, its use in the

5 therapeutic compositions is contemplated. Supplementary active ingredients can also be incorporated into the compositions.

“Coronary diseases” or “cardiovascular diseases” refer to diseases of the cardiovascular system arising from any one or more than one of, for example, heart failure (including congestive heart failure, diastolic heart failure and systolic heart failure),
10 acute heart failure, ischemia, recurrent ischemia, myocardial infarction, arrhythmias, angina (including exercise-induced angina, variant angina, stable angina, unstable angina), acute coronary syndrome, diabetes, and intermittent claudication.

“Intermittent claudication” means the pain associated with peripheral artery disease. “Peripheral artery disease” or PAD is a type of occlusive peripheral vascular
15 disease (PVD). PAD affects the arteries outside the heart and brain. The most common symptom of PAD is a painful cramping in the hips, thighs, or calves when walking, climbing stairs, or exercising. The pain is called intermittent claudication. When listing the symptom intermittent claudication, it is intended to include both PAD and PVD.

20 Arrhythmia refers to any abnormal heart rate. Bradycardia refers to abnormally slow heart rate whereas tachycardia refers to an abnormally rapid heart rate. As used herein, the treatment of arrhythmia is intended to include the treatment of supra ventricular tachycardias such as atrial fibrillation, atrial flutter, AV nodal reentrant tachycardia, atrial tachycardia, and the ventricular tachycardias (VTs), including
25 idiopathic ventricular tachycardia, ventricular fibrillation, pre-excitation syndrome, and Torsade de Pointes (TdP).

“Pharmaceutically-acceptable” means suitable for use in pharmaceutical preparations, generally considered as safe for such use, officially approved by a
30 U. S. Pharmacopoeia or other generally recognized pharmacopoeia for use in animals, and more particularly in humans.

“Prodrug” is a compound that, upon *in vivo* administration, is metabolized by one or more steps or processes or otherwise converted to the biologically,
35 pharmaceutically or therapeutically active form of the compound. For example, prodrug means a compound that is chemically designed to efficiently liberate the parent drug after overcoming biological barriers to oral delivery. To produce a prodrug, the pharmaceutically active compound is modified such that the active

5 compound will be regenerated by metabolic processes. The prodrug may be designed to alter the metabolic stability or the transport characteristics of a drug, to mask side effects or toxicity, to improve the flavor of a drug or to alter other characteristics or properties of a drug. By virtue of knowledge of pharmacodynamic processes and drug metabolism *in vivo*, those of skill in this art, once a pharmaceutically active compound
10 is known, can design prodrugs of the compound (see, *e.g.*, Nogrady (1985) *Medicinal Chemistry A Biochemical Approach*, Oxford University Press, New York, pages 388-392).

"Polymorph" refers to the different crystal forms of a compound, resulting from the possibility of at least two different arrangements of the molecules of the compound
15 in the solid state. Polymorphs of a given compound will be different in crystal structure but identical in liquid or vapor states. Different polymorphic forms of a given substance may differ from each other with respect to one or more physical properties, such as solubility and dissociation, true density, crystal shape, compaction behavior, flow properties, and/or solid state stability. One of skill in the art is aware of processes
20 for generating polymorphs of crystalline compounds. Thus, polymorphic forms of the compounds of the invention are within the ambit of the invention.

In another embodiment the present invention provides a compound of formula (I) wherein:
R¹ is C₁-C₃ alkyl or C₃-C₆ cycloalkyl, wherein the alkyl or cycloalkyl is optionally
25 substituted with one to three halogen atoms;
R² is hydrogen;
R³ is hydrogen;
R⁴ and R⁵ are both hydrogen;
R⁶ is C₁-C₃ alkyl, or C₃-C₆ cycloalkyl;
30 R^a and R^b are independently hydrogen or C₁-C₃ alkyl; or R^a and R^b combine with the nitrogen atom to which they are attached to form a four to six member heterocyclic group optionally containing an oxygen or a nitrogen atom in the ring; wherein the heterocyclic group is further optionally substituted with one or two groups
independently selected from C₁-C₃ alkyl and hydroxyl;
35 or a pharmaceutically acceptable salt or stereoisomer thereof.

In another embodiment, the present invention provides a compound of formula (I) wherein:

- 5 R¹ is cyclopropyl;
R² is hydrogen;
R³ is hydrogen;
R⁴ and R⁵ are both hydrogen;
R⁶ is cyclopropyl;
- 10 R^a and R^b are both C₁-C₃ alkyl or R^a and R^b combined with the nitrogen atom to which they are attached to form a four to six member heterocyclic group optionally containing an oxygen atom in the ring; wherein the heterocyclic group is further optionally substituted with one or two groups selected from C₁-C₃ alkyl and hydroxyl; or a pharmaceutically acceptable salt or stereoisomer thereof.
- 15 In another embodiment, the present invention provides a compound of formula (I) wherein:
R¹ is C₁-C₃ haloalkyl;
R² is hydrogen;
R³ is hydrogen;
- 20 R⁴ and R⁵ are both hydrogen;
R⁶ is cyclopropyl;
R^a and R^b are both C₁-C₃ alkyl or R^a and R^b combined with the nitrogen atom to which they are attached to form a four to six member heterocyclic group optionally containing an oxygen atom in the ring; wherein the heterocyclic group is further optionally
- 25 substituted with one or two groups selected from C₁-C₃ alkyl and hydroxyl; or a pharmaceutically acceptable salt or stereoisomer thereof.

- In another embodiment, the present invention provides a compound of formula (I) wherein:
- 30 R¹ is C₁-C₃ alkyl or cyclopropyl, wherein the alkyl group is substituted with three fluoro atoms;
R² is hydrogen;
R³ is hydrogen;
R⁴ and R⁵ are both hydrogen;
R⁶ is cyclopropyl;
- 35 R^a and R^b are both C₁-C₃ alkyl or R^a and R^b combined with the nitrogen atom to which they are attached to form a four to six member heterocyclic group optionally containing

- 5 an oxygen atom in the ring; wherein the heterocyclic group is further optionally substituted with one or two groups selected from C₁-C₃ alkyl and hydroxyl; or a pharmaceutically acceptable salt or stereoisomer thereof.

In another aspect, the present invention provides a compound of formula (I) wherein:

- 10 R¹ is C₁-C₃ alkyl or cyclopropyl, wherein the alkyl group is substituted with three fluoro atoms;
R² is hydrogen;
R³ is hydrogen;
R⁴ and R⁵ are both hydrogen;
- 15 R⁶ is cyclopropyl;
R^a and R^b are both methyl; or R^a and R^b combine with the nitrogen atom to which they are attached to form a morpholino group or an azetidiny group wherein the azetidiny group is dialkylated on one carbon atom, or substituted on one carbon with hydroxyl and a methyl group; or a pharmaceutically acceptable salt or stereoisomer thereof.

- 20 In another embodiment, the present invention provides a compound of formula (I) wherein:

- R¹ is C₁-C₃ alkyl or cyclopropyl, wherein the alkyl group is substituted with three fluoro atoms;
R² is hydrogen;
- 25 R³ is hydrogen;
R⁴ and R⁵ are both hydrogen;
R⁶ is cyclopropyl;
R^a and R^b are both C₁-C₃ alkyl or R^a and R^b combined with the nitrogen atom to which they are attached to form a four to six member heterocyclic group optionally containing
- 30 an oxygen atom in the ring; wherein the heterocyclic group is further optionally substituted with one or two groups selected from C₁-C₃ alkyl and hydroxyl; or a pharmaceutically acceptable salt or stereoisomer thereof.

In some embodiment, the present invention provides a compound of formula (I) wherein:

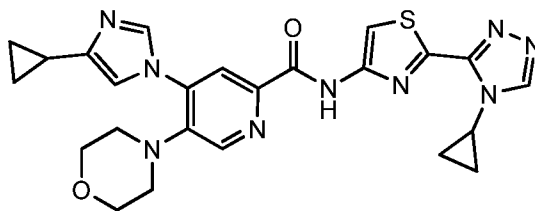
- 35 R¹ is C₁-C₃ alkyl or C₁-C₃ cycloalkyl, wherein alkyl or cycloalkyl is optionally substituted with one to three fluoro atoms;
R² is hydrogen;

- 5 R³ is hydrogen;
R⁴ is hydrogen;
R⁵ is hydrogen;
R⁶ is C₁-C₃ alkyl, C₁-C₃ haloalkyl, or C₁-C₃ cycloalkyl, wherein cycloalkyl is optionally substituted with one to two fluoro atoms;
- 10 R^a and R^b are combined with the nitrogen atom to which they are attached to form a heterocyclic group selected from the group consisting of azetidiny, pyrrolidiny, piperidiny, piperaziny, morpholiny; wherein the heterocyclic group is further optionally substituted with one or two groups selected from C₁-C₃ alkyl and hydroxyl; or a pharmaceutically acceptable salt or stereoisomer thereof.
- 15 In some embodiment, the present invention provides a compound of formula (I) wherein:
R¹ is methyl, ethyl, propyl, fluoromethyl, difluoromethyl, trifluoromethyl, fluoroethyl, difluoroethyl, trifluoroethyl, fluoropropyl, difluoropropyl, trifluoropropyl, fluorocyclopropyl, difluorocyclopropyl, or cyclopropyl;
- 20 R² is hydrogen;
R³ is hydrogen;
R⁴ is hydrogen;
R⁵ is hydrogen;
R⁶ is methyl, ethyl, propyl, fluoromethyl, difluoromethyl, trifluoromethyl, fluoroethyl, difluoroethyl, trifluoroethyl, fluoropropyl, difluoropropyl, trifluoropropyl,
- 25 fluorocyclopropyl, difluorocyclopropyl, or cyclopropyl;
R^a and R^b are combined with the nitrogen atom to which they are attached to form a heterocyclic group selected from the group consisting of azetidiny, pyrrolidiny, piperidiny, piperaziny, morpholiny; wherein the heterocyclic group is further
- 30 optionally substituted with one or two groups selected from methyl, ethyl, propyl, and hydroxyl;
or a pharmaceutically acceptable salt or stereoisomer thereof.

The compounds of the invention include, but are not limited to, those compounds named below:

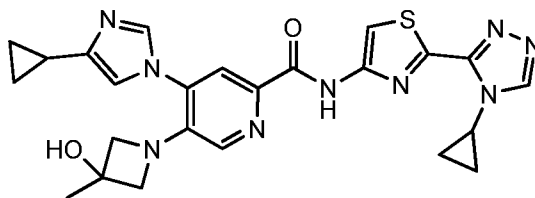
35

5



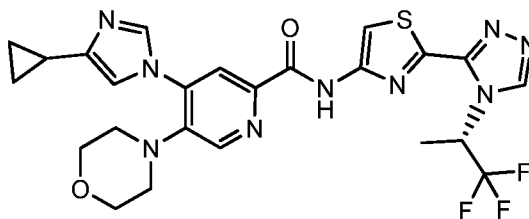
4-(4-cyclopropyl-1H-imidazol-1-yl)-N-(2-(4-cyclopropyl-4H-1,2,4-triazol-3-yl)thiazol-4-yl)-5-morpholinopicolinamide (Compound 1)

10



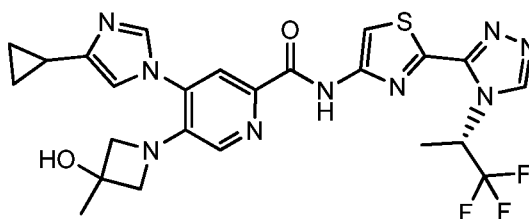
4-(4-cyclopropyl-1H-imidazol-1-yl)-N-(2-(4-cyclopropyl-4H-1,2,4-triazol-3-yl)thiazol-4-yl)-5-(3-hydroxy-3-methylazetidin-1-yl)picolinamide (Compound 2)

15

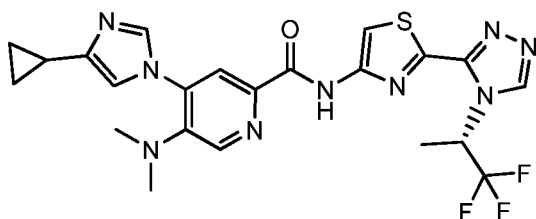


(S)-4-(4-cyclopropyl-1H-imidazol-1-yl)-5-morpholino-N-(2-(4-(1,1,1-trifluoropropan-2-yl)-4H-1,2,4-triazol-3-yl)thiazol-4-yl)picolinamide (Compound 3)

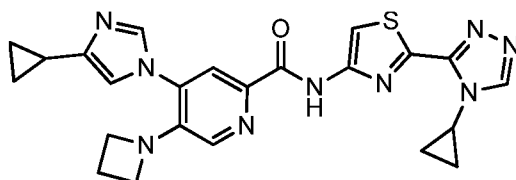
20



- 5 (S)-4-(4-cyclopropyl-1H-imidazol-1-yl)-5-(3-hydroxy-3-methylazetidin-1-yl)-N-(2-(4-(1,1,1-trifluoropropan-2-yl)-4H-1,2,4-triazol-3-yl)thiazol-4-yl)picolinamide
(Compound 4)

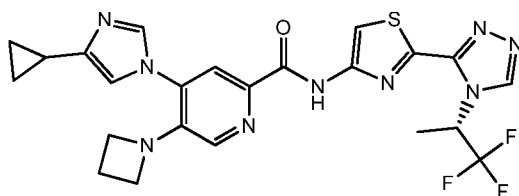


- 10 (S)-4-(4-cyclopropyl-1H-imidazol-1-yl)-5-(dimethylamino)-N-(2-(4-(1,1,1-trifluoropropan-2-yl)-4H-1,2,4-triazol-3-yl)thiazol-4-yl)picolinamide (Compound 5)



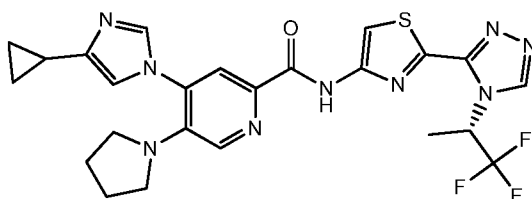
15

- 5-(azetidin-1-yl)-4-(4-cyclopropylimidazol-1-yl)-N-[2-(4-cyclopropyl-1,2,4-triazol-3-yl)-1,3-thiazol-4-yl]pyridine-2-carboxamide (Compound 6)



20

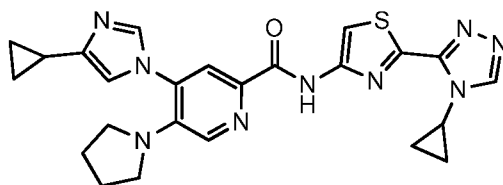
- (S)-5-(azetidin-1-yl)-4-(4-cyclopropyl-1H-imidazol-1-yl)-N-(2-(4-(1,1,1-trifluoropropan-2-yl)-4H-1,2,4-triazol-3-yl)thiazol-4-yl)picolinamide
(Compound 7)



25

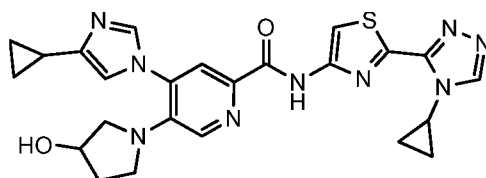
- (S)-4-(4-cyclopropyl-1H-imidazol-1-yl)-5-(pyrrolidin-1-yl)-N-(2-(4-(1,1,1-trifluoropropan-2-yl)-4H-1,2,4-triazol-3-yl)thiazol-4-yl)picolinamide
(Compound 8)

5



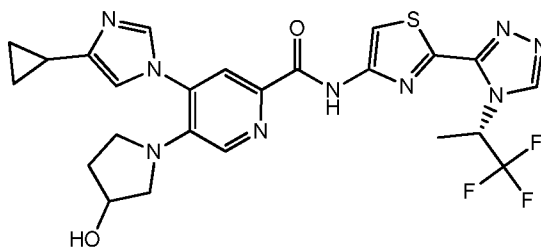
4-(4-cyclopropylimidazol-1-yl)-N-[2-(4-cyclopropyl-1,2,4-triazol-3-yl)-1,3-thiazol-4-yl]-5-pyrrolidin-1-ylpyridine-2-carboxamide (Compound 9)

15



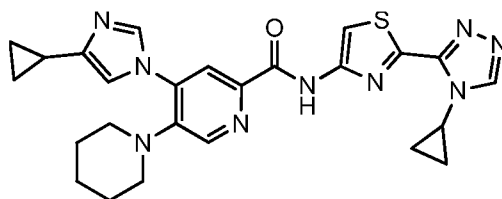
4-(4-cyclopropylimidazol-1-yl)-N-[2-(4-cyclopropyl-1,2,4-triazol-3-yl)-1,3-thiazol-4-yl]-5-(3-hydroxypyrrolidin-1-yl)pyridine-2-carboxamide (Compound 10)

20



4-(4-cyclopropyl-1H-imidazol-1-yl)-5-(3-hydroxypyrrolidin-1-yl)-N-(2-(4-((S)-1,1,1-trifluoropropan-2-yl)-4H-1,2,4-triazol-3-yl)thiazol-4-yl)picolinamide (Compound 11)

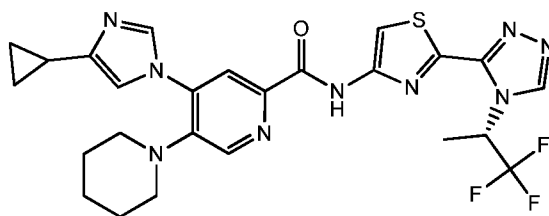
25



30

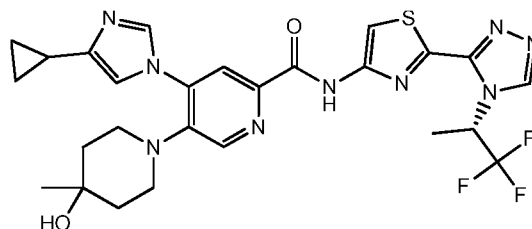
4-(4-cyclopropylimidazol-1-yl)-N-[2-(4-cyclopropyl-1,2,4-triazol-3-yl)-1,3-thiazol-4-yl]-5-piperidin-1-ylpyridine-2-carboxamide (Compound 12)

5



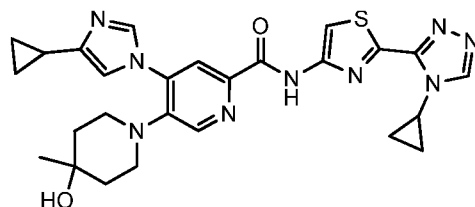
(S)-4-(4-cyclopropyl-1H-imidazol-1-yl)-5-(piperidin-1-yl)-N-(2-(4-(1,1,1-trifluoropropan-2-yl)-4H-1,2,4-triazol-3-yl)thiazol-4-yl)picolinamide
(Compound 13)

10



(S)-4-(4-cyclopropyl-1H-imidazol-1-yl)-5-(4-hydroxy-4-methylpiperidin-1-yl)-N-(2-(4-(1,1,1-trifluoropropan-2-yl)-4H-1,2,4-triazol-3-yl)thiazol-4-yl)picolinamide
(Compound 14)

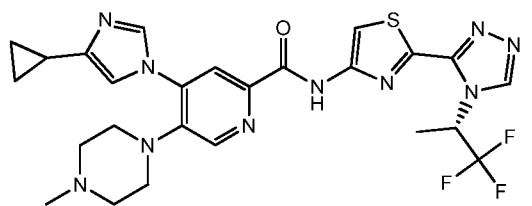
15



20

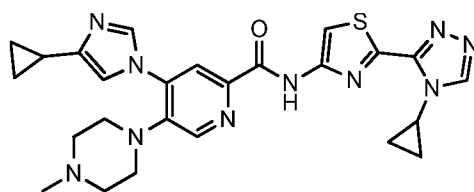
4-(4-cyclopropylimidazol-1-yl)-N-[2-(4-cyclopropyl-1,2,4-triazol-3-yl)-1,3-thiazol-4-yl]-5-(4-hydroxy-4-methylpiperidin-1-yl)pyridine-2-carboxamide (Compound 15)

25



(S)-4-(4-cyclopropyl-1H-imidazol-1-yl)-5-(4-methylpiperazin-1-yl)-N-(2-(4-(1,1,1-trifluoropropan-2-yl)-4H-1,2,4-triazol-3-yl)thiazol-4-yl)picolinamide
(Compound 16)

5



10 4-(4-cyclopropylimidazol-1-yl)-N-[2-(4-cyclopropyl-1,2,4-triazol-3-yl)-1,3-thiazol-4-yl]-5-(4-methylpiperazin-1-yl)pyridine-2-carboxamide (Compound 17).

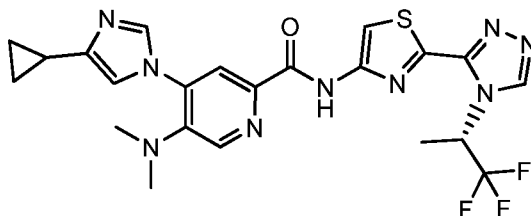
In one aspect, the present application provides compounds, methods and compositions that use or include a racemic mixture, a mixture containing an enantiomeric excess (e.e.) of one enantiomer, or a mixture containing a diastereomeric excess (d.e.) of one diastereomer. The compounds of formula (I) may comprise at least
 15 1%, at least 10%, at least 20%, at least 30%, at least 40%, at least 50%, at least 60%, at least 65%, at least 70%, at least 75%, at least 80%, at least 85%, at least 90%, at least 95%, at least 98%, or at least 99% of one stereoisomer that has the desired ASK-1 activities. By way of example, all chiral amine starting materials (e.g. R^aR^bNH) used in
 20 general preparation of compounds of formula (I) (e.g. Compounds 3, 4, 5, 7, 8, 11, 13, 14, 16) were used as a mixture of enantiomers. In another example, Intermediate E in the general preparation of the compounds of formula (I) was prepared and used as a mixture containing predominantly (S)-4-(4-cyclopropyl-1H-imidazol-1-yl)-5-fluoro-N-(2-(4-(1,1,1-trifluoropropan-2-yl)-4H-1,2,4-triazol-3-yl)thiazol-4-yl)picolinamide.

25 In another aspect, the present application provides methods, compositions that use or include optical isomers, racemates, or other mixtures thereof, of the compounds of formula I or a pharmaceutically acceptable salt, prodrug, or solvate thereof. The single enantiomer or diastereomer, *i.e.*, optically active form, may be obtained by asymmetric synthesis or by resolution of the racemate. Resolution of racemates may be
 30 accomplished, for example, by known methods such as crystallization in the presence of a resolving agent, or chromatography, using, for example a chiral high pressure liquid chromatography (HPLC) column. For example, there are Z- and E- forms (or *cis*- and *trans*- forms) of the compounds or a pharmaceutically acceptable salt, prodrug, or solvate thereof with carbon-carbon double bonds.

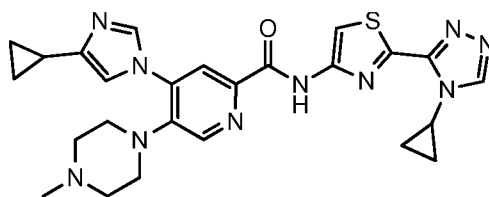
35

5 Nomenclature

Names of compounds of the present invention are provided using the naming system from ChemBioDraw Ultra 11 or the Molecule to Chemical Name component of Pipeline Pilot version 9.1.0 set to International Union of Pure and Applied Chemistry (IUPAC). Other compounds or radicals may be named with common names, or
 10 systematic or non-systematic names. The naming and numbering of the compounds of the invention is illustrated with a representative compound of Formula (I)



which is named: (S)-4-(4-cyclopropyl-1H-imidazol-1-yl)-5-(dimethylamino)-N-(2-(4-(1,1,1-trifluoropropan-2-yl)-4H-1,2,4-triazol-3-yl)thiazol-4-yl)picolinamide. In another
 15 example, the compound having the below structure of



20 may be referred to as 4-(4-cyclopropylimidazol-1-yl)-N-[2-(4-cyclopropyl-1,2,4-triazol-3-yl)-1,3-thiazol-4-yl]-5-(4-methylpiperazin-1-yl)pyridine-2-carboxamide using the naming system of the Molecule to Chemical Name component of Pipeline Pilot version 9.1.0 set to IUPAC-style names or 4-(4-cyclopropyl-1H-imidazol-1-yl)-N-(2-(4-cyclopropyl-4H-1,2,4-triazol-3-yl)thiazol-4-yl)-5-(4-methylpiperazin-1-yl)picolinamide using the name system of ChemBioDraw Ultra.
 25

Combination Therapy

Human patients being treated for an acute cardiovascular disease event by administration of ASK1 inhibitors often exhibit diseases or conditions that benefit from
 30 treatment with other therapeutic agents. These diseases or conditions can be of the cardiovascular nature or can be related to pulmonary disorders, metabolic disorders, gastrointestinal disorders and the like. Additionally, some coronary patients being treated for an acute cardiovascular disease event by administration of an ASK1

5 inhibitor exhibit conditions that can benefit from treatment with therapeutic agents that are antibiotics, analgesics, and/or antidepressants and anti-anxiety agents.

Cardiovascular related diseases or conditions that can benefit from a combination treatment of ASK1 inhibitors with other therapeutic agents include, without limitation, angina, including stable angina, unstable angina (UA), exercised-
10 induced angina, variant angina, arrhythmias, intermittent claudication, myocardial infarction including non-STE myocardial infarction (NSTEMI), heart failure including congestive (or chronic) heart failure, acute heart failure, or recurrent ischemia.

Therapeutic agents suitable for treating cardiovascular related diseases or conditions include anti-anginals, heart failure agents, antithrombotic agents,
15 antiarrhythmic agents, antihypertensive agents, and lipid lowering agents.

The co-administration of ASK1 inhibitors with therapeutic agents suitable for treating cardiovascular related conditions allows enhancement in the standard of care therapy the patient is currently receiving.

Anti-anginals include beta-blockers, calcium channel blockers, and nitrates.

20 Beta blockers reduce the heart's need for oxygen by reducing its workload resulting in a decreased heart rate and less vigorous heart contraction. Examples of beta-blockers include acebutolol, atenolol, betaxolol, bisoprolol/hydrochlorothiazide, bisoprolol, carteolol, esmolol, labetalol, metoprolol, nadolol, propranolol, sotalol (Betapace), and timolol.

25 Nitrates dilate the arteries and veins thereby increasing coronary blood flow and decreasing blood pressure. Examples of nitrates include nitroglycerin, nitrate patches, isosorbide dinitrate, and isosorbide-5-mononitrate.

Calcium channel blockers prevent the normal flow of calcium into the cells of the heart and blood vessels causing the blood vessels to relax thereby increasing the
30 supply of blood and oxygen to the heart. Examples of calcium channel blockers include amlodipine, bepridil, diltiazem, felodipine, nifedipine, nimodipine (Nimotop), nisoldipine, verapamil, and nicardipine.

Agents used to treat heart failure include diuretics, ACE inhibitors, vasodilators, and cardiac glycosides. Diuretics eliminate excess fluids in the tissues and circulation
35 thereby relieving many of the symptoms of heart failure. Examples of diuretics include hydrochlorothiazide, metolazone, furosemide, bumetanide, spironolactone, and eplerenone.

5 Angiotensin converting enzyme (ACE) inhibitors reduce the workload on the heart by expanding the blood vessels and decreasing resistance to blood flow.

Examples of ACE inhibitors include benazepril, captopril, enalapril, fosinopril, lisinopril, moexipril, perindopril, quinapril, ramipril, and trandolapril.

10 Vasodilators reduce pressure on the blood vessels by making them relax and expand. Examples of vasodilators include hydralazine, diazoxide, prazosin, clonidine, and methyldopa. ACE inhibitors, nitrates, potassium channel activators, and calcium channel blockers also act as vasodilators.

15 Cardiac glycosides are compounds that increase the force of the heart's contractions. These compounds strengthen the pumping capacity of the heart and improve irregular heartbeat activity. Examples of cardiac glycosides include digitalis, digoxin, and digitoxin.

Antithrombotics inhibit the clotting ability of the blood. There are three main types of antithrombotics - platelet inhibitors, anticoagulants, and thrombolytic agents.

20 Platelet inhibitors inhibit the clotting activity of platelets, thereby reducing clotting in the arteries. Examples of platelet inhibitors include acetylsalicylic acid, ticlopidine, clopidogrel, dipyridamole, cilostazol, persantine sulfinpyrazone, dipyridamole, indomethacin, and glycoprotein IIb/IIIa inhibitors, such as abciximab, tirofiban, and eptifibatide. Beta blockers and calcium channel blockers also have a platelet-inhibiting effect.

25 Anticoagulants prevent blood clots from growing larger and prevent the formation of new clots. Examples of anticoagulants include bivalirudin, warfarin, unfractionated heparin, low molecular weight heparin, danaparoid, lepirudin, and argatroban.

30 Thrombolytic agents act to break down an existing blood clot. Examples of thrombolytic agents include streptokinase, urokinase, and tenecteplase, and tissue plasminogen activator.

35 Antiarrhythmic agents are used to treat disorders of the heart rate and rhythm. Examples of antiarrhythmic agents include amiodarone, procainamide, lidocaine, and propafenone. Cardiac glycosides and beta blockers are also used as antiarrhythmic agents.

Antihypertensive agents are used to treat hypertension, a condition in which the blood pressure is consistently higher than normal. Hypertension is associated with

5 many aspects of cardiovascular disease, including congestive heart failure, atherosclerosis, and clot formation.

Examples of antihypertensive agents include alpha-1-adrenergic antagonists, such as prazosin (Minipress), doxazosin mesylate (Cardura), prazosin hydrochloride (Minipress), prazosin, polythiazide (Minizide), and terazosin hydrochloride (Hytrin);
10 beta-adrenergic antagonists, such as propranolol (Inderal), nadolol (Corgard), timolol (Blocadren), metoprolol (Lopressor), and pindolol (Visken); central alpha-adrenoceptor agonists, such as clonidine hydrochloride (Catapres), clonidine hydrochloride and chlorthalidone (Clorpres, Combipres), guanabenz Acetate (Wytensin), guanfacine hydrochloride (Tenex), methyldopa (Aldomet), methyldopa and chlorothiazide
15 (Aldoclor), methyldopa and hydrochlorothiazide (Aldoril); combined alpha/beta-adrenergic antagonists, such as labetalol (Normodyne, Trandate), Carvedilol (Coreg); adrenergic neuron blocking agents, such as guanethidine (Ismelin), reserpine (Serpasil); central nervous system-acting antihypertensives, such as clonidine (Catapres), methyldopa (Aldomet), guanabenz (Wytensin); anti-angiotensin II agents; ACE
20 inhibitors, such as perindopril (Aceon) captopril (Capoten), enalapril (Vasotec), lisinopril (Prinivil, Zestril); angiotensin-II receptor antagonists, such as Candesartan (Atacand), Eprosartan (Teveten), Irbesartan (Avapro), Losartan (Cozaar), Telmisartan (Micardis), Valsartan (Diovan); calcium channel blockers, such as verapamil (Calan, Isoptin), diltiazem (Cardizem), nifedipine (Adalat, Procardia); diuretics; direct
25 vasodilators, such as nitroprusside (Nipride), diazoxide (Hyperstat IV), hydralazine (Apresoline), minoxidil (Loniten), verapamil; and potassium channel activators, such as aprikalim, bimakalim, cromakalim, emakalim, nicorandil, and pinacidil.

Lipid lowering agents are used to lower the amounts of cholesterol or fatty sugars present in the blood. Examples of lipid lowering agents include bezafibrate
30 (Bezalip), ciprofibrate (Modalim), and statins, such as atorvastatin (Lipitor), fluvastatin (Lescol), lovastatin (Mevacor, Altacor), mevastatin, pitavastatin (Livalo, Pitava) pravastatin (Lipostat), rosuvastatin (Crestor), and simvastatin (Zocor).

Patients in need of the ASK1 inhibitor often suffers from secondary medical conditions such as one or more of a metabolic disorder, a pulmonary disorder, a
35 peripheral vascular disorder, or a gastrointestinal disorder. Such patients can benefit from treatment of a combination therapy comprising administering to the patient the compounds of the invention in combination with at least one therapeutic agent.

5 Pulmonary disorder refers to any disease or condition related to the lungs. Examples of pulmonary disorders include, without limitation, asthma, chronic obstructive pulmonary disease (COPD), bronchitis, and emphysema.

Examples of therapeutics agents used to treat pulmonary disorders include bronchodilators including beta2 agonists and anticholinergics, corticosteroids, and
10 electrolyte supplements. Specific examples of therapeutic agents used to treat pulmonary disorders include epinephrine, terbutaline, albuterol, salmeterol, Serevent, theophylline, ipratropium bromide, tiotropium, methylprednisolone, magnesium, and potassium.

Examples of metabolic disorders include, without limitation, diabetes, including
15 type I and type II diabetes, metabolic syndrome, dyslipidemia, obesity, glucose intolerance, hypertension, elevated serum cholesterol, and elevated triglycerides.

Examples of therapeutic agents used to treat metabolic disorders include antihypertensive agents and lipid lowering agents, as described in the section
“Cardiovascular Agent Combination Therapy” above. Additional therapeutic agents
20 used to treat metabolic disorders include insulin, sulfonylureas, biguanides, alpha-glucosidase inhibitors, and incretin mimetics.

Peripheral vascular disorders are disorders related to the blood vessels (arteries and veins) located outside the heart and brain, including, for example peripheral arterial disease (PAD), a condition that develops when the arteries that supply blood to the
25 internal organs, arms, and legs become completely or partially blocked as a result of atherosclerosis.

Gastrointestinal disorders refer to diseases and conditions associated with the gastrointestinal tract. Examples of gastrointestinal disorders include gastroesophageal reflux disease (GERD), inflammatory bowel disease (IBD), gastroenteritis, gastritis and
30 peptic ulcer disease, and pancreatitis.

Examples of therapeutic agents used to treat gastrointestinal disorders include proton pump inhibitors, such as pantoprazole (Protonix), lansoprazole (Prevacid), esomeprazole (Nexium), omeprazole (Prilosec), rabeprazole; H2 blockers, such as cimetidine (Tagamet), ranitidine (Zantac), famotidine (Pepcid), nizatidine (Axid);
35 prostaglandins, such as misoprostol (Cytotec); sucralfate; and antacids.

5 Analgesics are therapeutic agents that are used to relieve pain. Examples of analgesics include opiates and morphinomimetics, such as fentanyl and morphine; paracetamol; NSAIDs, and COX-2 inhibitors.

Pharmaceutical Compositions and Administration

10 Compounds provided in accordance with the present invention are usually administered in the form of pharmaceutical compositions. This invention therefore provides pharmaceutical compositions that contain, as the active ingredient, one or more of the compounds described, or a pharmaceutically acceptable salt or ester thereof, and one or more pharmaceutically acceptable excipients, carriers, including
15 inert solid diluents and fillers, diluents, including sterile aqueous solution and various organic solvents, permeation enhancers, solubilizers and adjuvants. The pharmaceutical compositions may be administered alone or in combination with other therapeutic agents. Such compositions are prepared in a manner well known in the pharmaceutical art (see, e.g., Remington's Pharmaceutical Sciences, Mace Publishing
20 Co., Philadelphia, PA 17th Ed. (1985); and Modern Pharmaceutics, Marcel Dekker, Inc. 3rd Ed. (G.S. Banker & C.T. Rhodes, Eds.)

 The pharmaceutical compositions may be administered in either single or multiple doses by any of the accepted modes of administration of agents having similar utilities, for example as described in those patents and patent applications incorporated
25 by reference, including rectal, buccal, intranasal and transdermal routes, by intra-arterial injection, intravenously, intraperitoneally, parenterally, intramuscularly, subcutaneously, orally, topically, as an inhalant, or via an impregnated or coated device such as a stent, for example, or an artery-inserted cylindrical polymer.

 One mode for administration is parenteral, particularly by injection. The forms
30 in which the novel compositions of the present invention may be incorporated for administration by injection include aqueous or oil suspensions, or emulsions, with sesame oil, corn oil, cottonseed oil, or peanut oil, as well as elixirs, mannitol, dextrose, or a sterile aqueous solution, and similar pharmaceutical vehicles. Aqueous solutions in saline are also conventionally used for injection, but less preferred in the context of
35 the present invention. Ethanol, glycerol, propylene glycol, liquid polyethylene glycol, and the like (and suitable mixtures thereof), cyclodextrin derivatives, and vegetable oils may also be employed. The proper fluidity can be maintained, for example, by the use

5 of a coating, such as lecithin, by the maintenance of the required particle size in the case of dispersion and by the use of surfactants. The prevention of the action of microorganisms can be brought about by various antibacterial and antifungal agents, for example, parabens, chlorobutanol, phenol, sorbic acid, thimerosal, and the like.

10 Sterile injectable solutions are prepared by incorporating a compound according to the present invention in the required amount in the appropriate solvent with various other ingredients as enumerated above, as required, followed by filtered sterilization. Generally, dispersions are prepared by incorporating the various sterilized active ingredients into a sterile vehicle which contains the basic dispersion medium and the required other ingredients from those enumerated above. In the case of sterile powders 15 for the preparation of sterile injectable solutions, the preferred methods of preparation are vacuum-drying and freeze-drying techniques which yield a powder of the active ingredient plus any additional desired ingredient from a previously sterile-filtered solution thereof.

20 Oral administration is another route for administration of compounds in accordance with the invention. Administration may be via capsule or enteric coated tablets, or the like. In making the pharmaceutical compositions that include at least one compound described herein, the active ingredient is usually diluted by an excipient and/or enclosed within such a carrier that can be in the form of a capsule, sachet, paper or other container. When the excipient serves as a diluent, it can be in the form of a 25 solid, semi-solid, or liquid material (as above), which acts as a vehicle, carrier or medium for the active ingredient. Thus, the compositions can be in the form of tablets, pills, powders, lozenges, sachets, cachets, elixirs, suspensions, emulsions, solutions, syrups, aerosols (as a solid or in a liquid medium), ointments containing, for example, up to 10% by weight of the active compound, soft and hard gelatin capsules, sterile 30 injectable solutions, and sterile packaged powders.

Some examples of suitable excipients include lactose, dextrose, sucrose, sorbitol, mannitol, starches, gum acacia, calcium phosphate, alginates, tragacanth, gelatin, calcium silicate, microcrystalline cellulose, polyvinylpyrrolidone, cellulose, sterile water, syrup, and methyl cellulose. The formulations can additionally include: 35 lubricating agents such as talc, magnesium stearate, and mineral oil; wetting agents; emulsifying and suspending agents; preserving agents such as methyl and propylhydroxy-benzoates; sweetening agents; and flavoring agents.

5 The compositions of the invention can be formulated so as to provide quick, sustained or delayed release of the active ingredient after administration to the patient by employing procedures known in the art. Controlled release drug delivery systems for oral administration include osmotic pump systems and dissolutional systems containing polymer-coated reservoirs or drug-polymer matrix formulations. Examples
10 of controlled release systems are given in U.S. Patent Nos. 3,845,770; 4,326,525; 4,902,514; and 5,616,345. Another formulation for use in the methods of the present invention employs transdermal delivery devices (“patches”). Such transdermal patches may be used to provide continuous or discontinuous infusion of the compounds of the present invention in controlled amounts. The construction and use of transdermal
15 patches for the delivery of pharmaceutical agents is well known in the art. See, e.g., U.S. Patent Nos. 5,023,252, 4,992,445 and 5,001,139. Such patches may be constructed for continuous, pulsatile, or on demand delivery of pharmaceutical agents.

 The compositions are preferably formulated in a unit dosage form. The term “unit dosage forms” refers to physically discrete units suitable as unitary dosages for
20 human subjects and other mammals, each unit containing a predetermined quantity of active material calculated to produce the desired therapeutic effect, in association with a suitable pharmaceutical excipient (e.g., a tablet, capsule, and ampoule). The compounds are generally administered in a pharmaceutically effective amount. Preferably, for oral administration, each dosage unit contains from 1 mg to 2 g of a
25 compound described herein, and for parenteral administration, preferably from 0.1 to 700 mg of a compound a compound described herein. It will be understood, however, that the amount of the compound actually administered usually will be determined by a physician, in the light of the relevant circumstances, including the condition to be treated, the chosen route of administration, the actual compound administered and its
30 relative activity, the age, weight, and response of the individual patient, the severity of the patient’s symptoms, and the like.

 For preparing solid compositions such as tablets, the principal active ingredient is mixed with a pharmaceutical excipient to form a solid preformulation composition containing a homogeneous mixture of a compound of the present invention. When
35 referring to these preformulation compositions as homogeneous, it is meant that the active ingredient is dispersed evenly throughout the composition so that the

5 composition may be readily subdivided into equally effective unit dosage forms such as tablets, pills and capsules.

The tablets or pills of the present invention may be coated or otherwise compounded to provide a dosage form affording the advantage of prolonged action, or to protect from the acid conditions of the stomach. For example, the tablet or pill can
10 comprise an inner dosage and an outer dosage component, the latter being in the form of an envelope over the former. The two components can be separated by an enteric layer that serves to resist disintegration in the stomach and permit the inner component to pass intact into the duodenum or to be delayed in release. A variety of materials can be used for such enteric layers or coatings, such materials including a number of
15 polymeric acids and mixtures of polymeric acids with such materials as shellac, cetyl alcohol, and cellulose acetate.

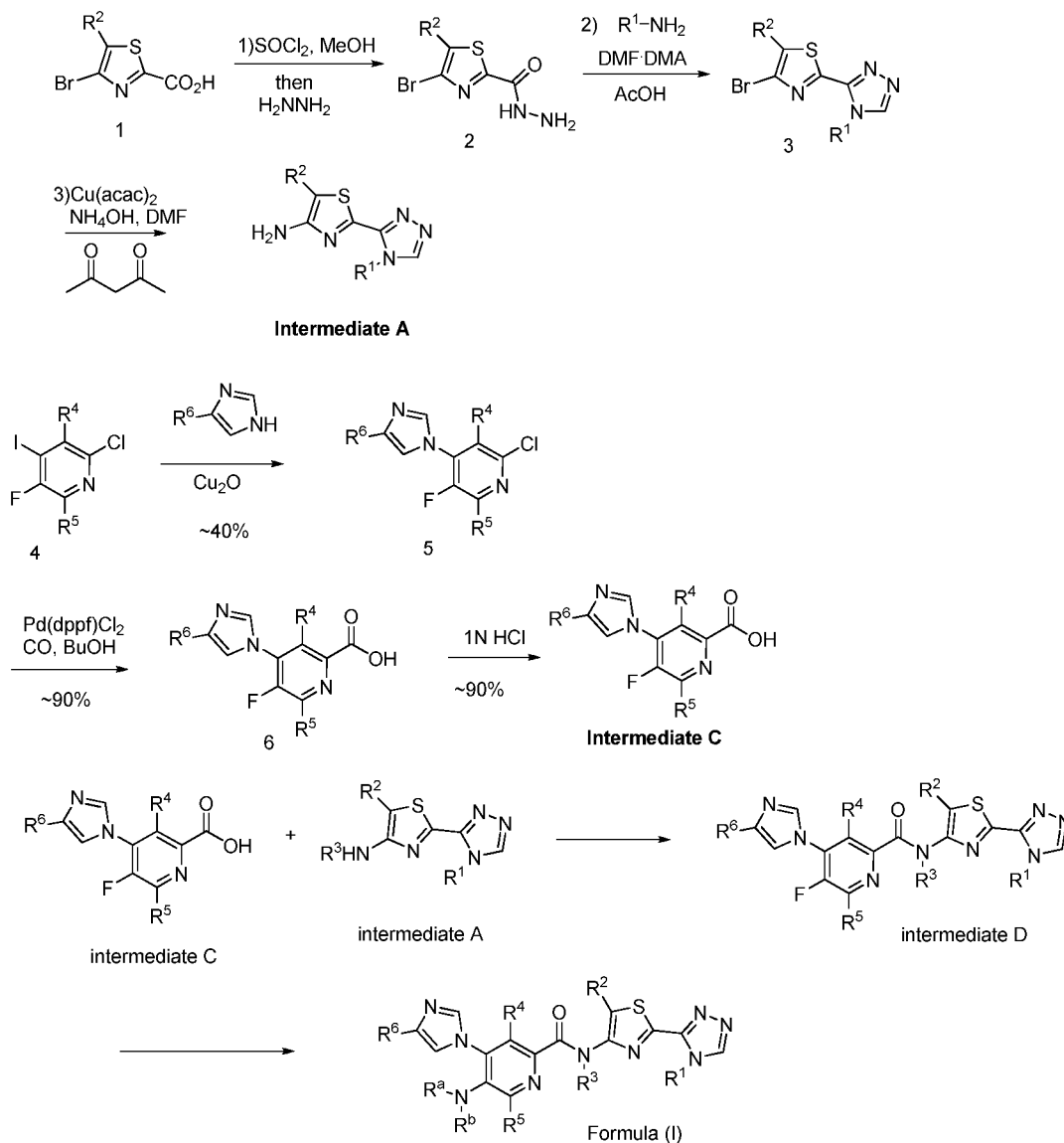
Compositions for inhalation or insufflation include solutions and suspensions in pharmaceutically acceptable, aqueous or organic solvents, or mixtures thereof, and powders. The liquid or solid compositions may contain suitable pharmaceutically
20 acceptable excipients as described supra. Preferably, the compositions are administered by the oral or nasal respiratory route for local or systemic effect. Compositions in preferably pharmaceutically acceptable solvents may be nebulized by use of inert gases. Nebulized solutions may be inhaled directly from the nebulizing device or the nebulizing device may be attached to a facemask tent, or intermittent
25 positive pressure breathing machine. Solution, suspension, or powder compositions may be administered, preferably orally or nasally, from devices that deliver the formulation in an appropriate manner.

Synthesis of Compounds of Formula I

30 The compounds of the invention may be prepared using methods disclosed herein and routine modifications thereof which will be apparent given the disclosure herein and methods well known in the art. Conventional and well-known synthetic methods may be used in addition to the teachings herein. The synthesis of typical compounds described herein, e.g. compounds having structures described by one or
35 more of Formula (I), may be accomplished as described in the following Scheme A and or as provided in the following examples. If available, reagents may be purchased commercially, e.g. from Sigma Aldrich or other chemical suppliers.

5

Scheme A



The 4-bromo thiazole carboxylic acid (1) is converted to the carbohydrazide first by conversion to the acyl chloride using an acylhalide forming reagent such as thionyl chloride or oxalyl chloride. The acyl halide is then treated with hydrazine to form the carbohydrazide (2). The carbohydrazide is cyclized in the presence of dimethylformamide dimethylacetal and the appropriately substituted primary amine to afford the triazole (3) having the desired R¹ substituent. Alternatively, the acyl halide is converted to the amide by reaction with an appropriately substituted amine (R¹NH₂) to form the corresponding amide of compound (1). The amide is converted to the thioamide by reaction with Lawesson's reagent using known conditions or as described

5 herein. The thioamide is then reacted with hydrazine to afford the triazole (3). The triazole (3) is converted to the amino analog (intermediate A) via reaction with copper acetate and ammonium hydroxide in DMF or other solvents known to one of ordinary skill in the art.

Preparation of the intermediate C is initiated by coupling the compound (4) with
10 an appropriately substituted imidazole having the desired R⁶ substituent. The resulting product (5) is carbonylated using palladium reagents such as Pd (dppf)Cl₂ in the presence of carbon monoxide in a protic solvent such as butanol. The resulting acid (6) is isolated as intermediate C. The intermediate C is then reacted with intermediate A to form the amide intermediate D. Intermediate D is subjected to an S_NAr reaction and
15 converted to the desired amine compound of formula (I). One of ordinary skill in the art is able to perform the reactions herein following the above general scheme, the specific procedures provided herein, or other literature sources known to such an artisan.

20 General Syntheses:

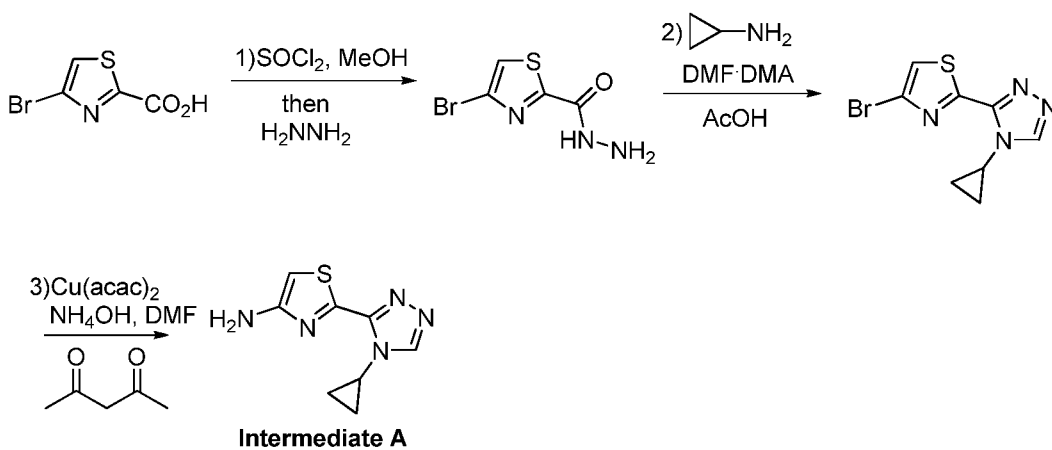
Typical embodiments of compounds in accordance with the present invention may be synthesized using the general reaction schemes described below. It will be apparent given the description herein that the general schemes may be altered by substitution of the starting materials with other materials having similar structures to
25 result in products that are correspondingly different. Descriptions of syntheses follow to provide numerous examples of how the starting materials may vary to provide corresponding products. Given a desired product for which the substituent groups are defined, the necessary starting materials generally may be determined by inspection. Starting materials are typically obtained from commercial sources or synthesized using
30 published methods. For synthesizing compounds which are embodiments of the present invention, inspection of the structure of the compound to be synthesized will provide the identity of each substituent group. The identity of the final product will generally render apparent the identity of the necessary starting materials by a simple process of inspection, given the examples herein.

35

5 Synthetic Reaction Parameters

The terms “solvent,” “inert organic solvent” or “inert solvent” refer to a solvent inert under the conditions of the reaction being described in conjunction therewith (including, for example, benzene, toluene, acetonitrile, tetrahydrofuran (“THF”), dimethylformamide (“DMF”), chloroform, methylene chloride (or dichloromethane), diethyl ether, methanol, pyridine and the like). Unless specified to the contrary, the solvents used in the reactions of the present invention are inert organic solvents, and the reactions are carried out under an inert gas, preferably nitrogen.

Preparation of 2-(4-cyclopropyl-4H-1,2,4-triazol-3-yl)thiazol-4-amine (intermediate A)



Step 1: Preparation of 4-bromothiazole-2-carbohydrazide:

To a solution of the 4-bromothiazole-2-carboxylic acid (2.0 g, 9.8 mmol) in MeOH (10 mL) was added SOCl_2 (710 μL , 9.8 mmol) and the reaction was refluxed for 3 hours. The reaction was concentrated, the residue was suspended in EtOH (10 mL), hydrazine hydrate (2.4 mL, 49 mmol) was added and the reaction was heated to reflux for 90 minutes. The reaction was concentrated, suspended in CH_3CN , filtered, and the solids were washed with CH_3CN , Et_2O , and dried to afford 1.7 g (77%) of 4-bromothiazole-2-carbohydrazide as a yellow solid. $M+1 = 222.1$

Step 2: Preparation of 4-bromo-2-(4-cyclopropyl-4H-1,2,4-triazol-3-yl)thiazole:

4-bromothiazole-2-carbohydrazide (620 mg, 2.8 mmol) and toluene (9 mL) were added to a sealable vial, DMF·DMA (920 μL , 6.9 mmol) was added and the reaction was stirred for 5 minutes. Cyclopropyl amine (770 μL , 11 mmol), and AcOH (160 μL , 2.8 mmol) were added and the reaction was heated in a microwave reactor at

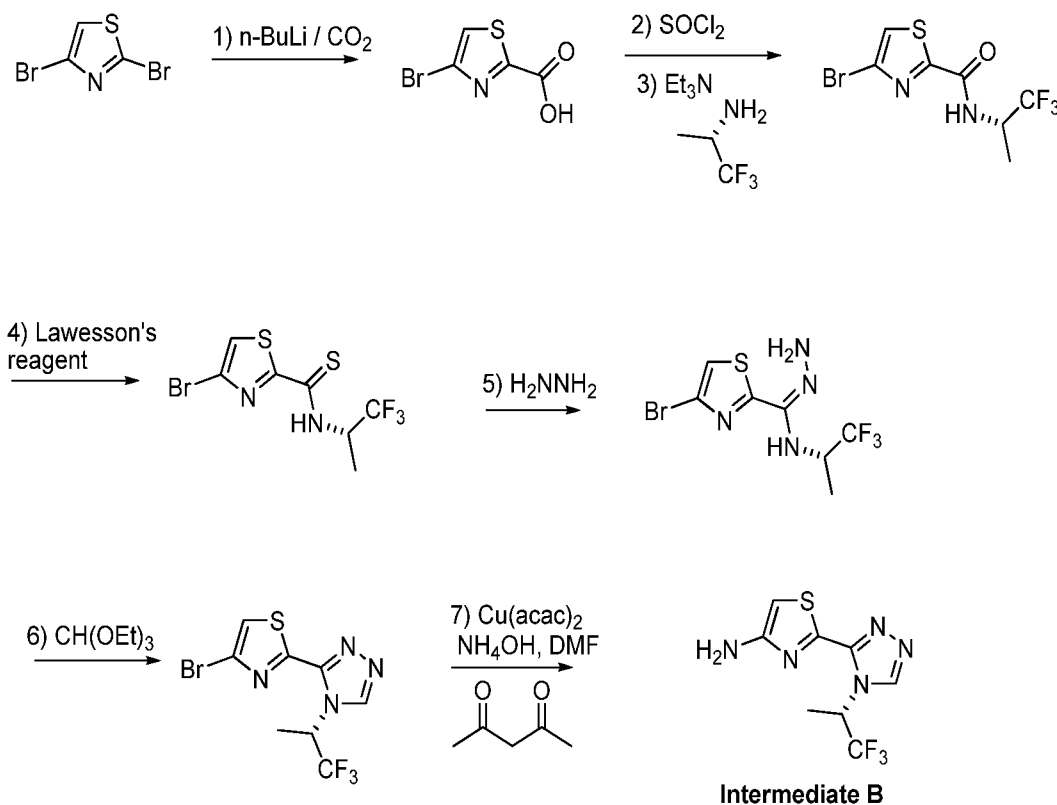
- 5 150 °C for 30 minutes. The reaction was concentrated and purified by flash chromatography (1 → 7% MeOH in CH₂Cl₂) to afford 740 mg of 4-bromo-2-(4-cyclopropyl-4H-1,2,4-triazol-3-yl)thiazole (contaminated with DMF·DMA, but used directly in next step).

Step 3: Preparation of 2-(4-cyclopropyl-4H-1,2,4-triazol-3-yl)thiazol-4-amine:

- 10 To a microwave vial was added the bromothiazole synthesized above (1.0 g, 3.7 mmol), Cu(acac)₂ (97 mg, 0.37 mmol), and Cs₂CO₃ (2.4 g, 7.4 mmol) and the flask was charged with N₂. Pentadione (150 μL, 1.5 mmol), DMF (8 mL), and ammonium hydroxide (1.1 ml, 300 μL/mmol) were added and the reaction was heated to 90 °C.
- 15 When the reaction was judged to be complete by HPLC (~4 hrs), the mixture was filtered through Celite, the Celite was washed with CH₂Cl₂, the filtrate was concentrated, and the residue was purified by flash chromatography (6→13% MeOH in CH₂Cl₂) to provide 480 mg (63% over two steps) of 2-(4-cyclopropyl-4H-1,2,4-triazol-3-yl)thiazol-4-amine as an oil. M + 1 = 208.2

Preparation of 2-(4-cyclopropyl-4H-1,2,4-triazol-3-yl)thiazol-4-amine

- 20 **(intermediate B)**



5 Step 1: Preparation of 4-bromothiazole-2-carboxylic acid:

To the solution of 2,4-dibromothiazole (50 g, 207 mmol, 1.0 eq.) in Et₂O (1000 ml) was added n-BuLi (90 ml, 2.5 M, 1.1 eq.) at -78 °C dropwise and it was stirred for one hour. The reaction solution was poured into dry CO₂ at -78 °C and the reaction mixture was warmed to the room temperature. TLC and LCMS showed the reaction
10 was complete. It was quenched with water (100 ml). The Et₂O phase was removed. The aqueous phase was adjusted to pH to 2-3 and extracted with ethyl acetate. The organic phase was dried, filtered and concentrated to obtain 35 g (82%y) of the 4-bromothiazole-2-carboxylic acid.

¹HNMR (400 MHz, DMSO): δ8.23(1H, s)

15

Steps 2-3: Preparation of (S)-4-bromo-N-(1,1,1-trifluoropropan-2-yl)thiazole-2-carboxamide:

To the mixture of 4-bromothiazole-2-carboxylic acid (80 g, 1.0 eq.) in SOCl₂ (300 ml) was added DMF (10 drops). It was refluxed for 5 hours and concentrated. The residue was dissolved in DCM (300 ml) and added to the solution of (S)-1,1,1-trifluoropropan-2-amine hydrochloride (60.5 g, 1.05 eq.) with Et₃N (117 g, 3.0 eq.) at 0 °C. It was stirred overnight. TLC and LCMS showed the reaction was complete. It was quenched with water and extracted with DCM. The organic phase was dried, filtered and concentrated. The residue was purified by column to obtain 62 g (53% y) of (S)-4-bromo-N-(1,1,1-trifluoropropan-2-yl)thiazole-2-carboxamide.
25

¹HNMR (400 MHz, CDCl₃): δ7.47 (1H, s), 7.17 (1H, br s), 4.74-4.76 (1H, m), 1.39 (3H, d, *J* = 6.8 Hz).

30 Step 4: Preparation of (S)-4-bromo-N-(1,1,1-trifluoropropan-2-yl)thiazole-2-carbothioamide

To a solution of (S)-4-bromo-N-(1,1,1-trifluoropropan-2-yl)thiazole-2-carboxamide (50g, 1.0 eq.) in toluene (1000 ml) was added Lawesson's Reagent (100 g, 1.5 eq.). It was refluxed overnight. TLC and LCMS showed the reaction was complete. It was concentrated and the residue was purified by column to obtain 46 g (88% y) of (S)-4-bromo-N-(1,1,1-trifluoropropan-2-yl)thiazole-2-carbothioamide.
35

5 **Step 5: Preparation of (S)-4-bromo-N-(1,1,1-trifluoropropan-2-yl)thiazole-2-carbohydrazonamide**

To a solution of (S)-4-bromo-N-(1,1,1-trifluoropropan-2-yl)thiazole-2-carbothioamide (46 g, 1.0 eq.) was added hydrazine hydrate (15 g, 2.0 eq.). It was refluxed overnight. TLC and LCMS showed the reaction was complete. It was
10 concentrated and the residue was purified by a flash column to obtain 48g (100% y) of (S)-4-bromo-N-(1,1,1-trifluoropropan-2-yl)thiazole-2-carbohydrazonamide

Step 6: Preparation of (S)-4-bromo-2-(4-(1,1,1-trifluoropropan-2-yl)-4H-1,2,4-triazol-3-yl)thiazole

15 (S)-4-bromo-N-(1,1,1-trifluoropropan-2-yl)thiazole-2-carbohydrazonamide (55 g.) in triethoxymethane (500 ml) was stirred at 90 °C for 3 hours and then at 130 °C overnight and the reaction was concentrated. The residue was purified by column to obtain 44 g (77% y) of (S)-4-bromo-2-(4-(1,1,1-trifluoropropan-2-yl)-4H-1,2,4-triazol-3-yl)thiazole.

20 ¹HNMR (400 MHz, CDCl₃): δ8.46 (1H, s), 7.43 (1H, s), 6.48-6.52 (1H, m), 1.83 (3H, d, J = 7.2 Hz).

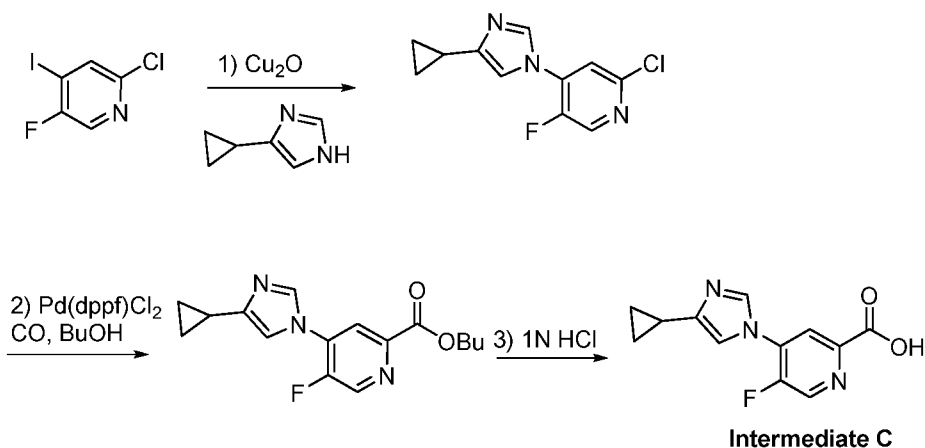
Step 7: Preparation of (S)-2-(4-(1,1,1-trifluoropropan-2-yl)-4H-1,2,4-triazol-3-yl)thiazol-4-amine (intermediate B)

25 To a solution of (S)-4-bromo-2-(4-(1,1,1-trifluoropropan-2-yl)-4H-1,2,4-triazol-3-yl)thiazole (50 g, 120 mmol, 1.0 eq.) in DMF (500 ml) was added Cu(acac)₂ (3.2 g, 12 mmol, 0.1 eq.), acetylacetone (1.2 g, 0.1 eq.) and NH₄OH (50 ml, conc). It was stirred at 90 °C overnight and it was concentrated. The residue was dissolved in MeOH (500 ml) and it was filtered. The filtrate was concentrated and the residue was
30 purified by column to obtain 9.6 g (24% y) of Intermediate B.

¹HNMR (400 MHz, CDCl₃): δ8.38 (1H, s), 6.58-6.65 (1H, m), 6.14 (1H, s), 4.20 (2H, br s), 1.77 (3H, d, J = 7.2 Hz); ESI MS: 264 ([M+1]).

35

5 **Preparation of 4-(4-cyclopropyl-1H-imidazol-1-yl)-5-fluoropyridine (intermediate C)**



10 **Step 1: Preparation of 2-chloro-4-(4-cyclopropyl-1H-imidazol-1-yl)-5-fluoropyridine**

A suspension of 2-chloro-5-fluoro-4-iodopyridine (1.8g, 1.00 mmol), 4-cyclopropyl imidazole (982 mg, 9.10 mmol), Cu₂O (100 mg, 0.700 mmol), 8-hydroxyquinoline (152 mg, 1.05 mmol), cesium carbonate (4.60 g, 14.0 mmol), and PEG-3350 (1.4 g) in butyronitrile (50 mL) was heated at 65°C for 16 hours. The reaction mixture was filtered through Celite, concentrated and the residue was partitioned between dichloromethane and water. The layers were separated and the aqueous layer washed twice with dichloromethane. The combined organic layers were dried (MgSO₄), filtered and concentrated. The residue was purified by flash chromatography (15→60% EtOAc in hexanes) to afford 2-chloro-4-(4-cyclopropyl-1H-imidazol-1-yl)-5-fluoropyridine (702 mg, 42 % yield).

25 **Step 2: Preparation of butyl 4-(4-cyclopropyl-1H-imidazol-1-yl)-5-fluoropyridinate**

2-chloro-4-(4-cyclopropyl-1H-imidazol-1-yl)-5-fluoropyridine (730 mg, 3.07 mmol) and Pd(dppf)Cl₂ (112 mg, 0.159 mmol) were suspended in degassed BuOH, and the reaction vessel was purged with carbon monoxide and a balloon of CO was affixed to the reaction vessel. The mixture was heated to 70 °C for 90 minutes, filtered through Celite, and concentrated. The residue was passed through a short plug of silica gel to afford butyl 4-(4-cyclopropyl-1H-imidazol-1-yl)-5-fluoropyridinate (860 mg, 93%).

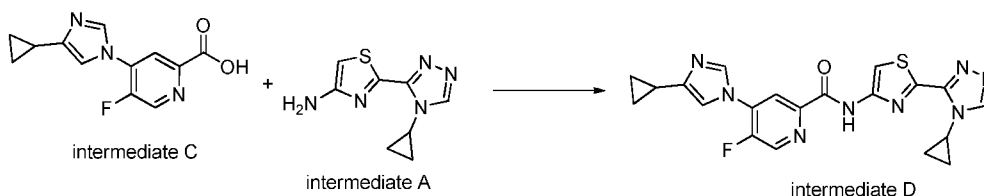
5 **Step 3: Preparation of 4-(4-cyclopropyl-1H-imidazol-1-yl)-5-fluoropicolinic acid**

4-(4-cyclopropyl-1H-imidazol-1-yl)-5-fluoropicolinate (640 mg, 2.11 mmol) was dissolved in 1N HCl (5 mL) and the reaction was heated to 100 °C overnight. The solvent was removed, CH₃CN was added and the solvent removed to afford 4-(4-cyclopropyl-1H-imidazol-1-yl)-5-fluoropicolinic acid which was used directly in
10 subsequent reactions (assuming 100% conversion).

Representative procedure for amide coupling reaction:

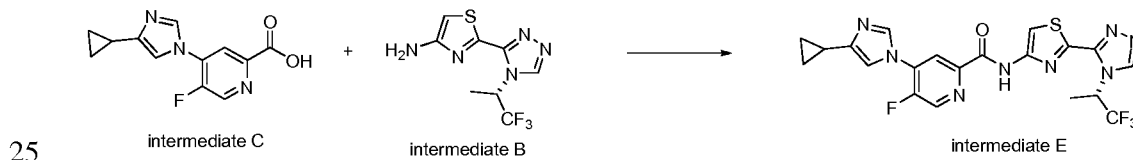
Preparation of 4-(4-cyclopropyl-1H-imidazol-1-yl)-N-(2-(4-cyclopropyl-4H-1,2,4-triazol-3-yl)thiazol-4-yl)-5-fluoropicolinamide (intermediate D)

15



To a mixture of intermediate C·HCl (340mg, 1.2 mmol), intermediate A (261 mg, 1.26 mmol), HATU (638 mg, 1.68 mmol), and N-methyl morpholine (330 μL, 3.00 mmol) was added DMF (5mL) and the reaction was stirred for 2 hours. The mixture
20 was concentrated, redissolved in a minimal amount of CH₃CN, and water was added dropwise until a thick slurry was formed. The solids were isolated by filtration and washed with CH₃CN to afford 320 mg (61%y). M+1 = 437.2

Intermediate E was prepared according to the same procedure:

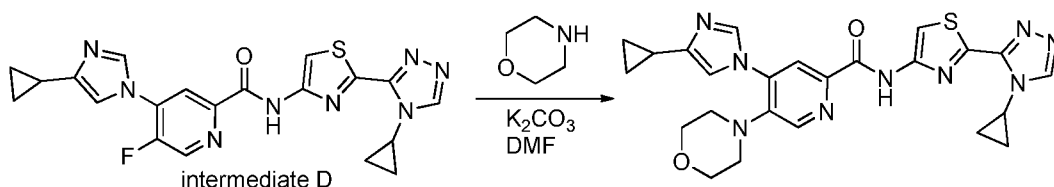


25

Representative procedure for S_NAr displacement of aryl fluoride to yield final products:

30

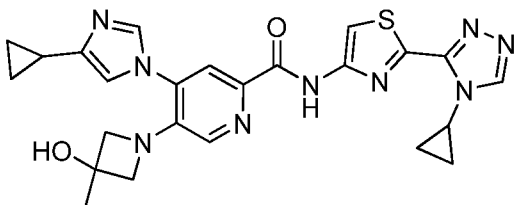
5 **Preparation of 4-(4-cyclopropyl-1H-imidazol-1-yl)-N-(2-(4-cyclopropyl-4H-1,2,4-triazol-3-yl)thiazol-4-yl)-5-morpholinopicolinamide**



To a mixture of intermediate D (450 mg, 1.03 mmol) and K_2CO_3 (430 mg, 3.09 mmol) in DMF (3 mL) was added morpholine (270 μ l, 3.09 mmol) and the reaction was heated to 80 $^\circ$ C overnight. The reaction was concentrated and purified by RP-HPLC to afford 390 mg (75% y) of 4-(4-cyclopropyl-1H-imidazol-1-yl)-N-(2-(4-cyclopropyl-4H-1,2,4-triazol-3-yl)thiazol-4-yl)-5-morpholinopicolinamide. All final compounds were isolated as the HCl salt from the preparative HPLC.

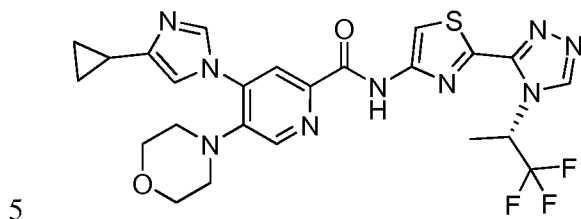
15 $C_{24}H_{25}N_9O_2S$. 504.2. (M+1). 1H NMR (DMSO) δ 10.99 (s, 1H), 9.57 (s, 1H), 8.79 (s, 1H), 8.64 (s, 1H), 8.27 (s, 1H), 7.99 (s, 2H), 4.05-4.09 (m, 1H), 3.61-3.64 (m, 4H), 2.90-3.05 (m, 4H), 2.04-2.08 (m, 1H), 1.03-1.09 (m, 6H), 0.85-0.90 (m, 2H).

The following compounds were prepared in a similar fashion using the appropriate amine and the indicated intermediate.



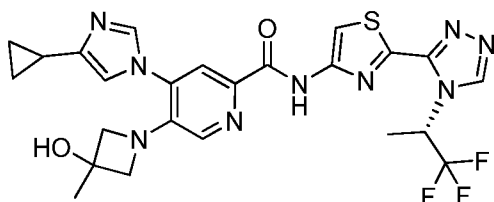
Prepared via intermediate D

4-(4-cyclopropyl-1H-imidazol-1-yl)-N-(2-(4-cyclopropyl-4H-1,2,4-triazol-3-yl)thiazol-4-yl)-5-(3-hydroxy-3-methylazetidin-1-yl)picolinamide $C_{24}H_{25}N_9O_2S$. 504.2. (M+1). 1H NMR (DMSO) δ 10.74 (s, 1H), 9.32 (s, 1H), 8.76 (s, 1H), 8.14 (s, 1H), 8.10 (s, 1H), 7.93 (s, 1H), 7.77 (s, 1H), 4.02-4.06 (m, 1H), 3.67 (dd, $J = 8.0, 20.4$ Hz, 4H), 2.01-2.06 (m, 1H), 1.37 (s, 3H), 1.03-1.10 (m, 6H), 0.83-0.86 (m, 2H).



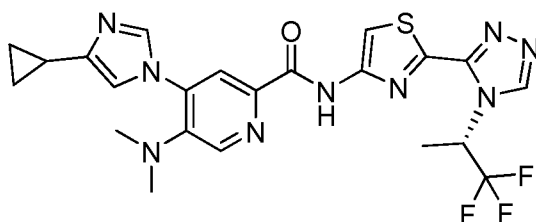
Prepared via intermediate E

- (S)-4-(4-cyclopropyl-1H-imidazol-1-yl)-5-morpholino-N-(2-(4-(1,1,1-trifluoropropan-2-yl)-4H-1,2,4-triazol-3-yl)thiazol-4-yl)picolinamide $C_{24}H_{24}F_3N_9O_2S$. 560.2. (M+1). 1H NMR (DMSO) δ 11.46 (s, 1H), 9.56 (s, 1H), 9.23 (s, 1H), 8.64 (s, 1H), 8.27 (s, 1H), 8.01 (s, 1H), 7.99 (s, 1H), 6.78-6.82 (m, 1H), 3.61-3.65 (m, 4H), 2.90-2.94 (m, 4H), 2.02-2.06 (m, 1H), 1.83 (d, J = 7.2 Hz, 3H), 1.03-1.07 (m, 2H), 0.86-0.88 (m, 2H).
- 10



Prepared via intermediate E

- 15 (S)-4-(4-cyclopropyl-1H-imidazol-1-yl)-5-(3-hydroxy-3-methylazetidin-1-yl)-N-(2-(4-(1,1,1-trifluoropropan-2-yl)-4H-1,2,4-triazol-3-yl)thiazol-4-yl)picolinamide $C_{24}H_{24}F_3N_9O_2S$. 560.1. (M+1). 1H NMR (DMSO) δ 11.21 (s, 1H), 9.24 (br s, 1H), 9.22 (s, 1H), 8.13 (s, 1H), 8.09 (s, 1H), 7.96 (s, 1H), 7.75 (s, 1H), 6.79 (pent, J = 7.2 Hz, 1H), 3.67 (dd, J = 8.0, 19.6 Hz, 4H), 2.68 (s, 1H), 2.02-2.05 (m, 1H), 1.82 (d, J = 7.2 Hz, 3H), 1.37 (s, 3H), 1.01-1.06 (m, 2H), 0.81-0.85 (m, 2H).
- 20

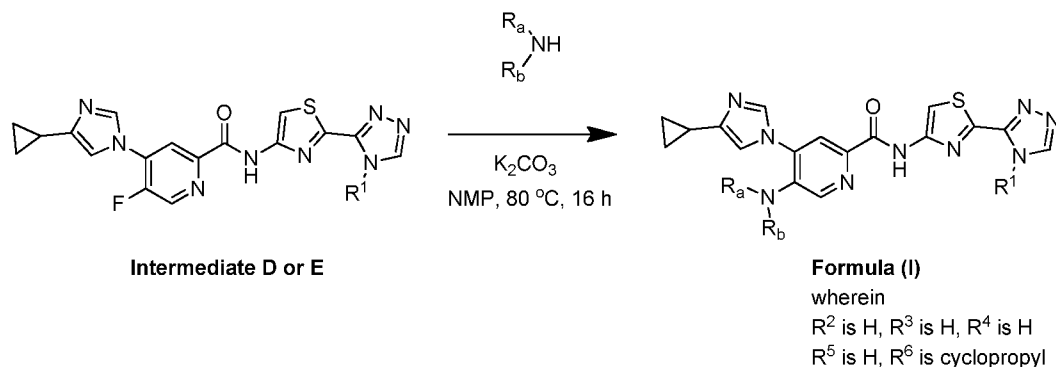


Prepared via intermediate E

- 25 (S)-4-(4-cyclopropyl-1H-imidazol-1-yl)-5-(dimethylamino)-N-(2-(4-(1,1,1-trifluoropropan-2-yl)-4H-1,2,4-triazol-3-yl)thiazol-4-yl)picolinamide $C_{22}H_{22}F_3N_9OS$. 518.1. (M+1). 1H NMR (DMSO) δ 11.32 (s, 1H), 9.43 (s, 1H), 9.23 (s, 1H), 8.55 (s,

- 5 1H), 8.17 (s, 1H), 7.98 (s, 1H), 7.84 (s, 1H), 6.80 (pent, J = 7.2 Hz, 1H), 2.73 (s, 6H), 2.02-2.06 (m, 1H), 1.83 (d, J = 7.2 Hz, 3H), 1.01-1.06 (m, 2H), 0.84-0.88 (m, 2H).

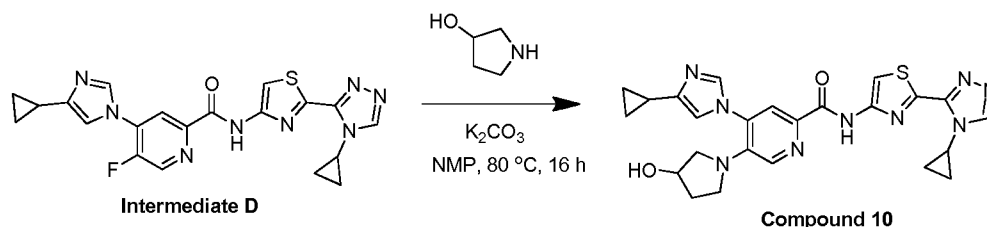
Additional general preparation of compounds of formula (I)



wherein R^a, R^b, and R¹ are defined in formula (I).

- 10 In a 2 mL reaction vial was placed the appropriate amine nucleophile (4.1 equivalents) and K₂CO₃ (6.1 equivalents). To this was added a solution of Intermediate D or E (1.0 equivalent) in NMP (0.15 M). The mixture was heated at 80°C for 16 h. It was cooled to room temperature, and to this was added EtOAc. The resulting supernatant was transferred to a separate collection tube. The solvent was removed by
- 15 Genevac, and the resulting solid was washed with water and dried to give the desired product. The product identity was verified by LCMS analysis.

Preparation of 4-(4-cyclopropylimidazol-1-yl)-N-[2-(4-cyclopropyl-1,2,4-triazol-3-yl)-1,3-thiazol-4-yl]-5-(3-hydroxypyrrolidin-1-yl)pyridine-2-carboxamide

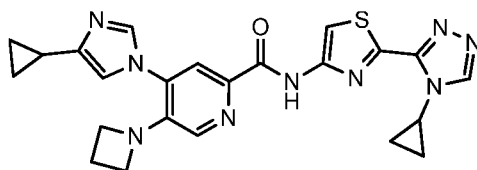


- 20 In a 2 ml reaction vial was placed pyrrolidin-3-ol hydrochloride (22.7 mg, 0.19 mmol) and K₂CO₃ (38 mg, 0.28 mmol). To this was added a solution of Intermediate D (20 mg, 0.046 mmol) in NMP (0.3 mL). The mixture was heated at 80°C for 16 h. It was cooled to room temperature, and to this was added EtOAc (1 mL). The solvent was removed by Genevac, and the resulting solid was washed with water and dried to
- 25 give 4-(4-cyclopropylimidazol-1-yl)-N-[2-(4-cyclopropyl-1,2,4-triazol-3-yl)-1,3-thiazol

5 -4-yl]-5-(3-hydroxypyrrolidin-1-yl)pyridine-2-carboxamide (Compound 10). LRMS (ESI⁺) *m/z* [M+H]⁺ calcd for C₂₄H₂₆N₉O₂S 504.2, 504.1.

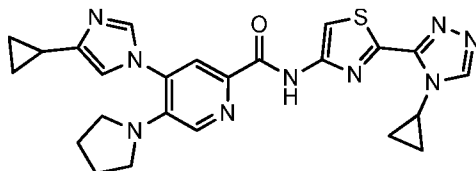
Compounds 6, 9, 12, 15 and 17 were prepared in a similar fashion using Intermediate D.

10



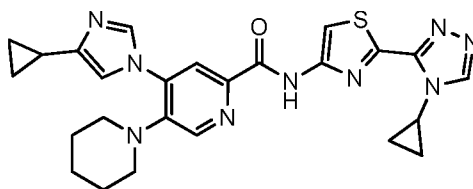
15 5-(azetidin-1-yl)-4-(4-cyclopropylimidazol-1-yl)-N-[2-(4-cyclopropyl-1,2,4-triazol-3-yl)-1,3-thiazol-4-yl]pyridine-2-carboxamide (Compound 6). LRMS (ESI⁺) *m/z* [M+H]⁺ calcd for C₂₃H₂₃N₉OS 474.2, found: 474.2.

20



25 4-(4-cyclopropylimidazol-1-yl)-N-[2-(4-cyclopropyl-1,2,4-triazol-3-yl)-1,3-thiazol-4-yl]-5-pyrrolidin-1-ylpyridine-2-carboxamide (Compound 9). LRMS (ESI⁺) *m/z* [M+H]⁺ calcd for C₂₄H₂₅N₉OS 488.2, found: 488.2.

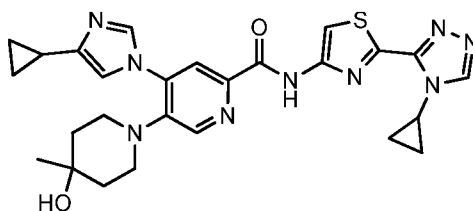
25



30

35 4-(4-cyclopropylimidazol-1-yl)-N-[2-(4-cyclopropyl-1,2,4-triazol-3-yl)-1,3-thiazol-4-yl]-5-piperidin-1-ylpyridine-2-carboxamide (Compound 12). LRMS (ESI⁺) *m/z* [M+H]⁺ calcd for C₂₅H₂₇N₉OS 502.2, found: 502.1.

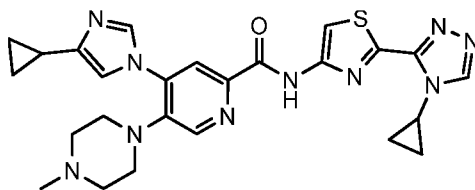
35



5 4-(4-cyclopropylimidazol-1-yl)-N-[2-(4-cyclopropyl-1,2,4-triazol-3-yl)-1,3-thiazol-4-yl]-5-(4-hydroxy-4-methylpiperidin-1-yl)pyridine-2-carboxamide (Compound 15).

LRMS (ESI⁺) *m/z* [M+H]⁺ calcd for C₂₆H₂₉N₉O₂S 532.2, found: 532.1.

10

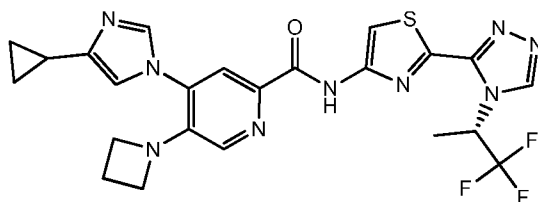


4-(4-cyclopropylimidazol-1-yl)-N-[2-(4-cyclopropyl-1,2,4-triazol-3-yl)-1,3-thiazol-4-yl]-5-(4-methylpiperazin-1-yl)pyridine-2-carboxamide (Compound 17). LRMS (ESI⁺)

15 *m/z* [M+H]⁺ calcd for C₂₅H₂₈N₁₀OS 517.2, found: 517.1.

Compounds 7, 8, 11, 13, 14, and 16 were prepared in similar general preparation procedure using Intermediate E.

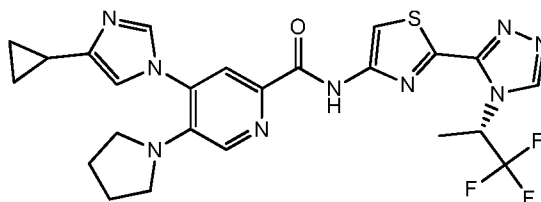
20



(S)-5-(azetidin-1-yl)-4-(4-cyclopropyl-1H-imidazol-1-yl)-N-(2-(4-(1,1,1-trifluoropropan-2-yl)-4H-1,2,4-triazol-3-yl)thiazol-4-yl)picolinamide (Compound 7).

LRMS (ESI⁺) *m/z* [M+H]⁺ calcd for C₂₃H₂₂F₃N₉OS 530.2, found: 530.2.

25

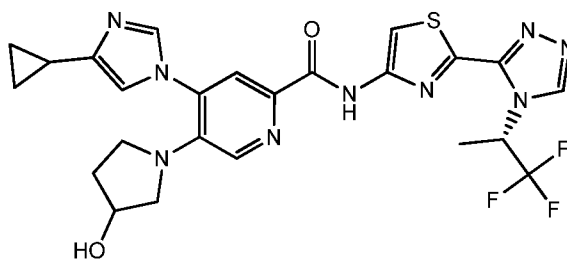


(S)-4-(4-cyclopropyl-1H-imidazol-1-yl)-5-(pyrrolidin-1-yl)-N-(2-(4-(1,1,1-trifluoropropan-2-yl)-4H-1,2,4-triazol-3-yl)thiazol-4-yl)picolinamide (Compound 8).

LRMS (ESI⁺) *m/z* [M+H]⁺ calcd for C₂₄H₂₄F₃N₉OS 544.2, found: 543.8.

30

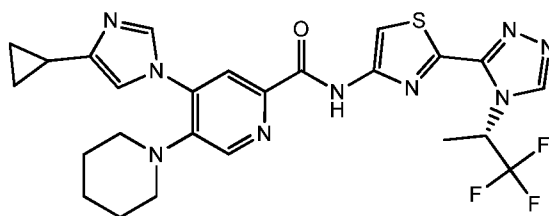
5



4-(4-cyclopropyl-1H-imidazol-1-yl)-5-(3-hydroxypyrrolidin-1-yl)-N-(2-(4-((S)-1,1,1-trifluoropropan-2-yl)-4H-1,2,4-triazol-3-yl)thiazol-4-yl)picolinamide (Compound 11).

LRMS (ESI⁺) *m/z* [M+H]⁺ calcd for C₂₄H₂₄F₃N₉O₂S 560.2, found: 560.2.

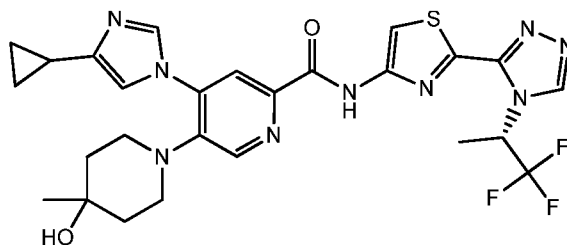
10



(S)-4-(4-cyclopropyl-1H-imidazol-1-yl)-5-(piperidin-1-yl)-N-(2-(4-(1,1,1-trifluoropropan-2-yl)-4H-1,2,4-triazol-3-yl)thiazol-4-yl)picolinamide (Compound 13).

LRMS (ESI⁺) *m/z* [M+H]⁺ calcd for C₂₅H₂₆F₃N₉OS 558.2, found: 557.9.

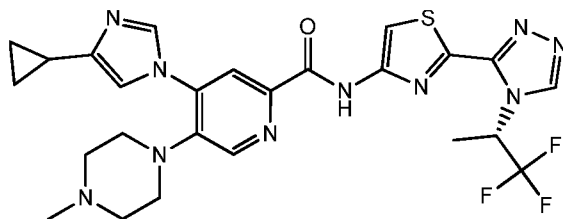
15



(S)-4-(4-cyclopropyl-1H-imidazol-1-yl)-5-(4-hydroxy-4-methylpiperidin-1-yl)-N-(2-(4-(1,1,1-trifluoropropan-2-yl)-4H-1,2,4-triazol-3-yl)thiazol-4-yl)picolinamide

(Compound 14). LRMS (ESI⁺) *m/z* [M+H]⁺ calcd for C₂₆H₂₈F₃N₉O₂S 588.2, found:

20 587.9



- 5 (S)-4-(4-cyclopropyl-1H-imidazol-1-yl)-5-(4-methylpiperazin-1-yl)-N-(2-(4-(1,1,1-trifluoropropan-2-yl)-4H-1,2,4-triazol-3-yl)thiazol-4-yl)picolinamide (Compound 16)
LRMS (ESI⁺) *m/z* [M+H]⁺ calcd for C₂₅H₂₇F₃N₁₀OS 573.2, found: 573.1.

Utility, Testing and Administration

10 General Utility

The compounds of Formula I are believed effective in the treatment of conditions that respond to administration of ASK1 inhibitors. Specifically, the compounds of Formula I are useful in the treatment of a broad range of diseases, for example autoimmune disorders, inflammatory diseases, cardiovascular diseases
15 (including diabetes, diabetic nephropathy, and other complications of diabetes), cardio-renal diseases, including kidney disease, fibrotic diseases, respiratory diseases (including COPD, idiopathic pulmonary fibrosis (IPF), and acute lung injury), acute and chronic liver diseases, and neurodegenerative diseases.

20 Testing

Activity testing is conducted as described in the Examples below, and by methods apparent to one skilled in the art.

The following examples are included to demonstrate preferred embodiments of the invention. It will be appreciated by those of skill in the art that the techniques
25 disclosed in the examples which follow represent techniques discovered by the inventor(s) to function well in the practice of the invention, and thus can be considered to constitute preferred modes for its practice. However, those of skill in the art should, in light of the present disclosure, appreciate that many changes can be made in the specific embodiments which are disclosed and still obtain a like or similar result
30 without departing from the spirit and scope of the invention.

BIOLOGICAL ASSAYS

To evaluate the inhibitory activity of compounds of the invention against ASK1
(Apoptosis Signal-regulating Kinase 1) kinase, its activity was examined using a TR-
35 FRET ASK1 kinase assay which determined the amount of phosphate transferred to a peptide substrate from ATP.

5 Materials and Methods

Reagents

Dephosphorylated recombinant human ASK1 kinase was from Gilead Sciences. Small molecule kinase inhibitor staurosporine (Catalogue # S6942) and dithiothreitol (DTT, catalogue # 43815-5G) were obtained from Sigma Chemicals (St. Louis, MO).
10 ATP (catalogue # 7724) was from Affymetrix (Santa Clara, CA) and test compounds were from Gilead Sciences. HTRF KinEASE™-STK S3 kit was obtained from Cisbio (Bedford, Mass). All other reagents were of the highest grade commercially available.

Assays

The assay measures the phosphorylation level of a biotinylated peptide substrate
15 by the ASK1 kinase using HTRF detection (6.1). This is a competitive, time-resolved fluorescence resonance energy transfer (TR-FRET) immunoassay, based on HTRF® KinEASE™-STK manual from Cisbio (6.1). Test compound, 1 μ M STK3 peptide substrate, 4 nM of ASK1 kinase are incubated with 10 mM MOP buffer, pH. 7.0 containing 10 mM Mg-acetate, 0.025 % NP-40, 1 mM DTT, 0.05% BSA and 1.5%
20 glycerol for 30 minutes then 100 μ M ATP is added to start the kinase reaction and incubated for 3 hr. Peptide antibody labeled with 1X Eu^{3+} Cryptate buffer containing 10 mM EDTA and 125 nM Streptavidin XL665 are added to stop the reaction and phosphorylated peptide substrate is detected using Envision 2103 Multilabeled reader from PerkinElmer. The fluorescence is measured at 615 nm (Cryptate) and 665 nm
25 (XL665) and a ratio of 665 nm/615 nm is calculated for each well. The resulting TR-FRET level (a ratio of 665 nm/615 nm) is proportional to the phosphorylation level. Under these assay conditions, the degree of phosphorylation of peptide substrate was linear with time and concentration for the enzyme. The assay system yielded consistent results with regard to K_m and specific activities for the enzyme. For inhibition
30 experiments (IC_{50} values), activities were performed with constant concentrations of ATP, peptide and several fixed concentrations of inhibitors. Staurosporine, the nonselective kinase inhibitor, was used as the positive control. All enzyme activity data are reported as an average of quadruplicate determination.

5 Data Analysis

The IC₅₀ values were calculated following equation:

$$y = \text{Range} / \{1 + (x / \text{IC}_{50})^s\} + \text{Background}$$

Where x and y represent the concentration of inhibitors and enzyme activity, respectively. Enzyme activity is expressed as the amount of Phosphate incorporated into substrate peptide from ATP. Range is the maximum y range (no inhibitor, DMSO control) and s is a slope factor (6.2).

Results

Following the above method, tested compounds of Formula (I) inhibited ASK1 as shown below.

Example #	Compound name	ASK1 IC ₅₀ (nM)
1	4-(4-cyclopropyl-1H-imidazol-1-yl)-N-(2-(4-cyclopropyl-4H-1,2,4-triazol-3-yl)thiazol-4-yl)-5-morpholinopicolinamide	1.44
2	4-(4-cyclopropyl-1H-imidazol-1-yl)-N-(2-(4-cyclopropyl-4H-1,2,4-triazol-3-yl)thiazol-4-yl)-5-(3-hydroxy-3-methylazetidin-1-yl)picolinamide	1.58
3	(S)-4-(4-cyclopropyl-1H-imidazol-1-yl)-5-morpholino-N-(2-(4-(1,1,1-trifluoropropan-2-yl)-4H-1,2,4-triazol-3-yl)thiazol-4-yl)picolinamide	2.62
4	(S)-4-(4-cyclopropyl-1H-imidazol-1-yl)-5-(3-hydroxy-3-methylazetidin-1-yl)-N-(2-(4-(1,1,1-trifluoropropan-2-yl)-4H-1,2,4-triazol-3-yl)thiazol-4-yl)picolinamide	1.69
5	(S)-4-(4-cyclopropyl-1H-imidazol-1-yl)-5-(dimethylamino)-N-(2-(4-(1,1,1-trifluoropropan-2-yl)-4H-1,2,4-triazol-3-yl)thiazol-4-yl)picolinamide	1.88

Staurosporine

6.30

5

The data demonstrates that tested compounds of formula (I) are potent inhibitors of the ASK-1 receptor.

ASK1 (Apoptosis Signal-Regulating Kinase 1) 293 cell-based assay (Cellular EC₅₀)

10 The cellular potency of compounds was assayed in cells stably expressing an AP-1:luciferase reporter construct (293/AP1-Luc cells - Panomics Inc., 6519 Dumbarton Circle, Fremont, CA). Cells were infected with an adenovirus expressing kinase active ASK1 (631-1381 of rat ASK1 cDNA), which will activate the AP-1 transcription factor and increase the expression of luciferase. Inhibitors of ASK1 will
15 decrease the enzyme activity of ASK1 and therefore decrease the activity of AP-1 transcription factor and the expression of luciferase.

1. MATERIALS REQUIRED FOR THIS PROTOCOL

Media and Reagents	Source Company	Catalog No.
AP-1 Reporter 293 Stable Cell Line	Panomics	Unknown
DMEM (w/ high glucose, w/o L-glutamine, w/ pyruvate, w/ HEPES	MediaTech	15-018-CM
DMEM (w/ high glucose, w/o L-glutamine, w/o pyruvate, w/o HEPES, w/o phenol red	Invitrogen	31053-028
HEPES, 1M	Invitrogen	15630-080
Sodium Pyruvate, 100 mM	Invitrogen	11360-070
Fetal Bovine Serum, "FBS"	Hyclone	SH30088.03
Pen-Strep-Glut., "PSG"	Invitrogen	10378-016
HygromycinB	Calbiochem	400052
Dulbecco's PBS (sterile)	MediaTech	21-030-CM
Trypsin-EDTA (0.25%)	Invitrogen	25200-056

Steady-Glo Luciferase Assay System	Promega	E2550
Labware	Source	Catalog No.
Flasks (poly-D-Lysine coated, 150 cm ² , vented cap)	BD Biosciences	356538
Plates (poly-D-Lysine coated, 384-well, white/clear, sterile TCT)	Greiner (through VWR Scientific)	781944 (82051-354)
White Backing Tape	PerkinElmer	6005199
Cell Strainers (40 um nylon, blue ring, fits 50 mL conical vials)	VWR Scientific	21008-949

5

2. REFERENCE MATERIALS

1. Panomics 293/AP1-Luc stable cell-line product insert.
2. Promega Steady-Glo Luciferase Assay System product insert.

10 3. MEDIA REQUIRED

3. Complete Growth Medium, "CGM"
 - a. DMEM (MediaTech)
 - b. 10% FBS
 - c. 1% PSG
 - 15 d. 100 ug/mL HygromycinB
4. Assay Medium, "AM"
 - a. DMEM (Invitrogen)
 - b. 25 mM HEPES
 - c. 1 mM Sodium Pyruvate
 - 20 d. 1% PSG

4. METHODS

Maintenance:

1. 293/AP1-Luc Maintain 293/Acells per vendor's instructions; harvest cells at ~80% confluence in T150 flasks as follows:

- 5 a. Aspirate media, wash gently with ~12 mL sterile D-PBS, aspirate.
b. Add 5 mL Trypsin-EDTA, tilt gently to coat flask, and incubate ~5 min. at 37°C.
c. Do not tap flask; add 5 mL CGM, wash flask 4X with cell suspension, transfer to 50 mL conical vial, centrifuge 5 min. at 1200 rpm.
- 10 d. Aspirate media from cell pellet, add 20 to 30 mL CGM, resuspend pellet by pipeting 6X, pass through cell strainer to disperse clumps (if necessary), and count cells with hemocytometer.

Assay Day 1:

2. Harvest cells as above, except resuspend cell pellet.

15

Count cells and dilute to 1.5×10^5 cells per mL; add adenovirus such that there are 5 infectious forming units per cell.

3. Prime (20 to 30 mL) and plate cells in Greiner poly-D-Lysine coated 384-well plates at 1.2×10^4 cells per well using BioTek uFill (80 uL per well).
- 20 4. Immediately dose plates with 0.4 uL of compound dose series (in 100% DMSO) incubate 24 hours in humidified incubator (37°C, 5% CO₂).

Assay Day 2:

5. Process plates (per manufacturer's instructions) as follows:
- a. Set plates in laminar flow hood & uncover for 30 minutes at room
25 temperature to cool.
- b. Remove 60 uL of AM from assay wells
- c. Add 20 uL per well Steady-Glo Firefly substrate, let sit for 10-20 minutes at room temperature
- d. Cover bottom of assay plates with white backing tape.
- 30 e. Acquire data on a fluorescence plate reader

The 100% inhibition positive control wells were generated by infecting cells with an adenovirus expressing catalytically inactive ASK1 mutant with lysine to arginine mutation at residue 709.

35

5 Result

Example #	Compound name	ASK1 EC50 (nM)
1	4-(4-cyclopropyl-1H-imidazol-1-yl)-N-(2-(4-cyclopropyl-4H-1,2,4-triazol-3-yl)thiazol-4-yl)-5-morpholinopicolinamide	13.15
2	4-(4-cyclopropyl-1H-imidazol-1-yl)-N-(2-(4-cyclopropyl-4H-1,2,4-triazol-3-yl)thiazol-4-yl)-5-(3-hydroxy-3-methylazetidin-1-yl)picolinamide	11.17
3	(S)-4-(4-cyclopropyl-1H-imidazol-1-yl)-5-morpholino-N-(2-(4-(1,1,1-trifluoropropan-2-yl)-4H-1,2,4-triazol-3-yl)thiazol-4-yl)picolinamide	6.74
4	(S)-4-(4-cyclopropyl-1H-imidazol-1-yl)-5-(3-hydroxy-3-methylazetidin-1-yl)-N-(2-(4-(1,1,1-trifluoropropan-2-yl)-4H-1,2,4-triazol-3-yl)thiazol-4-yl)picolinamide	5.21
5	(S)-4-(4-cyclopropyl-1H-imidazol-1-yl)-5-(dimethylamino)-N-(2-(4-(1,1,1-trifluoropropan-2-yl)-4H-1,2,4-triazol-3-yl)thiazol-4-yl)picolinamide	7.12

The above data suggests that compounds of formula (I), particularly compounds tested exhibit potent in-vitro efficacy.

10 **Human whole blood CXCL1 assay****Reagents**

Human blood collected in sodium heparin glass vacutainer tubes (BD Biosciences #366480) was obtained from Stanford Blood Center (Palo Alto, Ca). Red blood cell Ammonium-Chloride-Potassium (ACK) lysis buffer was obtained from Invitrogen (A10492-01). Phosphate buffered saline (PBS, 21-031-CV) and RPMI640 media (10-040-CV) were purchased from Cellgro. 50 ml conical tubes were from BD Biosciences (352070). Multiscreen Filter plates (MSBVS1210) used along with

5 vacuum manifold for 96-well plate (MAVM0960R) were purchased from EMD Millipore Inc. Transfer pipettes (13-711-20) and hemocytometer (0267110) were purchased from Thermo Fisher Scientific. An Allegra X15R from Beckmann Coulter was used for all the centrifugation steps in the isolation of PBMCs.

ASK1 inhibitors and Auranofin (Enzo Life Sciences Inc. BML-EI206-0100)
10 were dissolved in dimethyl sulfoxide (DMSO, Sigma Aldrich cat#472301) at a concentration of 10 mM and 100 mM, respectively. Aliquots were stored frozen at -20°C until the time of use and not reused or refrozen. Serial dilutions of ASK1 inhibitors were performed in saline (pH 4.5-7, Hospira Inc, RL-2099). Cell Extraction buffer (FNN0011) and Halt protease/phosphatase inhibitor cocktail (78442) were
15 purchased from Life Technologies, Inc. and ThermoFisher Scientific Inc., respectively. A Boekel scientific Rocker II was used to agitate the plates between treatments. CXCL1 protein was quantified with an ELISA assay from Millipore.

Compound treatment and auranofin stimulation

A 10 mM ASK1 inhibitor DMSO stock was diluted in saline to create a 100 µM
20 (10x) working solution. This was subjected to an eight point, three-fold serial dilution series in saline, with each concentration at 10x the final intended concentration. 10 µL of each 10x working stock was added to eight wells of a 96 plate containing 90 µL of whole blood, creating a dose range of 10 µM to 1.5 nM (assay plate configuration shown in Figure 1) with eight replicates per concentration. The samples were
25 incubated for one hour in a 37°C and 5% CO₂ incubator. A 100 mM Auranofin stock was diluted to 100 µM in RPMI media and 5 µL was added to each well of the assay plate to make a final concentration of approximately 5 µM. In control samples that were not treated with Ask1 inhibitor or Auranofin, DMSO/saline were added at equivalent amounts as the wells incubated with the highest concentration of test
30 compound (0.1% final concentration of DMSO). The samples were incubated in a 37°C/5% CO₂ incubator for 24 hours with gentle agitation. At the end of the incubation period, 100 µL of RPMI 1640 media was added to each well, and the plates were gently mixed and then centrifuged at 1000xg for 10 min at 4°C to pellet the cells. 50 µL of the resulting supernatant from each well was transferred to a new 96 well assay plate and
35 the amount of CXCL1 was quantified by a Procarta immunoassay following the

- 5 manufacturer's instructions. Each compound was tested in blood from at least two independent donors.

Figure 1. Final assay plate configuration

Test											
Compound μM	0	0	0.0045	0.014	0.041	0.12	0.37	1.1	3.3	10	
Auranofin μM	0	5	5	5	5	5	5	5	5	5	
Replicate 1											
Replicate 2											
Replicate 3											
Replicate 4											
Replicate 5											
Replicate 6											
Replicate 7											
Replicate 8											

Data Analysis

- 10 Data was analyzed using GraphPad Prism 5 software (GraphPad Software Inc., La Jolla, CA, USA) using nonlinear regression curve fitting with variable slope to determine the EC_{50} values. The average EC_{50} from at least two independent donors is reported.

Results:

15

Example No.	Compound Name	WB EC_{50} nM (n = 4)
1	4-(4-cyclopropyl-1H-imidazol-1-yl)-N-(2-(4-cyclopropyl-4H-1,2,4-triazol-3-yl)thiazol-4-yl)-5-morpholinopicolinamide	243
3	(S)-4-(4-cyclopropyl-1H-imidazol-1-yl)-5-morpholino-N-(2-(4-(1,1,1-trifluoropropan-2-yl)-4H-1,2,4-triazol-3-yl)thiazol-4-yl)picolinamide	202

5

The data suggests that compounds of formula (I) are potent in vivo inhibitors of ASK1. The activities of Compounds 6-17 were examined using the assay measures the phosphorylation level of a biotinylated peptide substrate by the ASK1 kinase using the same competitive TR-FRET immunoassay based on HTRF® KinEASE™-STK manual from Cisbio (6.1) as described above. The tested compounds inhibited ASK1 as shown below.

Example #	Compound name	ASK1 IC ₅₀ (nM)
6	5-(azetidin-1-yl)-4-(4-cyclopropylimidazol-1-yl)-N-[2-(4-cyclopropyl-1,2,4-triazol-3-yl)-1,3-thiazol-4-yl]pyridine-2-carboxamide	2.4
7	(S)-5-(azetidin-1-yl)-4-(4-cyclopropyl-1H-imidazol-1-yl)-N-(2-(4-(1,1,1-trifluoropropan-2-yl)-4H-1,2,4-triazol-3-yl)thiazol-4-yl)picolinamide	1.7
8	(S)-4-(4-cyclopropyl-1H-imidazol-1-yl)-5-(pyrrolidin-1-yl)-N-(2-(4-(1,1,1-trifluoropropan-2-yl)-4H-1,2,4-triazol-3-yl)thiazol-4-yl)picolinamide	2.2
9	4-(4-cyclopropylimidazol-1-yl)-N-[2-(4-cyclopropyl-1,2,4-triazol-3-yl)-1,3-thiazol-4-yl]-5-pyrrolidin-1-ylpyridine-2-carboxamide	1.9
10	4-(4-cyclopropylimidazol-1-yl)-N-[2-(4-cyclopropyl-1,2,4-triazol-3-yl)-1,3-thiazol-4-yl]-5-(3-hydroxypyrrolidin-1-yl)pyridine-2-carboxamide	3
11	4-(4-cyclopropylimidazol-1-yl)-5-(3-hydroxypyrrolidin-1-yl)-N-[2-[4-(1,1,1-trifluoropropan-2-yl)-1,2,4-triazol-3-yl]-1,3-thiazol-4-yl]pyridine-2-carboxamide	2.2
12	4-(4-cyclopropylimidazol-1-yl)-N-[2-(4-cyclopropyl-1,2,4-triazol-3-yl)-1,3-thiazol-4-yl]-5-piperidin-1-ylpyridine-2-carboxamide	2

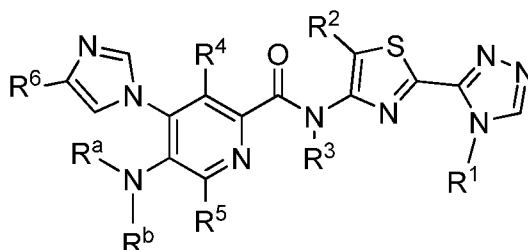
13	(S)-4-(4-cyclopropyl-1H-imidazol-1-yl)-5-(piperidin-1-yl)-N-(2-(4-(1,1,1-trifluoropropan-2-yl)-4H-1,2,4-triazol-3-yl)thiazol-4-yl)picolinamide	0.7
14	4-(4-cyclopropylimidazol-1-yl)-5-(4-hydroxy-4-methylpiperidin-1-yl)-N-[2-[4-(1,1,1-trifluoropropan-2-yl)-1,2,4-triazol-3-yl]-1,3-thiazol-4-yl]pyridine-2-carboxamide	1.8
15	4-(4-cyclopropylimidazol-1-yl)-N-[2-(4-cyclopropyl-1,2,4-triazol-3-yl)-1,3-thiazol-4-yl]-5-(4-hydroxy-4-methylpiperidin-1-yl)pyridine-2-carboxamide	2.5
16	(S)-4-(4-cyclopropyl-1H-imidazol-1-yl)-5-(4-methylpiperazin-1-yl)-N-(2-(4-(1,1,1-trifluoropropan-2-yl)-4H-1,2,4-triazol-3-yl)thiazol-4-yl)picolinamide	2.1
17	4-(4-cyclopropylimidazol-1-yl)-N-[2-(4-cyclopropyl-1,2,4-triazol-3-yl)-1,3-thiazol-4-yl]-5-(4-methylpiperazin-1-yl)pyridine-2-carboxamide	3.1

5

The data demonstrates that tested compounds of formula (I) are potent inhibitors of the ASK-1 receptor.

What is claimed is:

1. A compound of Formula (I):



(I)

wherein:

R^1 is C_1 - C_3 alkyl or C_3 - C_6 cycloalkyl, wherein the alkyl or cycloalkyl is optionally substituted with one to three halogen atoms;

R^2 is hydrogen or C_1 - C_6 alkyl wherein the alkyl is optionally substituted with halo.

R^3 is hydrogen or C_1 - C_3 alkyl;

R^4 is hydrogen or C_1 - C_3 alkyl;

R^5 is hydrogen, C_1 - C_3 alkyl, OR^a or $-NHR^a$;

R^6 is hydrogen, C_1 - C_3 alkyl, C_1 - C_3 haloalkyl, or C_3 - C_6 cycloalkyl wherein the cycloalkyl is optionally substituted with C_1 - C_3 alkyl, C_1 - C_3 haloalkyl, or 1 or 2 halogen atoms;

R^a and R^b are independently hydrogen, C_1 - C_3 alkyl or R^a and R^b combine with the nitrogen atom to which they are attached to form a four to six member heterocyclic ring optionally containing an oxygen or a nitrogen atom in the ring;
or a pharmaceutically acceptable salt or stereoisomer thereof.

2. The compound according to Claim 1 wherein:

R^1 is C_1 - C_3 alkyl or C_3 - C_6 cycloalkyl, wherein the alkyl or cycloalkyl is optionally substituted with one to three halogen atoms;

R^2 is hydrogen;

R^3 is hydrogen;

R^4 and R^5 are both hydrogen;

R^6 is C_1 - C_3 alkyl, or C_3 - C_6 cycloalkyl;

R^a and R^b are independently hydrogen or C_1 - C_3 alkyl; or R^a and R^b combine with the nitrogen atom to which they are attached to form a four to six member heterocyclic group optionally containing an oxygen atom in the ring; wherein the heterocyclic group is further optionally substituted with one or two groups independently selected from C_1 - C_3 alkyl and hydroxyl;

or a pharmaceutically acceptable salt or stereoisomer thereof.

3. The compound according to Claim 1 wherein:

R^1 is C_1 - C_3 alkyl or cyclopropyl, wherein the alkyl group is substituted with three fluoro atoms;

R^2 is hydrogen;

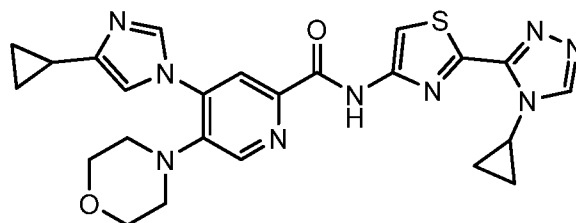
R^3 is hydrogen;

R^4 and R^5 are both hydrogen;

R^6 is cyclopropyl;

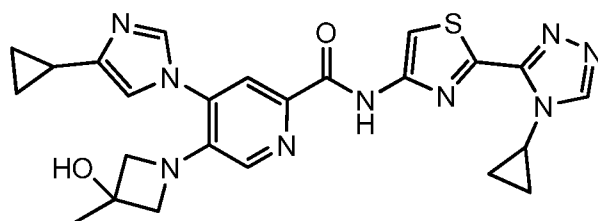
R^a and R^b are both C_1 - C_3 alkyl or R^a and R^b combined with the nitrogen atom to which they are attached to form a four to six member heterocyclic group optionally containing an oxygen atom in the ring; wherein the heterocyclic group is further optionally substituted with one or two groups selected from C_1 - C_3 alkyl and hydroxyl; or a pharmaceutically acceptable salt or stereoisomer thereof.

4. The compound selected from the group consisting of:



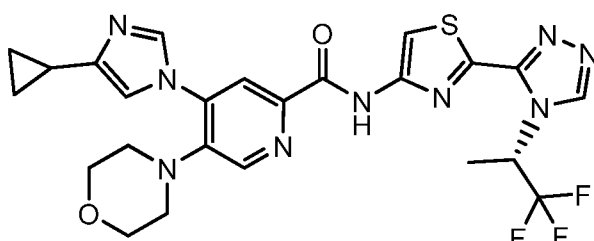
, namely

4-(4-cyclopropyl-1H-imidazol-1-yl)-N-(2-(4-cyclopropyl-4H-1,2,4-triazol-3-yl)thiazol-4-yl)-5-morpholinopicolinamide;



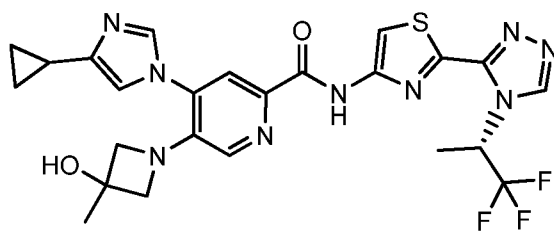
, namely

4-(4-cyclopropyl-1H-imidazol-1-yl)-N-(2-(4-cyclopropyl-4H-1,2,4-triazol-3-yl)thiazol-4-yl)-5-(3-hydroxy-3-methylazetidin-1-yl)picolinamide;



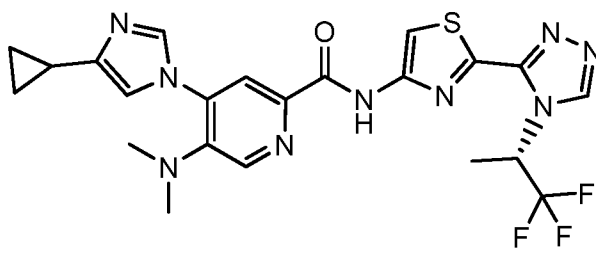
, namely

(S)-4-(4-cyclopropyl-1H-imidazol-1-yl)-5-morpholino-N-(2-(4-(1,1,1-trifluoropropan-2-yl)-4H-1,2,4-triazol-3-yl)thiazol-4-yl)picolinamide;



, namely

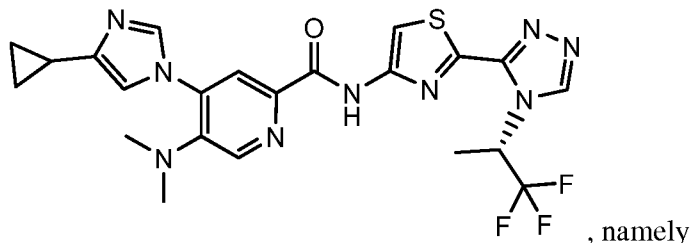
(S)-4-(4-cyclopropyl-1H-imidazol-1-yl)-5-(3-hydroxy-3-methylazetidin-1-yl)-N-(2-(4-(1,1,1-trifluoropropan-2-yl)-4H-1,2,4-triazol-3-yl)thiazol-4-yl)picolinamide; and



, namely

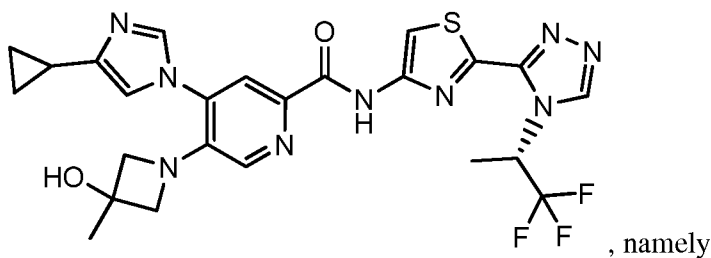
(S)-4-(4-cyclopropyl-1H-imidazol-1-yl)-5-(dimethylamino)-N-(2-(4-(1,1,1-trifluoropropan-2-yl)-4H-1,2,4-triazol-3-yl)thiazol-4-yl)picolinamide; or a pharmaceutically acceptable salt or enantiomer thereof.

5. The compound of Claim 4, wherein the compound is



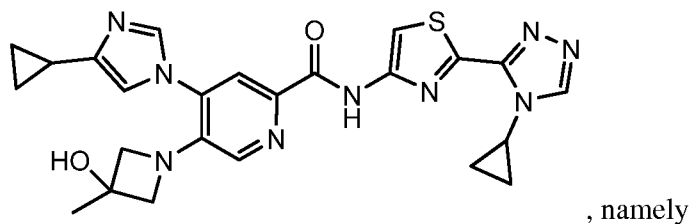
(S)-4-(4-cyclopropyl-1H-imidazol-1-yl)-5-(dimethylamino)-N-(2-(4-(1,1,1-trifluoropropan-2-yl)-4H-1,2,4-triazol-3-yl)thiazol-4-yl)picolinamide or a pharmaceutically acceptable salt or enantiomer thereof.

6. The compound of Claim 4, wherein the compound is



(S)-4-(4-cyclopropyl-1H-imidazol-1-yl)-5-(3-hydroxy-3-methylazetidin-1-yl)-N-(2-(4-(1,1,1-trifluoropropan-2-yl)-4H-1,2,4-triazol-3-yl)thiazol-4-yl)picolinamide or a pharmaceutically acceptable salt or enantiomer thereof.

7. The compound of Claim 4, wherein the compound is



4-(4-cyclopropyl-1H-imidazol-1-yl)-N-(2-(4-cyclopropyl-4H-1,2,4-triazol-3-yl)thiazol-4-yl)-5-(3-hydroxy-3-methylazetidin-1-yl)picolinamide or a pharmaceutically acceptable salt or enantiomer thereof.

8. A pharmaceutical composition comprising a compound according to Claims 1-7 and 14-16 and at least one pharmaceutically acceptable excipient.

9. A method of treating a disease in a human patient such as autoimmune disorders, inflammatory diseases, cardiovascular diseases (including diabetes, diabetic nephropathy, and other complications of diabetes), cardio-renal diseases, including kidney disease, fibrotic diseases, respiratory diseases (including COPD, idiopathic pulmonary fibrosis (IPF), and acute lung injury), acute and chronic liver diseases, and neurodegenerative diseases comprising administering a therapeutic amount of a compound according to Claims 1-7 and 14-16.

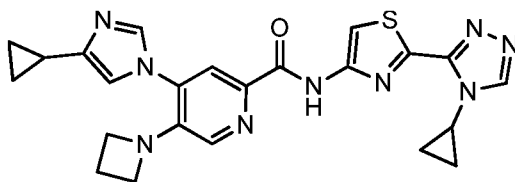
10. A method of treating chronic kidney disease comprising administering a therapeutically effect amount of a compound according to Claims 1-7 and 14-16.

11. A method of treating lung fibrosis or kidney fibrosis comprising administering a therapeutically effect amount of a compound according to Claims 1-7 and 14-16 to patient in need thereof.

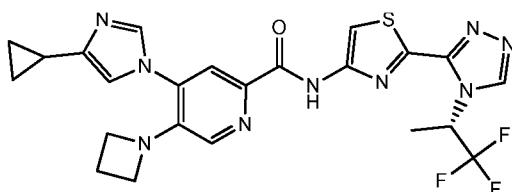
12. A compound according to Claims 1-7 and 14-16 for use in therapy.

13. Use of a compound according to Claims 1-7 and 14-16 for the manufacture of a medicament for treating autoimmune disorders, inflammatory diseases, cardiovascular diseases (including diabetes, diabetic nephropathy, and other complications of diabetes), cardio-renal diseases, including kidney disease, fibrotic diseases, respiratory diseases (including COPD, idiopathic pulmonary fibrosis (IPF), and acute lung injury), acute and chronic liver diseases, and neurodegenerative diseases.

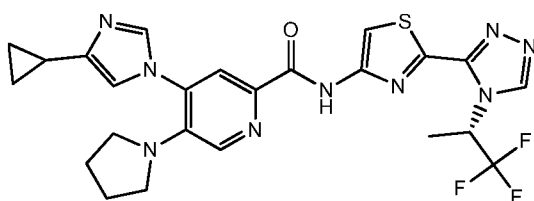
14. The compound according to Claim 1, wherein
R¹ is C₁-C₃ alkyl or cyclopropyl, wherein alkyl or cyclopropyl is optionally substituted with one to three fluoro atoms;
R² is hydrogen;
R³ is hydrogen;
R⁴ and R⁵ are both hydrogen;
R⁶ is C₁-C₃ alkyl, C₁-C₃ haloalkyl, or cyclopropyl, wherein cyclopropyl is substituted with one to two fluoro atoms;
R^a and R^b are combined with the nitrogen atom to which they are attached to form a heterocyclic group selected from the group consisting of azetidiny, pyrrolidiny, piperidiny, piperaziny, morpholiny; wherein the heterocyclic group is further optionally substituted with one or two groups selected from C₁-C₃ alkyl and hydroxyl; or a pharmaceutically acceptable salt or stereoisomer thereof.
15. The compound according to Claim 1, wherein
R¹ is methyl, ethyl, propyl, fluoromethyl, difluoromethyl, trifluoromethyl, fluoroethyl, difluoroethyl, trifluoroethyl, fluoropropyl, difluoropropyl, trifluoropropyl, fluorocyclopropyl, difluorocyclopropyl, or cyclopropyl;
R² is hydrogen;
R³ is hydrogen;
R⁴ and R⁵ are both hydrogen;
R⁶ is methyl, ethyl, propyl, fluoromethyl, difluoromethyl, trifluoromethyl, fluoroethyl, difluoroethyl, trifluoroethyl, fluoropropyl, difluoropropyl, trifluoropropyl, fluorocyclopropyl, difluorocyclopropyl, or cyclopropyl;
R^a and R^b are combined with the nitrogen atom to which they are attached to form a heterocyclic group selected from the group consisting of azetidiny, pyrrolidiny, piperidiny, piperaziny, morpholiny; wherein the heterocyclic group is further optionally substituted with one or two groups selected from methyl, ethyl, propyl, and hydroxyl; or a pharmaceutically acceptable salt or stereoisomer thereof.
16. A compound selected from the group consisting of:



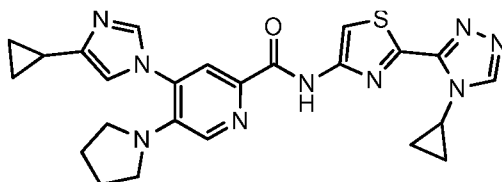
5-(azetidin-1-yl)-4-(4-cyclopropylimidazol-1-yl)-N-[2-(4-cyclopropyl-1,2,4-triazol-3-yl)-1,3-thiazol-4-yl]pyridine-2-carboxamide;



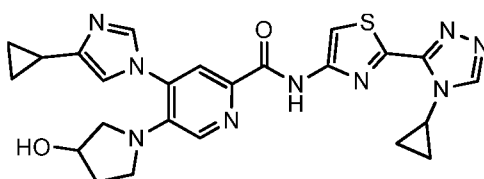
(S)-5-(azetidin-1-yl)-4-(4-cyclopropyl-1H-imidazol-1-yl)-N-(2-(4-(1,1,1-trifluoropropan-2-yl)-4H-1,2,4-triazol-3-yl)thiazol-4-yl)picolinamide;



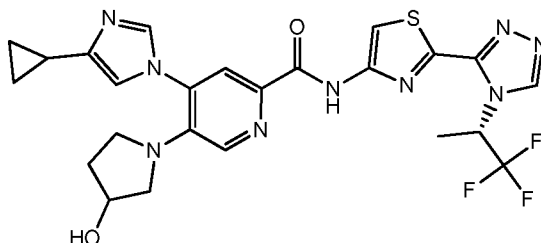
(S)-4-(4-cyclopropyl-1H-imidazol-1-yl)-5-(pyrrolidin-1-yl)-N-(2-(4-(1,1,1-trifluoropropan-2-yl)-4H-1,2,4-triazol-3-yl)thiazol-4-yl)picolinamide;



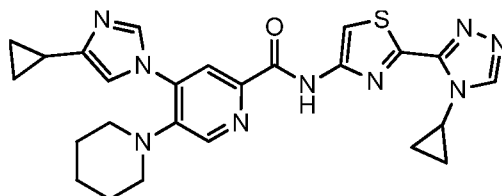
4-(4-cyclopropylimidazol-1-yl)-N-[2-(4-cyclopropyl-1,2,4-triazol-3-yl)-1,3-thiazol-4-yl]-5-pyrrolidin-1-ylpyridine-2-carboxamide;



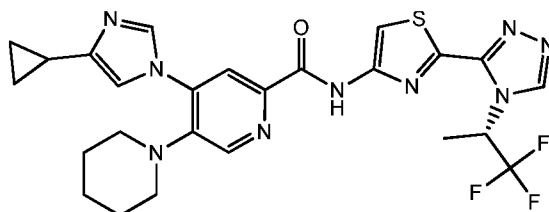
4-(4-cyclopropylimidazol-1-yl)-N-[2-(4-cyclopropyl-1,2,4-triazol-3-yl)-1,3-thiazol-4-yl]-5-(3-hydroxypyrrolidin-1-yl)pyridine-2-carboxamide;



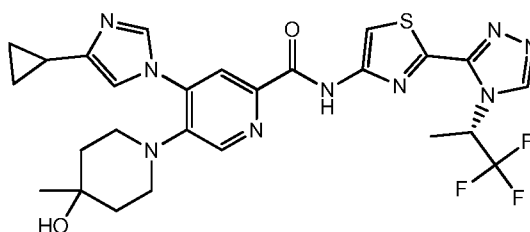
4-(4-cyclopropyl-1H-imidazol-1-yl)-5-(3-hydroxypyrrolidin-1-yl)-N-(2-(4-((S)-1,1,1-trifluoropropan-2-yl)-4H-1,2,4-triazol-3-yl)thiazol-4-yl)picolinamide;



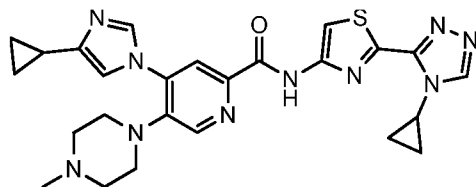
4-(4-cyclopropylimidazol-1-yl)-N-[2-(4-cyclopropyl-1,2,4-triazol-3-yl)-1,3-thiazol-4-yl]-5-piperidin-1-ylpyridine-2-carboxamide;



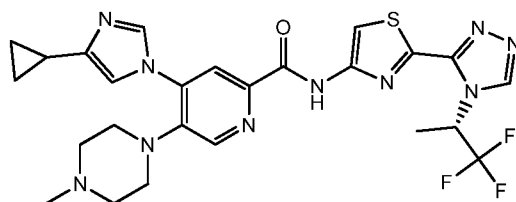
(S)-4-(4-cyclopropyl-1H-imidazol-1-yl)-5-(piperidin-1-yl)-N-(2-(4-(1,1,1-trifluoropropan-2-yl)-4H-1,2,4-triazol-3-yl)thiazol-4-yl)picolinamide;



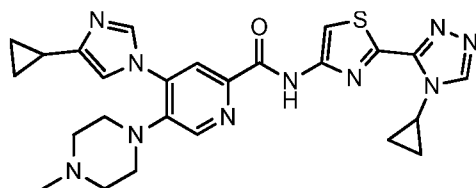
(S)-4-(4-cyclopropyl-1H-imidazol-1-yl)-5-(4-hydroxy-4-methylpiperidin-1-yl)-N-(2-(4-(1,1,1-trifluoropropan-2-yl)-4H-1,2,4-triazol-3-yl)thiazol-4-yl)picolinamide;



4-(4-cyclopropylimidazol-1-yl)-N-[2-(4-cyclopropyl-1,2,4-triazol-3-yl)-1,3-thiazol-4-yl]-5-(4-hydroxy-4-methylpiperidin-1-yl)pyridine-2-carboxamide;



(S)-4-(4-cyclopropyl-1H-imidazol-1-yl)-5-(4-methylpiperazin-1-yl)-N-(2-(4-(1,1,1-trifluoropropan-2-yl)-4H-1,2,4-triazol-3-yl)thiazol-4-yl)picolinamide; and



4-(4-cyclopropylimidazol-1-yl)-N-[2-(4-cyclopropyl-1,2,4-triazol-3-yl)-1,3-thiazol-4-yl]-5-(4-methylpiperazin-1-yl)pyridine-2-carboxamide;

or a pharmaceutically acceptable salt or stereoisomer thereof.

INTERNATIONAL SEARCH REPORT

International application No PCT/US2013/076811

A. CLASSIFICATION OF SUBJECT MATTER INV. C07D417/14 A61K31/4439 A61P29/00 A61P25/00 ADD.				
According to International Patent Classification (IPC) or to both national classification and IPC				
B. FIELDS SEARCHED				
Minimum documentation searched (classification system followed by classification symbols) C07D A61K A61P				
Documentation searched other than minimum documentation to the extent that such documents are included in the fields searched				
Electronic data base consulted during the international search (name of data base and, where practicable, search terms used) EPO-Internal				
C. DOCUMENTS CONSIDERED TO BE RELEVANT				
Category*	Citation of document, with indication, where appropriate, of the relevant passages	Relevant to claim No.		
A	WO 2012/003387 A1 (GILEAD SCIENCES INC [US]; CORKEY BRITTON [US]; NOTTE GREGORY [US]; ZAB) 5 January 2012 (2012-01-05) examples claims -----	1-16		
A	US 2011/009410 A1 (CORKEY BRITTON [US] ET AL) 13 January 2011 (2011-01-13) examples claims -----	1-16		
<input type="checkbox"/> Further documents are listed in the continuation of Box C. <input checked="" type="checkbox"/> See patent family annex.				
* Special categories of cited documents : <table style="width: 100%; border: none;"> <tr> <td style="width: 50%; border: none; vertical-align: top;"> "A" document defining the general state of the art which is not considered to be of particular relevance "E" earlier application or patent but published on or after the international filing date "L" document which may throw doubts on priority claim(s) or which is cited to establish the publication date of another citation or other special reason (as specified) "O" document referring to an oral disclosure, use, exhibition or other means "P" document published prior to the international filing date but later than the priority date claimed </td> <td style="width: 50%; border: none; vertical-align: top;"> "T" later document published after the international filing date or priority date and not in conflict with the application but cited to understand the principle or theory underlying the invention "X" document of particular relevance; the claimed invention cannot be considered novel or cannot be considered to involve an inventive step when the document is taken alone "Y" document of particular relevance; the claimed invention cannot be considered to involve an inventive step when the document is combined with one or more other such documents, such combination being obvious to a person skilled in the art "&" document member of the same patent family </td> </tr> </table>			"A" document defining the general state of the art which is not considered to be of particular relevance "E" earlier application or patent but published on or after the international filing date "L" document which may throw doubts on priority claim(s) or which is cited to establish the publication date of another citation or other special reason (as specified) "O" document referring to an oral disclosure, use, exhibition or other means "P" document published prior to the international filing date but later than the priority date claimed	"T" later document published after the international filing date or priority date and not in conflict with the application but cited to understand the principle or theory underlying the invention "X" document of particular relevance; the claimed invention cannot be considered novel or cannot be considered to involve an inventive step when the document is taken alone "Y" document of particular relevance; the claimed invention cannot be considered to involve an inventive step when the document is combined with one or more other such documents, such combination being obvious to a person skilled in the art "&" document member of the same patent family
"A" document defining the general state of the art which is not considered to be of particular relevance "E" earlier application or patent but published on or after the international filing date "L" document which may throw doubts on priority claim(s) or which is cited to establish the publication date of another citation or other special reason (as specified) "O" document referring to an oral disclosure, use, exhibition or other means "P" document published prior to the international filing date but later than the priority date claimed	"T" later document published after the international filing date or priority date and not in conflict with the application but cited to understand the principle or theory underlying the invention "X" document of particular relevance; the claimed invention cannot be considered novel or cannot be considered to involve an inventive step when the document is taken alone "Y" document of particular relevance; the claimed invention cannot be considered to involve an inventive step when the document is combined with one or more other such documents, such combination being obvious to a person skilled in the art "&" document member of the same patent family			
Date of the actual completion of the international search 10 February 2014	Date of mailing of the international search report 21/02/2014			
Name and mailing address of the ISA/ European Patent Office, P.B. 5818 Patentlaan 2 NL - 2280 HV Rijswijk Tel. (+31-70) 340-2040, Fax: (+31-70) 340-3016	Authorized officer Stix-Malaun, Elke			

INTERNATIONAL SEARCH REPORT

Information on patent family members

International application No PCT/US2013/076811

Patent document cited in search report	Publication date	Patent family member(s)	Publication date	
WO 2012003387	A1	05-01-2012	AU 2011272782 A1	10-01-2013
			CA 2802743 A1	05-01-2012
			CN 102985418 A	20-03-2013
			EA 201291273 A1	28-06-2013
			EP 2588475 A1	08-05-2013
			JP 2013530240 A	25-07-2013
			KR 20130129890 A	29-11-2013
			US 2012004267 A1	05-01-2012
			US 2013203819 A1	08-08-2013
			WO 2012003387 A1	05-01-2012

US 2011009410	A1	13-01-2011	AR 077564 A1	07-09-2011
			AU 2010273597 A1	02-02-2012
			CA 2767894 A1	20-01-2011
			CN 102482257 A	30-05-2012
			EP 2454250 A1	23-05-2012
			JP 2012532931 A	20-12-2012
			KR 20120034735 A	12-04-2012
			TW 201113271 A	16-04-2011
			US 2011009410 A1	13-01-2011
			US 2013012521 A1	10-01-2013
			US 2013035339 A1	07-02-2013
			US 2014018370 A1	16-01-2014
			UY 32786 A	28-02-2011
			WO 2011008709 A1	20-01-2011
