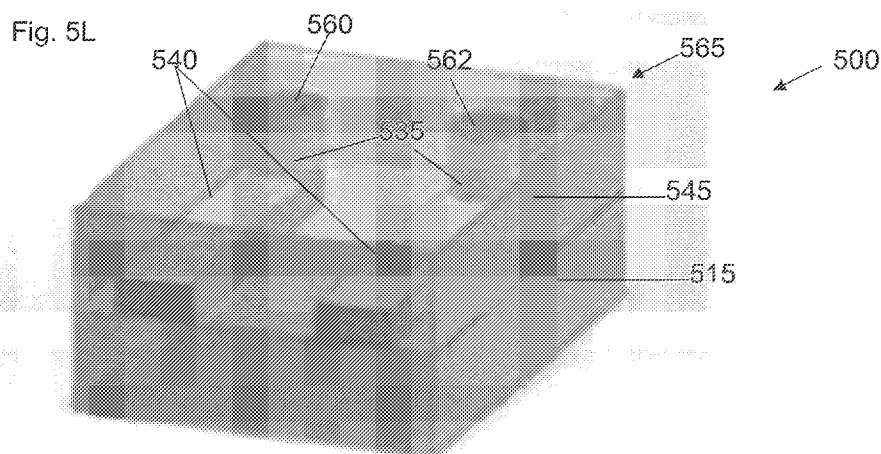




- (51) **International Patent Classification:**
C09D 181/02 (2006.01)
- (21) **International Application Number:**
PCT/US2019/060303
- (22) **International Filing Date:**
07 November 2019 (07.11.2019)
- (25) **Filing Language:** English
- (26) **Publication Language:** English
- (30) **Priority Data:**
62/760,582 13 November 2018 (13.11.2018) US
16/677,243 07 November 2019 (07.11.2019) US
- (71) **Applicant: BOARD OF REGENTS, THE UNIVERSITY OF TEXAS SYSTEM** [US/US]; 210 West 7th Street, Austin, Texas 78701 (US).
- (72) **Inventors: VOIT, Walter;** 210 West 7th Street, Austin, Texas 78701 (US). **ECKER, Melanie;** 210 West 7th Street, Austin, Texas 78701 (US). **HOSSEINI, Seyed Mahmoud;** 210 West 7th Street, Austin, Texas 78701 (US).
- (74) **Agent: CORBETT, Ronald J.** et al.; Parker Justiss, P.C., 14241 Dallas Parkway, Suite 620, Dallas, Texas 75254 (US).
- (81) **Designated States** (unless otherwise indicated, for every kind of national protection available): AE, AG, AL, AM, AO, AT, AU, AZ, BA, BB, BG, BH, BN, BR, BW, BY, BZ, CA, CH, CL, CN, CO, CR, CU, CZ, DE, DJ, DK, DM, DO, DZ, EC, EE, EG, ES, FI, GB, GD, GE, GH, GM, GT, HN, HR, HU, ID, IL, IN, IR, IS, JO, JP, KE, KG, KH, KN, KP, KR, KW, KZ, LA, LC, LK, LR, LS, LU, LY, MA, MD, ME, MG, MK, MN, MW, MX, MY, MZ, NA, NG, NI, NO, NZ, OM, PA, PE, PG, PH, PL, PT, QA, RO, RS, RU, RW, SA, SC, SD, SE, SG, SK, SL, SM, ST, SV, SY, TH, TJ, TM, TN, TR, TT, TZ, UA, UG, US, UZ, VC, VN, ZA, ZM, ZW.
- (84) **Designated States** (unless otherwise indicated, for every kind of regional protection available): ARIPO (BW, GH, GM, KE, LR, LS, MW, MZ, NA, RW, SD, SL, ST, SZ, TZ, UG, ZM, ZW), Eurasian (AM, AZ, BY, KG, KZ, RU, TJ, TM), European (AL, AT, BE, BG, CH, CY, CZ, DE, DK, EE, ES, FI, FR, GB, GR, HR, HU, IE, IS, IT, LT, LU, LV, MC, MK, MT, NL, NO, PL, PT, RO, RS, SE, SI, SK, SM,

(54) **Title:** HYDROLYTICALLY STABLE POLYMERS, METHOD OF SYNTHESIS THEREOF AND USE IN BIO-ELECTRONIC DEVICES



(57) **Abstract:** A thiol-ene shape memory polymer including a sequential chain of a first type of monomer covalently bonded to a second type of monomer via thiol-ene linkages that form a backbone of the polymer. The first type of monomer includes two or more thiol functional groups and the second type of monomer includes two or more alkene functional groups. The sequential chain of the covalently bonded first and second types of monomers forming the polymer backbone is free of ester groups. Also disclosed in a method of synthesizing the thiol-ene shape memory polymer, a bio-electronic device including a substrate layer composed of the thiol-ene shape memory polymer, and a method of manufacturing the bio-electronic device.



TR), OAPI (BF, BJ, CF, CG, CI, CM, GA, GN, GQ, GW,
KM, ML, MR, NE, SN, TD, TG).

Published:

- *without international search report and to be republished
upon receipt of that report (Rule 48.2(g))*

HYDROLYTICALLY STABLE POLYMERS, METHOD OF SYNTHESIS THEREOF AND USE IN BIO-ELECTRONIC DEVICES

CROSS-REFERENCE TO RELATED APPLICATION

[0001] This application claims the benefit of U.S. Application Serial No. 16/677,243 filed by Walter Voit, *et al.* on November 7, 2019, entitled “HYDROLYTICALLY STABLE POLYMERS, METHOD OF SYNTHESIS THEREOF AND USE IN BIO-ELECTRONIC DEVICES,” and U.S. Application Serial No. 62/760,582, filed by Walter Voit, *et al.* on November 13, 2018, entitled “HYDROLYTICALLY STABLE POLYMERS, METHOD OF SYNTHESIS THEREOF AND USE IN BIO-ELECTRONIC DEVICES,” commonly assigned with this application and incorporated herein by reference in its entirety.

TECHNICAL FIELD

[0002] This application is directed, in general, to hydrolytically stable shape memory polymers, and more specifically, thiol-ene shape memory polymers with ester-free backbones, methods of synthesis thereof, and, the inclusion of such polymers in bio-electronic devices

BACKGROUND

[0003] The use of chronically implanted bio-electronic devices can sometimes be hampered by a failure over time in the device's ability to record and/or stimulate neural signals. Various reasons suggested for this failure include neuroinflammatory responses, device failure, or chronic damage to surrounding tissue. Some forms of device failure have been attributed to large, orders of magnitude, higher elastic modulus of some device substrates as compared to living tissue.

[0004] There is growing interest in the use of shape memory polymers (SMPs) as materials in bio-electronic devices for neural recording and stimulating electrodes, such as nerve cuffs, spinal cord stimulators, brain probes, and electrode grids. These materials exhibit a thermal induced change in elastic modulus which can give them the ability to undergo softening after insertion in the body, and therefore reduce the mismatch in modulus that usually exists between the device and the tissue and thereby mitigate device failure. However, there is an on-going need for devices containing such polymers to remain mechanically stable for extended periods of implantation.

SUMMARY

[0005] The present disclosure provides in one embodiment, a thiol-ene shape memory polymer including a sequential chain of a first type of monomer covalently bonded to a

second type of monomer via thiol-ene linkages that form a backbone of the polymer. The first type of monomer includes two or more thiol functional groups and the second type of monomer includes two or more alkene functional groups. The sequential chain of the covalently bonded first and second types of monomers forming the polymer backbone is free of ester groups.

[0006] Another embodiment is a method of synthesizing a thiol-ene shape memory polymer. The method includes forming a monomer mixture that includes a first type of monomer and a second type of monomer. The first type of monomer includes two or more thiol functional groups and the second type of monomer includes two or more alkene functional groups. The method also includes adding a photo-initiate-able catalytic agent to the monomer mixture to form a reaction mixture and photo-initiating the photo-initiate-able catalytic agent to form a free radical catalyst to thereby initiate step-growth polymerization of the first types of monomer with the second types of monomers to form a sequential chain of the first types of monomers covalently bonded to the second types of monomers via thiol-ene linkages that form a backbone of the polymer. The sequential chain of the covalently bonded first and second types of monomers forming the polymer backbone is free of ester groups.

[0007] Still another embodiment is a bio-electronic device, the device including a substrate layer composed of the thiol-ene shape memory polymer.

[0008] Yet another embodiment is a method of manufacturing a bio-electronic device. The method includes providing a base layer and depositing the reaction mixture on the base layer. The method also includes photo-initiating the photo-initiate-able catalytic agent to form a free radical catalyst to initiate step-growth polymerization of the first types of monomers with the second types of monomers to form a sequential chain of the first type of monomers covalently bonded to the second type of monomers via thiol-ene linkages that form a backbone of the polymer to thereby form a thiol-ene shape memory polymer substrate layer. The sequential chain of the covalently bonded first and second types of monomers forming the polymer backbone is free of ester groups.

BRIEF DESCRIPTION OF FIGURES

[0009] For a more complete understanding of the present disclosure, reference is now made to the following detailed description taken in conjunction with the accompanying FIGURES, in which:

[0010] FIG. 1A presents example dynamic mechanical analysis data for samples of SMP-A showing changes in the storage modulus (top) and tan delta (bottom) as a function of

temperature with the polymer samples in a dry state (Dry) and after exposure to phosphate buffered saline (PBS).

[0011] FIG. 1B presents example dynamic mechanical analysis data for samples of SMP-B showing changes in the storage modulus (top) and tan delta (bottom) as a function of temperature with the polymer sample in a dry state (Dry) and after softening the polymer in phosphate buffered saline (PBS);

[0012] FIG. 2A presents example mass changes in SMP-A and SMP-B samples after various simulated aging times in PBS at 75° C;

[0013] FIG. 2B presents example thickness changes in SMP-A and SMP-B samples after various simulated aging times in PBS at 75° C;

[0014] FIG. 3A presents example mass changes in SMP-A and SMP-B samples after various simulated aging times in 1.0 M NaOH at 37° C;

[0015] FIG. 3B presents example thickness changes in SMP-A and SMP-B samples after various simulated aging times in 1.0 M NaOH at 37° C;

[0016] FIG. 4A presents an example fluorescent image of NCTC fibroblasts stained with CaAM (green) and EthD-1 (red) in the presence of SMP-A, where green cells represent live cells and red cells represent apoptotic cells. Scale bar represents 100 µm;

[0017] FIG. 4B presents example mean normalized cell viability percentage of SMP-A samples at 50% and 100% concentrations, positive control, and negative control, where the dashed line represents the 70% threshold needed to pass for non-cytotoxic materials;

[0018] FIGs. 5A-5L schematically illustrates steps in an example bio-electronic device fabrication process of the disclosure;

[0019] FIG. 6A presents example cyclic voltammetry (CV) results obtained for an example bio-electronic device of disclosure; and

[0020] FIG. 6B presents example electrochemical impedance (EIS) and phase measurement results obtained for an example bio-electronic device of disclosure.

DETAILED DESCRIPTION

[0021] As part of the present invention we recognized that some current SMP formulations, such as used in implanted bioelectronic devices, often contain ester groups within the main backbone chain of the polymer, and because these ester groups are prone to hydrolytic decomposition under physiological conditions, the time-frame for chronic *in vivo* implantation is more limited than desired.

[0022] Herein we disclose our development of thiol-ene based SMPs with ester-free backbones and demonstrate that such SMPs are more resistant to hydrolytic degradation than

analogous SMPs with ester-containing backbones. The thiol-ene polymers disclosed herein are suitable materials as substrate and/or encapsulation layers of chronically implanted bio-electronic devices which we believe could advantageously remain stable *in vivo* for long periods of time (e.g., several months or years).

[0023] One embodiment of the disclosure is a thiol-ene shape memory polymer. The polymer includes a sequential chain of a first type of monomer covalently bonded to a second type of monomer via thiol-ene linkages that form a backbone of the polymer. The first type of monomer (e.g., each of the first monomer types) includes two or more thiol functional groups and the second type of monomer (e.g., each of the second monomer types) includes two or more alkene functional groups. The sequential chain of the covalently bonded first and second types of monomers forming the polymer backbone is free of ester groups.

[0024] The term "polymer backbone" as used herein refers to the sequential chain of the covalently bonded repeating units of first and second types of the polymer. The longest continuous line which can be hypothetically drawn through the covalent bonds connecting the atoms in the repeating units of the polymer, without doubling back or returning, will in general constitute the "backbone" of the polymer. As would be understood by one skilled in the pertinent art, the polymer backbone does not include terminal functional groups at each end of the backbone or pendant functionalized side chains spaced along the polymer backbone.

[0025] Thus, as further disclosed below, while the sequential chain of repeating monomer units corresponding to the backbone chain of the disclosed thiol-ene SMPs contains no ester groups, some embodiments of the thiol-ene SMPs can have at least some pendant side chains having ester groups while other embodiments of the thiol-ene SMPs have can have pendant side chains that have no ester groups.

[0026] In some embodiments of the thiol-ene SMP, the first and second types of monomers are free of ester groups. That is, neither the polymer backbone nor pendant side chains have any ester groups. For instance, in such embodiments, the first and second types of monomer do not include an acrylate functional group where the acrylate functional group includes a vinyl group directly attached to the carbonyl carbon of an ester group. In some such embodiments, for example, the first type of monomer only has thiol functional groups and the second type of monomer only has alkene functional groups. That is, only thiol functional groups and alkene functional groups of the first and second types of monomers, respectively, are available for participation in the thiol-click polymerization mechanism resulting in the thiol-ene SMP.

[0027] In some embodiments, e.g., to facilitate simplifying the design and tuning of the thermal induced change in elastic modulus of the SMP to a desirable range, the first type of monomer is free of alkene, acrylate, isocyanate or other functional groups that could react with an alkene functional group, and, the second type of monomer is free of thiol acrylate, isocyanate or other functional groups that could react with a thiol functional group.

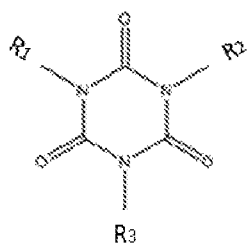
[0028] Non-limiting examples of the first type of monomer having two or more thiol functional groups and no alkene or acrylate functional groups include: 1,3,5-tris(3-mercaptopropyl)-1,3,5-triazinane-2,4,6-trione (TTTSH) and or 1,10-decanedithiol (DDT), 1,2-Ethanedithiol, 1,3-Propanedithiol, 1,4 butanedithiol, 1,5-Pentanedithiol, 1,6-Hexanedithiol, 1,7-Heptanedithiol, 1,8-Octanedithiol, 1,9-Nonanedithiol, 1,11-Undecanedithiol, 1,12-Dodecanedithiol, 1,13-Tridecanedithiol, 1,14-Tetradecanedithiol, 1,15-Pentadecanedithiol, 1,16-Hexadecanedithiol, 2,2'-(Ethylenedioxy)diethanethiol, Tetra(ethylene glycol) dithiol, Hexa(ethylene glycol) dithiol; dithiotricyclodecane, or combinations thereof.

[0029] Non-limiting examples of the second type of monomer having two or more two or more alkene functional groups and no thiol or acrylate functional groups include 1,3,5-triallyl-1,3,5-triazine-2,4,6-trione (TATATO), 2,4,6-Triallyloxy-1,3,5-triazine, 2,4,6-tris(2-allyloxy)ethoxy-1,3,5-triazine (TAET), 1,2,4-Trivinylcyclohexane, Trimethylolpropane triallyl ether, Dicyclopentadiene, Trimethylolpropane diallyl ether, Diallyl ether, or combinations thereof.

[0030] Any embodiments of the thiol-ene SMP include sequential chains of the first type of monomer covalently bonded to the second type of monomer in stoichiometric amount such that the mole fraction of the thiol functional groups of the first monomer is substantially equal to (e.g., within 90% or in some embodiments within 99%) the mole fraction of the alkene and/or acrylate functional groups of the second monomer. As an example, for some embodiments, mole fractions of the first type of monomers of 1,10-decanedithiol, and 1,3,5-tris(3-mercaptopropyl)-1,3,5-triazinane-2,4,6-trione, and, second type of monomers of 1, 3, 5-triallyl-1, 3, 5-triazine-2, 4, 6-trione present in the sequential chain, equal about 0.2 to 0.12, about 0.3 to 0.38, and about 0.5, respectively. As another example, for some embodiments, the first type of monomer is 1,3,5-tris(3-mercaptopropyl)-1,3,5-triazinane-2,4,6-trione (TTTSH), and, the second types of monomers are a mixture of 1,3,5-triallyl-1,3,5-triazine-2,4,6-trione (TATATO) and 2,4,6-tris(2-allyloxy)ethoxy-1,3,5-triazine (TAET). In some such embodiments, mole fractions of the TTTSH, the TATATO and the TAET present in the sequential chain equal about 0.5, about 0.005 to 0.495, and about 0.005 to 0.495,

respectively. In some such embodiments, mole fractions of the TTTSH, the TATATO and the TAET present in the sequential chain equal about 0.5, about 0.25 to 0.45, and about 0.05 to 0.25, respectively.

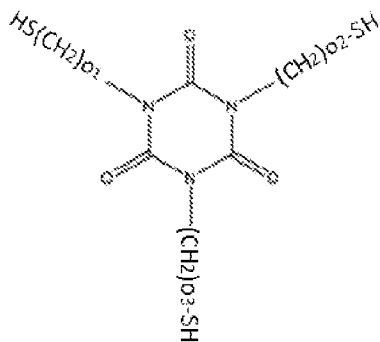
[0031] In some embodiments of the thiol-ene SMP, the first type of monomer can include a 1,n alkanedithiol having a chemical formula of $\text{HS}-(\text{CH}_2)_n-\text{SH}$ where n has a integer value in a range from 4 to 14, and also includes a di- or tri-mercaptoalkyl substituted triazinane having a chemical formula of :



where at least two of R₁, R₂, and R₃, include a thiol functional group and third one of R₁, R₂, and R₃, optionally may include a thiol functional group.

[0032] As a non-limiting example, for some embodiments of a tri-mercaptoalkyl substituted triazinane first monomer, R₁ has a chemical formula of $-(\text{CH}_2)_{o_1}\text{SH}$, where o₁ has an integer value in a range from 2 to 8, R₂ has a chemical formula of $-(\text{CH}_2)_{o_2}\text{SH}$, where o₂ has an integer value in a range from 2 to 8, and R₃ has a chemical formula of $-(\text{CH}_2)_{o_3}\text{SH}$, where o₃ has an integer value in a range from 2 to 8. In some such embodiments, o₁, o₂, and o₃, all have a same integer value in a range from 1 to 8, while in other embodiments, o₁, o₂, and o₃, can have independently different integer values in this range.

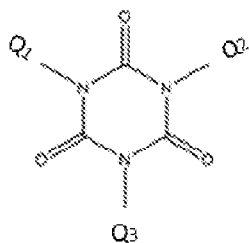
[0033] For example, in some embodiments, the first type of monomer includes the alkanedithiol having a formula of $\text{HS}-(\text{CH}_2)_n-\text{SH}$ where n has a integer value in a range from 8 to 12, and also includes the tri-mercaptoalkyl substituted triazinane having a formula of :



where o_1 , o_2 , and o_3 each independently have an integer value in a range from 2 to 5.

[0034] As a non-limiting example, for some embodiments of a di-mercaptoalkyl substituted triazinane first monomer, R_1 and R_2 have the same chemical formula as described above and R_3 has a chemical formula of $-(CH_2)_{o_3}R_4$ where o_3 has an integer value in a range from 1 to 8 and R_4 is one of H or CH_3 . In some such embodiments, o_1 , o_2 , and o_3 , all have a same integer value in a range from 1 to 8, while in other embodiments, o_1 , o_2 , and o_3 , can have independently different integer values in this range.

[0035] For example, for any such embodiments, the second type of monomer can include a di- or tri-alkene alkyl substituted triazinane having a chemical formula of:

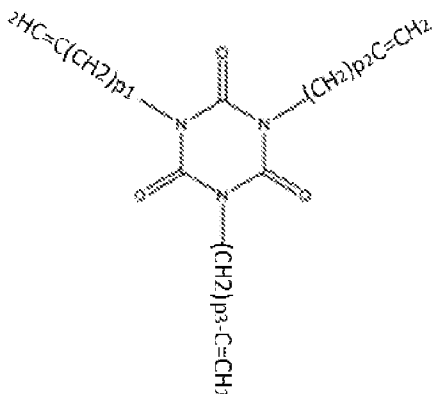


where at least two of Q_1 , Q_2 , and Q_3 , include an alkene functional group and third one of Q_1 , Q_2 , and Q_3 , optionally may include an alkene functional group.

[0036] As a non-limiting example, for some embodiments of a tri-alkene alkyl substituted triazinane second monomer, Q_1 has a chemical formula of $-(CH_2)_{p_1}C=CH_2$, where p_1 has an integer value in a range from 1 to 8, Q_2 has a chemical formula of $-(CH_2)_{p_2}C=CH_2$, where p_2 has an integer value in a range from 1 to 8, and Q_3 has a chemical formula of $-(CH_2)_{p_3}C=CH_2$, where p_3 has an integer value in a range from 1 to 8. In some such embodiments, p_1 , p_2 , and p_3 , all have a same integer value in a range from 1 to 8, while in other embodiments, p_1 , p_2 , and p_3 , can have independently different integer values in this range.

[0037] As a non-limiting example, for some embodiments of a di-alkene alkyl substituted triazinane second monomer, Q_1 and Q_2 has the same chemical formula as described above, and Q_3 has a chemical formula of $-(CH_2)_{p_3}R_6$ where p_3 has an integer value in a range from 1 to 8 and R_6 is one of H, or CH_3 . In some such embodiments, p_1 , p_2 , and p_3 , all have a same integer value in a range from 1 to 8, while in other embodiments, p_1 , p_2 , and p_3 , can have independently different integer values in this range.

[0038] For example, in some embodiments, the alkene alkyl substituted triazinane second monomer has a chemical formula of:



where p_1 , p_2 , and p_3 each independently have an integer value in a range from 2 to 5.

[0039] As discussed above, for some embodiments of the thiol-ene SMP, one or both of the first or second types of monomers can include an ester functional group, where the ester functional group is located as a pendant group in a side chain covalently bonded to the sequential chain of repeating units of the first and second monomers of the polymer. As further disclosed below, in some embodiments, the ester functional group of the first or second monomer can be part of an acrylate functional group.

[0040] Having such an ester-containing functional group in a pendant side chain of thiol-ene SMP may advantageously allow the thiol-ene SMP to carry a chemical agent which can then be released, via hydrolysis of the ester, in the vicinity of an *in vivo* implanted bio-electronic device that includes such a thiol-ene SMP. A chemical agent with anti-inflammatory properties or immuno-suppressing properties, when released from the thiol-ene SMP via hydrolysis of the ester bond after implantation in living tissue, could help mitigate the tissue's inflammatory response associated with surgery and/or implantation in the vicinity of the implantation. Non-limiting examples of such agents include: melatonin, curcumin, pycnogenol, Vitamin E succinate, bovine serum albumin, and triazoles. One skilled in the pertinent art would understand how such agents could be bonded to an ester or acrylate containing functional group of the first or second type of monomers.

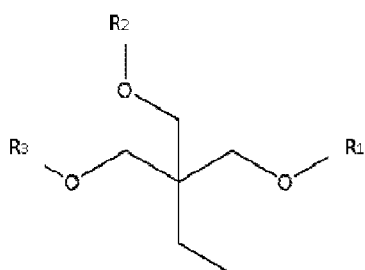
[0041] In some such embodiments of the thiol-ene SMP, the first type of monomer and/or the second type of monomer can include an acrylate functional group. The two or more thiol functional groups of the first type of monomer and the two or more alkene functional groups of the second type of monomer participate in the thiol click polymerization to form the thiol-ene SMP while the acrylate functional group is in a pendant side chain of the thiol-ene SMP. For instance, in some such embodiments, the first type of monomer only has thiol functional

groups and the second type of monomer has two or more alkene functional groups and at least one acrylate functional group. For instance, in some such embodiments, the first type of monomer has two or more thiol functional groups the second type of monomer only has alkene functional groups.

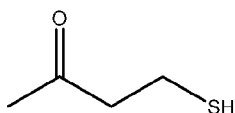
[0042] Non-limiting examples of the second type of monomer having at least two alkene functional groups and at least one acrylate functional groups includes: 1,3,5-Triacryloylhexahydro-1,3,5-triazine 4,6-bis(allyloxy)-1,3,5-triazin-2-yl acrylate; 2-(3,5-bis(2-(allyloxy)ethyl)-2,4,6-trioxo-1,3,5-triazinan-1-yl)ethyl acrylate; 3,5-bis(allyloxy)phenyl acrylate; or combinations thereof.

[0043] As another non-limiting example, for some embodiments of a di-mercaptoalkyl substituted triazinane first monomer, R_3 has a chemical formula of $-(CH_2)_{o_3}R_4$ where o_3 has an integer value in a range from 1 to 8 and R_4 is $-O-CO-R_5$, where R_5 is an anti-inflammatory agent or drug agent. Additionally or alternatively, for some embodiments of di-alkene alkyl substituted triazinane second monomer, Q_3 has a chemical formula of $-(CH_2)_{p_3}R_6$ where p_3 has an integer value in a range from 1 to 8 and R_6 is $-O-CO-R_7$, where R_7 is the anti-inflammatory agent or the drug agent or a different anti-inflammatory agent or the drug agent.

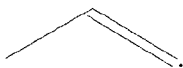
[0044] As another non-limiting example, in some embodiments of the thiol-ene SMP, one or both of the first and second types of monomers can be a substituted Trimethylpropane tris having a chemical formula of:



where, for the first type of monomer, at least two of R_1 , R_2 , or R_3 are or include a 3-mercaptopropionate functional group having the chemical formula of:



and, for the second type of monomer, at least two of R_1 , R_2 , or R_3 are or include an allyl functional group having the chemical formula:



[0045] In some such embodiments, for the first type of monomer, two of R_1 , R_2 , or R_3 can be the 3-mercaptopropionate functional group and the other one of R_1 , R_2 , or R_3 has a chemical formula of $-(CH_2)_{q_1}R_8$ where q_1 has an integer value in a range from 1 to 8 and R_8 includes an ester having a chemical formula of $-O-CO-R_{10}$, where R_{10} is an anti-inflammatory agent or a drug agent. Additionally or alternatively, for the second type of monomer, two of R_1 , R_2 , or R_3 can be or include the allyl functional group and the other one of R_1 , R_2 , or R_3 has the chemical formula of $-(CH_2)_{q_2}R_9$ where q_2 has an integer value in a range from 1 to 8 and R_9 includes an ester having a chemical formula of $-O-CO-R_{11}$, where R_{11} is the anti-inflammatory agent or the drug agent or a different anti-inflammatory agent or drug agent.

[0046] Based on the present disclosure, one skilled in the pertinent art would appreciate how other embodiments of the thiol-ene SMP could be synthesized to include ester-containing pendant side chains and how various types of *in vivo* releasable anti-inflammatory, drug or other chemical agents could be bonded to such pendant side chains.

[0047] Another embodiment of the disclosure is a method of synthesizing a thiol-ene SMP.

[0048] Embodiments of the method include forming a monomer mixture of a first type of monomer and a second type of monomer (e.g., a mixture of mutually miscible liquids of the monomers in a solvent-free mixture). The first type of monomer (e.g., each of the first monomer types) includes two or more thiol functional groups and the second type of monomer (e.g., each of the second monomer types) includes two or more alkene functional groups.

[0049] The method includes adding a photo-initiate-able catalytic agent to the monomer mixture to form a reaction mixture, and, photo-initiating the photo-initiate-able catalytic agent to form a free radical catalyst. The free radical catalyst initiates step-growth polymerization of the first types of monomer with the second types of monomers to form a sequential chain of the first types of monomers covalently bonded to the second types of monomers via thiol-ene linkages that form a backbone of the polymer, where the sequential chain of the covalently bonded first and second types of monomers forming the polymer backbone is free of ester groups.

[0050] The method of synthesis can be used to synthesize any of the thiol-ene SMPs disclosed herein. For instance, in some embodiments, the first and second types of monomers are free of ester groups, resulting in a polymer that is likewise free of ester groups, e.g., both the backbone and pendent side chains of the polymer have no ester groups, while in

other embodiments, one or both of the first and second types of monomers include ester groups, resulting in a polymer with ester group-containing pendent side chains.

[0051] In some embodiments of the method, the photo-initiate-able catalytic agent includes at least one of: 2,2-Dimethoxy-2-phenylacetophenone (DMPA; also referred to herein as 2,2-Dimethoxy-1,2-diphenylethan-1-one, Irgacure 651); 1-Hydroxy-cyclohexyl-phenyl-ketone (Irgacure 184); Bis(2,4,6-trimethylbenzoyl)-phenylphosphineoxide (Irgacure 819); 2,4,6-Trimethylbenzoyl-diphenyl-phosphineoxide (Darocure TPO); 2-Methyl-4'-(methylthio)-2-morpholinopropiophenone (Irgacure 907); 2-Benzyl-2-dimethylamino-1-(4-morpholinophenyl)-butanone-1 (Irgacure 369); Methyl benzoylformate (Darocure MBF); Benzophenone (Darocur BP), or combinations thereof, e.g., Irgacure 500 (Irgacure184+ Darocur BP); Irgacure 1300 (Irgacure 369+Irgacure 651); Darocur 4265 (Darocur TPO + Darocur 1173).

[0052] In some embodiments of the method, the photo-initiate-able catalytic agent added to the mixture has a concentration in the reaction mixture that is in a range from about 0.01 wt% to 1 wt % relative to the total weight of the first and second types of monomers in the reaction mixture. For instance, in some embodiments, the concentration of photo-initiate-able catalytic agent is in a range from 0.01 to 0.2 wt %, and more preferably from 0.09 to 0.11 wt %, In some embodiments the concentration of photo-initiate-able catalytic agent is in a range from 0.2 to 0.3 wt %, 0.4 to 0.5 wt %, 0.5 to 0.6 wt %, 0.6 to 0.7 wt %, 0.7 to 0.8 wt %, 0.8 to 0.9 wt %, or 0.9 to 1 wt %.

[0053] Another embodiment of the disclosure is a bio-electronic device. The device includes a substrate layer composed of a thiol-ene SMP, such as any of the thiol-ene SMP embodiments disclosed herein.

[0054] For instance, the thiol-ene SMP substrate layer includes a sequential chain of a first type of monomer covalently bonded to a second type of monomer via thiol-ene linkages that form a backbone of the polymer. The first type of monomer includes two or more thiol functional groups and the second type of monomer includes two or more alkene functional groups. The sequential chain of the covalently bonded first and second types of monomers forming the polymer backbone is free of ester groups.

[0055] As further disclosed in the experimental results section to follow, embodiments of the device can further include at least one patterned gold interconnect line adhered to the substrate layer, a TiN electrode layer on a portion of the at least one gold interconnect line and a second substrate layer composed of the thiol-ene SMP, covering the substrate layer and the gold interconnect lines and having an opening therein, the TiN electrode layer exposed

through the opening. Some embodiments of the device can include a sputtered iridium oxide (SIROF) or platinum electrode layer.

[0056] Embodiments of the bio-electronic device can be configured as implantable devices for humans or other species, for neural recording and stimulation, such as, but not limited to, cortical probes, nerve cuffs, blanket probes, grid electrodes, or spinal cord stimulators.

[0057] Another embodiment of the disclosure is a method of manufacturing a bio-electronic device, such as any of the bio-electronic devices disclosed herein.

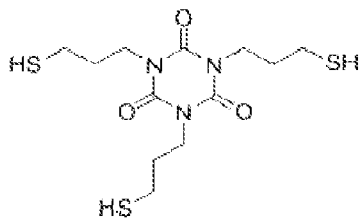
[0058] The method includes providing a base layer (e.g., glass substrate or a silicon wafer layer) and depositing a reaction mixture on the base layer. The reaction mixture includes a first type of monomer, a second type of monomer and a photo-initiate-able catalytic agent. The first type of monomer includes two or more thiol functional groups and the second type of monomer includes two or more alkene functional groups.

[0059] The method also includes photo-initiating the photo-initiate-able catalytic agent to form a free radical catalyst. The catalyst initiates the step-growth polymerization of the first types of monomers with the second types of monomers to form a sequential chain of the first type of monomers covalently bonded to the second type of monomers via thiol-ene linkages that form a backbone of the polymer, to thereby form a thiol-ene SMP substrate layer. The sequential chain of the covalently bonded first and second types of monomers that forms the polymer backbone is free of ester groups.

[0060] As further disclosed in the experimental results section to follow, embodiments of the method can further include forming a patterned gold interconnect line adhered to the substrate layer, forming a TiN electrode layer on a portion of the gold interconnect line, depositing a second substrate layer composed of the thiol-ene SMP, the second substrate layer covering the thiol-ene SMP substrate layer and the gold interconnect lines, and forming an opening in the second substrate layer, wherein the TiN electrode layer is exposed through the opening.

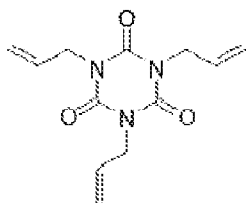
[0061] To facilitate understanding of various features of the disclosure, selected structures and acronyms of some of the example monomers and photolabile bases referred to in the text and figures are presented below:

[0062] 1,3,5-tris(3-mercaptopropyl)-1,3,5-triazinane-2,4,6-trione (TTTSH)



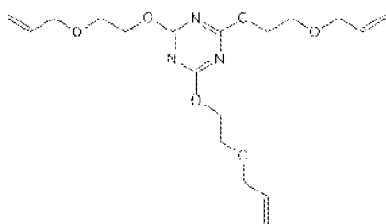
TTTSH

[0063] 1, 3, 5-triallyl-1, 3, 5-triazine-2, 4, 6-trione (TATATO)

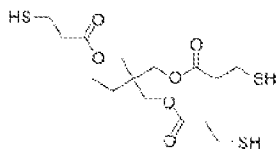


TATATO

[0064] 2,4,6-tris(2-allyloxy)ethoxy-1,3,5-triazine (TAET)

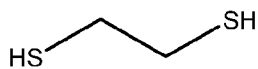


[0065] Trimethylolpropane tris(3-mercaptopropionate) (TMTMP)



TMTMP

[0066] 1,2-Ethanedithiol



[0067] 1,10-decanedithiol (DDT)



DDT

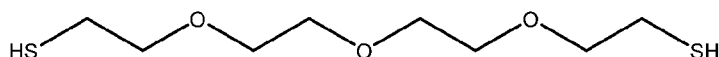
[0068] 1,16-Hexadecanedithiol



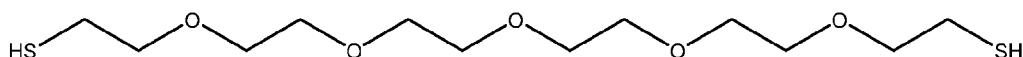
[0069] 2,2'-(Ethylenedioxy)diethanethiol



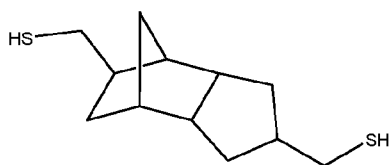
[0070] Tetra(ethylene glycol) dithiol



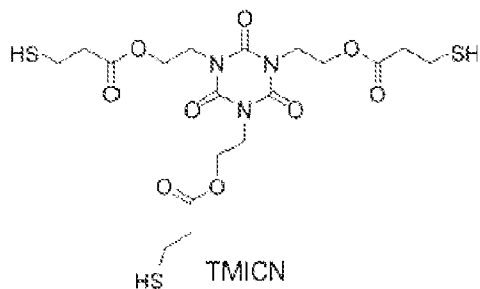
[0071] Hexa(ethylene glycol) dithiol



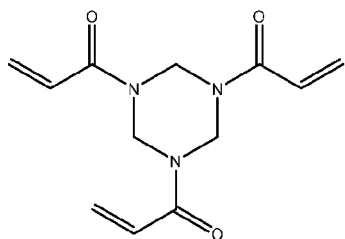
[0072] Dithiotricyclodecane



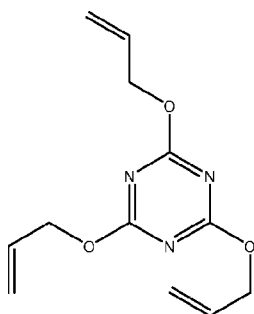
[0073] Tris [2-(3-mercaptopropionyloxy) ethyl] isocyanurate (TMICN)



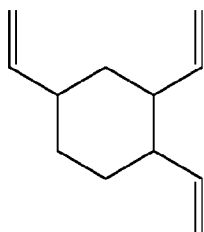
[0074] 1,3,5-Triacryloylhexahydro-1,3,5-triazine



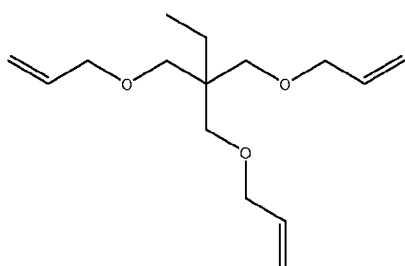
[0075] 2,4,6-Triallyloxy-1,3,5-triazine



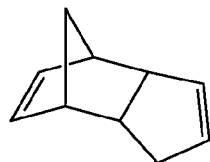
[0076] 1,2,4-Trivinylcyclohexane



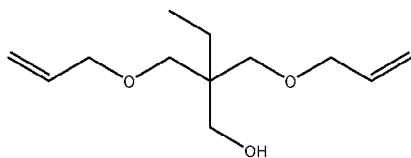
[0077] Trimethylolpropane triallyl ether



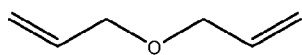
[0078] Dicyclopentadiene



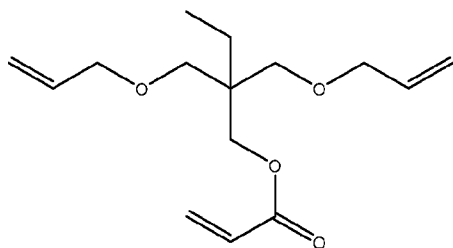
[0079] Trimethylolpropane diallyl ether



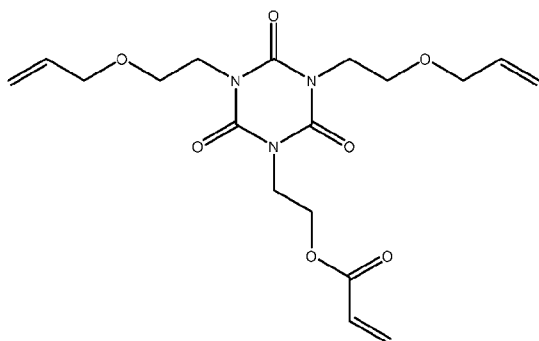
[0080] Diallyl ether



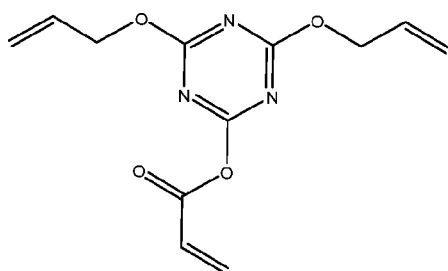
[0081] 2,2-bis((allyloxy)methyl)butyl acrylate



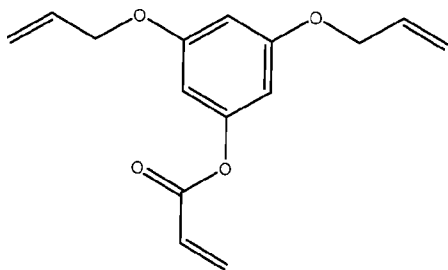
[0082] 4,6-bis(allyloxy)-1,3,5-triazin-2-yl acrylate



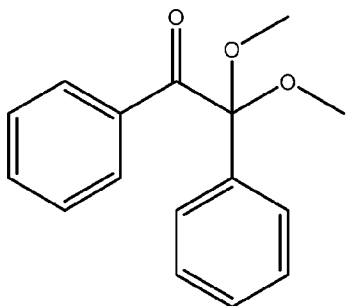
[0083] 2-(3,5-bis(2-(allyloxy)ethyl)-2,4,6-trioxo-1,3,5-triazinan-1-yl)ethyl acrylate



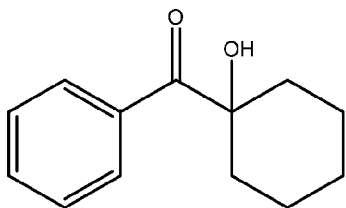
[0084] 3,5-bis(allyloxy)phenyl acrylate



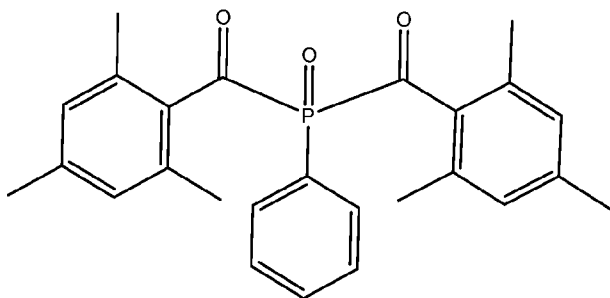
[0085] 2,2-Dimethoxy-2-phenylacetophenone (DMPA, also referred to as 2,2-Dimethoxy-1,2-diphenylethan-1-one, Irgacure 651)



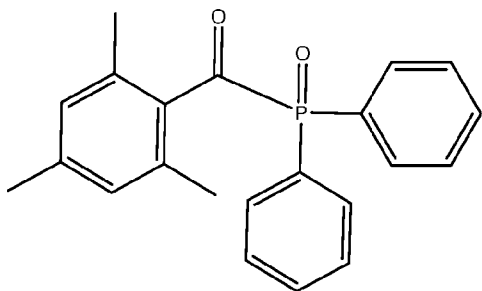
[0086] 1-Hydroxy-cyclohexyl-phenyl-ketone (Irgacure 184)



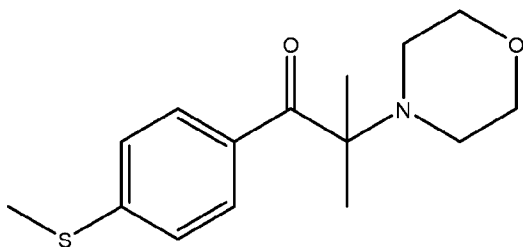
[0087] Bis(2,4,6-trimethylbenzoyl)-phenylphosphineoxide (Irgacure 819)



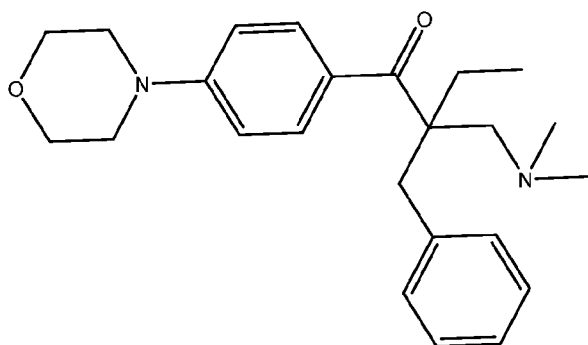
[0088] 2,4,6-Trimethylbenzoyl-diphenyl-phosphineoxide (Darocure TPO)



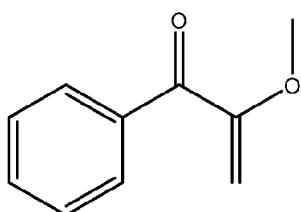
[0089] 2-Methyl-4'-(methylthio)-2-morpholinopropiophenone (Irgacure 907)



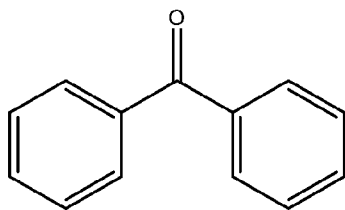
[0090] 2-Benzyl-2-dimethylamino-1-(4-morpholinophenyl)-butanone-1 (Irgacure 369)



[0091] Methyl benzoylformate (Darocure MBF)



[0092] Benzophenone (Darocur BP)

**[0093] Experimental Results**

[0094] To further illustrate various features of the disclosure, the synthesis of non-limiting example hydrolytically stable polymers and some of their physical and mechanical, aging and cytotoxicity properties are presented below.

[0095] These results demonstrate that the thermomechanical properties of thiol-ene SMPs with ester-free backbones are highly tunable with various degrees of softening under physiological relevant conditions including implantation into the body. Additionally, we demonstrate that such polymers are biocompatible and do not have negative effects on cell viability and they can be sterilized without changing their softening capabilities. Also, the experimental results from accelerated aging studies suggest that such SMPs have the potential to remain stable in the human seven years without signs of substantial degradation.

[0096] Synthesis of a first type of monomer having three thiol functional groups, 1,3,5-tris(3-mercaptopropyl)-1,3,5-triazinane-2,4,6-trione (TTTSH).

[0097] A mixture of 30 g (120.4 mmol) 1, 3, 5-triallyl-1, 3, 5-triazine-2, 4, 6-trione (TATATO), 82.40 g (1080 mmol) thioacetic acid, and 1.98 g (12.04 mmol) 2, 2'-azobis (2-methylpropionitrile) (AIBN) were placed in a 500-mL three-neck round-bottom flask which was equipped with condenser and nitrogen inlets. This reaction mixture was stirred at 65 °C for 24 h under a nitrogen atmosphere. Excess thioacetic acid was removed by reducing the pressure in the flask. The reaction mixture was reacted with methanol (100ml) and concentrated hydrochloric acid (50 ml) at 65 °C for 36 h to cleave the thioester bond. After cooling down to room temperature, water was added (300 ml) to the reaction mixture and extracted three times with methylene chloride (300 ml). The reaction mixture was then washed with sodium hydrogen carbonate solution (5%), dried over MgSO₄, and concentrated with reduced pressure. In some embodiments the reaction mixture was purified by column chromatography using an eluant gradient of hexane:ethyl acetate mixtures 1:0 to 1:4 to obtain TTTSH as a yellowish viscous liquid.

[0098] Synthesis of a thiol-ene polymer with an ester-free backbone (SMP-A) and an analog thiol-ene polymer with an ester-containing backbone (SMP-B).

[0099] Starting materials included: 1,3,5-Triallyl-1,3,5-triazine-2,4,6(1H,3H,5H)-trione (TATATO), Trimethylolpropane tris(3-mercaptopropionate) (TMTMP), photoinitiator 2,2-Dimethoxy-2-phenylacetophenone (DMPA) purchased from Sigma Aldrich, Tris [2-(3-mercaptopropionyloxy) ethyl] isocyanurate (TMICN) purchased from Evans Chemicals, and 1,10-decanedithiol (DDT). All chemicals were used as received without further purification. TTTSH was synthesized as described above.

[00100] Reactant mixtures to form SMP-A and SMP-B both contained stoichiometric quantities of thiol- to -ene functional groups. Mole fractions of reactant mixtures for SMP-A were TTTSH:DDT:TATATO equal to 0.3:0.2:0.5, respectively. Mole fractions of reactant mixtures for SMP-B were TMTMP:TMICN:TATATO equal to 0.45:0.05:0.5, respectively. About 0.1 wt % DMPA of the total monomer weight was dissolved in the reactant mixture solutions. The vessel containing the reactant mixture solutions were covered in aluminum foil to prevent incident light from contacting the solution, the solutions were mixed by planetary speed mixing and kept at room temperature.

[00101] The reactant mixture solutions for SMP-A and SMP-B were spin cast on 75 mm × 50 mm base layer glass microscope slides using a Laurell WS-650-8B spin coater. The spin speed was 350 rpm and spin time was 45 s for SMP-A and 600 rpm and 25 s for SMP-B, respectively, to form polymer layers having a thickness of about 30 μm. Polymerization was performed at ambient temperature using an UVP CL-1000 crosslinking chamber with five overhead 365 nm UV bulbs for 60 minutes under air to initiate photo-polymerization of the monomers in the solution and form the polymers. Samples of the polymers were then placed in a vacuum oven at 120 °C and 5 mmHg for 24 h to complete the polymerization to form SMP-A and SMP-B.

[00102] **Dynamic Mechanical Analysis**

[00103] To mimic the effect of body fluids on mechanical properties, dynamic mechanical analysis of SMP-A and SMP-B was performed in dry and soaked conditions (FIGs. 1A and 1B). The glass transition temperature (T_g) and storage modulus (E') of SMP-A in the glassy and rubbery state was similar to SMP-B. Soaked conditions were achieved by immersing the polymers in phosphate buffered saline (PBS) and monitoring the storage modulus loss until the modulus no longer decreased. Soaking in PBS resulted in a storage modulus decrease for SMP-A from 935 MPa at room temperature to 22 MPa after 20 min at 37 °C. In comparison, under these same conditions the storage modulus of SMP-B dropped from 1740 to 30 MPa. After soaking in PBS, the glass transition temperatures of SMP-A and SMP-B both decreased by about 12 to 14 °C as compared to their respective dry values. For

instance, for samples of SMP-A, T_g decreased from about 46.3 to about 34.6 °C and for samples of SMP-B, T_g decreased from about 47.75 to about 33.0 °C.

[00104] Accelerating Aging Tests

[00105] In one series of aging tests, to measure and compare the hydrolytic stability of SMP-A and SMP-B samples under simulated physiological conditions, aging in PBS at 75°C was performed. Changes in the sample's mass and thickness was measured. As shown in FIG. 2A, the mass of SMP-B samples was substantially stable for about four weeks, but thereafter began to continually lose mass until the test was stopped. After eight weeks at elevated temperature SMP-B samples lost 14.7 ± 0.9 % (mean \pm SEM) of their original mass. In comparison, SMP-A samples exhibited substantially no weight loss over the 8 week study period. A similar trend in sample thickness was observed, where SMP-A samples had no substantial change in thickness over the testing period, whereas the thickness of SMP-B samples began to decrease after about five weeks and at the end of eight weeks had lost 9.8 ± 1.6 % of their original thickness.

[00106] In another series of aging tests, the hydrolytic stability of SMP-A and SMP-B, the mass (FIG. 3A) and thickness (FIG. 3B) of samples were measured and compared in 1.0 M NaOH at 37 °C as compared to the initial pristine and dry polymers (time = 0). Over the course of the four week study period, SMP-A samples had substantially no loss of mass, but SMP-B samples had a substantial decrease in mass, with a decrease of 38.74 ± 0.3 % after 4 weeks. Similarly, the thickness of SMP-B samples decreased substantially (42.1 ± 1.7 % after 4 weeks) while the thickness of SMP-A samples remained substantially stable over the study period.

[00107] Cytotoxicity Testing

[00108] We carried out live/dead assays to assess the cytotoxicity of SMP-A samples *in vitro*, based on material extract treatments in accordance with ISO protocol 10993-5. After fibroblasts were incubated for 24 hours in the material extract, cell viability percentages were calculated and normalized to the negative control (FIG. 4A). SMP-A samples at 50% and 100% concentrations had normalized viability percentages of 97.8 ± 0.8 % (mean \pm SEM, n=6) and 93.6 ± 1 % (mean \pm SEM, n=6), respectively. The positive control had a significantly lower viability percentage of 21.8 ± 4.7 % (mean \pm SEM, n=6) (Figure 4B). Normalized viability percentages for SMP-A at both 50% and 100% concentrations were both above the 70% threshold and deemed non-cytotoxic in accordance with ISO protocol 10993-5.

[00109] To further illustrate various features of the disclosure, the fabrication of non-limiting example bio-electronic devices, which include embodiments of the thiol-ene SMP of the disclosure, and characteristics of the device, are presented below.

[00110] **Bio-electronic Device Fabrication**

[00111] FIGs. 5A-5L presents selected steps in an example method of manufacturing a bio-electronic device 500 in accordance with the disclosure.

[00112] With continuing reference to FIGs. 5A-5I throughout, a base layer 505 (FIG. 5A, e.g., a carrier glass slide, glass substrate or a silicon wafer) is provided and, a reaction mixture layer 510 is deposited on the base layer (FIG. 5B, e.g., an about 50 μm thick layer of the reaction mixture spin-coated on base layer. The reaction mixture can include any of the embodiments of the first types of monomers, second types of monomers and photo-initiate-able catalytic agents disclosed herein, such as TTTSH, DDT, TATATO and DMPA in proportions as described above.

[00113] Photo-initiation of the photo-initiate-able catalytic agent (e.g., photo cured under 365 nm UV light) results in formation of a free radical catalyst to thereby initiate step-growth polymerization of the first types of monomers with the second types of monomers to form a sequential chain of the monomers corresponding to a thiol-ene SMP layer 515 (FIG. 5C). Next, a layer of gold 520 was deposited on the polymer layer 515 (FIG. 5C, e.g., an about 300 nm thick Au film is e-beam evaporated on to the polymer layer). A layer of titanium nitride 525 can be deposited on the gold layer 520 (FIG. 5D), e.g., an about 200 nm thick fractal TiN layer deposited using an RF Magnetron Sputtering tool). A protective layer of aluminum 530 can then be deposited on the TiN layer 525 (FIG. 5E), e.g., an about 20 nm thick e-beam evaporated Al layer).

[00114] Next, as part of forming an electrode array, photoresist can be deposited on the Al layer 530 (e.g., positive photoresist, S1813, spun onto the Al layer) and then the photoresist patterned using conventional masking and developing procedures. Then device 500 can be immersed in titanium nitride etchant resulting in the formation of TiN electrodes 535 (FIG. 5F, e.g., about 500 μm diameter circularly-shaped electrode). The exposed gold layer 520 (FIG. 5F) can then be treated with a similar photolithography process using a different photoresist and mask set to form patterned Au interconnect layers 540 (FIG. 5G).

[00115] Next, another thiol-ene SMP layer 545 can be formed on the device 500 including on the TiN electrodes 535 and Au interconnect layers 540 by depositing another reaction mixture of the first and second monomers and photo-initiate-able catalytic agent on the device 500 (e.g., an about 50 μm thick layer spin coated on to the device 500) and then

cured by photo-initiating the photo-initiate-able catalytic agent, similar to that described above, to form the second thiol-ene SMP layer 545 (FIG. 5H). A hard mask layer 550 can then be deposited on to the second polymer layer (FIG. 5I), e.g., an about 150 nm thick silicon nitride, SiN, hard mask layer 550.

[00116] Another photolithography process can then be done followed by reaction ion dry etch (RIE) to remove exposed portions of the hard mask layer 550 to produce a patterned hard mask layer 555 (FIG 5J) that covers and protects the electrode and interconnect layer 535, 540. Next, a RIE oxygen plasma process can be performed to remove excess polymer to form openings (FIG. 5K, e.g., openings 560, 562) for the electrode vias, wire connection pads and form an outline of a polymer-enclosed electrode array 565 (FIG. 5K). The removal of the excess polymer not covered by patterned hard mask layer 555 can be followed by a SiN and Al wet etching process to remove the polymer-enclosed electrode array 565 from the base layer 505 and provide the polymer-enclosed electrode array 565 of the device 500 (FIG. 5L).

[00117] The fabricated device 500 was then used for subsequent characterization for use with the polymer-enclosed electrode array 565 configured as prototype spinal cord stimulation (SCS) arrays.

[00118] Device Characterization

[00119] Example devices, configured with SCS arrays, were electrochemically evaluated using cyclic voltammetry (CV) and electrochemical impedance measurements (EIS).

[00120] As shown in FIG. 6A, the SCS arrays were characterized electrochemically to benchmark performance CV showing a characteristic TiN electrode curve performed at 50 mV scan rate in PBS 1x using a Ag|AgCl reference electrode and Pt wire as a counter electrode. As shown in FIG. 6B, EIS measured impedance and phase angle as a function of frequency of the TiN electrodes. Impedance of 787 ohms at 1 kHz suggests capacitive behavior at low frequencies as expected.

[00121] The measurements show that the devices were fully encapsulated by the thiol-ene based SMPs layers with ester-free backbones (e.g., FIG. 5L, layers 515, 545) and that the TiN electrodes (e.g., electrodes 535) performed similar to analogous devices fabricated with SMP layers with ester-containing backbones.

[00122] Discussion

[00123] Both SMP-A and SMP-B were synthesized utilizing a thiol-click polymerization mechanism and the glass transitions were tuned to 42-46 °C in dry conditions and around 34 °C when immersed in PBS. The mechanical properties of the SMPs changed in

the aqueous environment due to the plasticization effect of water molecules on polymer films. The storage modulus E' decreased significantly after 25 and 10 min immersion in PBS at 37 °C, for SMP-A and SMP-B, respectively. Therefore, the glass transition in dry condition is high enough for handling during insertion and low enough to not cause an inflammatory response under physiological conditions. After finding the proper composition for both SMPs, the polymers were evaluated for long-term stability in two different media: phosphate buffer saline to mimic the blood and tissue of human body at elevated temperature (75° C) and a harsher alkaline solution at 37° C. Afterward, the weight loss and thermomechanical properties of the SMPs were investigated.

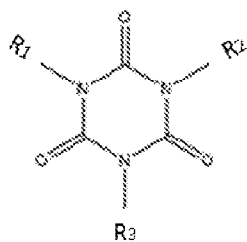
[00124] The weight loss and thickness loss data of polymers in PBS (FIG. 2) indicate that SMP-B is stable until the fourth week, but after that begins to continually lose weight and thickness up to 15% and 10 %, respectively. According to Arrhenius equation, aging test at 75°C for one week is equivalent to fourteen weeks at body temperature. Therefore, SMP-B starts to degrade after about fifty-six weeks (13 Months). SMP-A data shows that ester-free polymers are stable under these conditions. Harsh conditions were used to further accelerate aging.

[00125] FIG. 3 shows the weight loss and thickness loss of SMP-A and SMP-B in NaOH solution. According to the graphs, SMP-A, which does not contain ester groups, is completely stable and the weight and thickness did not change. On the other hand, ester-group containing SMP-B started to hydrolyze which leads to a 38% and 42% decrease in weight and thickness respectively after four weeks. It was seen that maximum weight loss in PBS at 75°C after eight weeks was 15%, which was the same as for NaOH after nine days. Therefore, in NaOH at 37 °C SMP-B hydrolyzes six times faster than in PBS at 75°C and the SMP-A is projected to be stable for at least 7 years under real time, physiological conditions.

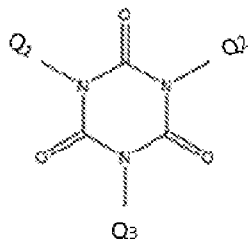
[00126] Those skilled in the art to which this application relates will appreciate that other and further additions, deletions, substitutions and modifications may be made to the described embodiments.

WHAT IS CLAIMED IS:

1. A thiol-ene shape memory polymer, comprising:
a sequential chain of a first type of monomer covalently bonded to a second type of monomer via thiol-ene linkages that form a backbone of the polymer, wherein:
the first type of monomer includes two or more thiol functional groups and the second type of monomer includes two or more alkene functional groups, and
the sequential chain of the covalently bonded first and second types of monomers forming the polymer backbone is free of ester groups.
2. The polymer of claim 1, wherein the first and second types of monomers are free of ester groups.
3. The polymer of claim 2, wherein the first type of monomer is free of alkene, acrylate or isocyanate functional groups and the second type of monomer is free of isocyanate or thiol functional groups.
4. The polymer of claim 2, wherein the first type of monomer only has thiol functional groups and the second type of monomer only has alkene functional groups.
5. The polymer of claim 1, wherein the first types of monomers are a mixture of 1,10-decanedithiol (DDT) and 1,3,5-tris(3-mercaptopropyl)-1,3,5-triazinane-2,4,6-trione (TTTSH), and, the second type of monomer is 1, 3, 5-triallyl-1, 3, 5-triazine-2, 4, 6-trione (TATATO).
6. The polymer of claim 5, wherein mole fractions of 1,10-decanedithiol, 1,3,5-tris(3-mercaptopropyl)-1,3,5-triazinane-2,4,6-trione, and, 1, 3, 5-triallyl-1, 3, 5-triazine-2, 4, 6-trione in the sequential chain equal about 0.2 to 0.12, about 0.3 to 0.38, and about 0.5, respectively.
7. The polymer of claim 1, wherein:
the first type of monomer include a 1,n alkanedithiol having a chemical formula of $\text{HS}-(\text{CH}_2)_n-\text{SH}$ where n has a integer value in a range from 2 to 16 and a di- or tri-mercaptoalkyl substituted triazinane having a chemical formula of :



where R_1 has a formula of $-(CH_2)_{o_1}SH$, where o_1 has an integer value in a range from 2 to 8, R_2 has a formula of $-(CH_2)_{o_2}SH$, o_2 has an integer value in a range from 2 to 8, and R_3 has a formula of $-(CH_2)_{o_3}R_4$, and where o_3 has an integer value in a range from 1 to 8 and R_4 is one of H, CH_3 , SH, or, $-O-CO-R_5$, where R_5 is an anti-inflammatory agent or drug agent, and, the second type of monomer includes a di- or tri-alkene alkyl substituted triazinane having a chemical formula of :

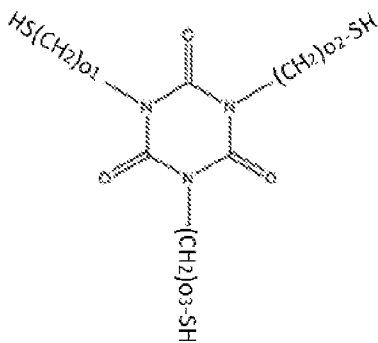


where Q_1 has a chemical formula of $-(CH_2)_{p_1}C=CH_2$, where p_1 has an integer value in a range from 1 to 8, Q_2 has a chemical formula of $-(CH_2)_{p_2}C=CH_2$, where p_2 has an integer value in a range from 1 to 8, and Q_3 has a chemical formula of $-(CH_2)_{p_3}R_6$ where p_3 has an integer value in a range from 1 to 8 and R_6 is one of H, CH_3 , $C=CH_2$, or, $-O-CO-R_7$, where R_7 is the anti-inflammatory agent or the drug agent or a different anti-inflammatory agent or the drug agent.

8. The polymer of claim 1, wherein:

the first type of monomer include a 1,n alkanedithiol having a chemical formula of $HS-(CH_2)_n-SH$ where n has a integer value in a range from 8 to 12,

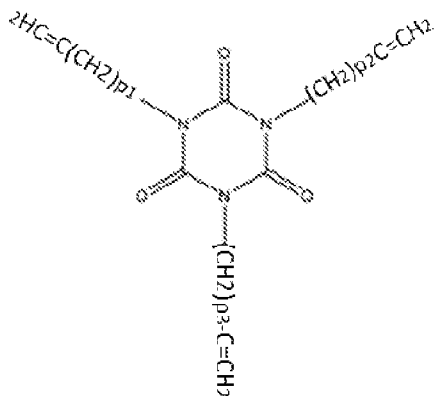
the first type of monomer include a tri-mercaptoalkyl substituted triazinane having a chemical formula of :



where o_1 , o_2 , and o_3 each independently have an integer value in a range from 2 to 5, and

the second types of monomers include tri-alkene alkyl substituted triazinane having a

chemical formula of :

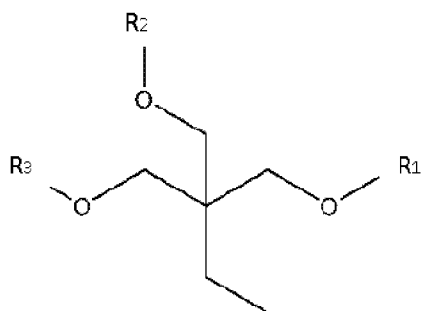


wherein p_1 , p_2 , and p_3 each independently have an integer value in a range from 2 to 5.

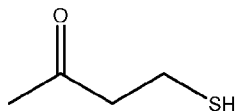
9. The polymer of claim 1, wherein the first type of monomer or the second type of monomer further includes an acrylate functional group.

10. The polymer of claim 9, wherein the second type of monomer includes at least one of: 2,2-bis((allyloxy)methyl)butyl acrylate; 4,6-bis(allyloxy)-1,3,5-triazin-2-yl acrylate; 2-(3,5-bis(2-(allyloxy)ethyl)-2,4,6-trioxo-1,3,5-triazinan-1-yl)ethyl acrylate; 3,5-bis(allyloxy)phenyl acrylate; or combinations thereof.

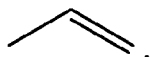
11. The polymer of claim 1, wherein one or both of the first and second types of monomers are a substituted Trimethylpropane tris having a chemical formula of:



where, for the first type of monomer, at least two of R_1 , R_2 , or R_3 are a 3-mercaptopropionate functional group having the chemical formula of:



and, for the second type of monomer, at least two of R_1 , R_2 , or R_3 are an allyl functional group having the chemical formula of:



12. The polymer of claim 11, wherein:

for the first type of monomer, two of R_1 , R_2 , or R_3 are the 3-mercaptopropionate functional group and the other one of R_1 , R_2 , or R_3 has a chemical formula of $-(CH_2)_{q_1}R_8$ where q_1 has an integer value in a range from 1 to 8 and R_8 includes an ester having a chemical formula of $-O-CO-R_{10}$, where R_{10} is an anti-inflammatory agent or a drug agent, or,

for the second type of monomer, two of R_1 , R_2 , or R_3 are the allyl functional group and the other one of R_1 , R_2 , or R_3 has the chemical formula of $-(CH_2)_{q_2}R_9$ where q_2 has an integer value in a range from 1 to 8 and R_9 includes an ester having a chemical formula of $-O-CO-R_{11}$, where R_{11} is the anti-inflammatory agent or the drug agent or a different anti-inflammatory agent or drug agent.

13. The polymer of claim 1, wherein the first type of monomer is 1,3,5-tris(3-mercaptopropyl)-1,3,5-triazinane-2,4,6-trione (TTTSH), and, the second types of monomers are a mixture of 1,3,5-triallyl-1,3,5-triazine-2,4,6-trione (TATATO) and 2,4,6-tris(2-allyloxy)ethoxy-1,3,5-triazine (TAET).

14. The polymer of claim 13, wherein mole fractions of the 1,3,5-tris(3-mercaptopropyl)-1,3,5-triazinane-2,4,6-trione, the 1,3,5-triallyl-1,3,5-triazine-2,4,6-trione, and, the 2,4,6-tris(2-allyloxy)ethoxy-1,3,5-triazine in the sequential chain equal about 0.5, about 0.005 to 0.495, and about 0.005 to 0.495, respectively.

15. The polymer of claim 13, wherein mole fractions of the 1,3,5-tris(3-mercaptopropyl)-1,3,5-triazinane-2,4,6-trione, the 1,3,5-triallyl-1,3,5-triazine-2,4,6-trione, and, the 2,4,6-tris(2-allyloxy)ethoxy-1,3,5-triazine in the sequential chain equal about 0.5, about 0.25 to 0.45, and about 0.05 to 0.25, respectively.

16. A method of synthesizing a thiol-ene shape memory polymer, comprising:

forming a monomer mixture that includes a first type of monomer and a second type of monomer, wherein the first types of monomer includes two or more thiol functional groups and the second type of monomer includes two or more alkene functional groups;

adding a photo-initiate-able catalytic agent to the monomer mixture to form a reaction mixture; and

photo-initiating the photo-initiate-able catalytic agent to form a free radical catalyst to thereby initiate step-growth polymerization of the first types of monomer with the second types of monomers to form a sequential chain of the first types of monomers covalently bonded to the second types of monomers via thiol-ene linkages that form a backbone of the

polymer, wherein the sequential chain of the covalently bonded first and second types of monomers forming the polymer backbone is free of ester groups.

17. The method of claim 16, wherein the monomer mixture is a solvent-free liquid mixture of mutually miscible first and second types of monomers.

18. The method of claim 16, wherein the photo-initiate-able catalytic agent includes at least one of: 2,2-Dimethoxy-2-phenylacetophenone; 2,2-Dimethoxy-1,2-diphenylethan-1-one; 2,2-Dimethoxy-1,2-diphenylethan-1-one; 1-Hydroxy-cyclohexyl-phenyl-ketone; Bis(2,4,6-trimethylbenzoyl)-phenylphosphineoxide; 2,4,6-Trimethylbenzoyl-diphenyl-phosphineoxide; 2-Methyl-4'-(methylthio)-2-morpholinopropiophenone; 2-Benzyl-2-dimethylamino-1-(4-morpholinophenyl)-butanone-1; Methyl benzoylformate; Benzophenone or combinations thereof.

19. The method of claim 16, wherein the photo-initiate-able catalytic agent added to the mixture has a concentration in the reaction mixture that is in a range from about 0.01 wt% to 1 wt% relative to the total weight of the first and second types of monomers in the reaction mixture.

20. A bio-electronic device, comprising:

a substrate layer composed of a thiol-ene shape memory polymer, the polymer including:

a sequential chain of a first type of monomer covalently bonded to a second type of monomer via thiol-ene linkages that form a backbone of the polymer, wherein:

the first type of monomer includes two or more thiol functional groups and the second type of monomer includes two or more alkene functional groups, and

the sequential chain of the covalently bonded first and second types of monomers forming the polymer backbone is free of ester groups.

21. The bio-electronic device of claim 20, further including at least one patterned gold interconnect line adhered to the substrate layer, a TiN electrode layer on a portion of the at least one gold interconnect line and a second substrate layer composed of the thiol-ene shape memory polymer, covering the substrate layer and the gold interconnect lines and having an opening therein, the TiN electrode layer exposed through the opening.

22. A method of manufacturing a bio-electronic device, comprising:

providing a base layer;

depositing a reaction mixture on the base layer, the reaction mixture including a first type of monomer, a second type of monomer and a photo-initiate-able catalytic agent,

wherein the first type of monomer includes two or more thiol functional groups and the second type of monomer includes two or more alkene functional groups; and

photo-initiating the photo-initiate-able catalytic agent to form a free radical catalyst to initiate step-growth polymerization of the first types of monomers with the second types of monomers to form a sequential chain of the first type of monomers covalently bonded to the second type of monomers via thiol-ene linkages that form a backbone of the polymer, and thereby form a thiol-ene shape memory polymer substrate layer, wherein the sequential chain of the covalently bonded first and second types of monomers forming the polymer backbone is free of ester groups.

23. The method of claim 22, further including:

forming a patterned gold interconnect line adhered to the substrate layer;

forming a TiN electrode layer on a portion of the gold interconnect line;

depositing a second substrate layer composed of the thiol-ene shape memory polymer, wherein the second substrate layer covers the thiol-ene shape memory polymer substrate layer and the gold interconnect lines, and

forming an opening in the second substrate layer, wherein the TiN electrode layer is exposed through the opening.

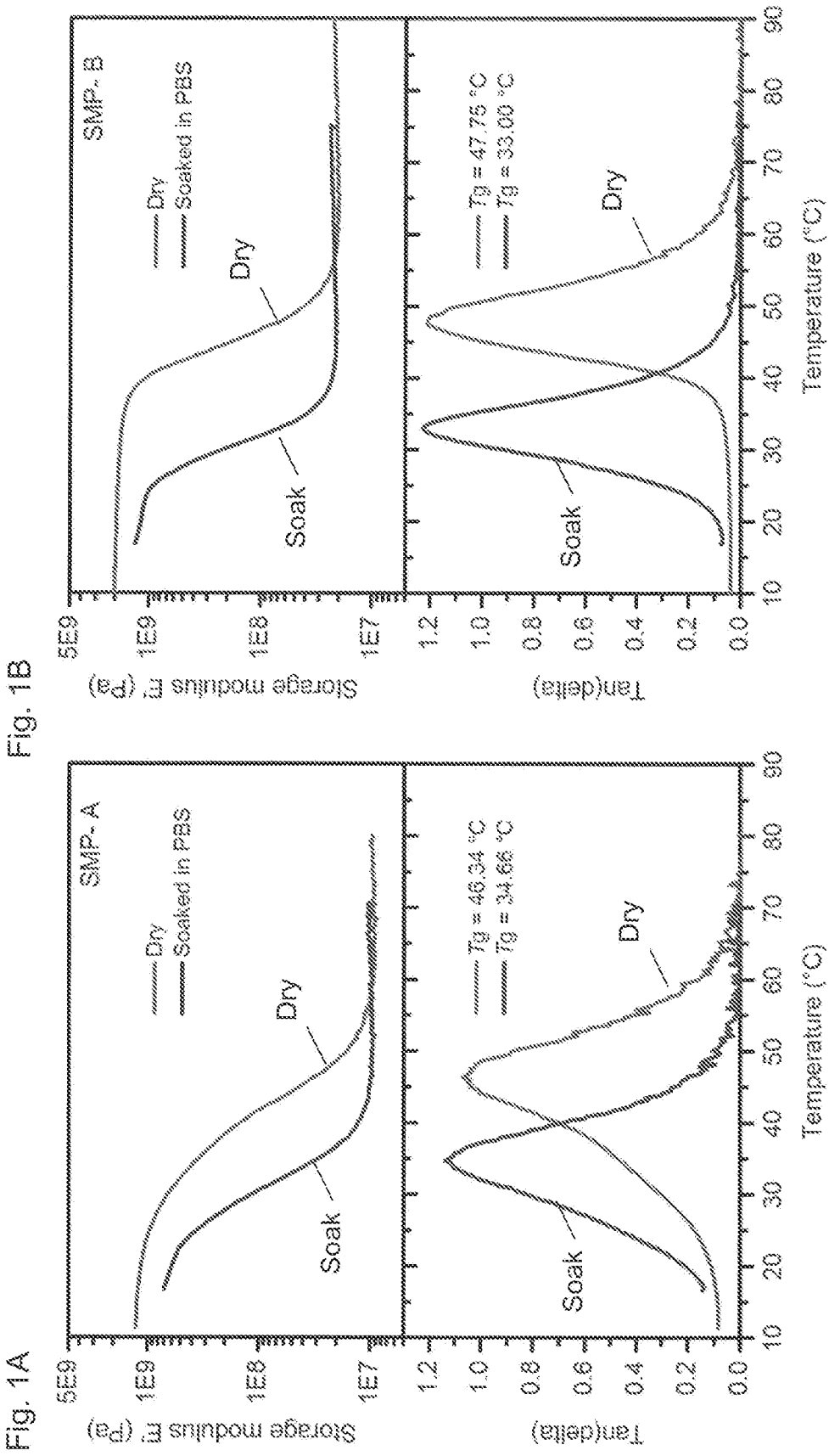
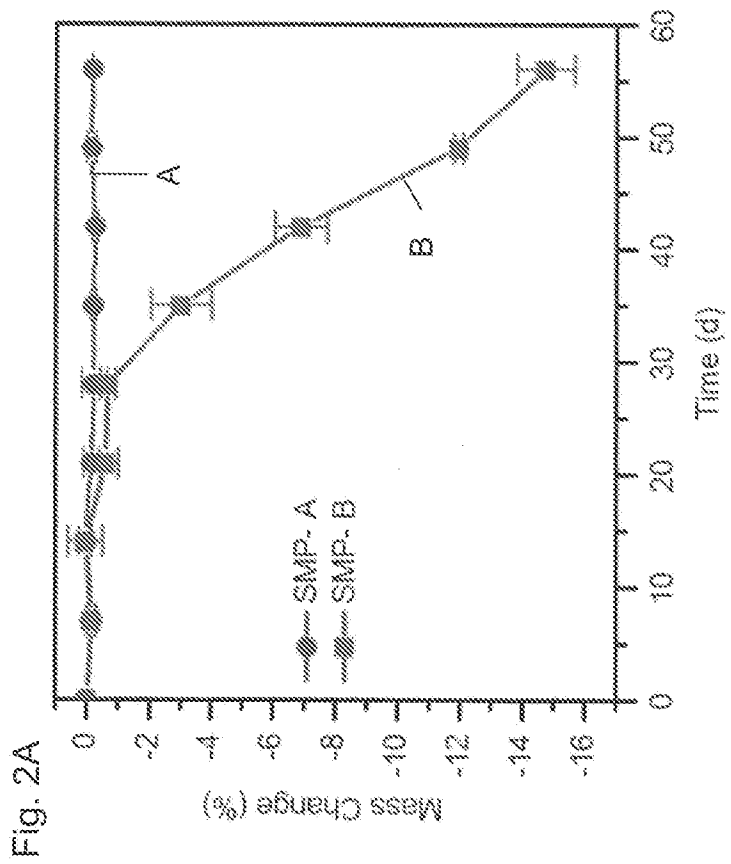
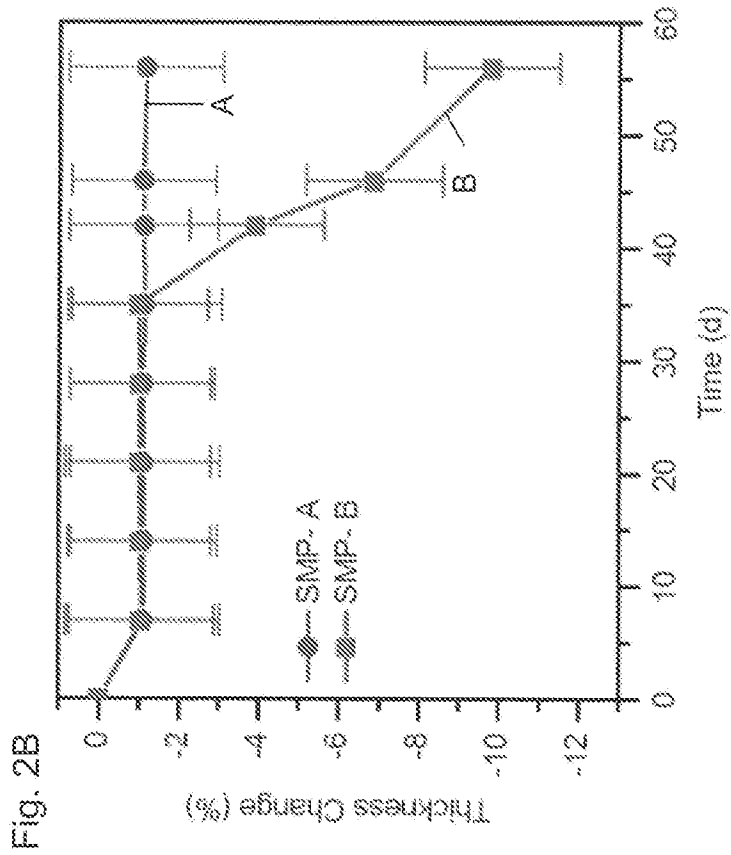
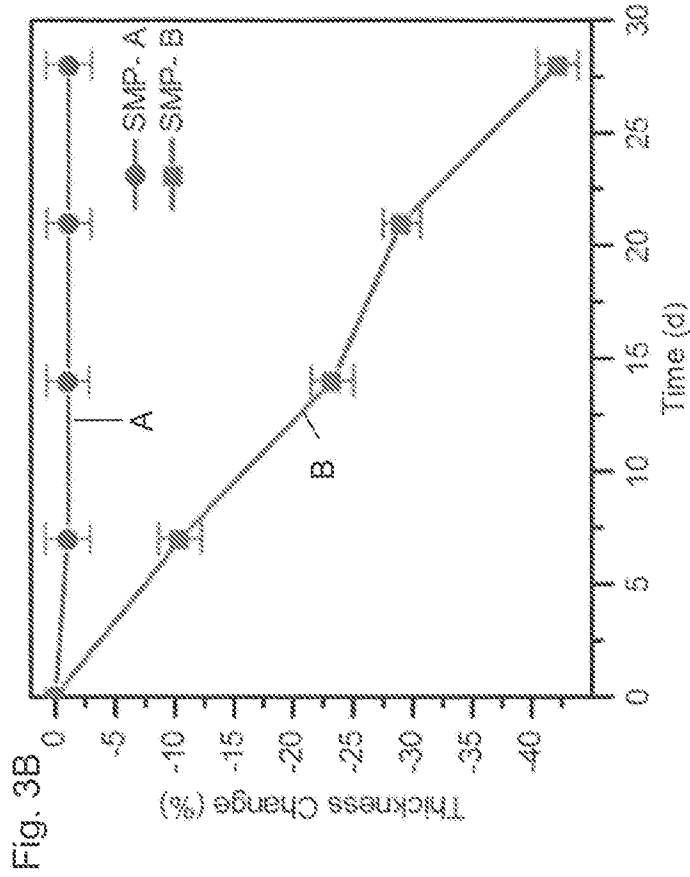
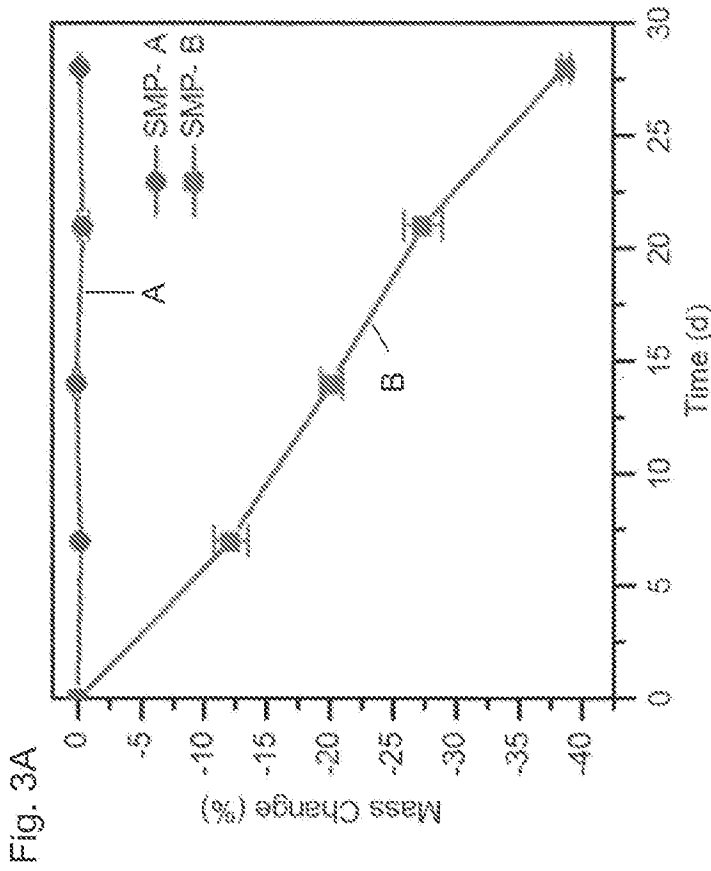
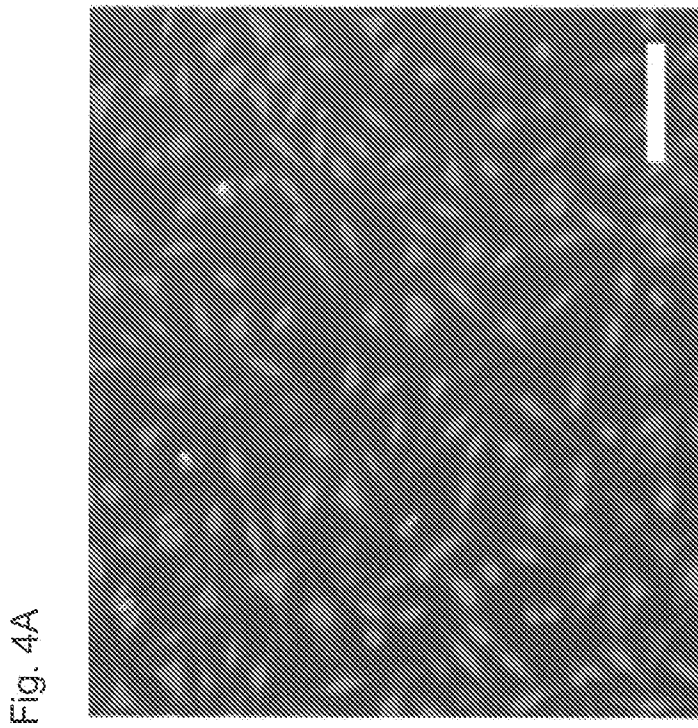
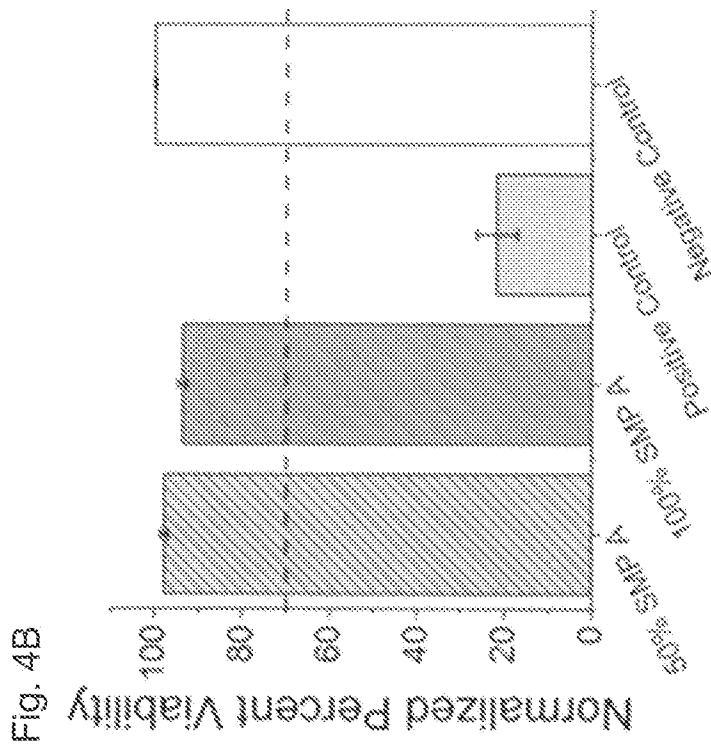


Fig. 1B

Fig. 1A










Fig. 5A




Fig. 5B




Fig. 5C




Fig. 5D




Fig. 5E

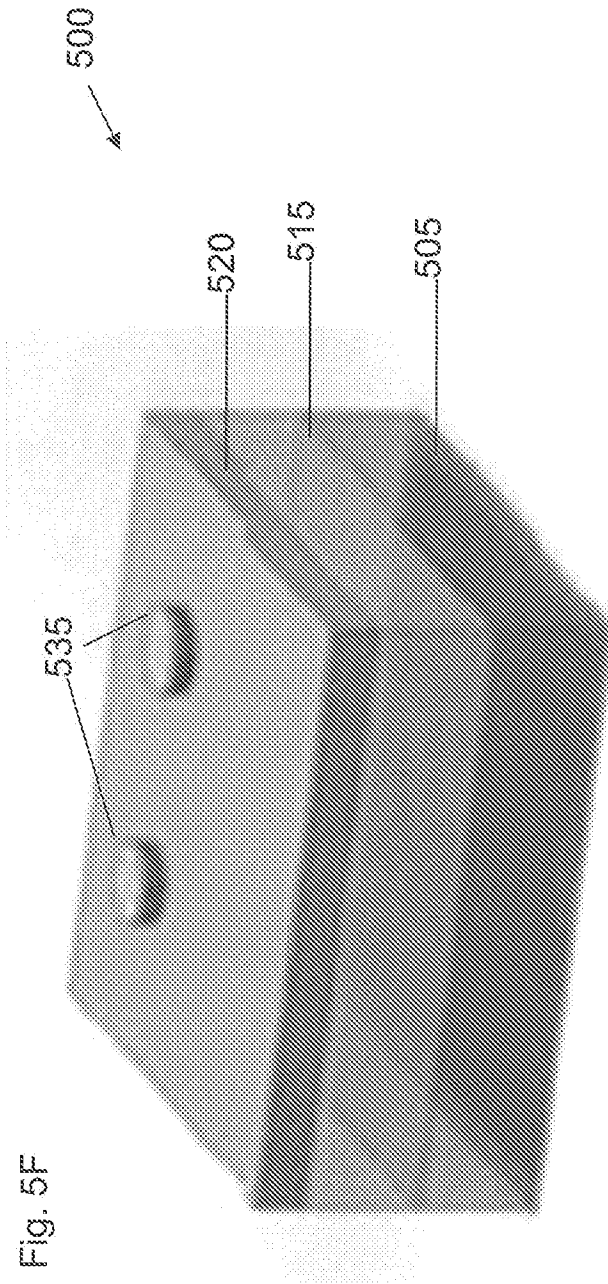
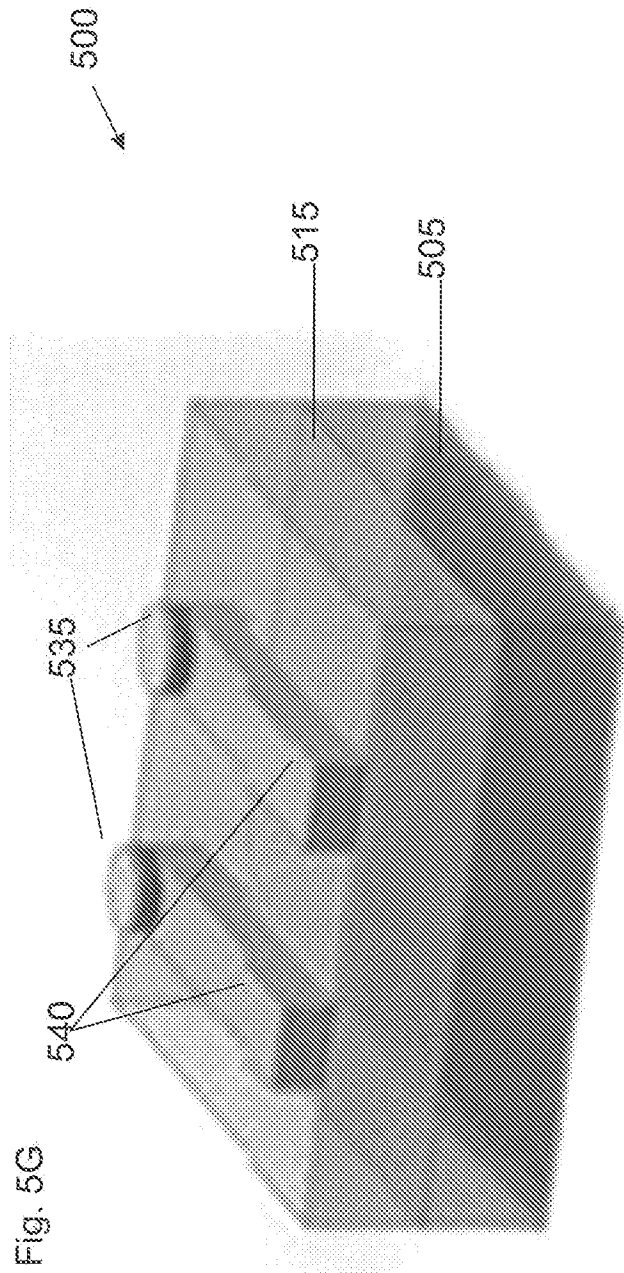
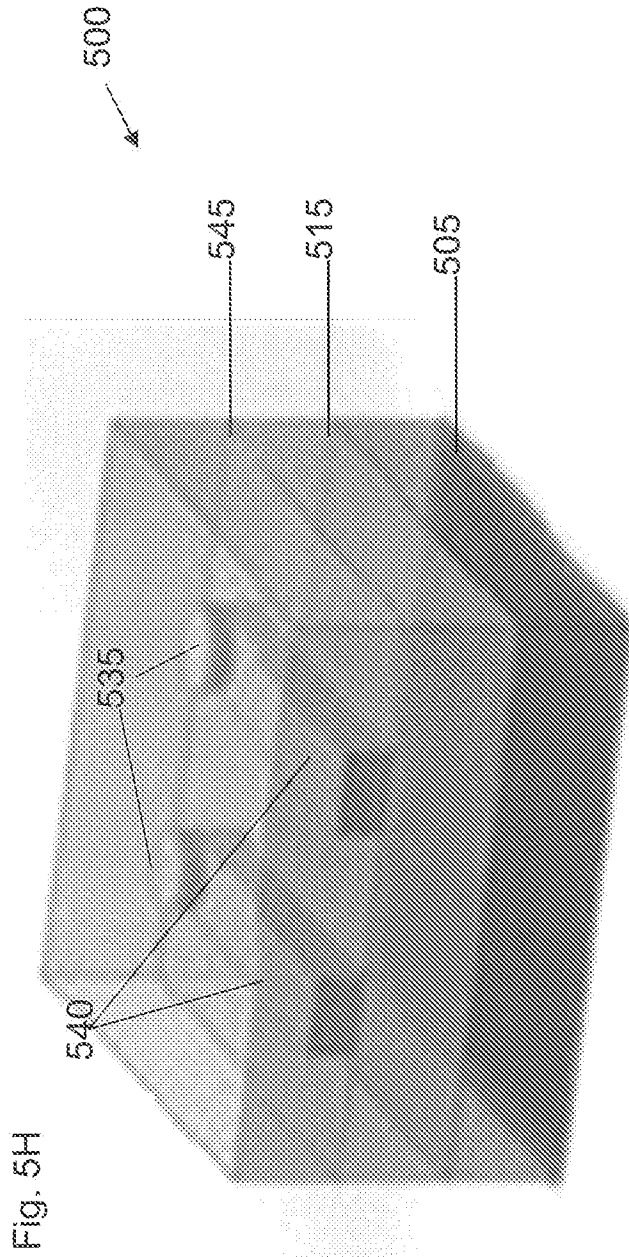
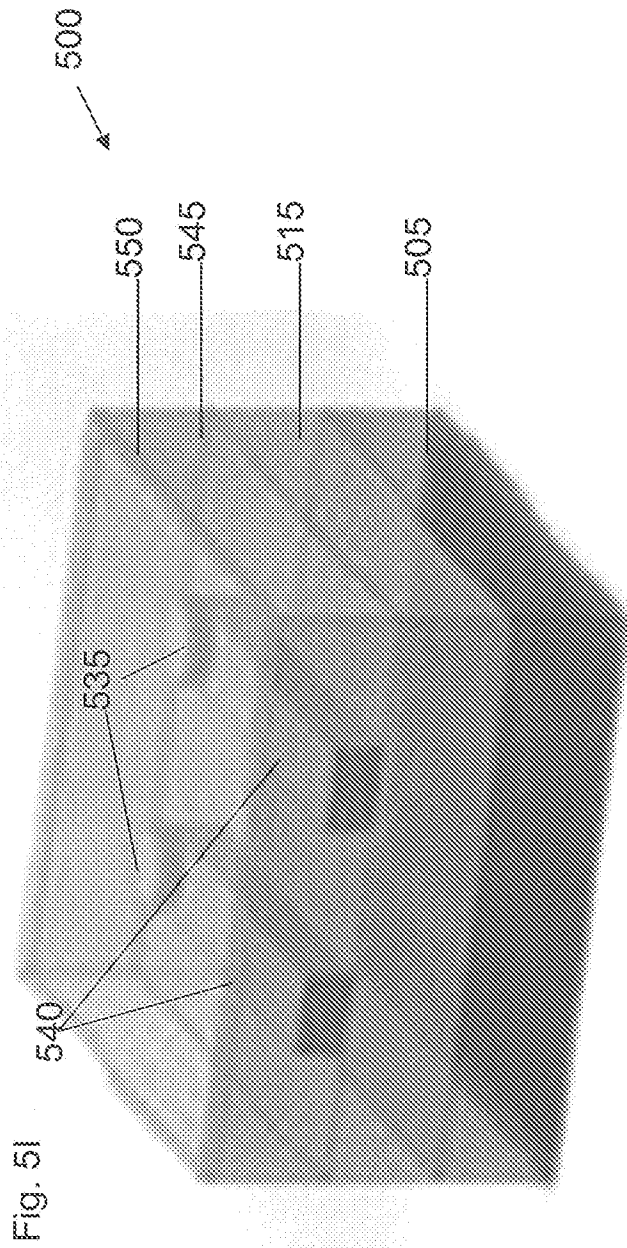


Fig. 5F







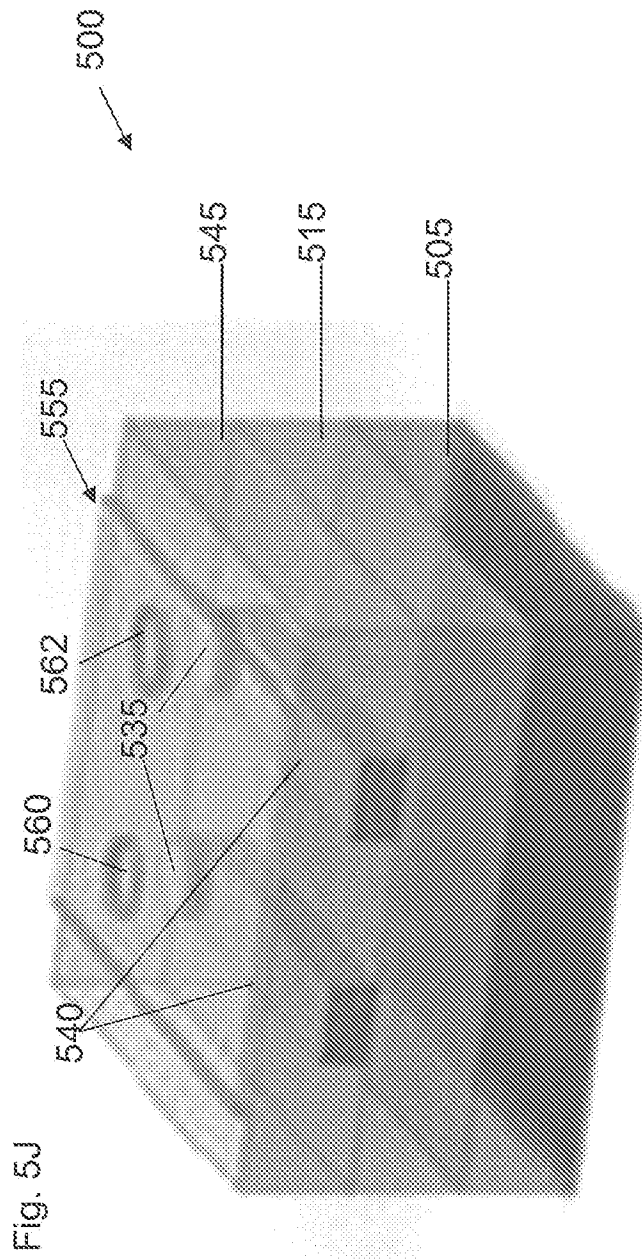
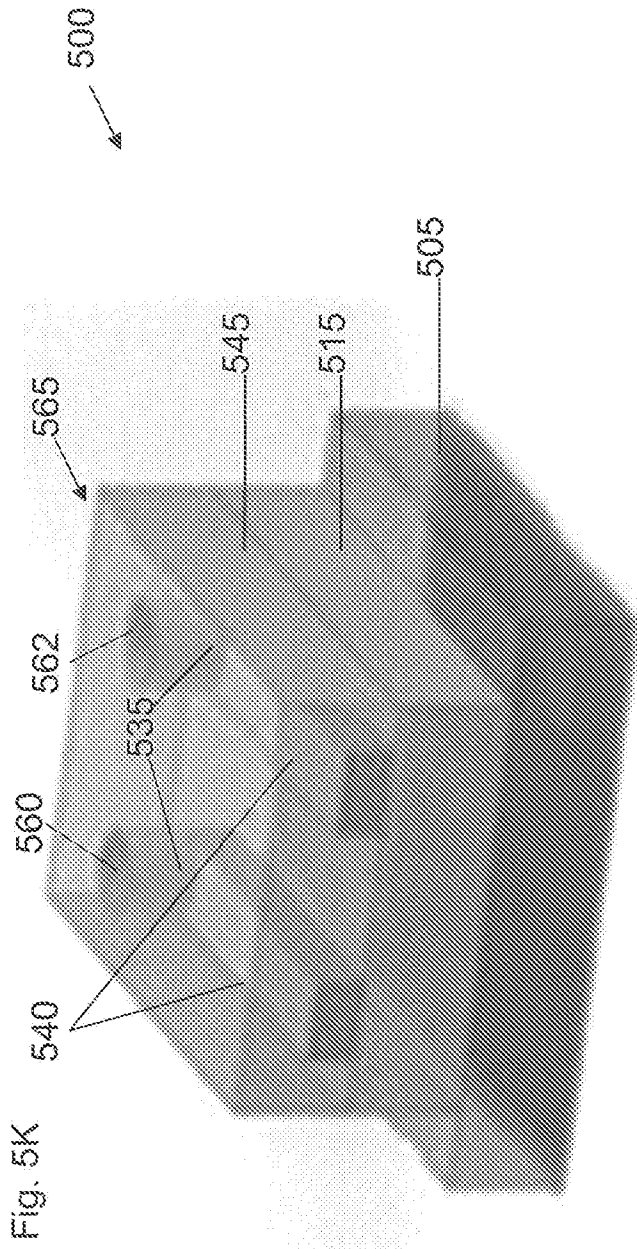
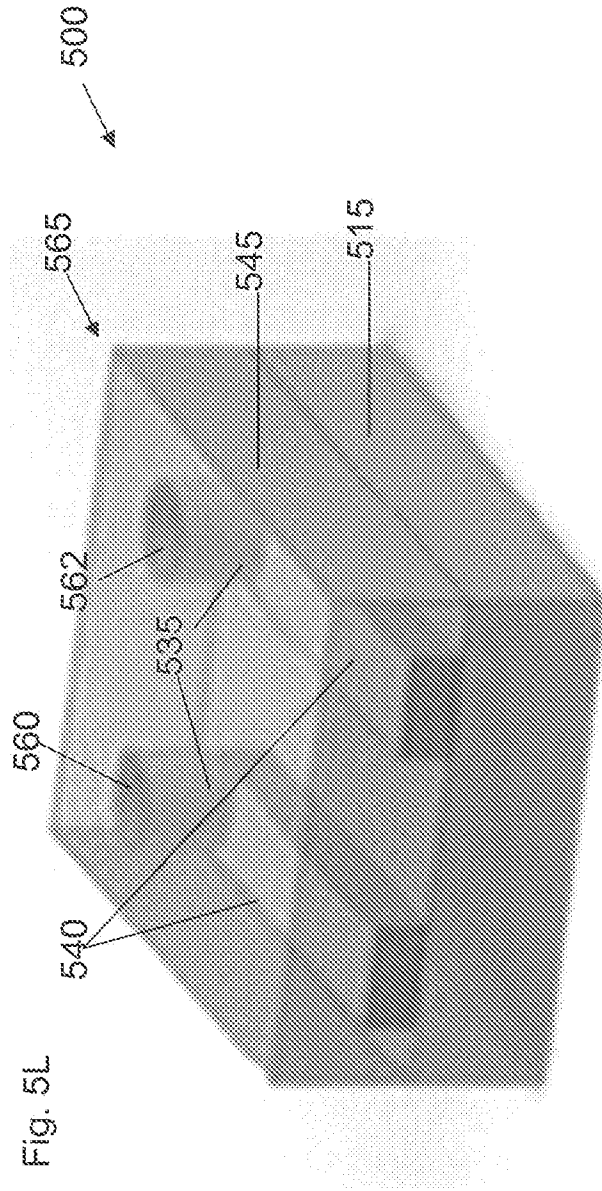


Fig. 5J





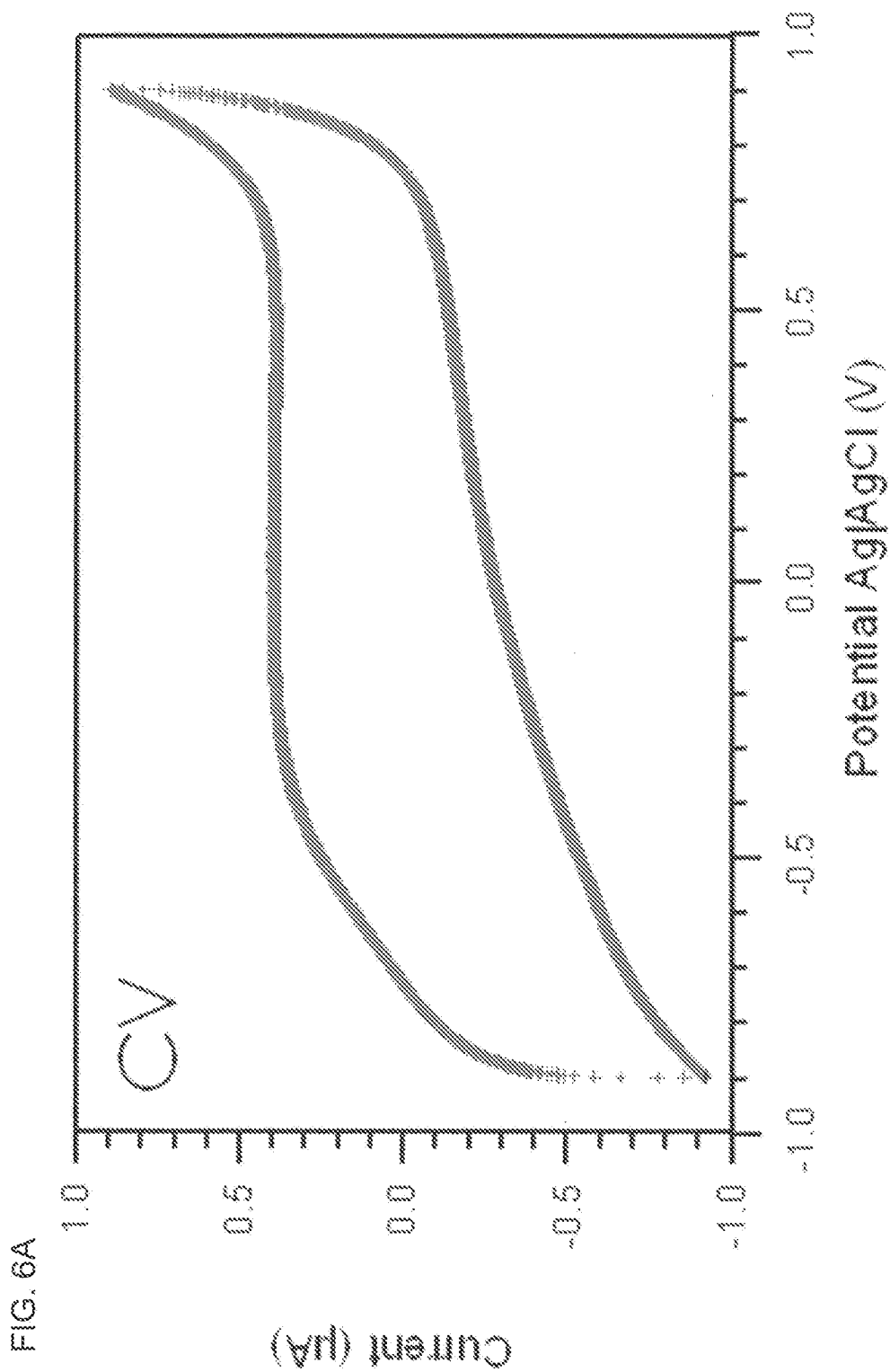


FIG. 6A

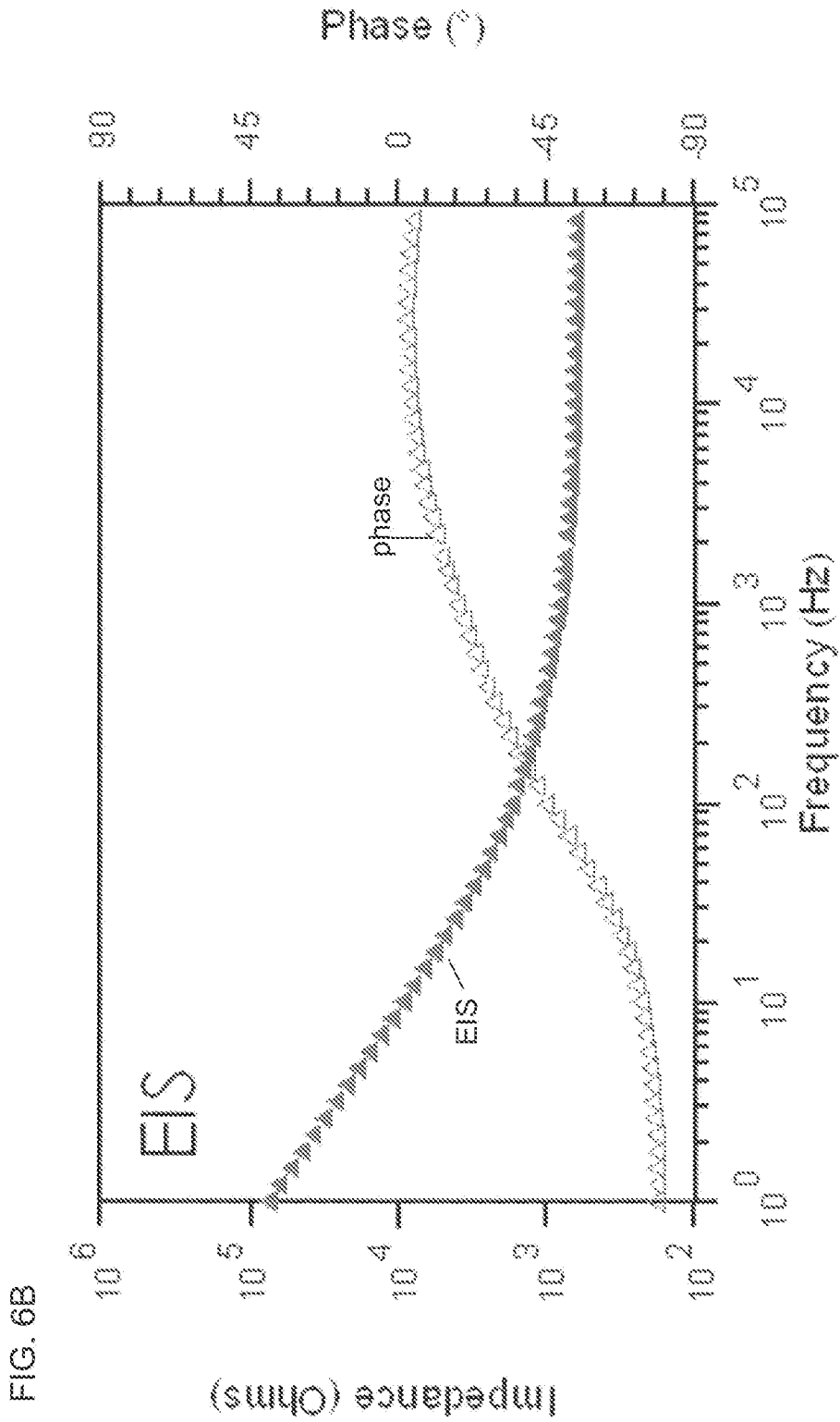


FIG. 6B