



US00D764899S

(12) **United States Design Patent**
Petzl

(10) **Patent No.:** **US D764,899 S**

(45) **Date of Patent:** **** Aug. 30, 2016**

(54) **CARABINER**

(71) Applicant: **ZEDEL**, Crolles (FR)

(72) Inventor: **Paul Petzl**, Crolles (FR)

(73) Assignee: **ZEDEL**, Crolles (FR)

(**) Term: **15 Years**

(21) Appl. No.: **29/544,717**

(22) Filed: **Nov. 5, 2015**

(30) **Foreign Application Priority Data**

May 6, 2015 (EM) 002695650-0001

(51) **LOC (10) Cl.** **08-05**

(52) **U.S. Cl.**

USPC **D8/356**; D8/367

(58) **Field of Classification Search**

USPC D8/67, 354, 349, 356; D34/35

CPC F16B 45/02; B66C 1/125; B66C 1/36;

A62B 35/0037

See application file for complete search history.

(56) **References Cited**

U.S. PATENT DOCUMENTS

D349,839 S * 8/1994 Gilardelli D8/331

6,223,372 B1 * 5/2001 Barber B25F 1/00

7/118

7,320,159 B2 * 1/2008 Petzl F16B 45/02

24/599.5

7,475,456 B2 * 1/2009 Thompson F16B 45/02

24/599.9

7,540,074 B2 * 6/2009 Thompson F16B 45/02

24/599.5

7,946,006 B2 * 5/2011 Thompson F16B 45/02

24/592.11

D649,018 S * 11/2011 Kope D8/367

8,060,994 B2 * 11/2011 Petzl F16B 45/02

24/599.9

D649,862 S * 12/2011 Arvinte D8/339

8,276,247 B2 * 10/2012 Yang F16B 45/02

24/599.5

D684,452 S * 6/2013 Petzl D8/356

8,474,112 B2 * 7/2013 Thompson F16B 45/02

24/582.11

D708,047 S * 7/2014 Petzl D8/356

8,905,449 B2 * 12/2014 Calvert F16B 45/025

24/599.1

D726,123 S * 4/2015 Su D13/154

9,003,617 B2 * 4/2015 Walker F16B 45/02

24/599.1

9,322,428 B2 * 4/2016 Perner F16B 45/02

* cited by examiner

Primary Examiner — Cynthia Underwood

(74) *Attorney, Agent, or Firm* — Oliff PLC

(57) **CLAIM**

The ornamental design for a carabiner, as shown and described.

DESCRIPTION

FIG. 1 is a front, left-side perspective view of the carabiner;

FIG. 2 is a left-side elevational view thereof, which is a mirror

image of the right-side elevational view thereof;

FIG. 3 is a top plan view thereof;

FIG. 4 is a rear elevational view thereof;

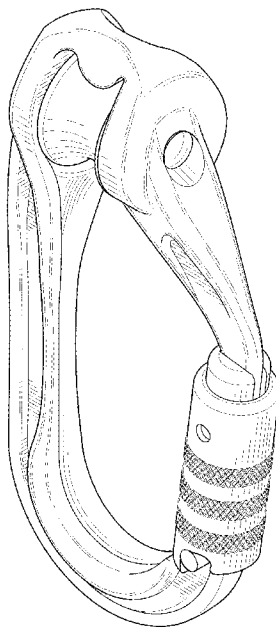
FIG. 5 is a front elevational view thereof; and,

FIG. 6 is a bottom plan view thereof.

The broken lines depict environmental subject matter only

and form no part of the claimed design.

1 Claim, 4 Drawing Sheets



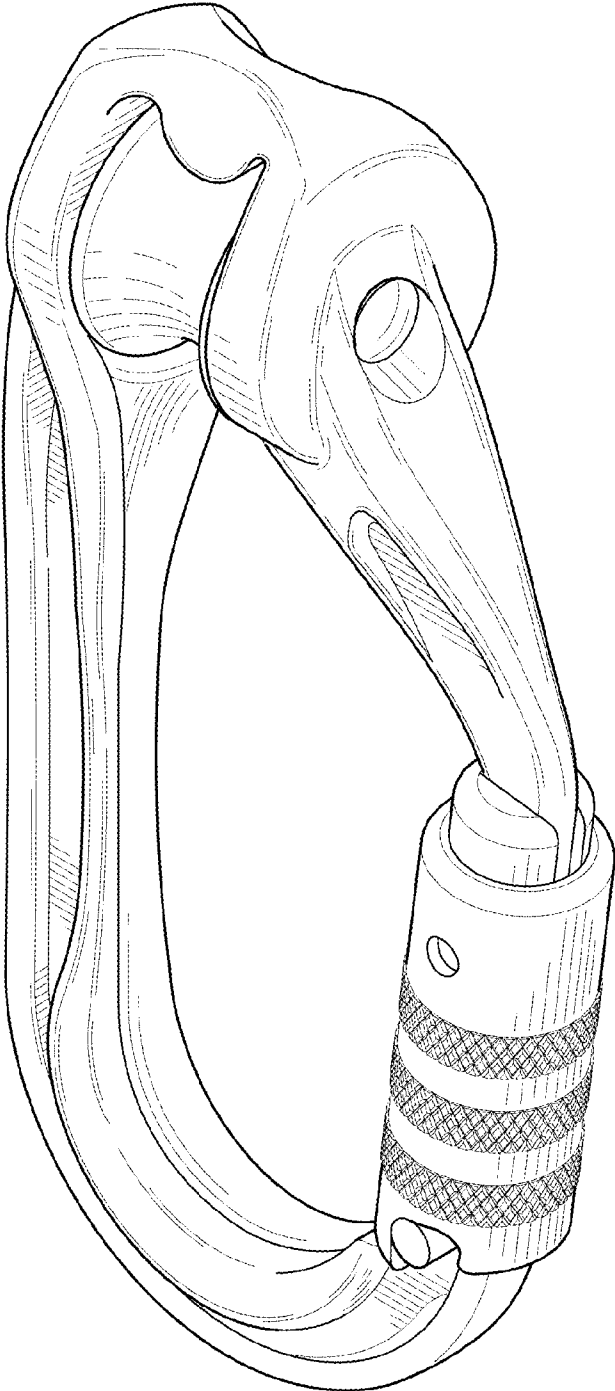


FIG. 1

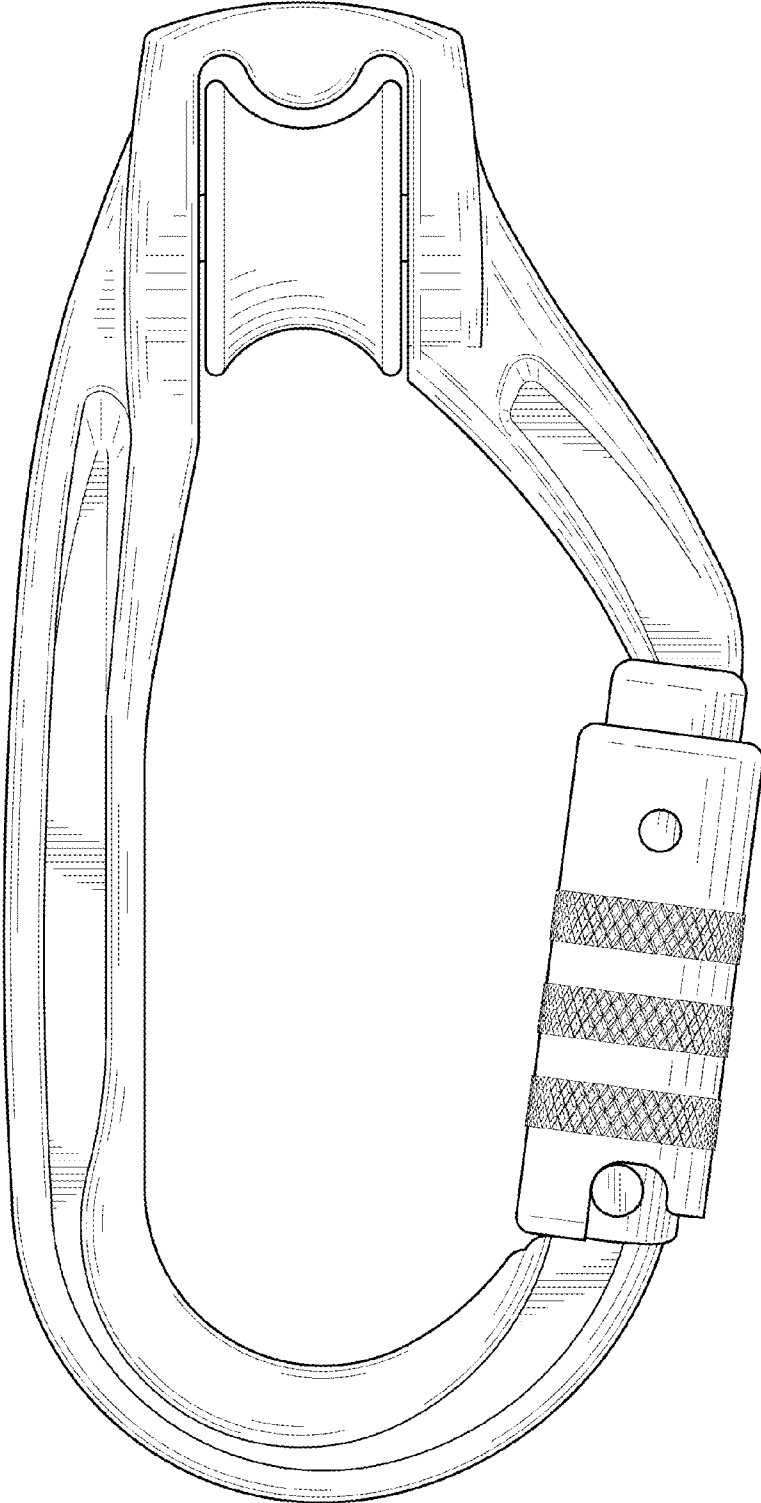


FIG. 2

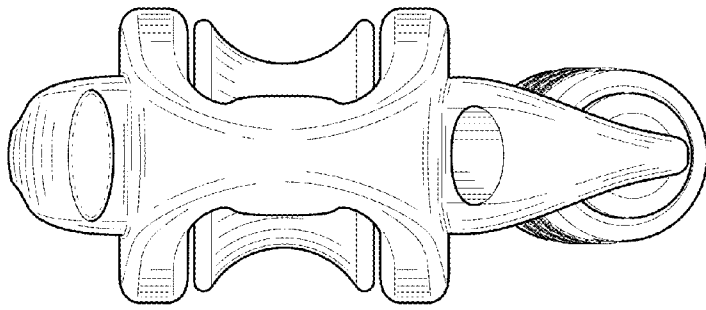


FIG. 3

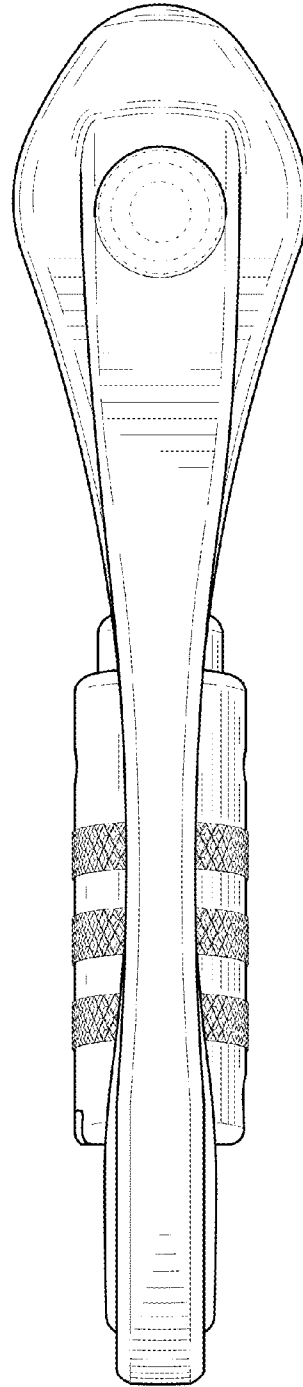


FIG. 4

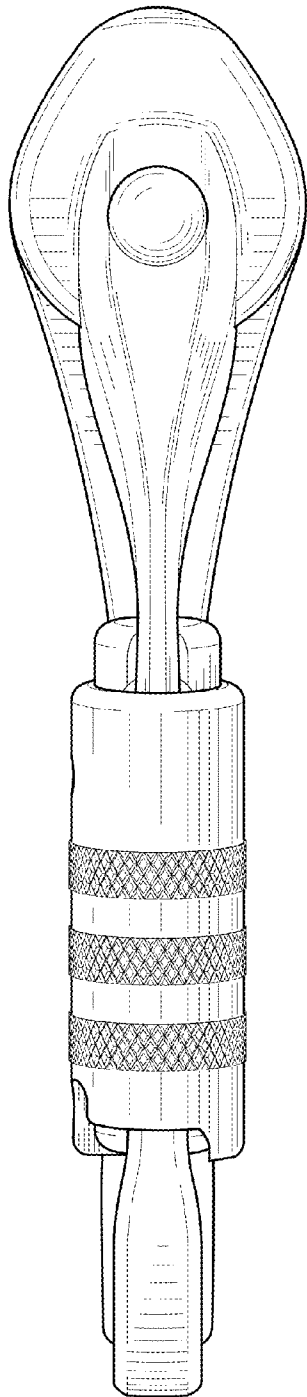


FIG. 5

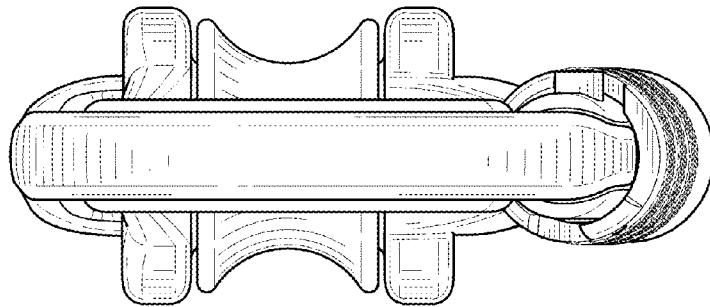


FIG. 6