



US00D409342S

United States Patent [19]

[11] Patent Number: **Des. 409,342**

Kajimoto et al.

[45] Date of Patent: **** May 4, 1999**

[54] **WINDOW CLEANER WITH A DETACHABLE WIPING PORTION**

D. 393,116	3/1998	Kajimoto et al.	D32/40
4,183,684	1/1980	Avery, Jr.	401/133
4,923,316	5/1990	Fattal	401/138 X
5,432,973	7/1995	Wagner et al.	15/210.1
5,477,581	12/1995	Wind	15/210.1

[75] Inventors: **Shinpei Kajimoto**, Takarazuka;
Toshiaki Nakajo, Hirakata, both of
Japan

FOREIGN PATENT DOCUMENTS

[73] Assignee: **Matsushita Electric Works, Ltd.**,
Osaka, Japan

1011044 3/1998 Japan .

[**] Term: **14 Years**

Primary Examiner—Susan J. Lucas
Assistant Examiner—Cynthia E. Ramirez
Attorney, Agent, or Firm—Burns, Doane, Swecker &
Mathis, L.L.P.; William A. Knoeller

[21] Appl. No.: **29/085,029**

[57] CLAIM

[22] Filed: **Mar. 16, 1998**

The ornamental design for a window cleaner with detachable wiping portion, as shown and described.

[30] Foreign Application Priority Data

DESCRIPTION

Sep. 17, 1997 [JP] Japan 9-68213

[51] **LOC (6) Cl.** **08-05**

[52] **U.S. Cl.** **D32/40; D4/137**

[58] **Field of Search** D32/40, 35, 43;
D4/137; 15/244.1, 244.4, 218.1, 220.4,
229.11, 209.1, 210.1, DIG. 14; 401/137,
138, 140, 203, 133

FIG. 1 is a perspective view showing the handle, right side and one end of our design for a window cleaner with detachable wiping portion, said detachable wiping portion being shown in the assembled position;

FIG. 2 is a right side elevational view thereof; the left side elevational view is a mirror image of FIG. 2;

FIG. 3 is a top plan view thereof;

FIG. 4 is a bottom plan view thereof with the wiping portion in the assembled position; and,

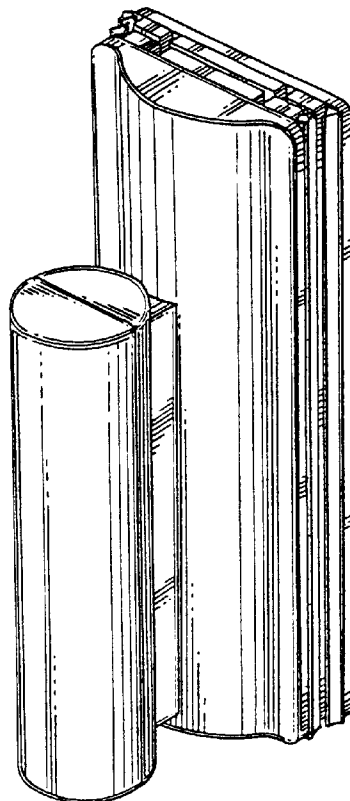
FIG. 5 is an elevational view from one end thereof; the opposite end is a mirror image of FIG. 5.

[56] References Cited

U.S. PATENT DOCUMENTS

D. 256,190	8/1980	Janssen .	
D. 260,845	9/1981	Friebel D32/40
D. 304,513	11/1989	Loffredo D32/40
D. 386,849	11/1997	Dehavilland D32/40
D. 392,079	3/1998	Omerza D32/52

1 Claim, 3 Drawing Sheets



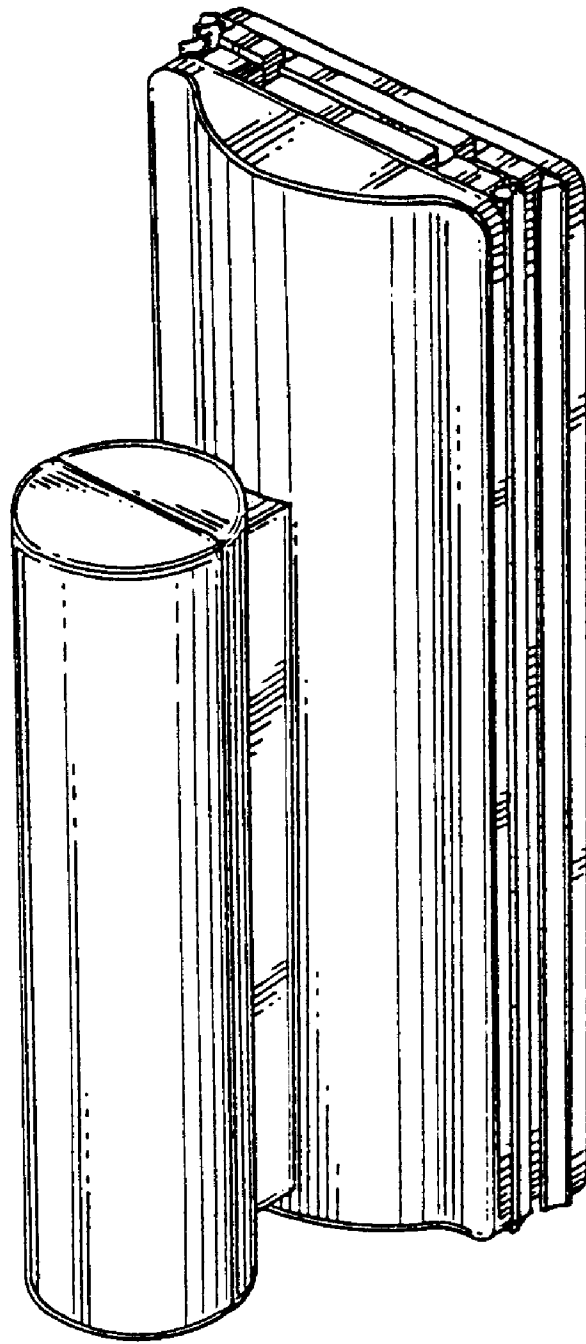


FIG. 1

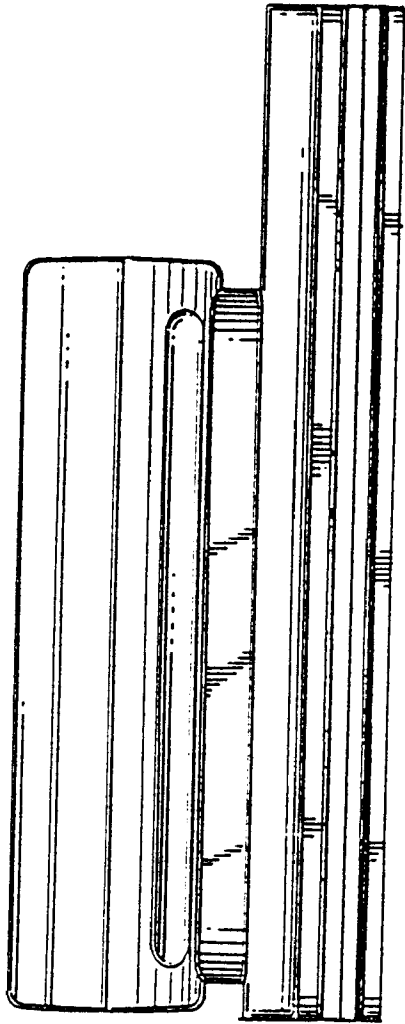


FIG. 2




FIG. 5




FIG. 3

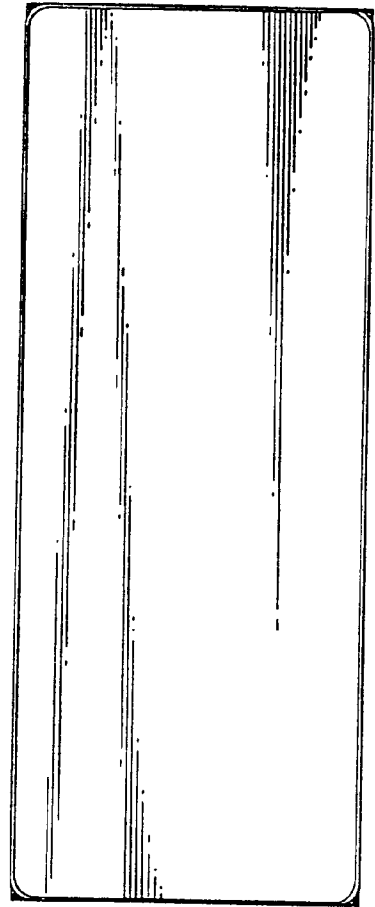


FIG. 4