

No. 641,407.

Patented Jan. 16, 1900.

E. L. SCHACHT.
SASH FASTENER.

(Application filed May 22, 1899.)

(No Model.)

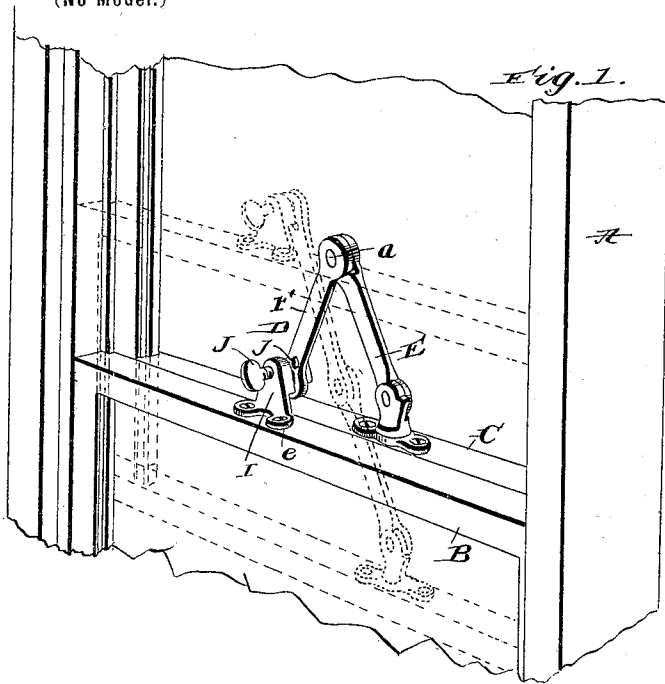
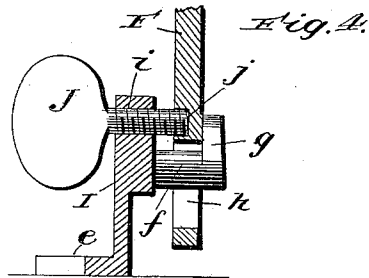
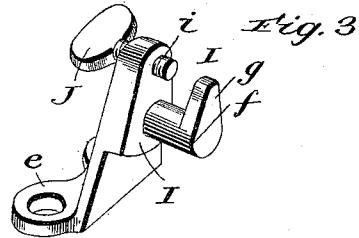
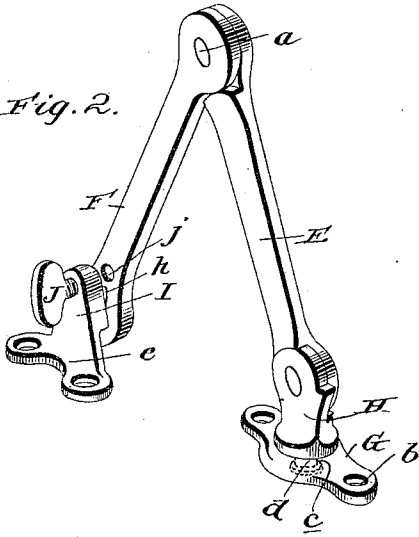


Fig. 2.



Witnesses:

E. Spaulder
J. H. Crony

Inventor
Edward L. Schacht.
BY *James J. Shuchy*
Attorney

UNITED STATES PATENT OFFICE.

EDWARD LOUIS SCHACHT, OF CHICAGO, ILLINOIS.

SASH-FASTENER.

SPECIFICATION forming part of Letters Patent No. 641,407, dated January 16, 1900.

Application filed May 22, 1899. Serial No. 717,790. (No model.)

To all whom it may concern:

Be it known that I, EDWARD LOUIS SCHACHT, a citizen of the United States, residing at Chicago, in the county of Cook and State of Illinois, have invented new and useful Improvements in Sash-Fasteners, of which the following is a specification.

My invention relates to sash-fasteners and contemplates the provision of a simple and inexpensive fastener for sliding sashes, the same being adapted to hold the sashes against further opening when partially opened for ventilation purposes and being also adapted to lock the sashes in their closed positions.

With the foregoing ends in view the invention will be fully understood from the following description and claims when taken in conjunction with the annexed drawings, in which—

Figure 1 is a perspective view illustrating two sliding sashes and my improved fastener applied thereto, the said sashes and the fastener being shown in a closed position by full lines and in a partially-opened position by broken lines. Fig. 2 is an enlarged perspective view of the fastener removed from the sashes. Fig. 3 is a detail perspective view of a fixture forming part of the fastener and designed to be connected to one of the sashes. Fig. 4 is a transverse section taken through said fixture and one of the links of the fastener and showing said link as fixed with respect to the fixture.

In the said drawings similar letters designate corresponding parts in all of the several views, referring to which—

A is a window-casing, and B C the lower and upper sashes, respectively, of a window.

D is my improved fastener, which is of metal. This fastener in the preferred embodiment of the invention comprises two links E F, the inner ends of which are rabbeted, lapped, and pivotally connected through the medium of a rivet *a*, formed integral with the rabbeted end of one, a plate G having apertures *b* for the passage of attaching-screws and also having a central aperture *c*, a bracket H, having a trunnion *d* journaled and secured in the aperture *c* of the plate G and also having its outer end rabbeted and lapped with and pivotally connected to the correspondingly-rabbeted outer end of the link E, and a

fixture I. The fixture I has an apertured base-flange *e* and a lug *f*, which terminates at its outer end in a lateral elongated head *g* of a size to take through a correspondingly-shaped aperture *h* in the link F. Said fixture is also provided with a threaded aperture *i*, this latter receiving the shank of a thumb-screw J, which is designed to take into a socket or depression *j* in the link F, and thereby fix said link with respect to the fixture.

In applying my improved fastener the plate G is connected by screws or the like to the upper side of the lower rail of the upper sash C, and the fixture I is similarly connected to the upper side of the upper rail of the lower sash B.

The link F when the sashes are closed is susceptible of ready removal from the lug *f* of the fixture I, this being due to the fact that in such position of the parts the head *g* of the lug and the aperture *h* of the link register. When said link is removed from the lug of fixture I, the sashes may be fully opened in the ordinary manner. When, however, said link is on the lug *f*, the upper sash may be lowered a slight distance or the lower sash may be raised a slight distance, but no farther, and when the upper sash is slightly lowered or the lower sash slightly raised both sashes are locked and cannot be released. This latter is due to the fact that incident to the raising of the lower sash or the lowering of the upper sash the link F is swung on the lug *f* of fixture I and its elongated aperture *h* is caused to assume a position at an angle to the head *g* of said lug.

It follows from the foregoing that when the upper sash is lowered or the lower sash is raised both sashes are securely locked and ventilation is afforded without danger of burglars intruding. It also follows that with the link F on lug *f* both sashes are automatically locked by simply raising the lower sash or lowering the upper sash.

When it is desired to lock both the lower and upper sashes in their closed positions, it is simply necessary to turn the thumb-screw J inwardly, so as to cause its shank to enter the socket or depression *j* in the link F, when said link will be secured against turning on the lug *f* and will serve in turn to prevent

movement of either of the sashes. To unlock the sashes, it is simply necessary to turn the screw J out of the depression in the link F.

I have entered into a specific description of the construction and relative arrangement of the parts embraced in the preferred embodiment of my invention in order to impart a full, clear, and exact understanding of the same. I do not desire, however, to be understood as confining myself to such specific construction and arrangement of parts, as such changes or modifications may be made in practice as fairly fall within the scope of my invention.

Having thus described my invention, what I claim is—

1. A fastener comprising two flexibly-connected links, one of which is provided with an aperture *h* and a depression *j*, and the other with means for attaching it to a window-sash or the like, a fixture adapted to be attached to a window-sash or the like and having a threaded aperture and also having

a lug provided with a head shaped in conformity to and adapted to pass through the aperture *h* of the link, and a screw bearing in the threaded aperture of the fixture and adapted to enter the depression *j* of the said link, substantially as specified.

2. In a sash-fastener, the combination of lower and upper sashes, two flexibly-connected links, one of which is provided with an aperture *h*, means connecting the other link to one sash, and a fixture connected to the other sash and having a lug provided with a head shaped in conformity to and adapted to pass through the aperture *h* of the link, substantially as specified.

In testimony whereof I have hereunto set my hand in presence of two subscribing witnesses.

EDWARD LOUIS SCHACHT.

Witnesses:

JOHN BURDETT,
H. A. MUNSTERMAN.