



US00D424924S

United States Patent [19] Ackerman

[11] Patent Number: **Des. 424,924**
[45] Date of Patent: **** May 16, 2000**

[54] **COUNTERSUNK CABLE CLAMP**

4,915,653 4/1990 Mair 439/782
5,245,730 9/1993 Martin 24/543
5,941,483 8/1999 Baginski 248/68.1

[75] Inventor: **Charles H. Ackerman**, Litchfield, Conn.

Primary Examiner—B. J. Bullock
Attorney, Agent, or Firm—Alix, Yale & Ristas, LLP

[73] Assignee: **East Coast Lightning Equipment, Inc.**, Winsted, Conn.

[57] CLAIM

[**] Term: **14 Years**

The ornamental design for a countersunk cable clamp, as shown and described.

[21] Appl. No.: **29/109,937**

[22] Filed: **Aug. 26, 1999**

DESCRIPTION

[51] **LOC (7) Cl.** **08-08**

[52] **U.S. Cl.** **D8/396; D13/149**

[58] **Field of Search** D8/383, 394-396; D13/149; 24/135 N, 135 R, 137 WL, 543; 248/69, 65, 68.1, 74.4, 71; 439/781, 782

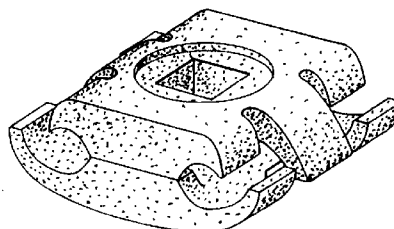
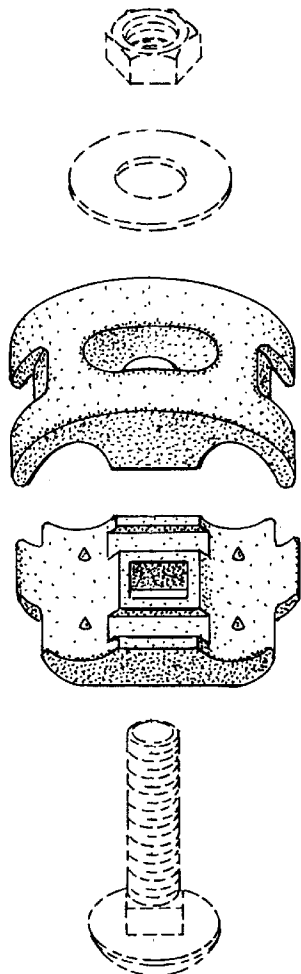
FIG. 1 is a front view of countersunk cable clamp in accordance with my invention, the rear view being symmetrical;
FIG. 2 is a side view thereof, the opposing side being symmetrical;
FIG. 3 is a top view thereof;
FIG. 4 is a bottom view thereof;
FIG. 5 is an exploded view thereof, the broken lines are shown for illustrative purposes only and form no part of the claimed design; and,
FIG. 6 is a perspective view of the bottom thereof.

[56] References Cited

U.S. PATENT DOCUMENTS

1,420,790 6/1922 Varney .
2,963,679 12/1960 Jugle .
3,357,066 12/1967 Moritz .
4,684,196 8/1987 Smith et al. 439/781

1 Claim, 3 Drawing Sheets



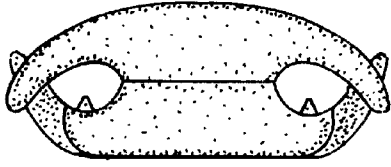


FIG. 1

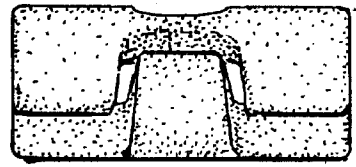


FIG. 2

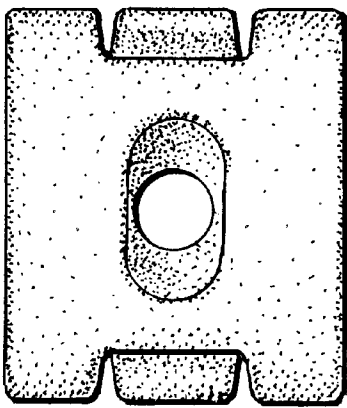


FIG. 3

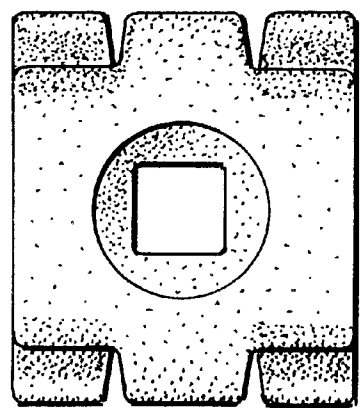


FIG. 4

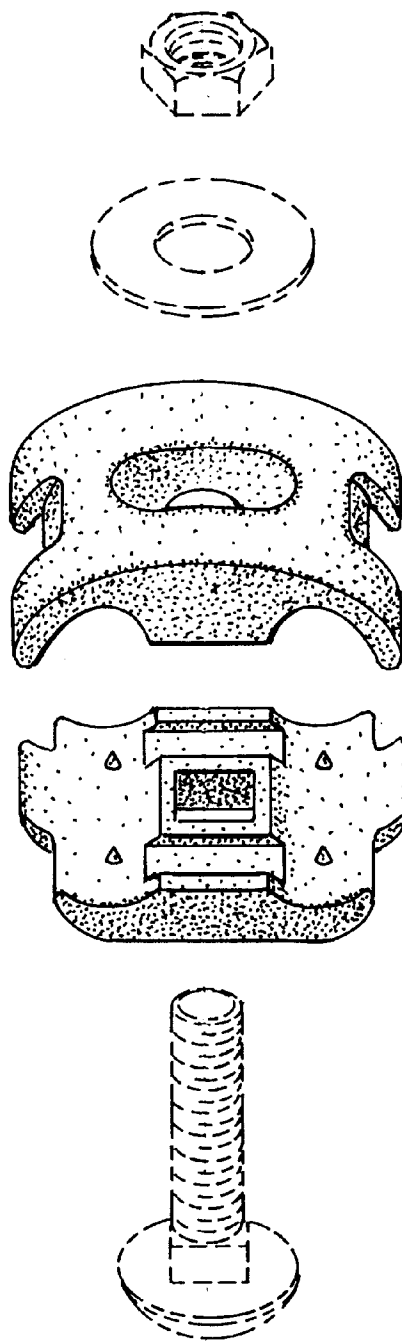


FIG. 5

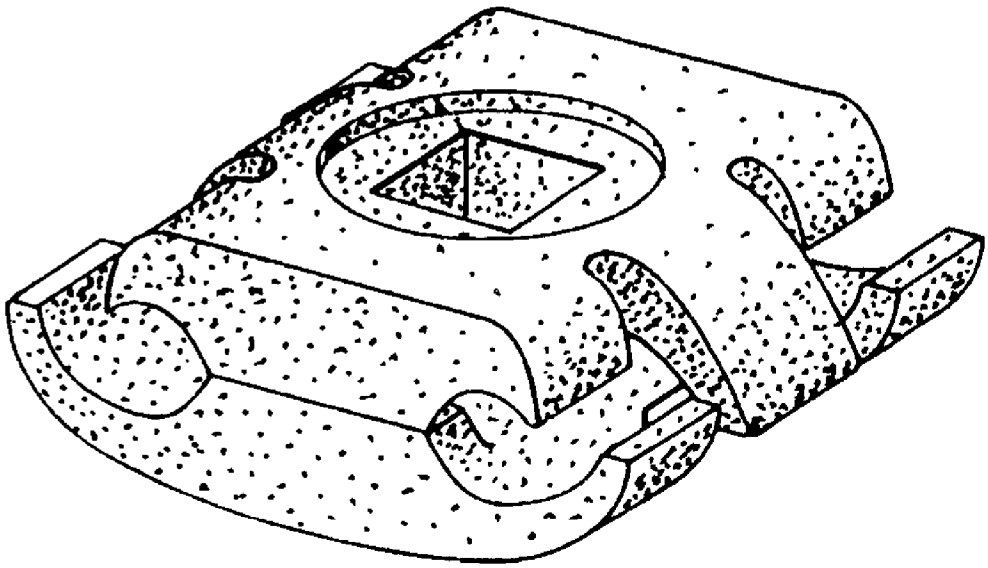


FIG. 6