

(12) STANDARD PATENT
(19) AUSTRALIAN PATENT OFFICE

(11) Application No. **AU 2014307437 B2**

(54) Title
Novel fused pyrimidine compound or salt thereof

(51) International Patent Classification(s)
C07D 519/00 (2006.01) **A61P 43/00** (2006.01)
A61K 31/519 (2006.01) **C07D 487/04** (2006.01)
A61P 35/00 (2006.01) **C07F 5/02** (2006.01)

(21) Application No: **2014307437** (22) Date of Filing: **2014.08.11**

(87) WIPO No: **WO15/022926**

(30) Priority Data

(31) Number	(32) Date	(33) Country
2013-167600	2013.08.12	JP

(43) Publication Date: **2015.02.19**

(44) Accepted Journal Date: **2016.12.15**

(71) Applicant(s)
Taiho Pharmaceutical Co., Ltd.

(72) Inventor(s)
Iguchi, Satoru; Hosoi, Fumihito; Sagara, Takeshi

(74) Agent / Attorney
Phillips Ormonde Fitzpatrick, PO Box 323, Collins Street West, VIC, 8007

(56) Related Art
WO2013/108809

(12) 特許協力条約に基づいて公開された国際出願

(19) 世界知的所有権機関
国際事務局

(43) 国際公開日
2015年2月19日(19.02.2015)



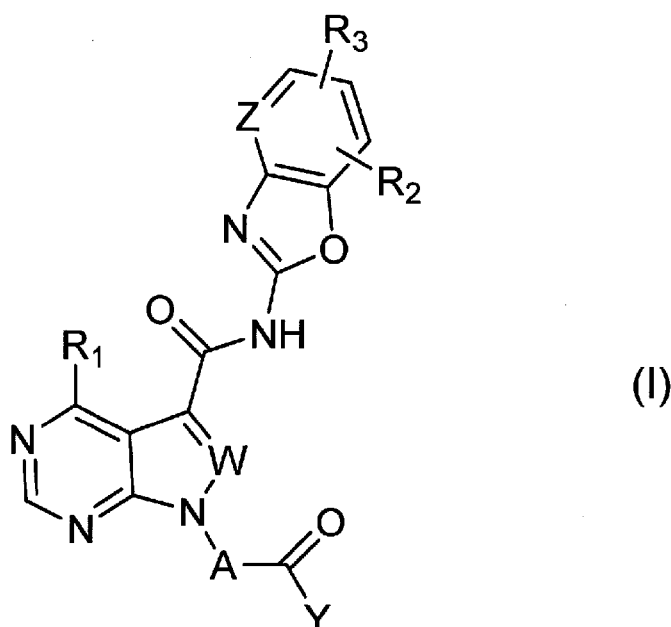
(10) 国際公開番号
WO 2015/022926 A1

- (51) 国際特許分類:
C07D 519/00 (2006.01) A61P 43/00 (2006.01)
A61K 31/519 (2006.01) C07D 487/04 (2006.01)
A61P 35/00 (2006.01) C07F 5/02 (2006.01)
- (21) 国際出願番号: PCT/JP2014/071158
- (22) 国際出願日: 2014年8月11日(11.08.2014)
- (25) 国際出願の言語: 日本語
- (26) 国際公開の言語: 日本語
- (30) 優先権データ:
特願 2013-167600 2013年8月12日(12.08.2013) JP
- (71) 出願人: 大鵬薬品工業株式会社(TAIHO PHARMACEUTICAL CO., LTD.) [JP/JP]; 〒1018444 東京都千代田区神田錦町1-2-7 Tokyo (JP).
- (72) 発明者: 井口 聡(IGUCHI, Satoru); 〒3002611 茨城県つくば市大久保3 大鵬薬品工業株式会社内 Ibaraki (JP). 細井 文仁(HOSOI, Fumihito); 〒3002611 茨城県つくば市大久保3 大鵬薬品工業株式会社内 Ibaraki (JP). 相良 武(SAGARA, Takeshi); 〒3002611 茨城県つくば市大久保3 大鵬薬品工業株式会社内 Ibaraki (JP).
- (74) 代理人: 特許業務法人アルガ特許事務所(THE PATENT CORPORATE BODY ARUGA PATENT OFFICE); 〒1030013 東京都中央区日本橋人形町1丁目3番8号 沢の鶴人形町ビル Tokyo (JP).
- (81) 指定国 (表示のない限り、全ての種類の国内保護が可能): AE, AG, AL, AM, AO, AT, AU, AZ, BA, BB, BG, BH, BN, BR, BW, BY, BZ, CA, CH, CL, CN, CO, CR, CU, CZ, DE, DK, DM, DO, DZ, EC, EE, EG, ES, FI, GB, GD, GE, GH, GM, GT, HN, HR, HU, ID, IL, IN, IR, IS, JP, KE, KG, KN, KP, KR, KZ, LA, LC, LK, LR, LS, LT, LU, LY, MA, MD, ME, MG, MK, MN, MW, MX, MY, MZ, NA, NG, NI, NO, NZ, OM, PA, PE, PG, PH, PL, PT, QA, RO, RS, RU, RW, SA, SC, SD, SE, SG, SK, SL, SM, ST, SV, SY, TH, TJ, TM, TN, TR, TT, TZ, UA, UG, US, UZ, VC, VN, ZA, ZM, ZW.
- (84) 指定国 (表示のない限り、全ての種類の広域保護が可能): ARIPO (BW, GH, GM, KE, LR, LS, MW, MZ, NA, RW, SD, SL, SZ, TZ, UG, ZM, ZW), ユーラシ

[続葉有]

(54) Title: NOVEL FUSED PYRIMIDINE COMPOUND OR SALT THEREOF

(54) 発明の名称: 新規な縮合ピリミジン化合物又はその塩



(57) Abstract: The objective of the present invention is to provide a novel compound which has a BTK inhibitory action and a cytostatic effect. Additionally, the objective of the present invention is also to provide a medicine useful for prevention and/or treatment of diseases in which BTK is involved, in particular cancer, on the basis of the BTK inhibitory action. The present invention provides a compound represented by formula (I) [In the formula, R₁ to R₃, W, A, Y and Z have the same meanings as defined in the specification.] or a salt thereof.

(57) 要約: BTK阻害作用を有し、かつ細胞増殖抑制効果を有する新規な化合物を提供すること。またBTK阻害作用に基づき、該BTKが関与する疾患、特に癌の予防及び／又は治療に有用な医薬を提供すること。式(I) [式中、R₁～R₃、W、A、Y、及びZは明細書中で定義したとおりの意味を有する] で表される化合物又はその塩。

WO 2015/022926 A1



ア (AM, AZ, BY, KG, KZ, RU, TJ, TM), ヨーロッパ
(AL, AT, BE, BG, CH, CY, CZ, DE, DK, EE, ES, FI, FR,
GB, GR, HR, HU, IE, IS, IT, LT, LU, LV, MC, MK, MT,
NL, NO, PL, PT, RO, RS, SE, SI, SK, SM, TR), OAPI
(BF, BJ, CF, CG, CI, CM, GA, GN, GQ, GW, KM, ML,
MR, NE, SN, TD, TG).

添付公開書類:

— 国際調査報告 (条約第 21 条(3))

DESCRIPTION

NOVEL FUSED PYRIMIDINE COMPOUND OR SALT THEREOF

Technical Field

[0001]

The present invention relates to a novel fused pyrimidine compound or a salt thereof, which has Bruton's tyrosine kinase (BTK) inhibitory action, and a pharmaceutical composition containing the same.

Background Art

[0002]

It is disclosed that various protein kinases exist in *in vivo* and are involved in the regulation of a variety of functions. Bruton's tyrosine kinase (BTK) is a protein kinase that belongs to the Tec family kinases, and is a non-receptor tyrosine kinase that plays an important role related to the control of, for example, proliferation, survival, differentiation and activation of B-cells in the downstream of the B cell receptor (BCR) signal (Non-Patent Document 1). An inhibitor capable of controlling the activity of BTK is considered to be useful as a therapeutic agent for diseases associated with abnormal hyperactivity of BTK signaling pathway (for example, cancer).

[0003]

Regarding a compound having BTK inhibitory activity, PCI-32765 (Non-Patent Document 2) and the compounds described in Patent Documents 1 and 2 are disclosed.

The compounds disclosed in Patent Documents 1 and 2 are also disclosed to exhibit high inhibitory activity for EGFR (Epidermal Growth Factor Receptor) and JAK3 (Janus kinase 3) for example, in addition to BTK. However, since such a multikinase inhibitor suppresses, for example, cell proliferation by inhibiting various signaling pathways, there is a concern about a variety of side effects. For example, it is disclosed that EGFR binds to its ligand, for example, the epidermal growth factor (EGF), and participates in the proliferation and survival (for example, inhibition of apoptosis) of various cells (Non-Patent Document 3). However, it is disclosed that inhibitors targeting EGFR cause side effects such as skin disorders and gastrointestinal dysfunction in common, and it is widely supposed that these side effects may be related to the inhibition of the wild type EGFR signaling pathway (Non-Patent Document 4).

Thus, PCI-45292 is disclosed as a compound, which has an inhibitory activity against BTK with a weak inhibitory activity against EGFR (Non-Patent Document 5).

As described above, from the viewpoint of reducing side effects, a highly selective BTK inhibitor, that has a

high inhibitory activity against BTK with low inhibitory activities against other kinases such as EGFR, is desired.

Citation List

Patent Document

[0004]

Patent Document 1: WO 2011/090760

Patent Document 2: WO 2009/158571

Non-Patent Document

[0005]

Non-Patent Document 1: Schaeffer and Schwartzberg, Curr. Op. Imm., 2000, 282-288

Non-Patent Document 2: Proc. Natl. Acad. Sci. USA., 2010 Jul 20; 107(29):13075-80

Non-Patent Document 3: Nature Rev. Cancer, Vol. 6, pp. 803-811 (2006)

Non-Patent Document 4: Nature Rev. Clin. Oncol., Vol. 6, pp. 98-109 (2012)

Non-Patent Document 5: American College of Rheumatology Annual Meeting, Atlanta, GA, 6-11 November, 2010)

[0005a]

The discussion of documents, acts, materials, devices, articles and the like is included in this specification solely for the purpose of providing a context for the present invention. It is not suggested or represented that

any or all of these matters formed part of the prior art base or were common general knowledge in the field relevant to the present invention as it existed before the priority date of each claim of this application.

[0005b]

Where the terms "comprise", "comprises", "comprised" or "comprising" are used in this specification (including the claims) they are to be interpreted as specifying the presence of the stated features, integers, steps or components, but not precluding the presence of one or more other features, integers, steps or components, or group thereof.

Summary of Invention

[0006]

An aspect of the present invention is to provide a

novel compound that strongly inhibits BTK selectively over EGFR, or a salt thereof, and a pharmaceutical composition including this compound.

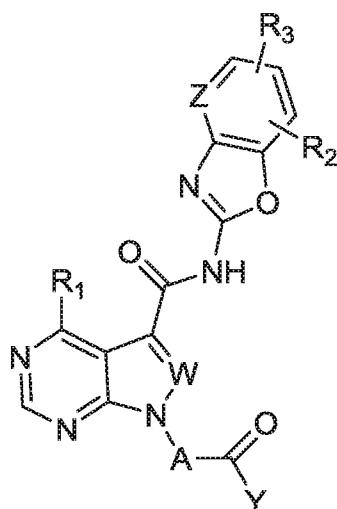
[0007]

The inventors of the present invention conducted extensive investigations in order to achieve the issues described above, and as a result, the inventors found that a group of compounds represented by the following formula (I) exhibit an excellent inhibitory activity against BTK and excellent kinase selectivity, and are useful as medicines for treating diseases involving BTK, such as cancer. Thus, the inventors completed the present invention.

[0008]

That is, the present invention is to provide a compound represented by the following general formula (I), or a salt thereof:

[0009]



(I)

[0010]

wherein A represents $-(CH_2)_n-X-$, $-(CH_2)_m-NH-$, or $-(C3-C7$ cycloalkylene)-NH-;

n represents an integer from 0 to 2;

m represents an integer from 1 to 4;

X represents a nitrogen-containing C3-C10 heterocycloalkylene which may have one or more substituents;

Y represents $-C(R_4)=C(R_5)(R_6)$ or $-C\equiv C-R_7$;

W and Z each independently represent N or CH;

R₁ represents an amino group which may have one or more substituents;

R₂ and R₃, which may be identical or different, each represent a hydrogen atom, a halogen atom, a C1-C6 alkyl group which may have one or more substituents, a C1-C6 alkoxy group which may have one or more substituents, a C3-C7 cycloalkyl group which may have one or more substituents,

a C₆-C₁₄ aromatic hydrocarbon group which may have one or more substituents, a 4-membered to 10-membered monocyclic or polycyclic unsaturated heterocyclic group containing 1 to 3 heteroatoms of the same kind or different kinds selected from a nitrogen atom, an oxygen atom and a sulfur atom, which may have one or more substituents, or a cyano group; and

R₄, R₅, R₆ and R₇, which may be identical or different, each represent a hydrogen atom, or a C₁-C₆ alkyl group which may have one or more substituents.

[0011]

Furthermore, the present invention is to provide a probe compound containing a compound represented by the above general formula (I) or a salt thereof, a detectable label or affinity tag, and a linker, in which the linker links the compound to the label or the tag.

Furthermore, the present invention is to provide a BTK inhibitor containing a compound represented by the above general formula (I) or a salt thereof as an active ingredient.

Also, the present invention is to provide a pharmaceutical composition containing a compound represented by the above general formula (I) or a salt thereof.

Furthermore, the present invention is to provide an

anti-tumor agent containing a compound represented by the above general formula (I) or a salt thereof as an active ingredient.

Furthermore, the present invention is to provide a compound represented by the above general formula (I) or a salt thereof, intended for tumor therapy.

Also, the present invention is to provide use of a compound represented by the above formula (I) or a salt thereof, for the production of an anti-tumor agent.

Furthermore, the present invention is to provide a method for treating a tumor, the method including administering a compound represented by the above general formula (I) or a salt thereof.

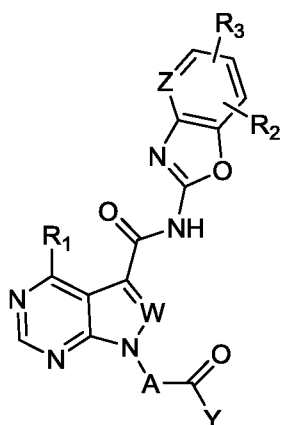
[0012]

As a compound related to the present invention, PCI-32765 that is in a clinical stage is disclosed as a BTK inhibitor. PCI-32765 has a phenoxyphenyl group; however, this compound is significantly different from the compound of the present invention in view of not having a benzoxazole group or an oxazolopyridine group, which represents a feature of the compound of the present invention. Furthermore, the compound of the present invention is characterized by having higher BTK selectivity compared to PCI-32765 (reference compound 1), as described later.

Furthermore, the compounds described in Patent Documents 1 and 2 also do not have a benzoxazole group or an oxazolopyridine group, which is a feature of the compound of the present invention, and their structures are significantly different.

Furthermore, the compound disclosed in WO 2007/067781 is disclosed as a compound having the structure related to the compound of the present invention. However, the compound disclosed therein is a compound which inhibits aurora kinases, and there is no description on the presence or absence of the BTK inhibitory activity. Also, there is no disclosure on specific compounds having a benzoxazole group or an oxazolopyridine group.

In another aspect, the present invention provides a compound represented by the following general formula (I), or a salt thereof:



(I)

wherein A represents $-(CH_2)_n-X-$, $-(CH_2)_m-NH-$, or $-(C3-C7$ cycloalkylene)-NH-;

n represents an integer from 0 to 2;

m represents an integer from 1 to 4;

X represents a nitrogen-containing C3-C10 heterocycloalkylene which may have one or more substituents selected from the group consisting of a halogen atom, a hydroxyl group, a cyano group, a nitro group, an alkyl group, a halogenoalkyl group, a cycloalkyl group, a cycloalkyl-alkyl group, an aralkyl group, an alkenyl group, an alkynyl group, an alkoxy group, a halogenoalkoxy group, a cycloalkoxy group, a cycloalkyl-alkoxy group, an aralkyloxy group, an alkylthio group, a cycloalkyl-alkylthio group, an amino group, a mono- or dialkylamio group, a cycloalkyl-alkylamino group, an acyl group, an acyloxy group, an oxo group, a carboxyl group, an alkoxycarbonyl group, an aralkyloxycarbonyl group, a carbamoyl group, a saturated or unsaturated heterocyclic group, an aromatic hydrocarbon group, and a saturated heterocyclic oxy group;

Y represents $-C(R_4)=C(R_5)(R_6)$ or $-C\equiv C-R_7$;

W and Z each independently represent N or CH;

R₁ represents an amino group which may have one or more substituents which are defined as above for X;

R₂ and R₃, which may be identical or different, each represent a hydrogen atom, a halogen atom, a C1-C6 alkyl group which may have one or more substituents, a C1-C6 alkoxy group which may have one or more substituents, a C3-C7

cycloalkyl group which may have one or more substituents, a C6-C14 aromatic hydrocarbon group which may have one or more substituents, a 4-membered to 10-membered monocyclic or polycyclic unsaturated heterocyclic group containing 1 to 3 heteroatoms of the same kind or different kinds selected from a nitrogen atom, an oxygen atom and a sulfur atom, which may have one or more substituents, or a cyano group, wherein the one or more substituents are as defined above for X; and

R₄, R₅, R₆ and R₇, which may be identical or different, each represent a hydrogen atom, or a C1-C6 alkyl group which may have one or more substituents which are as defined above for X.

Advantageous Effects of Invention

[0013]

According to the present invention, there is provided a novel compound represented by the above formula (I) or a salt thereof, which is useful as a BTK inhibitor.

It has been made clear that the compound of the present invention or a salt thereof has excellent selective BTK inhibitory activity and exhibits a proliferation suppressing effect on cancer cell lines. Furthermore, since the compound of the present invention or a salt thereof strongly inhibits BTK selectively over EGFR,

adverse side effects can be reduced, and enhancement of safety can be expected.

The compound of the present invention or a salt thereof has an advantage that the compound or salt not only exhibits excellent metabolic stability compared with conventional BTK inhibitors, but good exposure to plasma can be expected, and in addition Cyp inhibitory risk can be avoided.

The compound of the present invention or a salt thereof is useful as a prophylactic and/or therapeutic agent for cancer.

The compound of the present invention or a salt thereof can suppress bone metastasis of cancer or tumors.

Brief Description of Drawing

[0014]

Fig. 1 shows the results of detection by BTK labeling using a fluorescent label compound.

Description of Embodiment

[0015]

The compound represented of the above-described formula (I) of the present invention is a compound having a 1H-pyrazolo[3,4-d]pyrimidine skeleton or a 7H-pyrrolo[2,3-d]pyrimidine skeleton, which is substituted with a

benzoxazole group or an oxazolopyridine group as one or more substituents linked via an amide bond, and the compound is a novel compound that has never been described in any of the prior art citations mentioned above.

[0016]

According to the present specification, examples of the "substituent(s)" include a halogen atom, a hydroxyl group, a cyano group, a nitro group, an alkyl group, a halogenoalkyl group, a cycloalkyl group, a cycloalkyl-alkyl group, an aralkyl group, an alkenyl group, an alkynyl group, an alkoxy group, a halogenoalkoxy group, a cycloalkoxy group, a cycloalkyl-alkoxy group, an aralkyloxy group, an alkylthio group, a cycloalkyl-alkylthio group, an amino group, a mono- or dialkylamino group, a cycloalkyl-alkylamino group, an acyl group, an acyloxy group, an oxo group, a carboxyl group, an alkoxycarbonyl group, an aralkyloxycarbonyl group, a carbamoyl group, a saturated or unsaturated heterocyclic group, an aromatic hydrocarbon group, and a saturated heterocyclic oxy group. When the above-mentioned substituents are present, the number of the substituents is typically 1, 2 or 3.

[0017]

Examples of the "halogen atom" according to the present specification include a fluorine atom, a chlorine atom, a bromine atom, and an iodine atom.

[0018]

The "alkyl group" according to the present specification may be any of a linear group or a branched group, and examples thereof include C1-C6 alkyl groups such as a methyl group, an ethyl group, an n-propyl group, an isopropyl group, an n-butyl group, an isobutyl group, a tert-butyl group, an n-pentyl group, an isopentyl group, and a hexyl group.

[0019]

The "halogenoalkyl group" according to the present specification is a linear or branched alkyl group having 1 to 6 carbon atoms and 1 to 13 halogen atoms (halogeno-C1-C6 alkyl group), and examples thereof include halogeno-C1-C6 alkyl groups such as a fluoromethyl group, a difluoromethyl group, a trifluoromethyl group, a trichloromethyl group, a fluoroethyl group, a 1,1,1-trifluoroethyl group, a monofluoro-n-propyl group, a perfluoro-n-propyl group, and a perfluoroisopropyl group, while preferred examples include halogeno-C1-C4 alkyl groups.

[0020]

Specific examples of the "cycloalkyl group" according to the present specification include C3-C7 cycloalkyl groups such as cyclopropyl, cyclobutyl, cyclopentyl, cyclohexyl, and cycloheptyl. The "cycloalkylene" according to the present specification represents a divalent

cycloalkyl.

[0021]

Examples of the "cycloalkyl-alkyl group" according to the present specification include C3-C7 cycloalkyl-substituted C1-C4 alkyl groups such as a cyclopropylmethyl group, a cyclobutylmethyl group, a cyclopentylmethyl group, a cyclohexylmethyl group, and a cycloheptylmethyl group.

[0022]

Examples of the "aralkyl group" according to the present specification include C7-C13 aralkyl groups such as a benzyl group, a phenethyl group, a naphthylmethyl group, and a fluorenylmethyl group.

[0023]

The "alkenyl group" according to the present specification means an unsaturated hydrocarbon group which may be any of a linear group, a branched group or a cyclic group, and has at least one double bond. Examples thereof include C2-C6 alkenyl groups such as a vinyl group, an allyl group, a 1-propenyl group, a 2-methyl-2-propenyl group, an isopropenyl group, a 1-, 2- or 3-butenyl group, a 2-, 3- or 4-pentenyl group, a 2-methyl-2-butenyl group, a 3-methyl-2-butenyl group, a 5-hexenyl group, a 1-cyclopentenyl group, a 1-cyclohexenyl group, and a 3-methyl-3-butenyl group.

[0024]

The "alkynyl group" according to the present specification means an unsaturated hydrocarbon group which may be any of a linear group, a branched group or a cyclic group, and has at least one triple bond. Examples thereof include C2-C6 alkynyl groups such as an ethynyl group, a 1- or 2-propynyl group, a 1-, 2- or 3-butynyl group, and a 1-methyl-2-propynyl group.

[0025]

The "alkoxy group" according to the present specification may be any of a linear group or a branched group, and examples thereof include C1-C6 alkoxy groups such as a methoxy group, an ethoxy group, a propoxy group, an isopropoxy group, a butoxy group, an isobutoxy group, a tert-butoxy group, a pentyloxy group, an isopentyloxy group, and a hexyloxy group.

[0026]

The "halogenoalkoxy group" according to the present specification is a linear or branched alkoxy group having 1 to 6 carbon atoms and 1 to 13 halogen atoms (halogeno-C1-C6 alkoxy group), and examples thereof include halogeno-C1-C6 alkoxy groups such as a fluoromethoxy group, a difluoromethoxy group, a trifluoromethoxy group, a trichloromethoxy group, a fluoroethoxy group, a 1,1,1-trifluoroethoxy group, a monofluoro-n-propoxy group, a perfluoro-n-propoxy group, and a perfluoro-isopropoxy group,

while preferred examples include halogeno-C1-C4 alkoxy groups.

[0027]

Specific examples of the "cycloalkoxy group" according to the present specification include C3-C7 cycloalkoxy groups such as a cyclopropoxy group, a cyclobutoxy group, a cyclopentyloxy group, a cyclohexyloxy group, and a cycloheptyloxy group.

[0028]

Examples of the "cycloalkyl-alkoxy group" according to the present specification include C3-C7 cycloalkyl-substituted C1-C4 alkoxy groups such as a cyclopropylmethoxy group, a cyclobutylmethoxy group, a cyclopentylmethoxy group, a cyclohexylmethoxy group, and a cycloheptylmethoxy group.

[0029]

Examples of the "aralkyloxy group" according to the present specification include C7-C13 aralkyloxy groups such as a benzyloxy group, a phenethyloxy group, a naphthylmethyloxy group, and a fluorenylmethyloxy group.

[0030]

The "alkylthio group" according to the present specification may be any of a linear group or a branched group, and examples thereof include C1-C6 alkylthio groups such as a methylthio group, an ethylthio group, an n-

propylthio group, an isopropylthio group, an n-butylthio group, an isobutylthio group, a tert-butylthio group, an n-pentylthio group, an isopentylthio group, and a hexylthio group.

[0031]

Examples of the "cycloalkyl-alkylthio group" according to the present specification include C3-C7 cycloalkyl-substituted C1-C4 alkylthio groups such as a cyclopropylmethylthio group, a cyclobutylmethylthio group, a cyclopentylmethylthio group, a cyclohexylmethylthio group, and a cycloheptylmethylthio group.

[0032]

Examples of the "monoalkylamino group" according to the present specification include amino groups that are monosubstituted with linear or branched C1-C6 alkyl groups, such as a methylamino group, an ethylamino group, an n-propylamino group, an isopropylamino group, an n-butylamino group, an isobutylamino group, a tert-butylamino group, an n-pentylamino group, an isopentylamino group, and a hexylamino group.

[0033]

Examples of the "dialkylamino group" according to the present specification include amino groups that are disubstituted with linear or branched C1-C6 alkyl groups, such as a dimethylamino group, a diethylamino group, a

di(n-propyl)amino group, a diisopropylamino group, a di(n-butyl)amino group, an isobutylamino group, a di(tert-butyl)amino group, a di(n-pentyl)amino group, a diisopentylamino group, and a dihexylamino group.

[0034]

Examples of the "cycloalkyl-alkylamino group" according to the present specification include C3-C7 cycloalkyl-substituted C1-C4 alkylamino groups such as a cyclopropylmethylamino group, a cyclobutylmethylamino group, a cyclopentylmethylamino group, a cyclohexylmethylamino group, and a cycloheptylmethylamino group.

[0035]

The "acyl group" according to the present specification means an alkylcarbonyl group or an arylcarbonyl group.

[0036]

Examples of the "alkylcarbonyl group" according to the present specification include linear or branched (C1-C6 alkyl)carbonyl groups such as methylcarbonyl, ethylcarbonyl, n-propylcarbonyl, isopropylcarbonyl, n-butylcarbonyl, isobutylcarbonyl, tert-butylcarbonyl, n-pentylcarbonyl, isopentylcarbonyl, and hexylcarbonyl.

[0037]

Examples of the "arylcarbonyl group" according to the present specification include (C6-C14 aryl)carbonyl groups

such as phenylcarbonyl, naphthylcarbonyl, fluorenylcarbonyl, anthrylcarbonyl, biphenylcarbonyl, tetrahydronaphthylcarbonyl, chromanylcarbonyl, 2,3-dihydro-1,4-dioxanaphthalenylcarbonyl, indanylcarbonyl, and phenanthrylcarbonyl.

[0038]

The "acyloxy group" according to the present specification means an alkylcarbonyloxy group or an arylcarbonyloxy group.

[0039]

Examples of the "alkylcarbonyloxy group" according to the present specification include linear or branched (C1-C6 alkyl)carbonyloxy groups such as methylcarbonyloxy, ethylcarbonyloxy, n-propylcarbonyloxy, isopropylcarbonyloxy, n-butylcarbonyloxy, isobutylcarbonyloxy, tert-butylcarbonyloxy, n-pentylcarbonyloxy, isopentylcarbonyloxy, and hexylcarbonyloxy.

[0040]

Examples of the "arylcarbonyloxy group" according to the present specification include (C6-C14 aryl)carbonyloxy groups such as phenylcarbonyloxy, naphthylcarbonyloxy, fluorenylcarbonyloxy, anthrylcarbonyloxy, biphenylcarbonyloxy, tetrahydronaphthylcarbonyloxy, chromanylcarbonyloxy, 2,3-dihydro-1,4-dioxanaphthalenylcarbonyloxy, indanylcarbonyloxy, and

phenanthrylcarbonyloxy.

[0041]

The "alkoxycarbonyl group" according to the present specification may be any of a linear group or a branched group, and examples thereof include (C1-C6 alkoxy)carbonyl groups such as a methoxycarbonyl group, an ethoxycarbonyl group, a propoxycarbonyl group, an isopropoxycarbonyl group, a butoxycarbonyl group, an isobutoxycarbonyl group, a tert-butoxycarbonyl group, a pentyloxycarbonyl group, an isopentyloxycarbonyl group, and a hexyloxycarbonyl group.

[0042]

Examples of the "aralkyloxycarbonyl group" according to the present specification include (C7-C13 aralkyl)oxycarbonyl groups such as a benzyloxycarbonyl group, a phenethyloxycarbonyl group, a naphthylmethyloxycarbonyl group, and a fluorenylmethyloxycarbonyl group.

[0043]

The "saturated heterocyclic group" according to the present specification may be a saturated heterocyclic group having heteroatoms selected from a nitrogen atom, an oxygen atom and a sulfur atom, and specific examples thereof include a morpholino group, a 1-pyrrolidinyl group, a piperidino group, a piperazinyl group, a 4-methyl-1-piperazinyl group, a tetrahydrofuranyl group, a

tetrahydropyranyl group, a tetrahydrothiophenyl group, and a thiazolidinyl group, and an oxazolidinyl group.

[0044]

The "unsaturated heterocyclic group" according to the present specification is a monocyclic or polycyclic, fully unsaturated or partially unsaturated heterocyclic group having heteroatoms selected from a nitrogen atom, an oxygen atom and a sulfur atom, and specific examples thereof include an imidazolyl group, a thienyl group, a furyl group, a pyrrolyl group, an oxazolyl group, an isoxazolyl group, a thiazolyl group, an isothiazolyl group, a thiadiazolyl group, a pyrazolyl group, a triazolyl group, a tetrazolyl group, a pyridyl group, a pyrazyl group, a pyrimidinyl group, a pyridazinyl group, an indolyl group, an isoindolyl group, an indazolyl group, a triazolopyridyl group, a benzimidazolyl group, a benzoxazolyl group, a benzothiazolyl group, a benzothienyl group, a benzofuranyl group, a purinyl group, a quinolyl group, an isoquinolyl group, a quinazolinyl group, a quinoxalyl group, a methylenedioxyphenyl group, an ethylenedioxyphenyl group, and a dihydrobenzofuranyl group.

[0045]

Examples of the "aromatic hydrocarbon group" according to the present specification include C6-C14 aromatic hydrocarbon groups such as a phenyl group, a

toluyl group, a xylyl group, a naphthyl group, an anthracenyl group, a phenanthryl group, a fluorenyl group, and a tetrahydronaphthyl group.

[0046]

The "saturated heterocyclic oxy group" according to the present specification is a saturated heterocyclic oxy group having heteroatoms selected from a nitrogen atom, an oxygen atom and a sulfur atom, and specific examples thereof include a morpholinyl group, a 1-pyrrolidinyl group, a piperidinyl group, a piperazinyl group, a 4-methyl-1-piperazinyl group, a tetrahydrofuranyl group, a tetrahydropyranyl group, a tetrahydrothiophenyl group, a thiazolidinyl group, and an oxazolidinyl group.

[0047]

Meanwhile, the expression "CA-CB" in the description on one or more substituents in the present specification indicates that the substituent is one or more substituents whose carbon number is A to B. For example, "C1-C6 alkyl group" indicates an alkyl group having 1 to 6 carbon atoms, and "C6-C14 aromatic hydrocarbon oxy group" indicates an oxy group to which an aromatic hydrocarbon group having 6 to 14 carbon atoms is bonded. Also, the expression "A-membered to B-membered" indicates that the number of atoms that constitute a ring (number of ring members) is A to B.

For example, "4-membered to 10-membered saturated heterocyclic group" means a saturated heterocyclic group whose number of ring members is 4 to 10.

[0048]

In general formula (I), A represents $-(CH_2)_n-X-$, $-(CH_2)_m-NH-$, or $-(C3-C7 \text{ cycloalkylene})-NH-$.

[0049]

n represents an integer from 0 to 2, but n is more preferably 0. Furthermore, m represents an integer from 1 to 4, but m is more preferably 2 or 3, and even more preferably 2. Examples of the C3-C7 cycloalkylene include cyclopropylene, cyclobutylene, cyclopentylene, and cyclohexylene, while cyclohexylene is more preferred.

[0050]

X represents a nitrogen-containing C3-C10 heterocycloalkylene which may have one or more substituents; however, more specifically, X represents a divalent heterocycloalkyl having 3 to 10 carbon atoms, which may have one or more substituents, contains at least one nitrogen atom in the ring, and contains 0 to 2 heteroatoms of the same kind or different kinds selected from an oxygen atom and a sulfur atom (nitrogen-containing C3-C10 heterocycloalkylene). More specific examples thereof include azetidinylene, pyrrolidinylene, piperidinylene, piperazinylene, morpholinylene,

octahydroquinolinylenes, and octahydroindolyls.

Preferably, X represents a heterocycloalkylene having 3 to 5 carbon atoms, which may have one or more substituents and contains one nitrogen atom in the ring (nitrogen-containing C3-C5 heterocycloalkylene), and X is more preferably azetidinylenes, pyrrolidinyls, or piperidinyls, and even more preferably 1,3-azetidinylenes, 1,3-pyrrolidinyls, or 1,3-piperidinyls.

Regarding the substituents on these heterocycloalkylenes, examples include substituents such as those described above; however, it is preferable that the heterocycloalkylenes are unsubstituted.

[0051]

It is preferable that the nitrogen atom of a nitrogen-containing C3-C10 heterocycloalkylene group represented by X is bonded to the carbonyl group of -COY in general formula (I). Furthermore, it is preferable that the nitrogen atom of a nitrogen-containing C3-C5 heterocycloalkylene group represented by X is bonded to the carbonyl group of -COY in general formula (I).

[0052]

A is more preferably $-(CH_2)_n-X-$.

[0053]

In general formula (I), Y represents $-C(R_4)=C(R_5)(R_6)$ or $-C\equiv C-R_7$.

In general formula (I), W and Z each independently represent N or CH. Preferably, when Z is N, W is N, or when Z is CH, W is N or CH.

[0054]

In general formula (I), regarding the "substituent(s)" for the "amino group which may have one or more substituents" represented by R₁, examples include substituents such as those described above; however, it is preferable that the amino group is unsubstituted.

The "amino group which may have one or more substituents" represented by R₁ is preferably an amino group.

[0055]

In general formula (I), the "halogen atom" represented by R₂ or R₃ is preferably a fluorine atom, a chlorine atom, or a bromine atom.

In general formula (I), the "C1-C6 alkyl group" for the "C1-C6 alkyl group which may have one or more substituents" represented by R₂ or R₃ is preferably a C1-C4 alkyl group, and the C1-C6 alkyl group is more preferably a methyl group, an ethyl group, an n-propyl group, an isopropyl group, an n-butyl group, an isobutyl group, or a tert-butyl group, and even more preferably a methyl group or an ethyl group.

Regarding the "substituent(s)" for the "C1-C6 alkyl

group which may have one or more substituents" represented by R_2 or R_3 , it is preferable that the C1-C6 alkyl group is unsubstituted, or has one or more substituents such as a halogen atom or a C1-C4 alkoxy group. It is more preferable that the C1-C6 alkyl group is unsubstituted, or has one or more substituents such as a fluorine atom or a methoxy group. In a case in which the alkyl group has one or more substituents the number of substituents is not particularly limited; however, when the substituent is a halogen atom, the number of substituents is preferably 1 to 3, while when the one or more substituents is a C1-C4 alkoxy group, the number of substituents is preferably 1.

The "C1-C6 alkyl group which may have one or more substituents" represented by R_2 or R_3 is preferably a C1-C6 alkyl group, a halogeno-C1-C6 alkyl group, or a C1-C4 alkoxy-substituted C1-C6 alkyl group; more preferably a C1-C4 alkyl group, a halogeno-C1-C4 alkyl group, or a C1-C4 alkoxy-substituted C1-C4 alkyl group; even more preferably a methyl group, an ethyl group, an n-propyl group, an isopropyl group, an n-butyl group, an isobutyl group, a tert-butyl group, a trifluoromethyl group, a trichloromethyl group, a methoxyethyl group, or an ethoxyethyl group; and still more preferably a methyl group, a trifluoromethyl group, or a methoxyethyl group.

[0056]

In general formula (I), the "C1-C6 alkoxy group" for the "C1-C6 alkoxy group which may have one or more substituents" represented by R_2 or R_3 is preferably a "C1-C4 alkoxy group", and the "C1-C6 alkoxy group" is more preferably a methoxy group, an ethoxy group, an isopropoxy group, or an n-butoxy group, and even more preferably a methoxy group.

Regarding the "substituent(s)" for the "C1-C6 alkoxy group which may have one or more substituents" represented by R_2 or R_3 , examples include substituents such as those described above; however, it is preferable that the C1-C6 alkoxy group is unsubstituted.

The "C1-C6 alkoxy group which may have one or more substituents" represented by R_2 or R_3 is preferably a C1-C6 alkoxy group; more preferably a C1 to C4 alkoxy group; even more preferably a methoxy group, an ethoxy group, an isopropoxy group, or an n-butoxy group; and still more preferably a methoxy group.

[0057]

In general formula (I), The "C3-C7 cycloalkyl group" for the "C3-C7 cycloalkyl group which may have one or more substituents" represented by R_2 or R_3 is preferably a C3-C6 cycloalkyl group, and more preferably a cyclopropyl group, a cyclobutyl group, a cyclopentyl group, or a cyclohexyl group.

[0058]

Regarding the "substituent(s)" for the "C3-C7 cycloalkyl group which may have one or more substituents" represented by R_2 or R_3 , examples include substituents such as those described above; however, it is preferable that the C3-C7 cycloalkyl group is unsubstituted.

[0059]

The "C3-C7 cycloalkyl group which may have one or more substituents" represented by R_2 or R_3 is preferably a C3-C6 cycloalkyl group, and more preferably a cyclopropyl group, a cyclobutyl group, a cyclopentyl group, or a cyclohexyl group.

[0060]

In general formula (I), the "C6-C14 aromatic hydrocarbon group" for the "C6-C14 aromatic hydrocarbon group which may have one or more substituents" represented by R_2 or R_3 is preferably a phenyl group or a naphthyl group, and more preferably a phenyl group.

Regarding the "substituent(s)" for the "C6-C14 aromatic hydrocarbon group which may have one or more substituents" represented by R_2 or R_3 , it is preferable that the C6-C14 aromatic hydrocarbon group is unsubstituted, or has a halogen atom. It is more preferable that the C6-C14 aromatic hydrocarbon group is unsubstituted, or has a chlorine atom or a fluorine atom. When the C6-C14 aromatic

hydrocarbon group has one or more substituents, the number of substituents is not particularly limited; however, the number of substituents is preferably 1 to 3.

The "C6-C14 aromatic hydrocarbon group which may have one or more substituents" represented by R_2 or R_3 is preferably a phenyl group or a naphthyl group, which is unsubstituted or may have one or more substituents with a halogen atom, and is more preferably a phenyl group, a chlorophenyl group, a fluorophenyl group, a dichlorophenyl group, or a trichlorophenyl group; even more preferably a phenyl group or a chlorophenyl group; and particularly preferably a phenyl group or a 4-chlorophenyl group.

[0061]

In general formula (I), the "4-membered to 10-membered monocyclic or polycyclic unsaturated heterocyclic group containing 1 to 3 heteroatoms of the same kind or different kinds selected from a nitrogen atom, an oxygen atom and a sulfur atom" for the "4-membered to 10-membered monocyclic or polycyclic unsaturated heterocyclic group containing 1 to 3 heteroatoms of the same kind or different kinds selected from a nitrogen atom, an oxygen atom and a sulfur atom, which may have one or more substituents" represented by R_2 or R_3 is preferably a 4-membered to 6-membered monocyclic unsaturated heterocyclic group containing one nitrogen atom, oxygen atom or sulfur atom;

more preferably a 4-membered to 6-membered monocyclic unsaturated heterocyclic group containing one sulfur atom; even more preferably a thienyl group; and still more preferably a 2-thienyl group.

Regarding the "substituent(s)" for the "4-membered to 10-membered monocyclic or polycyclic unsaturated heterocyclic group containing 1 to 3 heteroatoms of the same kind or different kinds selected from a nitrogen atom, an oxygen atom and a sulfur atom, which may have one or more substituents" represented by R_2 or R_3 , examples include substituents such as those described above; however, it is preferable that the unsaturated heterocyclic group is unsubstituted.

The "4-membered to 10-membered monocyclic or polycyclic unsaturated heterocyclic group containing 1 to 3 heteroatoms of the same kind or different kinds selected from a nitrogen atom, an oxygen atom and a sulfur atom, which may have one or more substituents" represented by R_2 or R_3 is preferably a 4-membered to 6-membered monocyclic unsaturated heterocyclic group containing one of a nitrogen atom, an oxygen atom or a sulfur atom; more preferably a 4-membered to 6-membered monocyclic unsaturated heterocyclic group containing one sulfur atom; even more preferably a thienyl group; and still more preferably a 2-thienyl group.

[0062]

In general formula (I), the "C1-C6 alkyl group" for the "C1-C6 alkyl group which may have one or more substituents" represented by R₄, R₅ or R₆ is preferably a C1-C4 alkyl group; more preferably a methyl group, an ethyl group, an n-propyl group, an isopropyl group, an n-butyl group, an isobutyl group, or a tert-butyl group; and even more preferably a methyl group.

[0063]

Regarding the "substituent(s)" for the "C1-C6 alkyl group which may have one or more substituents" represented by R₄, R₅ or R₆, it is preferable that the C1-C6 alkyl group is unsubstituted, or has an amino group substituted with two C1-C4 alkyl groups (the C1-C4 alkyl groups may also form a heterocycloalkyl group having a 4-membered to 8-membered ring, together with the nitrogen atom to which these alkyl groups are bonded). It is more preferable that the C1-C6 alkyl group is unsubstituted, or has a dimethylamino group, a methylethylamino group, a diethylamino group, a methylisopropylamino group, a 1-piperidinyl group, or a 1-pyrrolidinyl group. When the "C1-C6 alkyl group which may have one or more substituents" has one or more substituents, the number of substituents is not particularly limited; however, the number of substituents is preferably 1.

[0064]

The "C1-C6 alkyl group which may have one or more substituents" represented by R_4 , R_5 or R_6 is preferably a C1-C4 alkyl group, or a C1-C4 alkyl group that is substituted with an amino group substituted with two C1-C4 alkyl groups (the C1-C4 alkyl groups may form a heterocycloalkyl group having a 4-membered to 8-membered ring, together with the nitrogen atom to which these alkyl groups are bonded). More preferred examples thereof include a methyl group, an ethyl group, an n-propyl group, an isopropyl group, an n-butyl group, a dimethylaminomethyl group, a methylethylaminomethyl group, a diethylaminomethyl group, a methylisopropylaminomethyl group, a dimethylaminoethyl group, a diethylaminoethyl group, a 1-piperidinylmethyl group, and a 1-pyrrolidinylmethyl group.

[0065]

In general formula (I), the "C1-C6 alkyl group" for the "C1-C6 alkyl group which may have one or more substituents" represented by R_7 is preferably a C1-C4 alkyl group; more preferably a methyl group, an ethyl group, an n-propyl group, an isopropyl group, or an n-butyl group; and even more preferably a methyl group.

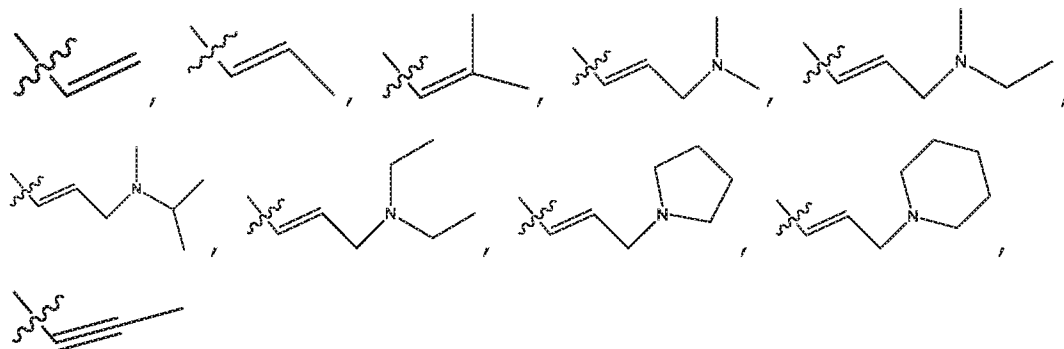
Regarding the "substituent(s)" for the "C1-C6 alkyl group which may have one or more substituents" represented by R_7 , examples include substituents such as those described above; however, it is preferable that the C1-C6

alkyl group is unsubstituted.

The "C1-C6 alkyl group which may have one or more substituents" represented by R_7 is preferably a C1-C4 alkyl group; more preferably a methyl group, an ethyl group, an n-propyl group, an isopropyl group, or an n-butyl group; and even more preferably a methyl group.

In general formula (I), $-C(R_4)=C(R_5)(R_6)$ or $-C\equiv C-R_7$ represented by Y is particularly preferably any one selected from:

[0066]



[0067]

[0068]

In regard to the compound of the present invention represented by general formula (I), preferred is a compound, or a salt thereof, in which:

A represents $-(CH_2)_n-X-$;

n represents 0;

X represents a nitrogen-containing C3-C10 heterocycloalkylene;

Y represents $-C(R_4)=C(R_5)(R_6)$ or $-C\equiv C-R_7$;

W and Z each independently represent N or CH;

R₁ represents an amino group;

R₂ and R₃, which may be identical or different, each represent a hydrogen atom, a halogen atom, a C1-C6 alkyl group which may have one or more substituents, a C1-C6 alkoxy group which may have one or more substituents, a C3-C7 cycloalkyl group which may have one or more substituents, a C6-C14 aromatic hydrocarbon group which may have one or more substituents, a 4-membered to 10-membered, monocyclic or polycyclic unsaturated heterocyclic group containing 1 to 3 heteroatoms of the same kind or different kinds selected from a nitrogen atom, an oxygen atom and a sulfur atom, which may have one or more substituents, or a cyano group; and

R₄, R₅, R₆ and R₇, which may be identical or different, each represent a hydrogen atom, or a C1-C6 alkyl group which may have one or more substituents.

[0069]

In this case, in regard to the compound of the present invention represented by general formula (I), more preferred is a compound, or a salt thereof, in which:

A represents $-(CH_2)_n-X-$;

n represents 0;

X represents a nitrogen-containing C3-C10

heterocycloalkylene (here, the nitrogen atom is bonded to the carbonyl group of -COY in the general formula (I));

Y represents $-C(R_4)=C(R_5)(R_6)$ or $-C\equiv C-R_7$;

W and Z each independently represent N or CH;

R₁ represents an amino group;

R₂ and R₃, which may be identical or different, each represent a hydrogen atom, a halogen atom, a C1-C6 alkyl group which may have one or more substituents, a C1-C6 alkoxy group which may have one or more substituents, a C3-C7 cycloalkyl group which may have one or more substituents, a C6-C14 aromatic hydrocarbon group which may have one or more substituents, a 4-membered to 10-membered, monocyclic or polycyclic unsaturated heterocyclic group containing 1 to 3 heteroatoms of the same kind or different kinds selected from a nitrogen atom, an oxygen atom and a sulfur atom, which may have one or more substituents, or a cyano group; and

R₄, R₅, R₆ and R₇, which may be identical or different, each represent a hydrogen atom or a C1-C6 alkyl group which may have one or more substituents.

[0070]

In regard to the compound of the present invention represented by general formula (I), more preferred is a compound, or a salt thereof, in which:

A represents $-(CH_2)_n-X-$;

n represents 0;

X represents azetidinylene, pyrrolidinylene, or piperidinylene;

Y represents $-C(R_4)=C(R_5)(R_6)$ or $-C\equiv C-R_7$;

W and Z each independently represent N or CH;

R₁ represents an amino group;

R₂ and R₃, which may be identical or different, each represent a hydrogen atom, a halogen atom, a C1-C6 alkyl group which may have one or more substituents, a C1-C6 alkoxy group which may have one or more substituents, a C3-C7 cycloalkyl group which may have one or more substituents, a C6-C14 aromatic hydrocarbon group which may have one or more substituents, a 4-membered to 10-membered, monocyclic or polycyclic unsaturated heterocyclic group containing 1 to 3 heteroatoms of the same kind or different kinds selected from a nitrogen atom, an oxygen atom and a sulfur atom, which may have one or more substituents, or a cyano group; and

R₄, R₅, R₆ and R₇, which may be identical or different, each represent a hydrogen atom or a C1-C6 alkyl group which may have one or more substituents.

[0071]

In this case, in regard to the compound of the present invention represented by general formula (I), more preferred is a compound, or a salt thereof, in which:

A represents $-(CH_2)_n-X-$;

n represents 0;

X represents azetidinylene, pyrrolidinylene, or piperdinylene (here, the nitrogen atom is bonded to the carbonyl group of $-COY$ in the general formula (I));

Y represents $-C(R_4)=C(R_5)(R_6)$ or $-C\equiv C-R_7$;

W and Z each independently represent N or CH;

R₁ represents an amino group;

R₂ and R₃, which may be identical or different, each represent a hydrogen atom, a halogen atom, a C1-C6 alkyl group which may have one or more substituents, a C1-C6 alkoxy group which may have one or more substituents, a C3-C7 cycloalkyl group which may have one or more substituents, a C6-C14 aromatic hydrocarbon group which may have one or more substituents, a 4-membered to 10-membered monocyclic or polycyclic unsaturated heterocyclic group containing 1 to 3 heteroatoms of the same kind or different kinds selected from a nitrogen atom, an oxygen atom and a sulfur atom, which may have one or more substituents, or a cyano group; and

R₄, R₅, R₆ and R₇, which may be identical or different, each represent a hydrogen atom or a C1-C6 alkyl group which may have one or more substituents.

[0072]

In regard to the compound of the present invention

represented by general formula (I), more preferred is a compound, or a salt thereof, in which:

A represents $-(CH_2)_n-X-$;

n represents 0;

X represents azetidinylene, pyrrolidinylene, or piperdinylene;

Y represents $-C(R_4)=C(R_5)(R_6)$ or $-C\equiv C-R_7$;

W and Z each independently represent N or CH;

R₁ represents an amino group;

any one of R₂ and R₃ represents a hydrogen atom or a C1-C6 alkyl group, while the other represents a hydrogen atom, a halogen atom, a C1-C6 alkyl group, a halogeno-C1-C6 alkyl group, a C1-C4 alkoxy-substituted C1-C6 alkyl group, a C1-C6 alkoxy group, a phenyl group which may have one or more substituents with a halogen atom, a 4-membered to 6-membered monocyclic unsaturated heterocyclic group containing a sulfur atom, or a cyano group; and

when Y represents $-C(R_4)=C(R_5)(R_6)$,

R₄, R₅ and R₆, which may be identical or different, each represent a hydrogen atom, a C1-C6 alkyl group, or a C1-C6 alkyl group that is substituted with an amino group substituted with two C1-C6 alkyl groups (the C1-C6 alkyl groups may form a heterocycloalkyl group having a 4-membered to 8-membered ring, together with the nitrogen atom to which these alkyl groups are bonded);

when Y represents $-C\equiv C-R_7$,

R_7 represents a hydrogen atom or a C1-C6 alkyl group.

[0073]

In this case, in regard to the compound of the present invention represented by general formula (I), more preferred is a compound, or a salt thereof, in which:

A represents $-(CH_2)_n-X-$;

n represents 0;

X represents azetidinylene, pyrrolidinylene, or piperdinylene (here, the nitrogen atom is bonded to the carbonyl group of $-COY$ in the general formula (I));

Y represents $-C(R_4)=C(R_5)(R_6)$ or $-C\equiv C-R_7$;

W and Z each independently represent N or CH;

R_1 represents an amino group;

any one of R_2 and R_3 represents a hydrogen atom or a C1-C6 alkyl group, while the other represents a hydrogen atom, a halogen atom, a C1-C6 alkyl group, a halogeno-C1-C6 alkyl group, a C1-C4 alkoxy-substituted C1-C6 alkyl group, a C1-C6 alkoxy group, a phenyl group which may have one or more substituents with a halogen atom, a 4-membered to 6-membered monocyclic unsaturated heterocyclic group containing a sulfur atom, or a cyano group; and

when Y represents $-C(R_4)=C(R_5)(R_6)$,

R_4 , R_5 and R_6 , which may be identical or different, each represent a hydrogen atom, a C1-C6 alkyl group, or a

C1-C6 alkyl group that is substituted with an amino group substituted with two C1-C6 alkyl groups (the C1-C6 alkyl groups may form a heterocycloalkyl group having a 4-membered to 8-membered ring, together with the nitrogen atom to which these alkyl groups are bonded);

when Y represents $-C\equiv C-R_7$,

R_7 represents a hydrogen atom or a C1-C6 alkyl group.

[0074]

In regard to the compound of the present invention represented by general formula (I), more preferred is a compound, or a salt thereof, in which:

A represents $-(CH_2)_n-X-$;

n represents 0;

X represents 1,3-azetidinylene, 1,3-pyrrolidinylene, or 1,3-piperdinylene;

Y represents $-C(R_4)=C(R_5)(R_6)$ or $-C\equiv C-R_7$;

when Z represents N, W represents N, while when Z represents CH, W represents N or CH;

R_1 represents an amino group;

any one of R_2 and R_3 represents a hydrogen atom or a C1-C4 alkyl group, while the other represents a hydrogen atom, a halogen atom, a C1-C4 alkyl group, a halogeno-C1-C4 alkyl group, a C1-C4 alkoxy-substituted C1-C4 alkyl group, a C1-C4 alkoxy group, a phenyl group which may have one or more substituents with a halogen atom, a 4-membered to 6-

membered monocyclic unsaturated heterocyclic group containing a sulfur atom, or a cyano group; and

when Y represents $-C(R_4)=C(R_5)(R_6)$,

R_4 , R_5 and R_6 , which may be identical or different, each represent a hydrogen atom, a C1-C6 alkyl group, or a C1-C6 alkyl group that is substituted with an amino group substituted with two C1-C6 alkyl groups (the C1-C6 alkyl groups may form a heterocycloalkyl group having a 4-membered to 8-membered ring, together with the nitrogen atom to which these alkyl groups are bonded);

when Y represents $-C\equiv C-R_7$,

R_7 represents a hydrogen atom or a C1-C4 alkyl group.

[0075]

In this case, in regard to the compound of the present invention represented by general formula (I), more preferred is a compound, or a salt thereof, in which:

A represents $-(CH_2)_n-X-$;

n represents 0;

X represents 1,3-azetidinylene, 1,3-pyrrolidinylene, or 1,3-piperdinylene (here, the nitrogen atom is bonded to the carbonyl group of $-COY$ in the general formula (I));

Y represents $-C(R_4)=C(R_5)(R_6)$ or $-C\equiv C-R_7$;

when Z represents N, W represents N, while when Z represents CH, W represents N or CH;

R_1 represents an amino group;

any one of R_2 and R_3 represents a hydrogen atom or a C1-C4 alkyl group, while the other represents a hydrogen atom, a halogen atom, a C1-C4 alkyl group, a halogeno-C1-C4 alkyl group, a C1-C4 alkoxy-substituted C1-C4 alkyl group, a C1-C4 alkoxy group, a phenyl group which may have one or more substituents with a halogen atom, a 4-membered to 6-membered monocyclic unsaturated heterocyclic group containing a sulfur atom, or a cyano group; and

when Y represents $-C(R_4)=C(R_5)(R_6)$,

R_4 , R_5 and R_6 , which may be identical or different, each represent a hydrogen atom, a C1-C6 alkyl group, or a C1-C6 alkyl group that is substituted with an amino group substituted with two C1-C6 alkyl groups (the C1-C6 alkyl groups may form a heterocycloalkyl group having a 4-membered to 8-membered ring, together with the nitrogen atom to which these alkyl groups are bonded);

when Y represents $-C\equiv C-R_7$,

R_7 represents a hydrogen atom or a C1-C4 alkyl group.

[0076]

In regard to the compound of the present invention represented by general formula (I), more preferred is a compound, or a salt thereof, in which:

A represents $-(CH_2)_n-X-$;

n represents 0;

X represents 1,3-azetidinylene, 1,3-pyrrolidinylene,

or 1,3-piperdinylene;

Y represents $-C(R_4)=C(R_5)(R_6)$ or $-C\equiv C-R_7$;

when Z represents N, W represents N, while when Z represents CH, W represents N or CH;

R_1 represents an amino group;

any one of R_2 and R_3 represents a hydrogen atom or a methyl group, while the other represents a hydrogen atom, a halogen atom, a methyl group, a trifluoromethyl group, a methoxyethyl group, a methoxy group, a phenyl group, a 4-chlorophenyl group, a 2-thienyl group, or a cyano group; and

when Y represents $-C(R_4)=C(R_5)(R_6)$,

R_4 , R_5 and R_6 , which may be identical or different, each represent a hydrogen atom, a methyl group, a dimethylaminomethyl group, a methylethylaminomethyl group, a diethylaminomethyl group, a methylisopropylaminomethyl group, a 1-piperidinylmethyl group, or a 1-pyrrolidinylmethyl group;

when Y represents $-C\equiv C-R_7$,

R_7 represents a methyl group.

[0077]

In this case, in regard to the compound of the present invention represented by general formula (I), more preferred is a compound, or a salt thereof, in which:

A represents $-(CH_2)_n-X-$;

n represents 0;

X represents 1,3-azetidinylene, 1,3-pyrrolidinylene, or 1,3-piperdinylene (here, the nitrogen atom is bonded to the carbonyl group of $-COY$ in the general formula (I));

Y represents $-C(R_4)=C(R_5)(R_6)$ or $-C\equiv C-R_7$;

when Z represents N, W represents N, while when Z represents CH, W represents N or CH;

R_1 represents an amino group;

any one of R_2 and R_3 represents a hydrogen atom or a methyl group, while the other represents a hydrogen atom, a halogen atom, a methyl group, a trifluoromethyl group, a methoxyethyl group, a methoxy group, a phenyl group, a 4-chlorophenyl group, a 2-thienyl group, or a cyano group; and

when Y represents $-C(R_4)=C(R_5)(R_6)$,

R_4 , R_5 and R_6 , which may be identical or different, each represent a hydrogen atom, a methyl group, a dimethylaminomethyl group, a methylethylaminomethyl group, a diethylaminomethyl group, a methylisopropylaminomethyl group, a 1-piperidinylmethyl group, or a 1-pyrrolidinylmethyl group;

when Y represents $-C\equiv C-R_7$,

R_7 represents a methyl group.

[0078]

In regard to the compound of the present invention

represented by general formula (I), more preferred is a compound, or a salt thereof, in which:

A represents $-(CH_2)_n-X-$;

n represents 0;

R₁ represents an amino group;

any one of R₂ and R₃ represents a hydrogen atom or a methyl group, while the other represents a hydrogen atom, a halogen atom, a trifluoromethyl group, a methoxyethyl group, a phenyl group, a 2-thienyl group, or a cyano group;

(1) when Z represent N, and W represents N,

X represents 1,3-piperidinylene, and

Y represents a vinyl group;

(2) when Z represents CH, and W represents N,

X represents 1,3-pyrrolidinylene or 1,3-piperidinylene,

Y represents $-C(R_4)=C(R_5)(R_6)$ or $-C\equiv C-(R_7)$, and

when Y represents $-C(R_4)=C(R_5)(R_6)$,

R₄, R₅ and R₆, which may be identical or different, each represent a hydrogen atom, a methyl group, a dimethylaminomethyl group, a methylethylaminomethyl group, a diethylaminomethyl group, a methylisopropylaminomethyl group, a 1-piperidinylmethyl group, or a 1-pyrrolidinylmethyl group,

when Y represents $-C\equiv C-(R_7)$,

R₇ represents a methyl group; and

(3) when Z represents CH, and W represents CH,
X represents 1,3-azetidinylene or 1,3-pyrrolidinylene,
Y represents $-C(R_4)=C(R_5)(R_6)$, and

R_4 , R_5 and R_6 , which may be identical or different,
each represent a hydrogen atom, a dimethylaminomethyl group,
a methylethylaminomethyl group, a diethylaminomethyl group,
a methylisopropylaminomethyl group, a 1-piperidinylmethyl
group, or a 1-pyrrolidinylmethyl group.

[0079]

In this case, in regard to the compound of the
present invention represented by general formula (I), more
preferred is a compound, or a salt thereof, in which:

A represents $-(CH_2)_n-X-$;

n represents 0;

R_1 represents an amino group;

any one of R_2 and R_3 represents a hydrogen atom or a
methyl group, while the other represents a hydrogen atom, a
halogen atom, a trifluoromethyl group, a methoxyethyl group,
a phenyl group, a 2-thienyl group, or a cyano group;

(1) when Z represents N, and W represents N,

X represents 1,3-piperidinylene (here, the nitrogen
atom is bonded to the carbonyl group of $-COY$ in the general
formula (I)), and

Y represents a vinyl group;

(2) when Z represents CH, and W represents N,

X represents 1,3-pyrrolidinylene or 1,3-piperidinylene (here, the nitrogen atom is bonded to the carbonyl group of -COY in the general formula (I)),

Y represents $\text{-C(R}_4\text{)=C(R}_5\text{)(R}_6\text{)}$ or $\text{-C}\equiv\text{C-(R}_7\text{)}$, and

when Y represents $\text{-C(R}_4\text{)=C(R}_5\text{)(R}_6\text{)}$,

R_4 , R_5 and R_6 , which may be identical or different, each represent a hydrogen atom, a methyl group, a dimethylaminomethyl group, a methylethylaminomethyl group, a diethylaminomethyl group, a methylisopropylaminomethyl group, a 1-piperidinylmethyl group, or a 1-pyrrolidinylmethyl group, e

when Y represents $\text{-C}\equiv\text{C-(R}_7\text{)}$,

R_7 represents a methyl group; and

(3) when Z represents CH , and W represents CH ,

X represents 1,3-azetidinylene or 1,3-pyrrolidinylene (here, the nitrogen atom is bonded to the carbonyl group of -COY in the general formula (I)),

Y represents $\text{-C(R}_4\text{)=C(R}_5\text{)(R}_6\text{)}$, and

R_4 , R_5 and R_6 , which may be identical or different, each represent a hydrogen atom, a dimethylaminomethyl group, a methylethylaminomethyl group, a diethylaminomethyl group, a methylisopropylaminomethyl group, a 1-piperidinylmethyl group, or a 1-pyrrolidinylmethyl group.

[0080]

In regard to the compound of the present invention

represented by general formula (I), more preferred is a compound, or a salt thereof, in which:

A represents $-(CH_2)_n-X-$;

n represents 0;

X represents 1,3-piperidinylene;

Y represents a vinyl group;

Z represents CH;

W represents N;

R₁ represents an amino group; and

any one of R₂ and R₃ represents a hydrogen atom, while the other represents a hydrogen atom, a halogen atom, or a cyano group.

[0081]

In this case, in regard to the compound of the present invention represented by general formula (I), more preferred is a compound, or a salt thereof, in which:

A represents $-(CH_2)_n-X-$;

n represents 0;

X represents 1,3-piperidinylene (here, the nitrogen atom is bonded to the carbonyl group of -COY in the general formula (I));

Y represents a vinyl group;

Z represents CH;

W represents N;

R₁ represents an amino group; and

any one of R_2 and R_3 represents a hydrogen atom, while the other represents a hydrogen atom, a halogen atom, or a cyano group.

[0082]

In regard to the compound of the present invention represented by general formula (I), more preferred is a compound, or a salt thereof, in which:

A represents $-(CH_2)_n-X-$;

n represents 0;

X represents 1,3-piperidinylene;

Y represents a vinyl group;

Z represents CH;

W represents N;

R_1 represents an amino group; and

any one of R_2 and R_3 represents a hydrogen atom, while the other represents a hydrogen atom or a halogen atom.

[0083]

In this case, in regard to the compound of the present invention represented by general formula (I), more preferred is a compound, or a salt thereof, in which:

A represents $-(CH_2)_n-X-$;

n represents 0;

X represents 1,3-piperidinylene (here, the nitrogen atom is bonded to the carbonyl group of $-COY$ in the general

formula (I));

Y represents a vinyl group;

Z represents CH;

W represents N;

R₁ represents an amino group; and

any one of R₂ and R₃ represents a hydrogen atom,
while the other represents a hydrogen atom or a halogen
atom.

[0084]

Specific examples of the compound of the present
invention include those compounds produced in the Examples
described below; however, the compound is not intended to
be limited to these.

Suitable examples of the compound of the present
invention include the following compounds:

(1) (R)-1-(1-acryloylpiperidin-3-yl)-4-amino-N-(5-
chlorobenzo[d]oxazol-2-yl)-1H-pyrazolo[3,4-d]pyrimidine-3-
carboxamide (Example Compound 1)

(2) (R)-1-(1-acryloylpiperidin-3-yl)-4-amino-N-(5-
bromobenzo[d]oxazol-2-yl)-1H-pyrazolo[3,4-d]pyrimidine-3-
carboxamide (Example Compound 2)

(3) (R)-1-(1-acryloylpiperidin-3-yl)-4-amino-N-(5-
(thiophen-2-yl)benzo[d]oxazol-2-yl)-1H-pyrazolo[3,4-
d]pyrimidine-3-carboxamide (Example Compound 3)

(4) (R)-4-amino-N-(5-chlorobenzo[d]oxazol-2-yl)-1-(1-

methacryloylpiperidin-3-yl)-1H-pyrazolo[3,4-d]pyrimidine-3-carboxamide (Example Compound 4)

(5) (R,E)-4-amino-N-(5-chlorobenzo[d]oxazol-2-yl)-1-(1-(but-2-enoyl)piperidin-3-yl)-1H-pyrazolo[3,4-d]pyrimidine-3-carboxamide (Example Compound 5)

(6) (R)-1-(1-acryloylpiperidin-3-yl)-4-amino-N-(5-cyanobenzo[d]oxazol-2-yl)-1H-pyrazolo[3,4-d]pyrimidine-3-carboxamide (Example Compound 6)

(7) (R)-1-(1-acryloylpiperidin-3-yl)-4-amino-N-(5-methoxybenzo[d]oxazol-2-yl)-1H-pyrazolo[3,4-d]pyrimidine-3-carboxamide (Example Compound 7)

(8) (R)-1-(1-acryloylpiperidin-3-yl)-4-amino-N-(5-(2-methoxyethyl)benzo[d]oxazol-2-yl)-1H-pyrazolo[3,4-d]pyrimidine-3-carboxamide (Example Compound 8)

(9) (R)-1-(1-acryloylpiperidin-3-yl)-4-amino-N-(oxazolo[4,5-b]pyridin-2-yl)-1H-pyrazolo[3,4-d]pyrimidine-3-carboxamide (Example Compound 9)

(10) (R)-1-(1-acryloylpiperidin-3-yl)-4-amino-N-(4-methylbenzo[d]oxazol-2-yl)-1H-pyrazolo[3,4-d]pyrimidine-3-carboxamide (Example Compound 10)

(11) (R)-4-amino-N-(5-fluorobenzo[d]oxazol-2-yl)-1-(1-methacryloylpiperidin-3-yl)-1H-pyrazolo[3,4-d]pyrimidine-3-carboxamide (Example Compound 11)

(12) (R)-1-(1-acryloylpiperidin-3-yl)-4-amino-N-(5-fluorobenzo[d]oxazol-2-yl)-1H-pyrazolo[3,4-d]pyrimidine-3-

carboxamide (Example Compound 12)

(13) (R)-1-(1-acryloylpiperidin-3-yl)-4-amino-N-(benzo[d]oxazol-2-yl)-1H-pyrazolo[3,4-d]pyrimidine-3-carboxamide (Example Compound 13)

(14) (R,E)-4-amino-N-(benzo[d]oxazol-2-yl)-1-(1-(but-2-enoyl)piperidin-3-yl)-1H-pyrazolo[3,4-d]pyrimidine-3-carboxamide (Example Compound 14)

(15) (R,E)-4-amino-N-(5-chlorobenzo[d]oxazol-2-yl)-1-(1-(4-(dimethylamino)but-2-enoyl)piperidin-3-yl)-1H-pyrazolo[3,4-d]pyrimidine-3-carboxamide (Example Compound 15)

[0085]

(16) (R,E)-4-amino-N-(5-chlorobenzo[d]oxazol-2-yl)-1-(1-(4-(ethyl(methyl)amino)but-2-enoyl)piperidin-3-yl)-1H-pyrazolo[3,4-d]pyrimidine-3-carboxamide (Example Compound 16)

(17) (R,E)-4-amino-N-(5-chlorobenzo[d]oxazol-2-yl)-1-(1-(4-(diethylamino)but-2-enoyl)piperidin-3-yl)-1H-pyrazolo[3,4-d]pyrimidine-3-carboxamide (Example Compound 17)

(18) (R,E)-4-amino-N-(5-chlorobenzo[d]oxazol-2-yl)-1-(1-(4-(isopropyl(methyl)amino)but-2-enoyl)piperidin-3-yl)-1H-pyrazolo[3,4-d]pyrimidine-3-carboxamide (Example Compound 18)

(19) (R,E)-4-amino-N-(5-chlorobenzo[d]oxazol-2-yl)-1-

(1-(4-(pyrrolidin-1-yl)but-2-enoyl)piperidin-3-yl)-1H-pyrazolo[3,4-d]pyrimidine-3-carboxamide (Example Compound 19)

(20) (R,E)-4-amino-N-(5-chlorobenzo[d]oxazol-2-yl)-1-(1-(4-(piperidin-1-yl)but-2-enoyl)piperidin-3-yl)-1H-pyrazolo[3,4-d]pyrimidine-3-carboxamide (Example Compound 20)

(21) (R,E)-4-amino-N-(5-(thiophen-2-yl)benzo[d]oxazol-2-yl)-1-(1-(4-(dimethylamino)but-2-enoyl)piperidin-3-yl)-1H-pyrazolo[3,4-d]pyrimidine-3-carboxamide (Example Compound 21)

(22) (R)-4-amino-N-(benzo[d]oxazol-2-yl)-1-(1-(but-2-ynoyl)piperidin-3-yl)-1H-pyrazolo[3,4-d]pyrimidine-3-carboxamide (Example Compound 22)

(23) (R)-1-(1-acryloylpiperidin-3-yl)-4-amino-N-(5,6-dimethylbenzo[d]oxazol-2-yl)-1H-pyrazolo[3,4-d]pyrimidine-3-carboxamide (Example Compound 23)

(24) (R)-1-(1-acryloylpyrrolidin-3-yl)-4-amino-N-(5-chlorobenzo[d]oxazol-2-yl)-1H-pyrazolo[3,4-d]pyrimidine-3-carboxamide (Example Compound 24)

(25) (R,E)-4-amino-N-(5-chlorobenzo[d]oxazol-2-yl)-1-(1-(but-2-enoyl)pyrrolidin-3-yl)-1H-pyrazolo[3,4-d]pyrimidine-3-carboxamide (Example Compound 25)

(26) (R,E)-4-amino-N-(5-chlorobenzo[d]oxazol-2-yl)-1-(1-(3-methylbut-2-enoyl)pyrrolidin-3-yl)-1H-pyrazolo[3,4-

d]pyrimidine-3-carboxamide (Example Compound 26)

(27) (R)-1-(1-acryloylpyrrolidin-3-yl)-4-amino-N-(benzo[d]oxazol-2-yl)-1H-pyrazolo[3,4-d]pyrimidine-3-carboxamide (Example Compound 27)

(28) (R)-1-(1-acryloylpyrrolidin-3-yl)-4-amino-N-(5-(thiophen-2-yl)benzo[d]oxazol-2-yl)-1H-pyrazolo[3,4-d]pyrimidine-3-carboxamide (Example Compound 28)

(29) (R)-1-(1-acryloylpyrrolidin-3-yl)-4-amino-N-(5-methylbenzo[d]oxazol-2-yl)-1H-pyrazolo[3,4-d]pyrimidine-3-carboxamide (Example Compound 29)

(30) (R)-1-(1-acryloylpyrrolidin-3-yl)-4-amino-N-(5-fluorobenzo[d]oxazol-2-yl)-1H-pyrazolo[3,4-d]pyrimidine-3-carboxamide (Example Compound 30)

[0086]

(31) (R)-1-(1-acryloylpyrrolidin-3-yl)-4-amino-N-(5-(4-chlorophenyl)benzo[d]oxazol-2-yl)-1H-pyrazolo[3,4-d]pyrimidine-3-carboxamide (Example Compound 31)

(32) (R,E)-4-amino-N-(5-chlorobenzo[d]oxazol-2-yl)-1-(1-(4-(dimethylamino)but-2-enoyl)pyrrolidin-3-yl)-1H-pyrazolo[3,4-d]pyrimidine-3-carboxamide (Example Compound 32)

(33) (R,E)-4-amino-N-(5-chlorobenzo[d]oxazol-2-yl)-1-(1-(4-(ethyl(methyl)amino)but-2-enoyl)pyrrolidin-3-yl)-1H-pyrazolo[3,4-d]pyrimidine-3-carboxamide (Example Compound 33)

(34) (R,E)-4-amino-N-(5-chlorobenzo[d]oxazol-2-yl)-1-(1-(4-(diethylamino)but-2-enoyl)pyrrolidin-3-yl)-1H-pyrazolo[3,4-d]pyrimidine-3-carboxamide (Example Compound 34)

(35) (R,E)-4-amino-N-(5-chlorobenzo[d]oxazol-2-yl)-1-(1-(4-(isopropyl(methyl)amino)but-2-enoyl)pyrrolidin-3-yl)-1H-pyrazolo[3,4-d]pyrimidine-3-carboxamide (Example Compound 35)

(36) (R,E)-4-amino-N-(5-chlorobenzo[d]oxazol-2-yl)-1-(1-(4-(pyrrolidin-1-yl)but-2-enoyl)pyrrolidin-3-yl)-1H-pyrazolo[3,4-d]pyrimidine-3-carboxamide (Example Compound 36)

(37) (R,E)-4-amino-N-(5-chlorobenzo[d]oxazol-2-yl)-1-(1-(4-(piperidin-1-yl)but-2-enoyl)pyrrolidin-3-yl)-1H-pyrazolo[3,4-d]pyrimidine-3-carboxamide (Example Compound 37)

(38) (R)-1-(1-acryloylpyrrolidin-3-yl)-4-amino-N-(5-methoxybenzo[d]oxazol-2-yl)-1H-pyrazolo[3,4-d]pyrimidine-3-carboxamide (Example Compound 38)

(39) (R)-1-(1-acryloylpyrrolidin-3-yl)-4-amino-N-(5-cyanobenzo[d]oxazol-2-yl)-1H-pyrazolo[3,4-d]pyrimidine-3-carboxamide (Example Compound 39)

(40) (R)-1-(1-acryloylpyrrolidin-3-yl)-4-amino-N-(5-(2-methoxyethyl)benzo[d]oxazol-2-yl)-1H-pyrazolo[3,4-d]pyrimidine-3-carboxamide (Example Compound 40)

(41) (R)-1-(1-acryloylpyrrolidin-3-yl)-4-amino-N-(5-phenylbenzo[d]oxazol-2-yl)-1H-pyrazolo[3,4-d]pyrimidine-3-carboxamide (Example Compound 41)

(42) (R,E)-4-amino-N-(5-phenylbenzo[d]oxazol-2-yl)-1-(1-(4-(dimethylamino)but-2-enoyl)pyrrolidin-3-yl)-1H-pyrazolo[3,4-d]pyrimidine-3-carboxamide (Example Compound 42)

(43) (R)-1-(1-acryloylpyrrolidin-3-yl)-4-amino-N-(5-(trifluoromethyl)benzo[d]oxazol-2-yl)-1H-pyrazolo[3,4-d]pyrimidine-3-carboxamide (Example Compound 43)

(44) (R,E)-4-amino-N-(5-(trifluoromethyl)benzo[d]oxazol-2-yl)-1-(1-(4-(dimethylamino)but-2-enoyl)pyrrolidin-3-yl)-1H-pyrazolo[3,4-d]pyrimidine-3-carboxamide (Example Compound 44)

(45) 1-(1-Acryloylazetidin-3-yl)-4-amino-N-(5-chlorobenzo[d]oxazol-2-yl)-1H-pyrazolo[3,4-d]pyrimidine-3-carboxamide (Example Compound 45)

[0087]

(46) 7-(1-Acryloylazetidin-3-yl)-4-amino-N-(5-chlorobenzo[d]oxazol-2-yl)-7H-pyrrolo[2,3-d]pyrimidine-5-carboxamide (Example Compound 46)

(47) (E)-4-amino-N-(5-chlorobenzo[d]oxazol-2-yl)-7-(1-(4-(dimethylamino)but-2-enoyl)azetidin-3-yl)-7H-pyrrolo[2,3-d]pyrimidine-5-carboxamide (Example Compound 47)

47)

(48) (R)-7-(1-acryloylpyrrolidin-3-yl)-4-amino-N-(5-chlorobenzo[d]oxazol-2-yl)-7H-pyrrolo[2,3-d]pyrimidine-5-carboxamide (Example Compound 48)

(49) (R,E)-4-amino-N-(5-chlorobenzo[d]oxazol-2-yl)-7-(1-(4-(dimethylamino)but-2-enoyl)pyrrolidin-3-yl) 7H-pyrrolo[2,3-d]pyrimidine-5-carboxamide (Example Compound 49)

(50) (R,E)-4-amino-N-(5-chlorobenzo[d]oxazol-2-yl)-7-(1-(4-(ethyl(methyl)amino)but-2-enoyl)pyrrolidin-3-yl) 7H-pyrrolo[2,3-d]pyrimidine-5-carboxamide (Example Compound 50)

(51) (R,E)-4-amino-N-(5-chlorobenzo[d]oxazol-2-yl)-7-(1-(4-(diethylamino)but-2-enoyl)pyrrolidin-3-yl) 7H-pyrrolo[2,3-d]pyrimidine-5-carboxamide (Example Compound 51)

(52) (R,E)-4-amino-N-(5-chlorobenzo[d]oxazol-2-yl)-7-(1-(4-(isopropyl(methyl)amino)but-2-enoyl)pyrrolidin-3-yl) 7H-pyrrolo[2,3-d]pyrimidine-5-carboxamide (Example Compound 52)

(53) (R,E)-4-amino-N-(5-chlorobenzo[d]oxazol-2-yl)-7-(1-(4-(pyrrolidin-1-yl)but-2-enoyl)pyrrolidin-3-yl) 7H-pyrrolo[2,3-d]pyrimidine-5-carboxamide (Example Compound 53)

(54) (R,E)-4-amino-N-(5-chlorobenzo[d]oxazol-2-yl)-7-

(1-(4-(piperidin-1-yl)but-2-enoyl)pyrrolidin-3-yl) 7H-pyrrolo[2,3-d]pyrimidine-5-carboxamide (Example Compound 54)

(55) (R)-7-(1-acryloylpyrrolidin-3-yl)-4-amino-N-(5-phenylbenzo[d]oxazol-2-yl)-7H-pyrrolo[2,3-d]pyrimidine-5-carboxamide (Example Compound 55)

(56) (R,E)-4-amino-N-(5-phenylbenzo[d]oxazol-2-yl)-7-(1-(4-(dimethylamino)but-2-enoyl)pyrrolidin-3-yl) 7H-pyrrolo[2,3-d]pyrimidine-5-carboxamide (Example Compound 56)

(57) (R,E)-4-amino-N-(5-phenylbenzo[d]oxazol-2-yl)-7-(1-(4-(ethyl(methyl)amino)but-2-enoyl)pyrrolidin-3-yl) 7H-pyrrolo[2,3-d]pyrimidine-5-carboxamide (Example Compound 57)

(58) (R,E)-4-amino-N-(5-phenylbenzo[d]oxazol-2-yl)-7-(1-(4-(diethylamino)but-2-enoyl)pyrrolidin-3-yl) 7H-pyrrolo[2,3-d]pyrimidine-5-carboxamide (Example Compound 58)

(59) (R,E)-4-amino-N-(5-phenylbenzo[d]oxazol-2-yl)-7-(1-(4-(isopropyl(methyl)amino)but-2-enoyl)pyrrolidin-3-yl) 7H-pyrrolo[2,3-d]pyrimidine-5-carboxamide (Example Compound 59)

(60) (R,E)-4-amino-N-(5-phenylbenzo[d]oxazol-2-yl)-7-(1-(4-(pyrrolidin-1-yl)but-2-enoyl)pyrrolidin-3-yl) 7H-pyrrolo[2,3-d]pyrimidine-5-carboxamide (Example Compound

60)

[0088]

(61) (R,E)-4-amino-N-(5-phenylbenzo[d]oxazol-2-yl)-7-(1-(4-(piperidin-1-yl)but-2-enoyl)pyrrolidin-3-yl)-7H-pyrrolo[2,3-d]pyrimidine-5-carboxamide (Example Compound 61)

(64) (R)-1-(1-acryloylpiperidin-3-yl)-4-amino-N-(7-chlorobenzo[d]oxazol-2-yl)-1H-pyrazolo[3,4-d]pyrimidine-3-carboxamide (Example Compound 64)

(65) (S)-1-(1-acryloylpyrrolidin-3-yl)-4-amino-N-(benzo[d]oxazol-2-yl)-1H-pyrazolo[3,4-d]pyrimidine-3-carboxamide (Example Compound 65)

(66) 1-((1-Acryloylpyrrolidin-3-yl)methyl)-4-amino-N-(benzo[d]oxazol-2-yl)-1H-pyrazolo[3,4-d]pyrimidine-3-carboxamide (Example Compound 66)

(67) 1-((1-Acryloylpiperidin-3-yl)methyl)-4-amino-N-(benzo[d]oxazol-2-yl)-1H-pyrazolo[3,4-d]pyrimidine-3-carboxamide (Example Compound 67)

(68) 1-((1-Acryloylpiperidin-4-yl)methyl)-4-amino-N-(benzo[d]oxazol-2-yl)-1H-pyrazolo[3,4-d]pyrimidine-3-carboxamide (Example Compound 68)

(69) 1-(1-Acryloylpiperidin-4-yl)-4-amino-N-(benzo[d]oxazol-2-yl)-1H-pyrazolo[3,4-d]pyrimidine-3-carboxamide (Example Compound 69)

(70) 1-((1-Acryloylazetidin-3-yl)methyl)-4-amino-N-

(benzo[d]oxazol-2-yl)-1H-pyrazolo[3,4-d]pyrimidine-3-carboxamide (Example Compound 70)

(71) 1-((1S,4S)-4-acrylamidocyclohexyl)-4-amino-N-(benzo[d]oxazol-2-yl)-1H-pyrazolo[3,4-d]pyrimidine-3-carboxamide (Example Compound 71)

(72) 1-((1R,4R)-4-acrylamidocyclohexyl)-4-amino-N-(benzo[d]oxazol-2-yl)-1H-pyrazolo[3,4-d]pyrimidine-3-carboxamide (Example Compound 72)

(73) (S,E)-4-amino-N-(benzo[d]oxazol-2-yl)-1-(1-(4-(dimethylamino)but-2-enoyl)pyrrolidin-3-yl)-1H-pyrazolo[3,4-d]pyrimidine-3-carboxamide (Example Compound 73)

(74) 1-(1-Acryloylazetid-3-yl)-4-amino-N-(benzo[d]oxazol-2-yl)-1H-pyrazolo[3,4-d]pyrimidine-3-carboxamide (Example Compound 74)

(75) 1-((1-Acryloylazetid-3-yl)methyl)-4-amino-N-(5-fluorobenzo[d]oxazol-2-yl)-1H-pyrazolo[3,4-d]pyrimidine-3-carboxamide (Example Compound 75)

[0089]

(76) 1-((1-Acryloylazetid-3-yl)methyl)-4-amino-N-(5-chlorobenzo[d]oxazol-2-yl)-1H-pyrazolo[3,4-d]pyrimidine-3-carboxamide (Example Compound 76)

(77) 1-((1-Acryloylpiperidin-4-yl)methyl)-4-amino-N-(5-fluorobenzo[d]oxazol-2-yl)-1H-pyrazolo[3,4-d]pyrimidine-3-carboxamide (Example Compound 77)

(78) 1-((1S,4S)-4-acrylamidocyclohexyl)-4-amino-N-(5-chlorobenzo[d]oxazol-2-yl)-1H-pyrazolo[3,4-d]pyrimidine-3-carboxamide (Example Compound 78)

(79) 1-(1-Acryloylazetid-3-yl)-4-amino-N-(5-fluorobenzo[d]oxazol-2-yl)-1H-pyrazolo[3,4-d]pyrimidine-3-carboxamide (Example Compound 79)

(80) 1-((1-Acryloylpiperidin-4-yl)methyl)-4-amino-N-(5-chlorobenzo[d]oxazol-2-yl)-1H-pyrazolo[3,4-d]pyrimidine-3-carboxamide (Example Compound 80)

(81) 1-((1S,4S)-4-acrylamidocyclohexyl)-4-amino-N-(5-fluorobenzo[d]oxazol-2-yl)-1H-pyrazolo[3,4-d]pyrimidine-3-carboxamide (Example Compound 81)

(82) 1-(1-Acryloylpyrrolidin-3-yl)-4-amino-N-(benzo[d]oxazol-2-yl)-1H-pyrazolo[3,4-d]pyrimidine-3-carboxamide (Example Compound 82)

(83) 1-(1-Acryloylpyrrolidin-3-yl)-4-amino-N-(5-fluorobenzo[d]oxazol-2-yl)-1H-pyrazolo[3,4-d]pyrimidine-3-carboxamide (Example Compound 83)

(84) 1-(1-Acryloylpyrrolidin-3-yl)-4-amino-N-(5-chlorobenzo[d]oxazol-2-yl)-1H-pyrazolo[3,4-d]pyrimidine-3-carboxamide (Example Compound 84)

(85) 1-(3-Acrylamidopropyl)-4-amino-N-(benzo[d]oxazol-2-yl)-1H-pyrazolo[3,4-d]pyrimidine-3-carboxamide (Example Compound 85)

(86) 1-(2-Acrylamidoethyl)-4-amino-N-(benzo[d]oxazol-2-

yl)-1H-pyrazolo[3,4-d]pyrimidine-3-carboxamide (Example Compound 86)

[0090]

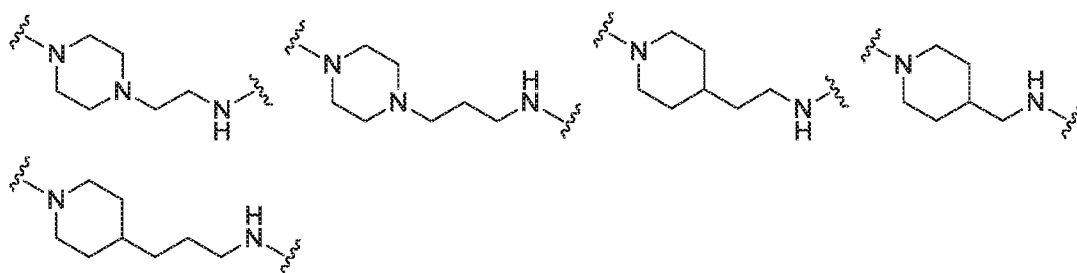
The probe compound according to the present invention includes a detectable label or affinity tag that can be combined with the compound of the present invention, and a linker. The linker links the compound of the present invention to the label or tag.

There are no particular limitations on the detectable label or affinity tag as long as the label or affinity tag can detect the binding of the probe according to the present invention with BTK; however, a label or affinity tag containing a functional group capable of binding to the linker unit through, for example, alkylation or amidation is desired. Preferably, for example, BODIPY (registered trademark) FL, BODIPY (registered trademark) R6G, BODIPY (registered trademark) TMR, BODIPY (registered trademark) 581/591, and BODIPY (registered trademark) TR, are employed as luminophores, and for example, biotin is employed as a binding group. More preferably, BODIPY (registered trademark) FL and biotin are employed.

The linker is not particularly limited as long as the linker is a part that links the label or tag with the compound of the present invention. However, it is desirable that the linker has an appropriate length,

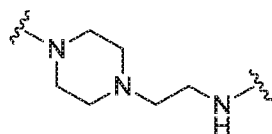
properties that do not significantly affect the compound of the present invention, and a functional group that can extend the label or tag. Preferred examples of the linker include:

[0091]



and a more preferred example is:

[0092]



[0093]

Preferred examples of the probe according to the present invention include 4-amino-N-(benzo[d]oxazol-2-yl)-1-((R)-1-((E)-4-(4-(2-(5-((3aS,4S,6aR)-2-oxohexahydro-1H-thieno[3,4-d]imidazol-4-yl)pentanamido)ethyl)piperazin-1-yl)but-2-enoyl)piperidin-3-yl)-1H-pyrazolo[3,4-d]pyrimidine-3-carboxamide, and (R,E)-7-(3-((2-(4-(4-(3-(4-amino-3-(benzo[d]oxazol-2-yl)carbamoyl)-1H-pyrazolo[3,4-d]pyrimidin-1-yl)piperidin-1-yl)-4-oxobut-2-en-1-yl)piperazin-1-yl)ethyl)amino)-3-oxopropyl) 5,5-difluoro-1,3-dimethyl-5H-dipyrrolo[1,2-c:2',1'-f][1,3,2]diazaborinin-4-ium-5-uide.

[0094]

The binding state of the compound of the present invention and BTK can be detected or quantitatively analyzed by co-treating the probe according to the present invention with, for example, a specimen in the blood or in the spleen, or by co-treating the probe with a cell extract derived from, for example, the blood or the spleen. For the detection or quantitative analysis, for example, biochemical techniques (for example, luminescence and fluorescence) can be used.

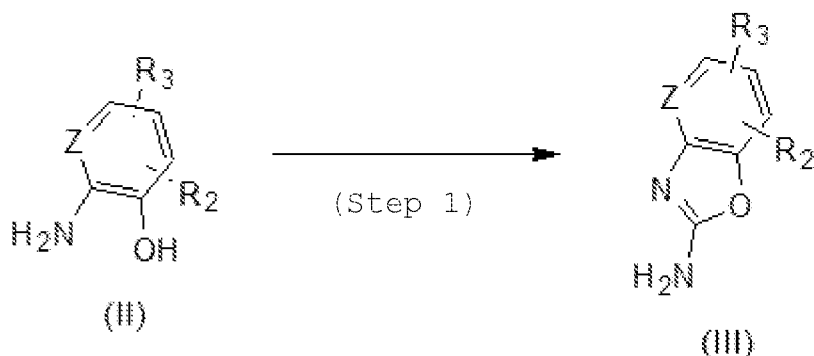
[0095]

Next, a method for producing the compound related to the present invention is explained.

Compound (I) of the present invention can be produced by, for example, the production method described below or by the method disclosed in Examples. However, the method for producing compound (I) of the present invention is not intended to be limited to these reaction examples.

[0096]

Production Method 1



[0097]

wherein Z, R₂ and R₃ respectively have the same meanings as defined above.

[0098]

(Step 1) The present step is a process for synthesizing a benzoxazole compound represented by general formula (III) from an aminophenol represented by general formula (II).

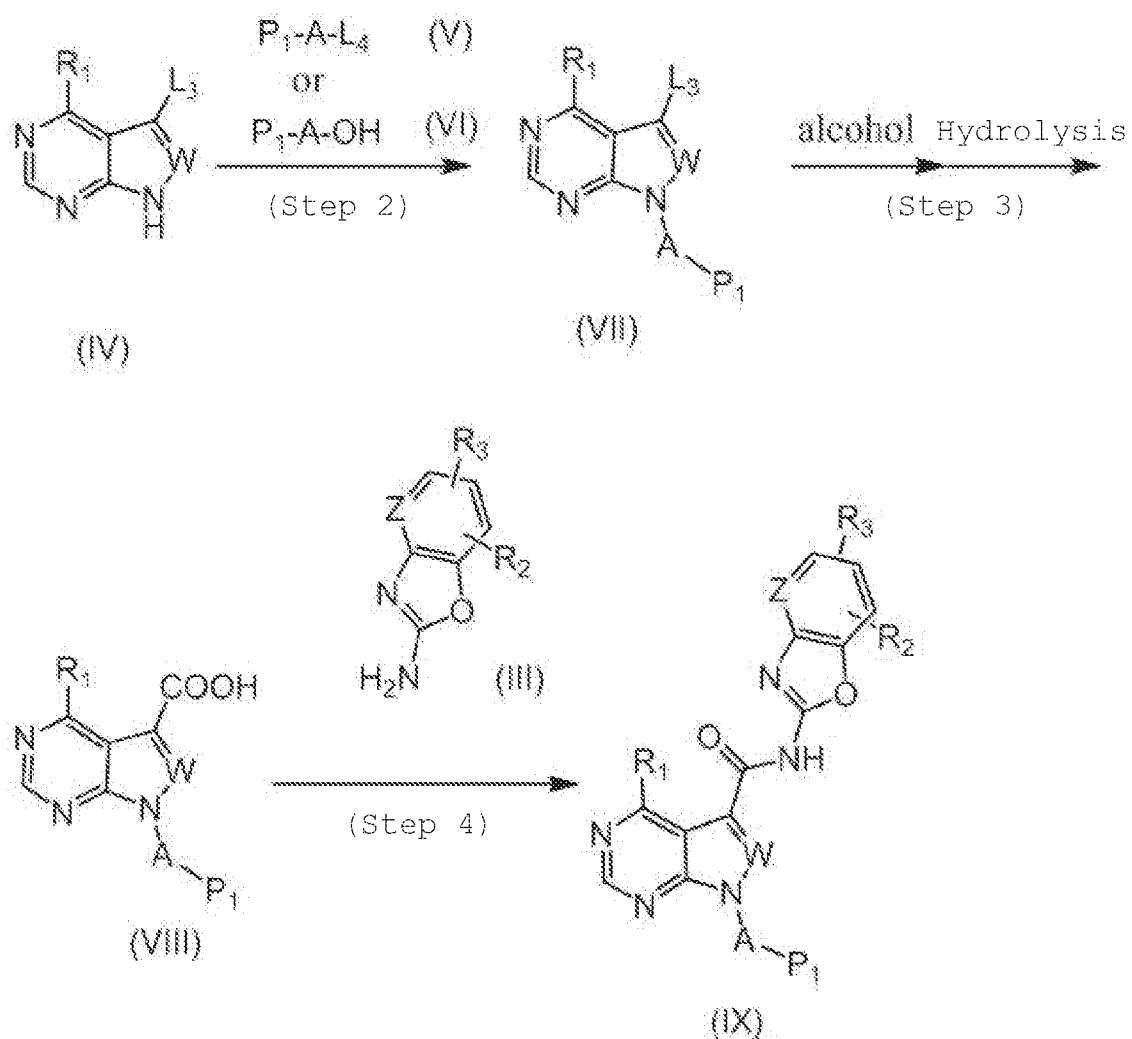
Examples of the reagent used include cyano compounds such as bromocyan, chlorocyan, iodocyan, and 1,1-carbonimidoylbis-1H-imidazole. The reaction is carried out using 0.5 to 5 moles, and preferably 0.9 to 1.5 moles, of the cyano compound with respect to 1 mole of the compound represented by general formula (II). Meanwhile, regarding the relevant cyano compound, a commercially available product can be used, or the cyano compound can be produced according to a known method. The solvent used in the reaction may be any solvent as long as it does not adversely affect the reaction, and for example, alcohols

(for example, methanol and ethanol), hydrocarbons (for example, benzene, toluene, and xylene), halogenated hydrocarbons (for example, methylene chloride, chloroform, and 1,2-dichloroethane), nitriles (for example, acetonitrile), ethers (for example, dimethoxyethane and tetrahydrofuran), aprotic polar solvents (for example, N,N-dimethylformamide, dimethyl sulfoxide, and hexamethylphosphoramide), water, or mixtures thereof are used. The reaction time is 0.1 to 100 hours, and preferably 0.5 to 24 hours. The reaction temperature is 0°C to 120°C, and preferably 0°C to 90°C.

The compound represented by general formula (III) that is obtainable as such is isolated and purified by known separation and purification means, for example, concentration, concentration under reduced pressure, crystallization, solvent extraction, reprecipitation, and chromatography, or can be subjected to the subsequent step without being isolated and purified.

[0099]

Production Method 2



[0100]

wherein L_3 and L_4 each represent a leaving group; P_1 represents a protective group of the amino group contained in A; and W, A, Y, Z, R_1 , R_2 and R_3 respectively have the same meanings as defined above.

[0101]

(Step 2) The present step is a process for producing a compound represented by general formula (VII) using a compound represented by general formula (IV) and a compound

represented by general formula (V) or general formula (VI).

When the compound represented by general formula (V) is used as an alkylation reagent, the compound represented by general formula (VII) can be produced in the presence of a base. In general formula (V), L_4 represents a leaving group, for example, a chlorine atom, a bromine atom, an iodine atom, a methanesulfonic acid ester, or a p-toluenesulfonic acid ester, and a commercially available product may be used, or the compound can be produced according to a known method. The compound represented by general formula (V) can be used in an amount of 1 to 10 moles, and preferably 1 to 5 moles, with respect to 1 mole of the compound represented by general formula (IV).

Examples of the base include inorganic bases such as sodium hydrogen carbonate, sodium carbonate, potassium carbonate, cesium carbonate, cesium hydroxide, sodium hydride, and potassium hydride; and organic amines such as trimethylamine, triethylamine, tripropylamine, diisopropylethylamine, N-methylmorpholine, pyridine, 4-(N,N-dimethylamino)pyridine, lutidine, and collidine. Regarding the amount of use of the base, the base can be used in an amount of 1 to 100 moles, and preferably 2 to 10 moles, with respect to 1 mole of the compound represented by general formula (IV).

For the solvent, for example, N,N-dimethylformamide,

N,N-dimethylacetamide, dimethyl sulfoxide, tetrahydrofuran, 1,4-dioxane, N-methylpyrrolidin-2-one, and acetonitrile can be used singly or as mixtures. The reaction time is 0.1 to 100 hours, and preferably 0.5 to 24 hours. The reaction temperature is 0°C to a temperature at which the solvent boils, and preferably 0°C to 100°C.

[0102]

When the compound of general formula (VI) is used as an alkylation reagent, the compound represented by general formula (VII) can be produced using the Mitsunobu reaction. Usually, the present process can be carried out according to a known method (for example, Chemical Reviews, Vol. 109, p. 2551, 2009), and for example, the process can be carried out in the presence of a Mitsunobu reagent and a phosphine reagent, in a solvent which does not adversely affect the reaction. The present process is usually carried out using the compound represented by general formula (VI) in an amount of 1 to 10 moles, and preferably 1 to 5 moles, with respect to 1 mole of the compound represented by general formula (IV).

Examples of the Mitsunobu reagent include diethyl azodicarboxylate and diisopropyl azodicarboxylate. Regarding the amount of use of the Mitsunobu reagent, the process is carried out using the reagent in an amount of 1 to 10 moles, and preferably 1 to 5 moles, with respect to 1

mole of the compound represented by general formula (IV).

Examples of the phosphine reagent include triphenylphosphine and tributylphosphine. Regarding the phosphine reagent, the process is carried out using the reagent in an amount of 1 to 10 moles, and preferably 1 to 5 moles, with respect to 1 mole of the compound represented by general formula (IV).

The reaction solvent is not particularly limited as long as the reaction solvent does not interrupt the reaction; however, for example, toluene, benzene, tetrahydrofuran, 1,4-dioxane, dimethylformamide, dimethylacetamide, N-methylpyrrolidinone, dimethyl sulfoxide, or mixed solvents thereof are suitable.

The reaction temperature is usually -78°C to 200°C, and preferably 0°C to 50°C. The reaction time is usually 5 minutes to 3 days, and preferably 10 minutes to 10 hours.

The compound represented by general formula (VII) that is obtainable as such is isolated and purified by known separation and purification means, for example, concentration, concentration under reduced pressure, crystallization, solvent extraction, reprecipitation, and chromatography, or is subjected to the subsequent process without being isolated and purified.

[0103]

(Step 3) The present step is a process for producing

a compound represented by general formula (VIII) by allowing the compound represented by general formula (VII) to react with, for example, a transition metal and optionally a base, in a carbon monoxide atmosphere in the presence of an alcohol, in a solvent which does not adversely affect the reaction.

In general formula (VII), the leaving group represented by L_3 is a bromine atom or an iodine atom, and regarding the relevant compound, a commercially available product may be used, or the compound can be produced according to a known method.

In the present process, the pressure of carbon monoxide is usually 1 atmosphere to 10 atmospheres, and preferably 1 atmosphere to 5 atmospheres. Regarding the amount of use of the alcohol compound, the compound can be used in an amount of 1 to 10 moles, and preferably 1 to 5 moles, with respect to 1 mole of the compound represented by general formula (VII). Examples of the alcohol compound include methanol, ethanol, propanol, isopropyl alcohol, diethylaminoethanol, isobutanol, 4-(2-hydroxyethyl)morpholine, 3-morpholinopropanol, and diethylaminopropanol.

The transition metal catalyst that can be used in the present process is, for example, a palladium catalyst (for example, palladium acetate,

tris(dibenzylideneacetone)dipalladium, bis(triphenylphosphine)palladium(II) dichloride, or 1,1'-bis(diphenylphosphino)ferrocene-palladium(II) dichloride-dichloromethane complex), and if necessary, a ligand (for example, triphenylphosphine, xantphos, or tri-tert-butylphosphine) is added thereto. The amount of use of the transition metal catalyst may vary depending on the kind of the catalyst; however, the amount of use is usually 0.0001 to 1 mole, and preferably 0.001 to 0.5 moles, with respect to 1 mole of the compound represented by general formula (VII). The amount of use of the ligand is usually 0.0001 to 4 moles, and preferably 0.01 to 2 moles, with respect to 1 mole of the compound represented by general formula (VII). [0104]

Furthermore, a base can be added to the reaction, as necessary. Examples of the base include organic bases such as triethylamine, diisopropylethylamine, pyridine, lutidine, collidine, 4-dimethylaminopyridine, N-methylmorpholine, potassium tert-butyrate, sodium tert-butyrate, sodium methoxide, sodium ethoxide, lithium hexamethyldisilazide, sodium hexamethyldisilazide, potassium hexamethyldisilazide, and butyllithium; and inorganic bases such as sodium hydrogen carbonate, sodium carbonate, potassium carbonate, cesium carbonate, sodium hydroxide, and sodium hydride. The amount of use of the base is usually 0.1 to 50 moles,

and preferably 1 to 20 moles, with respect to 1 mole of the compound represented by general formula (VII).

The reaction solvent is not particularly limited as long as the reaction solvent does not interrupt the reaction, and examples thereof include hydrocarbons (for example, benzene, toluene, and xylene), nitriles (for example, acetonitrile), ethers (for example, dimethoxyethane, tetrahydrofuran, and 1,4-dioxane), alcohols (for example, methanol and ethanol), aprotic polar solvents (for example, dimethylformamide, dimethylacetamide, N-methylpyrrolidinone, dimethyl sulfoxide, and hexamethylphosphoramide), water, or mixtures thereof. The reaction time is 0.1 to 100 hours, and preferably 0.5 to 24 hours. The reaction temperature is 0°C to a temperature at which the solvent boils, and preferably 0°C to 150°C.

After this reaction, since a mixture of the carboxylic acid compound (VIII) and an ester form corresponding to the alcohol used is obtained, a hydrolysis reaction is conducted in order to converge the mixture into the compound represented by general formula (VIII) . Hydrolysis is carried out using a base, and examples thereof include organic bases such as diethylamine, diisopropylamine, potassium tert-butyrate, sodium tert-butyrate, sodium methoxide, sodium ethoxide, lithium hexamethyldisilazide, sodium hexamethyldisilazide,

potassium hexamethyldisilazide, and butyllithium; and inorganic bases such as sodium hydrogen carbonate, sodium carbonate, potassium carbonate, cesium carbonate, and sodium hydroxide.

[0105]

The reaction solvent is not particularly limited as long as the reaction solvent does not interrupt the reaction, and examples thereof include hydrocarbons (for example, benzene, toluene, and xylene), nitriles (for example, acetonitrile), ethers (for example, dimethoxyethane, tetrahydrofuran, and 1,4-dioxane), alcohols (for example, methanol and ethanol), aprotic polar solvents (for example, dimethylformamide, dimethylacetamide, N-methylpyrrolidinone, dimethyl sulfoxide, and hexamethylphosphoramide), water, or mixtures thereof. The reaction time is 0.1 to 100 hours, and preferably 0.5 to 24 hours. The reaction temperature is 0°C to a temperature at which the solvent boils, and preferably 0°C to 150°C.

The compound represented by general formula (VIII) that is obtainable as such is isolated and purified by known separation and purification means, for example, concentration, concentration under reduced pressure, crystallization, solvent extraction, reprecipitation, and chromatography, or is subjected to the subsequent process without being isolated and purified.

[0106]

(Step 4) The present step is a process for producing a compound represented by general formula (IX) by performing an amidation reaction using compounds represented by general formula (VIII) and general formula (III).

The process is carried out using the compound of general formula (III) in an amount of 0.5 to 10 moles, and preferably 1 to 3 moles, with respect to 1 mole of the compound represented by general formula (VIII), in the presence of an appropriate condensing agent or an activating agent as an amidation reagent.

The reaction solvent is not particularly limited as long as the reaction solvent does not interrupt the reaction, and for example, isopropanol, tert-butyl alcohol, toluene, benzene, methylene chloride, chloroform, tetrahydrofuran, 1,4-dioxane, dimethylformamide, dimethylacetamide, N-methylpyrrolidinone, dimethyl sulfoxide, or mixed solvents thereof are suitable. The reaction temperature is usually -78°C to 200°C, and preferably 0°C to 50°C. The reaction time is usually 5 minutes to 3 days, and preferably 5 minutes to 10 hours.

Examples of the condensing agent and activating agent include diphenylphosphoric acid azide, N,N'-dicyclohexylcarbodiimide, benzotriazol-1-yloxy-

trisdimethylaminophosphonium salt, 4-(4,6-dimethoxy-1,3,5-triazin-2-yl)-4-methylmorpholinium chloride, 1-ethyl-3-(3-dimethylaminopropyl)carbodiimide, a combination of 1-ethyl-3-(3-dimethylaminopropyl)carbodiimide and 1-hydroxybenzotriazole, 2-chloro-1,3-dimethylimidazolinium chloride, O-(7-azabenzotriazo-1-yl)-N,N,N',N'-tetramethylhexauronium hexafluorophosphate, 1,1-carbonyldiimidazole, and N-hydroxysuccinic acid imide.

[0107]

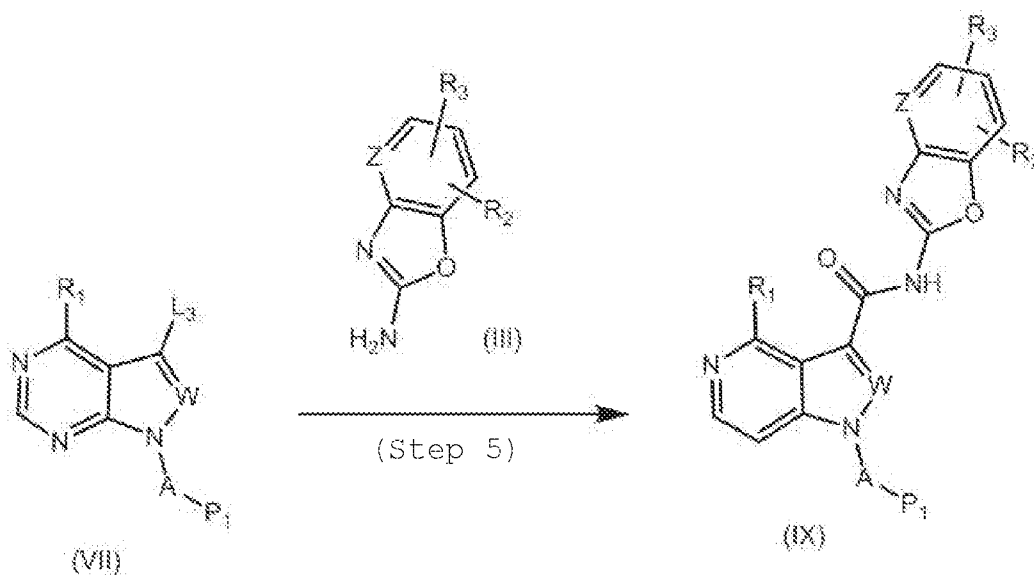
Furthermore, regarding the reaction described above, a base may be added thereto, if necessary. Examples of the base include organic bases such as triethylamine, diisopropylethylamine, pyridine, lutidine, collidine, 4-dimethylaminopyridine, potassium tert-butyrate, sodium tert-butyrate, sodium methoxide, sodium ethoxide, lithium hexamethyldisilazide, sodium hexamethyldisilazide, potassium hexamethyldisilazide, diazabicycloundecene, diazabicyclononene, and butyllithium; and inorganic bases such as sodium hydrogen carbonate, sodium carbonate, potassium carbonate, cesium carbonate, sodium hydroxide, and sodium hydride. The amount of addition thereof is 1 to 100 moles, and preferably 1 to 10 moles, with respect to 1 mole of the compound represented by general formula (VIII).

The compound represented by general formula (IX) that is obtainable as such is isolated and purified by known

separation and purification means, for example, concentration, concentration under reduced pressure, crystallization, solvent extraction, reprecipitation, and chromatography, or can be used in the production of the compound (I) of the present invention without being isolated and purified.

[0108]

Production Method 3



[0109]

wherein L₃ represents a leaving group; and W, A, Y, Z, P₁, R₁, R₂ and R₃ respective have the same meanings as defined above.

[0110]

(Step 5) The present step is a process for producing a compound represented by general formula (IX) by allowing

the compound represented by general formula (VII) to react with, for example, a transition metal and optionally a base, in a carbon monoxide atmosphere in the presence of the compound (III), in a solvent which does not adversely affect the reaction.

In general formula (VII), the leaving group represented by L_3 is a bromine atom or an iodine atom, and a commercially available product may be used, or the relevant compound can be produced according to a known method.

In the present process, the pressure of carbon monoxide is 1 atmosphere to 10 atmospheres, and preferably 1 atmosphere to 5 atmospheres.

The transition metal catalyst that can be used in the present process is, for example, a palladium catalyst (for example, palladium acetate, tris(dibenzylideneacetone)dipalladium, bis(triphenylphosphine)palladium(II) dichloride, and 1,1'-bis(diphenylphosphino)ferrocene-palladium(II) dichloride-dichloromethane complex, and if necessary, a ligand (for example, triphenylphosphine, xantphos, or tri-tert-butylphosphine) is added thereto. The amount of use of the transition metal catalyst may vary with the kind of the catalyst; however, the amount of use is usually 0.0001 to 1 mole, and preferably 0.001 to 0.5 moles, with respect to 1

mole of the compound represented by general formula (IX). The amount of use of the ligand is usually 0.0001 to 4 moles, and preferably 0.01 to 2 moles, with respect to 1 mole of the compound represented by general formula (VII).

Furthermore, regarding the reaction described above, a base may be added thereto, if necessary. Examples of the base include organic bases such as triethylamine, diisopropylethylamine, pyridine, lutidine, collidine, 4-dimethylaminopyridine, N-methylmorpholine, potassium tert-butyrate, sodium tert-butyrate, sodium methoxide, sodium ethoxide, lithium hexamethyldisilazide, sodium hexamethyldisilazide, potassium hexamethyldisilazide, and butyllithium; and inorganic bases such as sodium hydrogen carbonate, sodium carbonate, potassium carbonate, cesium carbonate, sodium hydroxide, and sodium hydride. The amount of use of the base is usually 0.1 to 50 moles, and preferably 1 to 20 moles, with respect to 1 mole of the compound represented by general formula (VII).

[0111]

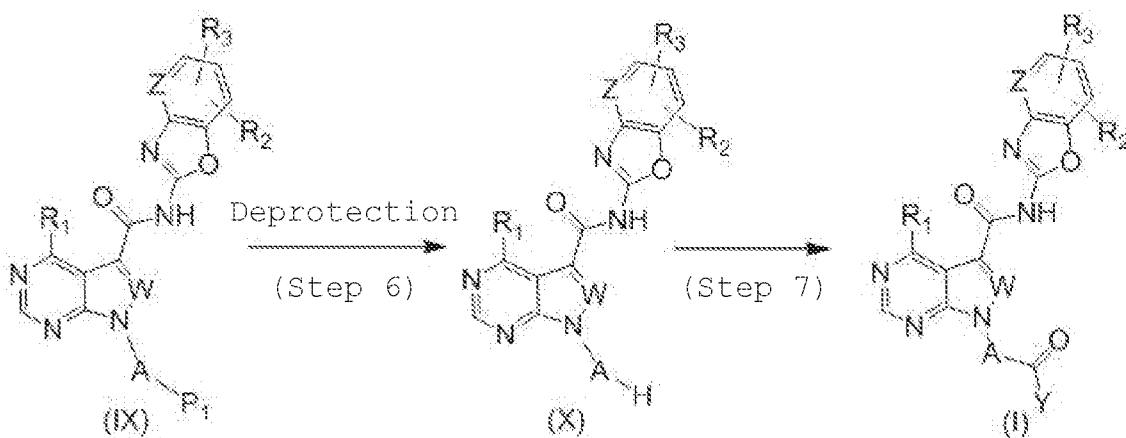
The reaction solvent is not particularly limited as long as the reaction solvent does not interrupt the reaction, and examples thereof include hydrocarbons (for example, benzene, toluene, and xylene), nitriles (for example, acetonitrile), ethers (for example, dimethoxyethane, tetrahydrofuran, and 1,4-dioxane),

alcohols (for example, methanol and ethanol), aprotic polar solvents (for example, dimethylformamide, dimethylacetamide, N-methylpyrrolidinone, dimethyl sulfoxide, and hexamethylphosphoramide), water, or mixtures thereof. The reaction time is 0.1 to 100 hours, and preferably 0.5 to 24 hours. The reaction temperature is 0°C to a temperature at which the solvent boils, and preferably 0°C to 150°C.

The compound represented by general formula (IX) that is obtainable as such is isolated and purified by known separation and purification means, for example, concentration, concentration under reduced pressure, crystallization, solvent extraction, reprecipitation, and chromatography, or can be used in the production of the compound (I) of the present invention without being isolated and purified.

[0112]

Production Method 4



[0113]

wherein P₁, A, X, Y, Z, R₁, R₂ and R₃ respectively have the same meanings as defined above.

[0114]

(Step 6) The present step is a process for producing a compound represented by general formula (X) by deprotecting the amino group protection of the compound represented by general formula (IX). The method for deprotection can be carried out usually by a known method, for example, the method described in Protective Groups in Organic Synthesis, T.W. Greene, John Wiley & sons (1981), or a method equivalent thereto. An example of the protective group is tert-butyloxycarbonyl. In a case in which a tert-butyloxycarbonyl group is used as the protective group, deprotection under acidic conditions is preferred, and examples of the acid include hydrochloric acid, acetic acid, trifluoroacetic acid, sulfuric acid, methanesulfonic acid, and tosylic acid. Alternatively, deprotection using a Lewis acid is also preferred, and examples thereof include trimethylsilyliodine and a boron trifluoride-diethyl ether complex. The amount of use of the acid is preferably 1 to 100 moles with respect to 1 mole of the compound (IX).

The solvent used in the reaction may be any solvent as long as it does not adversely affect the reaction, and for example, alcohols (for example, methanol), hydrocarbons

(for example, benzene, toluene, and xylene), halogenated hydrocarbons (for example, methylene chloride, chloroform, and 1,2-dichloroethane), nitriles (for example, acetonitrile), ethers (for example, dimethoxyethane and tetrahydrofuran), aprotic polar solvents (for example, N,N-dimethylformamide, dimethyl sulfoxide, and hexamethylphosphoramide), or mixtures thereof are used. The reaction time is 0.1 to 100 hours, and preferably 0.5 to 24 hours. The reaction temperature is 0°C to 120°C, and preferably 0°C to 90°C.

The compound represented by general formula (X) that is obtainable as such is isolated and purified by known separation and purification means, for example, concentration, concentration under reduced pressure, crystallization, solvent extraction, reprecipitation, and chromatography, or may be subjected to the subsequent process without being isolated and purified.

[0115]

(Step 7) The present step is a process for producing the compound of the present invention represented by general formula (I), by an amidation reaction between the compound represented by general formula (X) and a carboxylic acid represented by $Y-COOH$ or an acid halide represented by $Y-C(=O)-L$ (wherein L represents a chlorine atom or a bromine atom).

When a carboxylic acid represented by Y-COOH is used as an amidation reagent, the amidation reaction is carried out using 0.5 to 10 moles, and preferably 1 to 3 moles, of the carboxylic acid with respect to 1 mole of the compound represented by general formula (X), in the presence of an appropriate condensing agent. Meanwhile, regarding the relevant carboxylic acid, a commercially available product may be used, or the carboxylic acid can be produced according to a known method.

The reaction solvent is not particularly limited as long as the reaction solvent does not interrupt the reaction, and for example, isopropanol, tert-butyl alcohol, toluene, benzene, methylene chloride, chloroform, tetrahydrofuran, 1,4-dioxane, dimethylformamide, dimethylacetamide, N-methylpyrrolidinone, dimethyl sulfoxide, or mixed solvents thereof are suitable. The reaction temperature is usually -78°C to 200°C, and preferably 0°C to 50°C. The reaction time is usually 5 minutes to 3 days, and preferably 5 minutes to 10 hours.

Examples of the condensing agent include diphenylphosphoric acid azide, N,N'-dicyclohexylcarbodiimide, benzotriazol-1-yloxytrisdimethylaminophosphonium salt, 4-(4,6-dimethoxy-1,3,5-triazin-2-yl)-4-methylmorpholinium chloride, 1-ethyl-3-(3-dimethylaminopropyl)carbodiimide, a combination of 1-

ethyl-3-(3-dimethylaminopropyl)carbodiimide and 1-hydroxybenzotriazole, 2-chloro-1,3-dimethylimidazolium chloride, and O-(7-azabenzotriazo-1-yl)-N,N,N',N'-tetramethylhexauronium hexafluorophosphate.

Furthermore, regarding the reaction, a base can be added thereto, if necessary. Examples of the base include organic bases such as triethylamine, diisopropylethylamine, pyridine, lutidine, collidine, 4-dimethylaminopyridine, potassium tert-butyrate, sodium tert-butyrate, sodium methoxide, sodium ethoxide, lithium hexamethyldisilazide, sodium hexamethyldisilazide, potassium hexamethyldisilazide, and butyllithium; and inorganic bases such as sodium hydrogen carbonate, sodium carbonate, potassium carbonate, cesium carbonate, sodium hydroxide, and sodium hydride. The amount of addition thereof is 1 to 100 moles, and preferably 1 to 10 moles, with respect to 1 mole of the compound represented by general formula (X).

[0116]

When an acid halide represented by $Y-C(=O)-L$ (wherein L represents a chlorine atom or a bromine atom) is used as the amidation reagent, the reaction is carried out using 0.5 to 5 moles, and preferably 0.9 to 1.1 moles, of the acid halide with respect to 1 mole of the compound represented by general formula (X). Meanwhile, regarding the relevant acid halide, a commercially available product

may be used, or the acid halide can be produced according to a known method.

The reaction solvent is not particularly limited as long as the reaction solvent does not interrupt the reaction, and for example, water, toluene, benzene, methylene chloride, chloroform, tetrahydrofuran, acetonitrile, 1,4-dioxane, dimethylformamide, dimethylacetamide, N-methylpyrrolidinone, or mixed solvents thereof are suitable. The reaction temperature is usually -78°C to 200°C , and preferably -20°C to 50°C . The reaction time is usually 5 minutes to 3 days, and preferably 5 minutes to 10 hours.

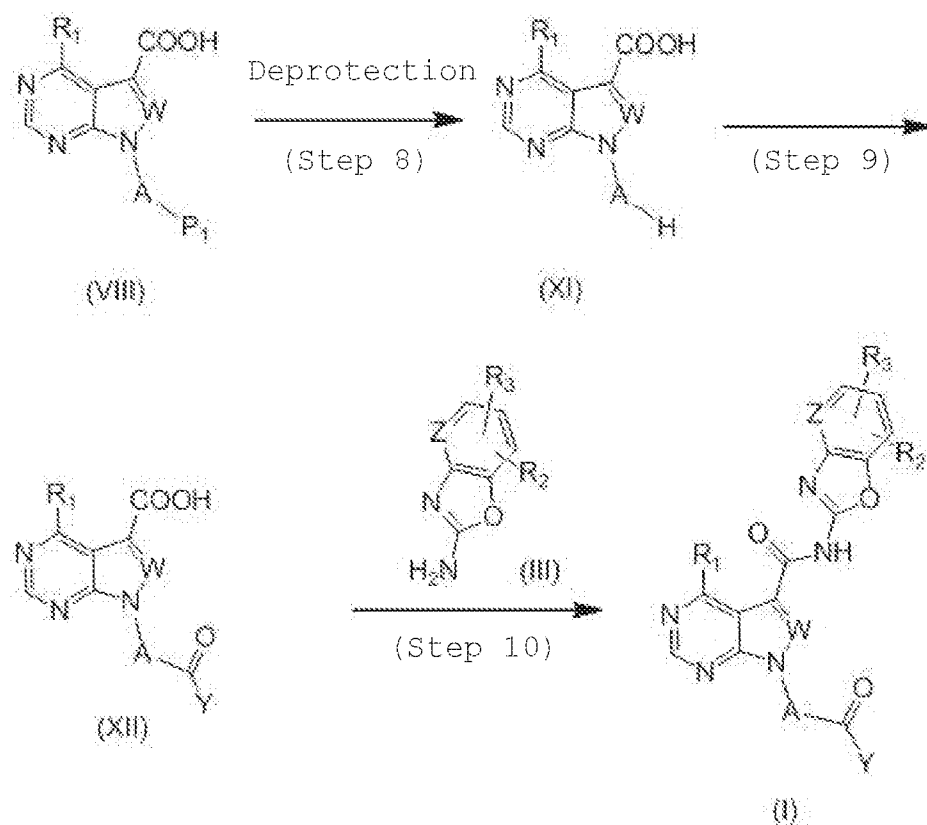
Furthermore, regarding the reaction described above, a base can be added thereto, if necessary. Examples of the base include organic bases such as triethylamine, diisopropylethylamine, pyridine, lutidine, collidine, 4-dimethylaminopyridine, potassium tert-butyrate, sodium tert-butyrate, sodium methoxide, sodium ethoxide, lithium hexamethyldisilazide, sodium hexamethyldisilazide, potassium hexamethyldisilazide, and butyllithium; and inorganic bases such as sodium hydrogen carbonate, sodium carbonate, potassium carbonate, cesium carbonate, sodium hydroxide, and sodium hydride. Regarding the amount of addition, the base can be used in an amount of 1 to 100 moles, and preferably 1 to 10 moles, with respect to 1 mole

of the compound represented by general formula (X).

The compound represented by general formula (I) that is obtainable as such can be isolated and purified by known separation and purification means, for example, concentration, concentration under reduced pressure, crystallization, solvent extraction, reprecipitation, and chromatography.

[0117]

Production Method 5



[0118]

wherein P_1 , W , A , Y , Z , R_1 , R_2 and R_3 respectively have the same meanings as defined above.

[0119]

(Step 8 and Step 9)

The present steps are processes for producing a compound represented by general formula (XII) by subjecting the compound represented by general formula (VIII) to procedures similar to Production Method 4, Steps 6 and 7.

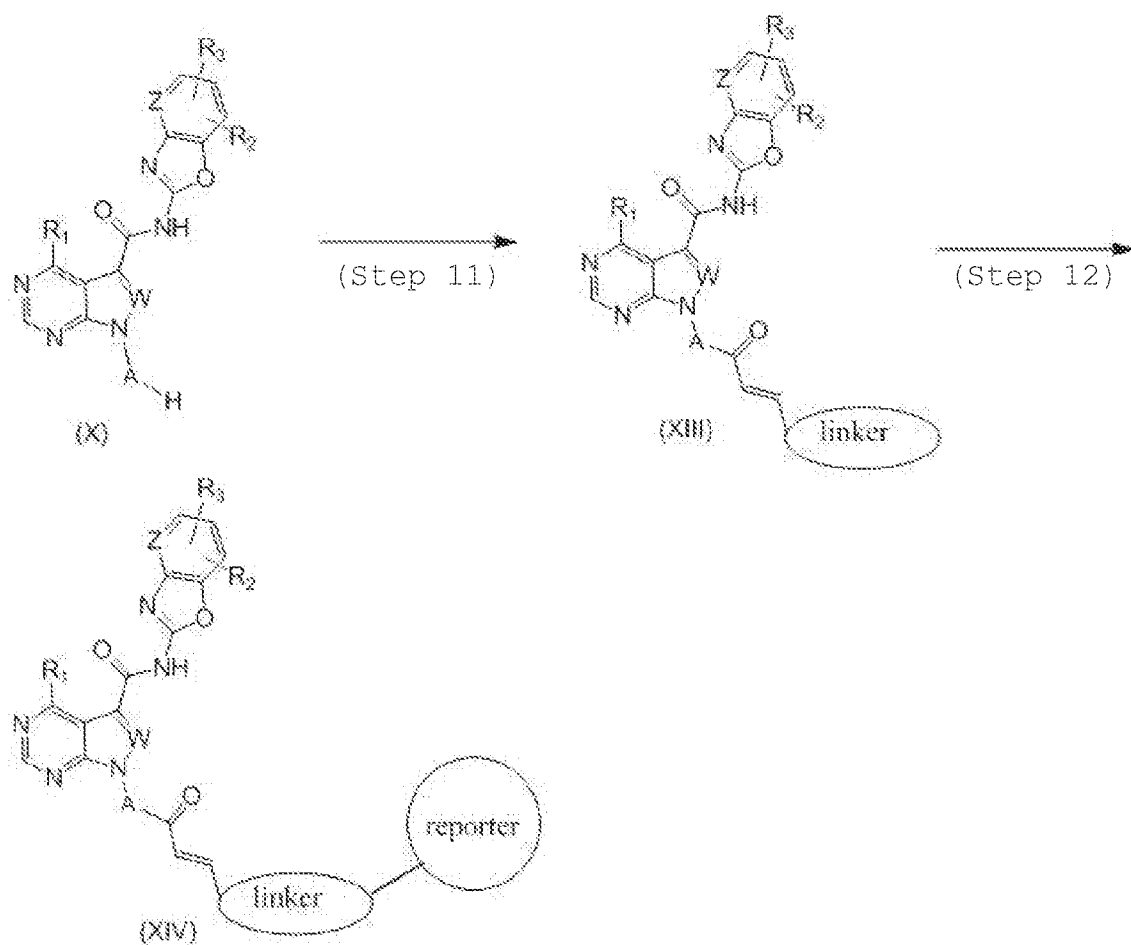
[0120]

(Step 10) The present step is a process for producing the compound represented by general formula (I) by subjecting the compound represented by general formula (XII) to procedures similar to Production Method 2, Step 4.

The compound represented by general formula (I) that is obtainable as such can be isolated and purified by known separation and purification means, for example, concentration, concentration under reduced pressure, crystallization, solvent extraction, reprecipitation, and chromatography.

[0121]

Production Method 6



[0122]

wherein W, A, Z, R_1 , R_2 and R_3 respectively have the same meanings as defined above.

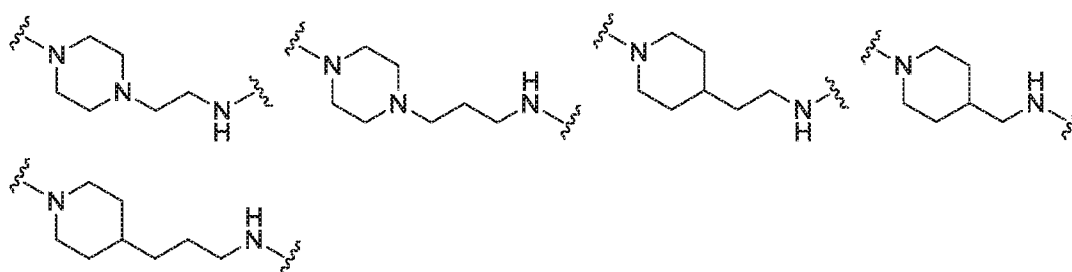
[0123]

(Step 11) The present step is a process for producing a compound represented by general formula (XIII) through an amidation reaction between the compound represented by general formula (X) and a carboxylic acid represented by "Linker-CH=CH-COOH" or an acid halide represented by "Linker-CH=CH-CO-L" (wherein L represents a chlorine atom or a bromine atom). This reaction can be carried out by

referring to Production Method 4, Step 7.

It is desirable that the linker unit contains, at the part for connecting the Reporter unit and the compound, a functional group which has an appropriate length and properties that do not significantly affect the profiles of the compound, and is capable of extending the Reporter unit. Examples of the Linker unit include:

[0124]



[0125]

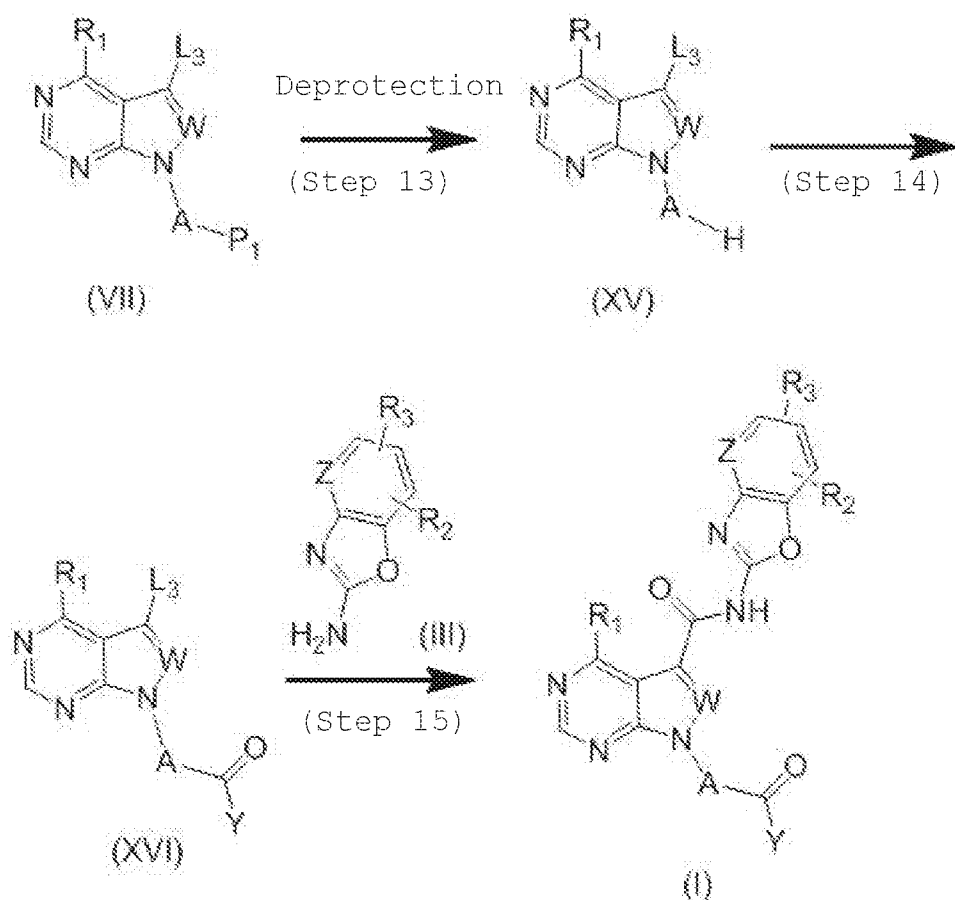
(Step 12) The present step is a reaction for synthesizing a probe compound represented by general formula (XIV) by extending a Reporter unit to the compound represented by general formula (XIII). This reaction can be carried out by selecting, for example, alkylation or amidation depending on the kinds of the Linker and the Reporter, and the reactions can be carried out by referring to Production Method 2, Step 2 and Production Method 4, Step 7, respectively.

The Reporter unit is a site intended to facilitate detection of the binding state with BTK using biochemical techniques (for example, luminescence and fluorescence), by

co-treating a probe compound containing the Reporter unit with, for example, a specimen in the blood or in the spleen, or by co-treating the probe compound with a cell extract derived from, for example, the blood or the spleen. It is desirable that the Reporter unit contains a functional group that can be connected to the Linker unit, for example, alkylation or amidation as described above. Regarding the Reporter unit, for example, BODIPY (registered trademark) FL, BODIPY (registered trademark) R6G, BODIPY (registered trademark) TMR, BODIPY (registered trademark) 581/591, and BODIPY (registered trademark) TR are employed as luminophores, and for example, biotin is employed as a binding group.

[0126]

Production Method 7



[0127]

wherein L_3 represents a leaving group; and P_1 , W , A , Y , Z , R_1 , R_2 and R_3 respectively have the same meanings as defined above.

[0128]

(Steps 13 and 14)

The present steps are processes for producing a compound represented by general formula (XV) by subjecting the compound represented by general formula (VII) to procedures similar to Production Method 4, Steps 6 and 7.

[0129]

(Step 15)

The present step is a process for producing the compound of general formula (I) by subjecting a compound represented by general formula (XVI) to procedures similar to Production Method 3, Step 5.

The compound represented by general formula (I) that is obtainable as such can be isolated and purified by known separation and purification means, for example, concentration, concentration under reduced pressure, crystallization, solvent extraction, reprecipitation, and chromatography.

[0130]

In regard to the Production Methods 1 to 7, for an amino group, an imino group, a hydroxyl group, a carboxyl group, a carbonyl group, an amide group, and a functional group having an active proton, such as indole, a protected reagent may be used in appropriate steps in the various production methods, or a protective group may be introduced to the relevant functional group according to a conventional method, and then the protective group may be removed.

[0131]

The "protective group for an amino group or an imino group" is not particularly limited as long as the group has its function, and examples thereof include, for example, aralkyl groups such as a benzyl group, a p-methoxybenzyl

group, a 3,4-dimethoxybenzyl group, an o-nitrobenzyl group, a p-nitrobenzyl group, a benzhydryl group, a trityl group, and a coumyl group; for example, lower alkanoyl groups such as a formyl group, an acetyl group, a propionyl group, a butyryl group, a pivaloyl group, a trifluoroacetyl group, and a trichloroacetyl group; for example, a benzoyl group; for example, arylalkanoyl groups such as a phenylacetyl group and a phenoxyacetyl group; for example, lower alkoxy carbonyl groups such as a methoxycarbonyl group, an ethoxycarbonyl group, a propyloxycarbonyl group, and a tert-butoxycarbonyl group; for example, aralkyloxycarbonyl groups such as a p-nitrobenzyloxycarbonyl group and a phenethyloxycarbonyl group; for example, lower alkylsilyl groups such as a trimethylsilyl group and a tert-butyl dimethylsilyl group; for example, a tetrahydropyranyl group; for example, a trimethylsilylethoxymethyl group; for example, lower alkylsulfonyl groups such as a methylsulfonyl group, an ethylsulfonyl group, and a tert-butylsulfonyl group; for example, lower alkylsulfinyl groups such as a tert-butylsulfinyl group; for example, arylsulfonyl groups such as a benzenesulfonyl group and a toluenesulfonyl group; and for example, imide groups such as a phthalimide group. Particularly, a trifluoroacetyl group, an acetyl group, a tert-butoxycarbonyl group, a benzyloxycarbonyl group, a trimethylsilylethoxymethyl group,

and a coumyl group are preferred.

[0132]

The "protective group for a hydroxyl group" is not particularly limited as long as the protective group has its function, and examples thereof include lower alkyl groups such as a methyl group, an ethyl group, a propyl group, an isopropyl group, and a tert-butyl group; for example, lower alkylsilyl groups such as a trimethylsilyl group and a tert-butyldimethylsilyl group; for example, lower alkoxymethyl groups such as a methoxymethyl group and a 2-methoxyethoxymethyl group; for example, a tetrahydropyranyl group; for example, a trimethylsilylethoxymethyl group; for example, aralkyl groups such as a benzyl group, a p-methoxybenzyl group, a 2,3-dimethoxybenzyl group, an o-nitrobenzyl group, a p-nitrobenzyl group, and a trityl group; and for example, acyl groups such as a formyl group, an acetyl group, and a trifluoroacetyl group. Particularly, for example, a methyl group, a methoxymethyl group, a tetrahydropyranyl group, a trimethylsilylethoxymethyl group, a tert-butyldimethylsilyl group, and an acetyl group are preferred.

[0133]

The "protective group for a carboxyl group" is not particularly limited as long as the protective group has its function, and examples thereof include lower alkyl

groups such as a methyl group, an ethyl group, a propyl group, an isopropyl group, and a tert-butyl group; for example, halo-lower alkyl groups such as a 2,2,2-trichloroethyl group; for example, lower alkenyl groups such as an allyl group; for example, a trimethylsilylethoxymethyl group; and for example, aralkyl groups such as a benzyl group, a p-methoxybenzyl group, a p-nitrobenzyl group, a benzhydryl group, and a trityl group. Particularly, for example, a methyl group, an ethyl group, a tert-butyl group, an allyl group, a benzyl group, a p-methoxybenzyl group, and a trimethylsilylethoxymethyl group are preferred.

[0134]

The "protective group for a carbonyl group" is not particularly limited as long as the protective group has its function, and examples thereof include ketals and acetals such as ethylene ketal, trimethylene ketal, dimethyl ketal, ethylene acetal, trimethylene acetal, and dimethyl accetal.

[0135]

The method for removing a protective group may vary depending on the kind of the relevant protective group and stability of the target compound. However, for example, the removal of a protective group is carried out according to methods described in the Document (see Protective Groups

in Organic Synthesis, 3rd Ed., written by T.W. Greene, John Wiley & Sons, 1999) or methods equivalent thereto, for example, by a method of performing solvolysis using an acid or a base, that is, for example, bringing 0.01 mol to a large excess of an acid, preferably trifluoroacetic acid, formic acid or hydrochloric acid; or an equal mol to a large excess of a base, preferably potassium hydroxide or calcium hydroxide, into effect; or by chemical reduction using, for example, a metal hydride complex, or by catalytic reduction using, for example, a palladium-carbon catalyst or a Raney nickel catalyst.

[0136]

The compound of the present invention can be easily isolated and purified by conventional separation means. Examples of such means include solvent extraction, recrystallization, reverse phase high performance liquid chromatography for fractionation, column chromatography, and thin layer chromatography for fractionation.

[0137]

In a case in which the compound of the present invention has isomers such as optical isomers, stereoisomers, regioisomers and rotamers, mixtures of any isomers are all included in the compound of the present invention. For example, when the compound of the present invention has optical isomers, optical isomers resolved

from racemates are also included in the compound of the present invention. These isomers can be each obtained as single compounds by synthesis techniques that are known per se and separation techniques (for example, concentration, solvent extraction, column chromatography, and recrystallization).

[0138]

The compound of the present invention or a salt thereof may be crystalline, and irrespective of whether the crystal form is a single form or a polymorphic mixture, the crystals are also included in the compound of the present or a salt thereof. A crystal can be produced by applying a crystallization method that is known per se, and performing crystallization. The compound of the present invention or a salt thereof may be a solvate (for example, hydrate) or may be a non-solvate, which are both included in the compound of the present invention or a salt thereof. Compounds labeled with isotopes (for example, ^3H , ^{14}C , ^{35}S , and ^{125}I) are also included in the compound of the present invention or a salt thereof.

[0139]

A prodrug of the compound of the present invention or a salt thereof refers to a compound which converts to the compound of the present invention or a salt thereof as a result of a reaction caused by an enzyme or gastric acid in

the living body under physiological conditions, that is, a compound which enzymatically causes, for example, oxidation, reduction or hydrolysis and converts to the compound of the present invention or a salt thereof, or a compound which causes, for example, hydrolysis by means of gastric acid and converts to the compound of the present invention or a salt thereof. Furthermore, the prodrug of the compound of the present invention or a salt thereof may also be a compound which converts to the compound of the present invention or a salt thereof under the physiological conditions described in Hirokawa Shoten Annual of 1990 "Iyakuhin no Kaihatsu (Development of Pharmaceutical Products)", Vol. 7, Molecule Design, pp. 163-198.

[0140]

A salt of the compound of the present invention means a salt that is conventionally used in the field of organic chemistry, and examples thereof include salts such as a base addition salt associated with a carboxyl group in a case in which the compound of the present invention has the relevant carboxyl group; and an acid addition salt associated with an amino group or a basic heterocyclic group in a case in which the compound of the present invention has the relevant amino group or basic heterocyclic group.

Examples of the base addition salt include, for

example, alkali metal salts such as sodium salt and potassium salt; for example, alkaline earth metal salts such as calcium salt and magnesium salt; for example, ammonium salt; and for example, organic amine salts such as trimethylamine salt, triethylamine salt, dicyclohexylamine salt, ethanolamine salt, diethanolamine salt, triethanolamine salt, procaine salt, and N,N'-dibenzylethylenediamine salt.

Examples of the acid addition salt include, for example, inorganic acid salts such as hydrochloride, sulfate, nitrate, phosphate, and perchlorate; for example, organic acid salts such as acetate, formate, maleate, tartrate, citrate, ascorbate, and trifluoroacetate; and for example, sulfonic acid salts such as methanesulfonate, isetionate, benzenesulfonate, and p-toluenesulfonate.

[0141]

The compound of the present invention or a salt thereof has excellent BTK inhibitory activity, and is useful as an antitumor agent. Furthermore, the compound or a salt thereof has excellent selectivity to BTK, and has an advantage of having reduced adverse side effects that are caused by inhibiting other kinases as well.

[0142]

The compound of the present invention or a salt thereof has excellent BTK inhibitory activity. "BTK"

according to the present specification includes human or non-human mammalian BTK's, and the BTK is preferably human BTK. Also, the term "BTK" includes isoforms.

Furthermore, due to its excellent BTK inhibitory activity, the compound of the present invention or a salt thereof is useful as a medicine for the prevention or treatment of diseases associated with BTK. The "diseases associated with BTK" include diseases that undergo a decrease in the incidence rate and remission, alleviation and/or complete recovery of symptoms, as a result of deletion, suppression and/or inhibition of the functions of BTK. Examples of such diseases include cancers and tumors, but the diseases are not intended to be limited to these. There are no particular limitations on the object cancers and tumors, and examples thereof include epithelial cancers (for example, respiratory system cancers, gastrointestinal system cancers, reproductive system cancers, and secretion system cancers), sarcomas, hematopoietic system tumors, central nervous system tumors, and peripheral nerve tumors. Preferred examples are hematopoietic system tumors (for example, leukemia, multiple myeloma, and malignant lymphoma). Furthermore, there are no particular limitations on the kind of the organs of tumor development, and examples thereof include head and neck carcinoma, esophageal cancer, stomach cancer, colon cancer, rectal

cancer, liver cancer, gall bladder/bile duct cancer, biliary tract cancer, pancreatic cancer, lung cancer, breast cancer, ovarian cancer, cervical cancer, uterine cancer, kidney cancer, urinary bladder cancer, prostate cancer, testicular tumor, bone/soft tissue sarcoma, hematologic tumor, multiple myeloma, skin cancer, brain tumor, and mesothelial cancer. Preferred examples of the hematopoietic system tumors include acute leukemia, acute promyelocytic leukemia, acute lymphoblastic leukemia, chronic myelogenous leukemia, lymphoblastic lymphoma, myeloproliferative neoplasms, chronic lymphocytic leukemia, small lymphocytic lymphoma, myelodysplastic syndromes, follicular lymphoma, MALT lymphoma, marginal zone lymphoma, lymphoplasmacytic lymphoma, Waldenstroem macroglobulinemia, mantle cell lymphoma, diffuse large B-cell lymphoma, Burkitt's lymphoma, extranodal NK/T-cell lymphoma, Hodgkin's lymphoma, and multiple myeloma. Particularly preferred examples include hematologic tumors such as B-lymphoblastic leukemia/lymphoma, follicular lymphoma, mantle cell lymphoma, nodal follicular marginal zone lymphoma, diffuse large B-cell lymphoma, Burkitt's lymphoma, chronic lymphocytic leukemia, small lymphocytic lymphoma, Waldenstroem macroglobulinemia, extranodal NK/T-cell lymphoma, Hodgkin's lymphoma, myelodysplastic syndromes, acute myelogenous leukemia, and acute lymphocytic leukemia.

[0143]

On the occasion of using the compound of the present invention or a salt thereof as a medicine, various dosage forms can be employed according to the purpose of prevention or treatment by incorporating pharmaceutical carriers as necessary. The dosage form may be, for example, any of an oral preparation, an injectable preparation, a suppository preparation, an ointment, and a patch. These dosage forms can be respectively produced by formulation methods that are conventionally used and known to those skilled in the art.

[0144]

Regarding the pharmaceutical carriers, various organic or inorganic carrier materials that are conventionally used as formulation materials are used, and the pharmaceutical carriers are incorporated as, for example, an excipient, a binder, a disintegrant, a lubricant, and a coating agent in solid preparations; and as a solvent, a dissolution aid, a suspending agent, an isotonic agent, a pH adjusting agent, a buffering agent, and an analgesic agent in liquid preparations. Furthermore, if necessary, formulation additives such as an antiseptic, an antioxidant, a colorant, a flavoring/savoring agent, and a stabilizer can also be used.

[0145]

Examples of the excipient include lactose, sucrose, D-mannitol, starch, crystalline cellulose, and calcium silicate.

Examples of the binder include hydroxypropyl cellulose, methyl cellulose, polyvinylpyrrolidone, sugar powder, and hypromellose.

Examples of the disintegrant include sodium starch glycolate, carmellose calcium, croscarmellose sodium, crospovidone, low-substituted hydroxypropyl cellulose, and partially gelatinized starch.

Examples of the lubricant include talc, magnesium stearate, sucrose fatty acid esters, stearic acid, and sodium stearyl fumarate.

Examples of the coating agent include ethyl cellulose, aminoalkyl methacrylate copolymer RS, hypromellose, and sucrose.

Examples of the solvent include water, propylene glycol, and physiological saline.

Examples of the dissolution aid include polyethylene glycol, ethanol, α -cyclodextrin, Macrogol 400, and Polysorbate 80.

Examples of the suspending agent include carrageenan, crystalline cellulose, carmellose sodium, and polyoxyethylene hardened castor oil.

Examples of the isotonic agent include sodium

chloride, glycerin, and potassium chloride.

Examples of the pH adjusting agent and the buffering agent include sodium citrate, hydrochloric acid, lactic acid, phosphoric acid, and sodium dihydrogen phosphate.

Examples of the analgesic agent include procaine hydrochloride and lidocaine.

Examples of the antiseptic agent include ethyl para-oxybenzoate, cresol, and benzalkonium chloride.

Examples of the antioxidant include sodium sulfite, ascorbic acid, and natural vitamin E.

Examples of the colorant include titanium oxide, iron sesquioxide, Edible Blue No. 1, and copper chlorophyll.

Examples of the flavoring/savoring agent include aspartame, saccharin, sucralose, l-menthol, and mint flavor.

Examples of the stabilizer include sodium pyrosulfite, sodium edetate, erythorbic acid, magnesium oxide, and dibutylhydroxytoluene.

[0146]

In the case of preparing an oral solid preparation, an excipient, optionally an excipient, a binder, a disintegrant, a lubricant, a colorant, and a flavoring/savoring agent are added to the compound of the present invention, and then for example, a tablet, a coated tablet, a granular preparation, a powder preparation, and a capsule preparation can be produced by conventional methods.

In the case of preparing an injectable preparation, a pH adjusting agent, a buffering agent, a stabilizer, an isotonic agent, and a local anesthetic are added to the compound of the present invention, and a subcutaneous, intramuscular, and intravenous injectable preparations can be produced by conventional methods.

[0147]

The amounts of the compound of the present invention to be incorporated into the various unit dosage forms may vary depending on the symptoms of the patient to whom this compound should be applied, or depending on the formulation form; however, it is generally desirable to adjust the amount to 0.05 to 1000 mg in an oral preparation, to 0.01 to 500 mg in an injectable preparation, and to 1 to 1000 mg in a suppository preparation, per unit dosage form.

[0148]

Furthermore, the amount of administration per day of a medicament having the dosage form described above may vary with for example, the symptoms, body weight, age and gender of the patient, and cannot be determined indiscriminately. However, the amount of administration may be used usually in an amount of 0.05 to 5000 mg, and preferably 0.1 to 1000 mg, per day for an adult (body weight: 50 kg), and it is preferable to administer this once a day, or in divided portions in about 2 to 3 times.

Examples

[0149]

Hereinafter, the present invention will be described more specifically by way of Examples, but the present invention is not intended to be limited to these.

[0150]

Regarding the various reagents used in the Examples, unless particularly stated otherwise, commercially available products were used. For silica gel column chromatography, a PURIF-PACK (registered trademark) SI manufactured by Schott Moritex Corp., a KP-Sil (registered trademark) Silica Prepacked Column manufactured by Biotage AB, or a HP-Sil (registered trademark) Silica Prepacked Column manufactured by Biotage AB was used. For basic silica gel column chromatography, a PURIF-PACK (registered trademark) NH manufactured by Moritex Corp., or a KP-NH (registered trademark) Prepacked Column manufactured by Biotage AB was used. For thin layer chromatography for fractionation, a KIESELGEL TM60F254, Art. 5744 manufactured by Merck KGaA, or a NH2 silica gel 60F254 plate manufactured by Wako Pure Chemical Industries, Ltd. was used. The NMR spectrum was measured using an AL400 (400 MHz; JEOL, Ltd.), a MERCURY400 (400 MHz; Agilent Technologies, Inc.) type spectrometer, or an INOVA400 (400

MHz; Agilent Technologies, Inc.) equipped with an OMNMR probe (Protasis Corp.) type spectrometer, and using tetramethylsilane as the internal reference in a case in which the deuterated solvent contains tetramethylsilane, while in other cases, using an NMR solvent as the internal reference. All the δ values were expressed in ppm. The microwave reaction was carried out using a DISCOVER S class manufactured by CEM Corp.

[0151]

The LCMS spectrum was measured using an ACQUITY SQD (quadrupole type) manufactured by Waters Corp. under the conditions described below.

Column: YMC-TRIART C18 manufactured by YMC Co., Ltd.,
2.0×50 mm, 1.9 μ m

MS detection: ESI positive

UV detection: 254 nm and 210 nm

Column flow rate: 0.5 mL/min

Mobile phase: Water/acetonitrile (0.1% formic acid)

Amount of injection: 1 μ L

Gradient (Table 1)

Time (min)	Water	Acetonitrile
0	95	5
0.1	95	5
2.1	5	95
3.0	STOP	

[0152]

Furthermore, reverse phase preparative HPLC purification was carried out using a preparative system manufactured by Waters Corp. under the conditions described below.

Column: A YMC-ACTUS TRIART C18 manufactured by YMC Co., Ltd., 20×50 mm, 5 μ m, connected with a YMC-ACTUS TRIART C18 manufactured by YMC Co., Ltd. 20×10 mm, 5 μ m, was used.

UV detection: 254 nm

MS detection: ESI positive

Column flow rate: 25 mL/min

Mobile phase: Water/acetonitrile (0.1% formic acid)

Amount of injection: 0.1 to 0.5 mL

[0153]

The meanings of abbreviations are shown below.

s: Singlet

d: Doublet

t: Triplet

q: Quartet

dd: Double doublet

dt: double triplet

td: Triple doublet

tt: Triple triplet

ddd: Double double doublet

ddt: Double double triplet
 dtd: Double triple doublet
 tdd: Triplet double doublet
 m: Multiplet
 br: Broad
 brs: Broad singlet
 CDI: Carbonyldiimidazole
 DMSO-d₆: Deuterated dimethyl sulfoxide
 CDCl₃: Deuterated chloroform
 CD₃OD: Deuterated methanol
 THF: Tetrahydrofuran
 DMF: N,N-dimethylformamide
 DMA: N,N-dimethylacetamide
 NMP: 1-Methyl-2-pyrrolidinone
 DMSO: Dimethyl sulfoxide
 TFA: Trifluoroacetic acid
 WSC: 1-(3-Dimethylaminopropyl)-3-ethylcarbodiimide
 hydrochloride
 HOBt: 1-Hydroxybenzotriazole monohydrate
 HATU: (Dimethylamino)-N,N-dimethyl(3H-[1,2,3]triazolo[4,5-b]pyridin-3-yl)oxy)methaneiminium
 hexafluorophosphate
 DIAD: Diisopropyl azodicarboxylate
 TBAF: Tetrabutylammonium fluoride
 DIPEA: Diisopropylethylamine

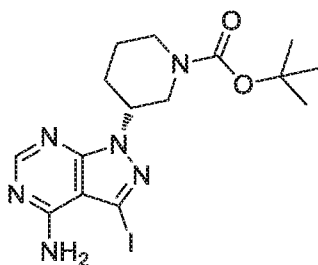
Boc₂O: Di-tert-butyl dicarbonate

DMAP: Dimethylaminopyridine

[0154]

Synthetic Example 1 Synthesis of (R)-tert-butyl 3-(4-amino-3-iodo-1H-pyrazolo[3,4-d]pyrimidin-1-yl)piperidine-1-carboxylate

[0155]



[0156]

(Step 1) Synthesis of (S)-tert-butyl 3-(methanesulfonyloxy)piperidine-1-carboxylate

20 g of (S)-N-Boc-3-pyridinol was dissolved in 100 ml of toluene, and 21 ml of triethylamine and 9.2 ml of methanesulfonyl chloride were added thereto at 0°C. The mixture was stirred for 1 hour under ice cooling, subsequently ethyl acetate and water were added thereto, and an organic layer was separated. The organic layer was washed with a saturated aqueous solution of sodium hydrogen carbonate, a saturated aqueous solution of ammonium chloride and water, and then was dried over anhydrous sodium sulfate. The solvent was distilled off under reduced pressure, and thus 26.8 g of the title compound was

obtained as a colorless solid.

[0157]

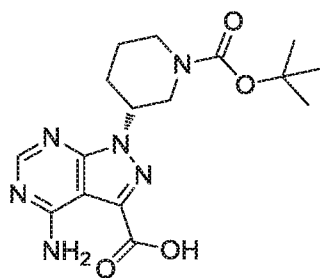
(Step 2) Synthesis of (R)-tert-butyl 3-(4-amino-3-iodo-1H-pyrazolo[3,4-d]pyrimidin-1-yl)piperidine-1-carboxylate

A suspension solution of 14.6 g of 3-iodo-1H-pyrazolo[3,4-d]pyrimidin-4-amine synthesized by the method described in WO 2007/126841, 25 g of (S)-tert-butyl 3-(methylsulfonyloxy)piperidine-1-carboxylate obtained in Step 1, and 69 g of potassium carbonate in 150 ml of DMA was heated to 100°C, and was stirred for 10 hours. The suspension solution was cooled to room temperature, and then 300 ml of water was added thereto. A solid thus obtained was collected by filtration and washed with water, and the solid was dried. Thus, 26.9 g of the title compound was obtained as a yellow solid. Physical property value: m/z [M+H]⁺ 446.2

[0158]

Synthetic Example 2 Synthesis of (R)-4-amino-1-(1-(tert-butyloxycarbonyl)piperidin-3-yl)-1H-pyrazolo[3,4-d]pyrimidine-3-carboxylic acid

[0159]



[0160]

2 g of (R)-tert-butyl 3-(4-amino-3-iodo-1H-pyrazolo[3,4-d]pyrimidin-1-yl)piperidine-1-carboxylate obtained in Synthetic Example 1, 3 ml of 2-diethylaminoethanol, and 158 mg of $\text{Pd}(\text{PPh}_3)_2\text{Cl}_2$ were dissolved in 20 ml of NMP. After the system was purged with carbon monoxide, and then the solution was heated to 120°C. After the solution was stirred for 1 hour, the solution was cooled to room temperature. 10 ml of methanol was added thereto, and then 6 ml of a 5 N aqueous solution of sodium hydroxide was added thereto. The mixture was stirred for 10 minutes. Water was added thereto, and then the aqueous layer was washed with ethyl acetate. The aqueous layer was adjusted to pH 4 with hydrochloric acid, and a solid thus precipitated was collected by filtration, washed with water, and then dried. Thus, 1.26 g of the title compound was obtained as a pale yellow solid.

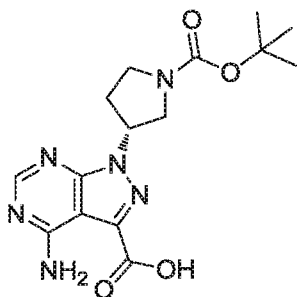
Physical property value: m/z $[\text{M}+\text{H}]^+$ 363.1

[0161]

Synthetic Example 3 Synthesis of (R)-4-amino-1-(1-

(tert-butyloxycarbonyl)pyrrolidin-3-yl)-1H-pyrazolo[3,4-d]pyrimidine-3-carboxylic acid

[0162]



[0163]

(Step 1) Synthesis of (S)-tert-butyl 3-(methanesulfonyloxy)pyrrolidine-1-carboxylate

935 mg of (S)-(-)-N-Boc-3-pyrrolidinol was dissolved in 15 ml of chloroform, and 1.04 ml of triethylamine and 467 μ l of methanesulfonyl chloride were added thereto under ice cooling. The mixture was stirred for 1.5 hours at room temperature, subsequently ethyl acetate and water were added thereto, and an organic layer was separated. The organic layer was washed with a saturated aqueous solution of sodium hydrogen carbonate, a saturated aqueous solution of ammonium chloride, and water, and then was dried over anhydrous sodium sulfate. The solvent was distilled off under reduced pressure, and thus 1.3 g of the title compound was obtained as a colorless oily substance.

Physical property value: m/z $[M+H]^+$ 266.1

[0164]

(Step 2) Synthesis of (R)-tert-butyl 3-(4-amino-3-iodo-1H-pyrazolo[3,4-d]pyrimidin-1-yl)pyrrolidine-1-carboxylate

A suspension of 20.0 g of 3-iodo-1H-pyrazolo[3,4-d]pyrimidin-4-amine synthesized by the method described in WO 2007/126841, 23 g of (S)-tert-butyl 3-(methylsulfonyloxy)pyrrolidine-1-carboxylate obtained in Step 1, and 32 g of potassium carbonate in 200 ml of DMA, was heated to 85°C, and was stirred for 3 hours. The solution was cooled to room temperature, and then a solid obtained by adding 400 ml of water thereto was collected by filtration, washed with water, and then dried. Thus, 23.5 g of the title compound was obtained as a pale yellow solid. Physical property value: m/z [M+H]⁺ 431.0

[0165]

(Step 3) Synthesis of (R)-4-amino-1-(1-(tert-butyloxycarbonyl)pyrrolidin-3-yl)-1H-pyrazolo[3,4-d]pyrimidine-3-carboxylic acid

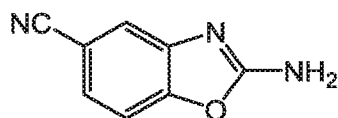
2.0 g of (R)-tert-butyl 3-(4-amino-3-iodo-1H-pyrazolo[3,4-d]pyrimidin-1-yl)pyrrolidine-1-carboxylate obtained in the above Step 2, 3.1 ml of 2-diethylaminoethanol, and 163 mg of Pd(PPh₃)₂Cl₂ were dissolved in 20 ml of NMP. The system was purged with carbon monoxide, and then was heated to 120°C. After the solution was stirred for 1 hour, the solution was cooled to

room temperature, and 10 ml of methanol was added thereto. Subsequently, 6 ml of a 5 N aqueous solution of sodium hydroxide was added thereto, and the mixture was stirred for 10 minutes. Water was added thereto, subsequently the aqueous layer was washed with chloroform, and the aqueous layer was adjusted to pH 4 with hydrochloric acid. A solid thus precipitated was collected by filtration, washed with water, and then dried. Thus, 1.35 g of the title compound was obtained as a pale yellow solid. Physical property value: m/z $[M+H]^+$ 349.1

[0166]

Synthetic Example 4 Synthesis of 5-cyanobenzo[d]oxazol-2-amine

[0167]



[0168]

15.1 g of 3-amino-4-hydroxybenzonitrile was dissolved in 75 ml of ethanol and 75 ml of water, and 14.7 g of bromocyan was added in small portions to the solution under ice cooling. The mixture was stirred for 2 hours at room temperature, and was ice-cooled again. 112 ml of a 2 N aqueous solution of NaOH was added to the solution, and the mixture was stirred for another 30 minutes. Most of ethanol was roughly removed using an evaporator, and the

residue was collected by filtration. The filter cake was washed with water, and thus 12.12 g of the title compound was obtained. Physical property value: m/z $[M+H]^+$ 161.1 [0169]

Example 1 Synthesis of (R)-1-(1-acryloylpiperidin-3-yl)-4-amino-N-(5-chlorobenzo[d]oxazol-2-yl)-1H-pyrazolo[3,4-d]pyrimidine-3-carboxamide (Example Compound 1)

(Step 1) Synthesis of (R)-tert-butyl-3-(4-amino-3-((5-chlorobenzo[d]oxazol-2-yl)carbamoyl)-1H-pyrazolo[3,4-d]pyrimidin-1-yl)piperidine-1-carboxylate

To a suspension solution of 94 mg of (R)-4-amino-1-(1-(tert-butyloxycarbonyl)piperidin-3-yl)-1H-pyrazolo[3,4-d]pyrimidine-3-carboxylic acid obtained in Synthetic Example 2 in 4 ml of THF, 50 mg of CDI was added, and the mixture was stirred for 3 hours at room temperature. 66 mg of 5-chlorobenzo[d]oxazol-2-amine was added thereto under ice cooling, and a 1.0 M THF solution of lithium hexamethyldisilazane was added dropwise thereto. The mixture was stirred for 30 minutes under ice cooling, 1 ml of water was added thereto, and the solvent THF was removed. A solid obtained by adding 4 ml of water to the residue was separated by filtration, and was washed with 5 ml of hexane/ethyl acetate = 1/1. Thus, 106 mg of the title compound was obtained as a white solid. Physical property

value: m/z [M+H]⁺ 513.2

[0170]

(Step 2) Synthesis of Example Compound 1

1 ml of 4 N hydrochloric acid/1,4-dioxane was added to 5.6 mg of (R)-tert-butyl-3-(4-amino-3-(5-chlorobenzo[d]oxazol-2-ylcarbonyl)-1H-pyrazolo[3,4-d]pyrimidin-1-yl)piperidine-1-carboxylate obtained in (Step 1), the mixture was stirred for 1 hour, and then the solvent was removed using an evaporator. 2 ml of chloroform and 7.6 µl of triethylamine were added to the residue, the mixture was ice-cooled, and then 0.9 µl of acryloyl chloride was added thereto. After the mixture was stirred for 1.5 hours, the reaction was terminated with a saturated aqueous solution of sodium bicarbonate, and extracted with chloroform. The organic layer was dried over sodium sulfate, and then a residue obtained after the removal of the solvent was purified using silica gel column (eluant: ethyl acetate:methanol). Thus, 2.6 mg of the title compound was obtained as a white solid.

[0171]

Example 2 Synthesis of (R)-1-(1-acryloylpiperidin-3-yl)-4-amino-N-(5-bromobenzo[d]oxazol-2-yl)-1H-pyrazolo[3,4-d]pyrimidine-3-carboxamide (Example Compound 2)

The title compound was obtained as a white solid from (R)-4-amino-1-(1-(tert-butyloxycarbonyl)piperidin-3-yl)-1H-

pyrazolo[3,4-d]pyrimidine-3-carboxylic acid of Synthetic Example 2 and 5-bromobenzo[d]oxazol-2-amine according to the procedure described in Example 1.

[0172]

Example 3 Synthesis of (R)-1-(1-acryloylpiperidin-3-yl)-4-amino-N-(5-(thiophen-2-yl)benzo[d]oxazol-2-yl)-1H-pyrazolo[3,4-d]pyrimidine-3-carboxamide (Example Compound 3)

(Step 1) Synthesis of 5-(thiophen-2-yl)benzo[d]oxazol-2-amine

100 mg of 5-bromobenzo[d]oxazol-2-amine, 249 mg of potassium phosphate, and 90 mg of thiophen-2-ylboronic acid were suspended in 2.5 ml of DME and 0.5 ml of water. 38 mg of 1,1'-bis(diphenylphosphino)ferrocene-palladium(II) dichloride-dichloromethane was added thereto, and the mixture was irradiated at 140°C for 20 minutes using a microwave reaction apparatus. The solvent was removed from the reaction solution, and the residue was purified by amine gel chromatography (eluent: chloroform/methanol), and thus 93 mg of the title compound was obtained as a pale brown solid. Physical property value: m/z [M+H]⁺ 216.8

[0173]

(Step 2) Synthesis of (R)-tert-butyl-3-(4-amino-3-((5-thiophen-2-yl)benzo[d]oxazol-2-yl)carbamoyl)-1H-pyrazolo[3,4-d]pyrimidin-1-yl)piperidine-1-carboxylate

To a suspension solution of 19 mg of (R)-4-amino-1-(1-(tert-butyloxycarbonyl)piperidin-3-yl)-1H-pyrazolo[3,4-d]pyrimidine-3-carboxylic acid obtained in Synthetic Example 2 in 2 ml of THF, 10 mg of CDI was added, and the mixture was stirred for 2 hours at room temperature. 17 mg of 5-(thiophen-2-yl)benzo[d]oxazol-2-amine obtained in Step 1 was added thereto under ice cooling, and 105 μ l of a 1.0 M THF solution of lithium hexamethyldisilazane was added dropwise thereto. The mixture was stirred for 30 minutes under ice cooling, subsequently 1 ml of water was added thereto, and the solvent THF was removed. A solid obtained by adding 4 ml of water to the residue was separated by filtration, and was washed with 5 ml of hexane/ethyl acetate = 1/1. Thus, 13 mg of the target substance was obtained as a pale brown solid. Physical property value: m/z $[M+H]^+$ 561.3

[0174]

(Step 3) Synthesis of Example Compound 3

1 ml of 4 N hydrochloric acid/1,4-dioxane was added to 9 mg of (R)-tert-butyl-3-(4-amino-3-((5-(thiophen-2-yl)benzo[d]oxazol-2-yl)carbamoyl)-1H-pyrazolo[3,4-d]pyrimidin-1-yl)piperidine-1-carboxylate obtained in (Step 2), the mixture was stirred for 1 hours, and then the solvent was removed using an evaporator. 2 ml of chloroform and 12 μ l of triethylamine were added to the

residue, the mixture was ice-cooled, and then 1.3 µl of acryloyl chloride was added thereto. After the mixture was stirred for 1.5 hours, the reaction was terminated with a saturated aqueous solution of sodium bicarbonate, and extracted with chloroform. The organic layer was dried over sodium sulfate, and then the residue obtained after solvent removal was purified by reverse phase preparative HPLC purification (water/acetonitrile (0.1% formic acid)). Thus, 2.1 mg of the title compound was obtained as a white solid.

[0175]

Example 4 Synthesis of (R)-4-amino-N-(5-chlorobenzo[d]oxazol-2-yl)-1-(1-methacryloylpiperidin-3-yl)-1H-pyrazolo[3,4-d]pyrimidine-3-carboxamide (Example Compound 4)

The title compound was obtained as a white solid according to the procedure described in Example 1, using methacryloyl chloride instead of acryloyl chloride.

[0176]

Example 5 Synthesis of (R,E)-4-amino-N-(5-chlorobenzo[d]oxazol-2-yl)-1-(1-(but-2-enoyl)piperidin-3-yl)-1H-pyrazolo[3,4-d]pyrimidine-3-carboxamide (Example Compound 5)

The title compound was obtained as a white solid according to the procedure described in Example 1, using

crotonic acid chloride instead of acryloyl chloride.

[0177]

Example 6 Synthesis of (R)-1-(1-acryloylpiperidin-3-yl)-4-amino-N-(5-cyanobenzo[d]oxazol-2-yl)-1H-pyrazolo[3,4-d]pyrimidine-3-carboxamide (Example Compound 6)

(Step 1) Synthesis of (R)-tert-butyl-3-(4-amino-3-((5-cyanobenzo[d]oxazol-2-yl)carbamoyl)-1H-pyrazolo[3,4-d]pyrimidin-1-yl)piperidine-1-carboxylate

2.32 g of (R)-4-amino-1-(1-(tert-butyloxycarbonyl)piperidin-3-yl)-1H-pyrazolo[3,4-d]pyrimidine-3-carboxylic acid obtained in Synthetic Example 2 was dissolved in 25 ml of DMA, 2.01 g of CDI was added thereto, and the mixture was stirred for 1 hour at room temperature. 1.12 g of 5-cyanobenzo[d]oxazol-2-amine was added to the reaction solution, and thereafter, 1.23 g of sodium tert-butyrate was added thereto. The mixture was stirred for 2 hours at room temperature, and water was added thereto. Subsequently, the pH was adjusted with 2 N hydrochloric acid, and thereby a solid was precipitated therefrom. The solid was collected by filtration and dried. Thus, 2.66 g of the title compound was obtained as a pale yellow solid. Physical property value: m/z [M+H]⁺ 505.3

[0178]

(Step 2) Synthesis of Example Compound 6

2.1 g of (R)-tert-butyl-3-(4-amino-3-((5-

cyanobenzo[d]oxazol-2-yl)carbamoyl)-1H-pyrazolo[3,4-d]pyrimidin-1-yl)piperidine-1-carboxylate obtained in Step 1 was suspended in 10 ml of dichloromethane, and 10 ml of TFA was added thereto at room temperature. The mixture was stirred for 2 hours, and then the TFA was removed using an evaporator. Furthermore, the residue was azeotropically distilled with toluene, the residue was mixed with 20 ml of NMP and 2 ml of water, and the mixture was ice-cooled. 2.88 g of potassium carbonate and 0.4 ml of acryloyl chloride were added thereto, and the mixture was stirred under ice cooling. After 2 hours, water and 2 N hydrochloric acid were added thereto to adjust the pH, and a solid thus obtained was collected by filtration. Thereafter, the solid was purified by silica gel chromatography (chloroform-methanol), and thus 0.7 g of the target substance was obtained as a white solid.

[0179]

Example 7 Synthesis of (R)-1-(1-acryloylpiperidin-3-yl)-4-amino-N-(5-methoxybenzo[d]oxazol-2-yl)-1H-pyrazolo[3,4-d]pyrimidin-3-carboxamide (Example Compound 7)

The title compound was obtained as a pale brown solid according to the procedure described in Example 6, from (R)-4-amino-1-(1-(tert-butyloxycarbonyl)piperidin-3-yl)-1H-pyrazolo[3,4-d]pyrimidine-3-carboxylic acid of Synthetic Example 2 and 5-methoxybenzo[d]oxazol-2-amine.

[0180]

Example 8 Synthesis of (R)-1-(1-acryloylpiperidin-3-yl)-4-amino-N-(5-(2-methoxyethyl)benzo[d]oxazol-2-yl)-1H-pyrazolo[3,4-d]pyrimidine-3-carboxamide (Example Compound 8)

The title compound was obtained as a white solid according to the procedure described in Example 6, from (R)-4-amino-1-(1-(tert-butyloxycarbonyl)piperidin-3-yl)-1H-pyrazolo[3,4-d]pyrimidine-3-carboxylic acid of Synthetic Example 2 and 5-(2-methoxyethyl)benzo[d]oxazol-2-amine.

[0181]

Example 9 Synthesis of (R)-1-(1-acryloylpiperidin-3-yl)-4-amino-N-(oxazolo[4,5-b]pyridin-2-yl)-1H-pyrazolo[3,4-d]pyrimidine-3-carboxamide (Example Compound 9)

The title compound was obtained as a white solid according to the procedure described in Example 6, from (R)-4-amino-1-(1-(tert-butyloxycarbonyl)piperidin-3-yl)-1H-pyrazolo[3,4-d]pyrimidine-3-carboxylic acid of Synthetic Example 2 and oxazolo[4,5-b]pyridin-2-amine.

[0182]

Example 10 Synthesis of (R)-1-(1-acryloylpiperidin-3-yl)-4-amino-N-(4-methylbenzo[d]oxazol-2-yl)-1H-pyrazolo[3,4-d]pyrimidine-3-carboxamide (Example Compound 10)

The title compound was obtained as a white solid

according to the procedure described in Example 6, from (R)-4-amino-1-(1-(tert-butyloxycarbonyl)piperidin-3-yl)-1H-pyrazolo[3,4-d]pyrimidine-3-carboxylic acid of Synthetic Example 2 and 4-methylbenzo[d]oxazol-2-amine.

[0183]

Example 11 Synthesis of (R)-4-amino-N-(5-fluorobenzo[d]oxazol-2-yl)-1-(1-methacryloylpiperidin-3-yl)-1H-pyrazolo[3,4-d]pyrimidine-3-carboxamide (Example Compound 11)

The title compound was obtained as a white solid according to the procedure described in Example 6, using (R)-4-amino-N-(5-fluorobenzo[d]oxazol-2-yl)-1-(piperidin-3-yl)-1H-pyrazolo[3,4-d]pyrimidine-3-carboxamide obtained in Example 12 (Step 2), and using methacryloyl chloride instead of acryloyl chloride.

[0184]

Example 12 Synthesis of (R)-1-(1-acryloylpiperidin-3-yl)-4-amino-N-(5-fluorobenzo[d]oxazol-2-yl)-1H-pyrazolo[3,4-d]pyrimidine-3-carboxamide (Example Compound 12)

(Step 1) Synthesis of (R)-tert-butyl-3-(4-amino-3-((5-fluorobenzo[d]oxazol-2-yl)carbamoyl)-1H-pyrazolo[3,4-d]pyrimidin-1-yl)piperidine-1-carboxylate

To a solution of 1.0 g of (R)-4-amino-1-(1-(tert-butyloxycarbonyl)piperidin-3-yl)-1H-pyrazolo[3,4-

d]pyrimidine-3-carboxylic acid obtained in Synthetic Example 2 in 10 ml of DMA, 895 mg of CDI was added, and the mixture was stirred for 1 hour at room temperature. 462 mg of 5-fluorobenzo[d]oxazol-2-amine was added thereto, and 9 ml of a 1.0 M THF solution of sodium tert-butyrate was added dropwisely thereto. The mixture was stirred for 30 minutes at room temperature, and then 10 ml of a 1 N aqueous solution of NaOH was added thereto, and the solvent THF was removed. After the residue was stirred for 1 hour, 2 N HCl and water-MeOH were added thereto to precipitate the mixture. Subsequently, a solid thus obtained was collected by filtration, and thus 1.14 g of the title compound was obtained as a light yellow solid. Physical property value: m/z $[M+H]^+$ 497.2

[0185]

(Step 2) Synthesis of (R)-4-amino-N-(5-fluorobenzo[d]oxazol-2-yl)-1-(piperidin-3-yl)-1H-pyrazolo[3,4-d]pyrimidine-3-carboxamide

3.06 g of (R)-tert-butyl-3-(4-amino-3-(5-fluorobenzo[d]oxazol-2-ylcarbonyl)-1H-pyrazolo[3,4-d]pyrimidin-1-yl)piperidine-1-carboxylate obtained in Step 1 and 5.5 g of sodium iodide were suspended in 30 ml of acetonitrile, and 4.7 ml of trimethylsilyl chloride was added thereto at room temperature. The mixture was stirred for 1 hour at room temperature, a saturated aqueous

solution of sodium bicarbonate was added thereto, and thereby a solid was precipitated. After the system was stirred for 10 minutes, the solid was collected by filtration and dried, and thus 2.07 g of the title compound was obtained as a light brown solid. Physical property value: m/z $[M+H]^+$ 398.0

[0186]

(Step 3) Synthesis of Example Compound 12

2 g of (R)-4-amino-N-(5-fluorobenzo[d]oxazol-2-yl)-1-(piperidin-3-yl)-1H-pyrazolo[3,4-d]pyrimidine-3-carboxamide obtained in Step 2 and 2.1 g of potassium carbonate were dissolved in 20 ml of NMP and 2 ml of water, and the solution was stirred under ice cooling. 0.4 ml of acryloyl chloride was added thereto, and the mixture was stirred for 1 hour. Water was added thereto, and the pH was adjusted with hydrochloric acid. A solid precipitated therefrom was collected by filtration. The solid thus collected by filtration was purified by silica gel chromatography (eluent: chloroform-methanol), and 1.79 g of the title compound was obtained as a white solid.

[0187]

Example 13 Synthesis of (R)-1-(1-acryloylpiperidin-3-yl)-4-amino-N-(benzo[d]oxazol-2-yl)-1H-pyrazolo[3,4-d]pyrimidine-3-carboxamide (Example Compound 13)

(Step 1) Synthesis of (R)-tert-butyl-3-(4-amino-3-

((benzo[d]oxazol-2-yl)carbamoyl)-1H-pyrazolo[3,4-d]pyrimidin-1-yl)piperidine-1-carboxylate

300 mg of (R)-tert-butyl 3-(4-amino-3-iodo-1H-pyrazolo[3,4-d]pyrimidin-1-yl)piperidine-1-carboxylate obtained in Synthetic Example 1 was dissolved in 3 ml of NMP. 118 mg of benzo[d]oxazol-2-amine, 20 mg of xantphos, and 0.15 ml of N-methylmorpholine were added thereto, and a degassing operation was carried out. Thereafter, 7.6 mg of palladium acetate was added thereto, and in a carbon monoxide atmosphere, the mixture was heated to 110°C and stirred for 2 hours. After the mixture was cooled, 4.5 ml of methanol and 0.45 ml of a 5 N aqueous solution of sodium hydroxide were added thereto, and the mixture was stirred for 30 minutes at room temperature. Thereafter, the pH was adjusted to 5.3 with 2 N HCl, and a solid thus obtained was collected by filtration. The crude product was purified using a silica gel column (eluent:chloroform-methanol), and thus 257 mg of the title compound was obtained as a white solid. Physical property value: m/z [M+H]⁺ 479.3
[0188]

(Step 2) Synthesis of Example Compound 13

5 g of (R)-tert-butyl-3-(4-amino-3-((benzo[d]oxazol-2-yl)carbamoyl)-1H-pyrazolo[3,4-d]pyrimidin-1-yl)piperidine-1-carboxylate obtained in Step 1 was suspended in 50 ml of acetonitrile, and 7.85 g of sodium

iodide was added thereto. 6.65 ml of trimethylsilyl chloride was added dropwise thereto with stirring at room temperature, and the mixture was stirred for 1 hour. 87.5 ml of water and 12.5 ml of a 5 N aqueous solution of sodium hydroxide were added thereto, and then the system was ice-cooled. 0.895 ml of acryloyl chloride was added dropwise thereto, and the mixture was stirred for 1 hour under ice cooling. A solid obtained by adding water thereto was collected by filtration, washed with water, and dried. Thus, 4.13 g of the title compound was obtained as a white solid.

[0189]

Example 14 Synthesis of (R,E)-4-amino-N-(benzo[d]oxazol-2-yl)-1-(1-(but-2-enoyl)piperidin-3-yl)-1H-pyrazolo[3,4-d]pyrimidine-3-carboxamide (Example Compound 14)

The title compound was obtained as a white solid according to the procedure described in Example 13, using crotonic acid chloride instead of acryloyl chloride.

[0190]

Example 15 Synthesis of (R,E)-4-amino-N-(5-chlorobenzo[d]oxazol-2-yl)-1-(1-(4-(dimethylamino)but-2-enoyl)piperidin-3-yl)-1H-pyrazolo[3,4-d]pyrimidine-3-carboxamide (Example Compound 15)

1 ml of 4 N hydrochloric acid/1,4-dioxane was added

to 5 mg of (R)-tert-butyl-3-(4-amino-3-((5-chlorobenzo[d]oxazol-2-yl)carbamoyl)-1H-pyrazolo[3,4-d]pyrimidin-1-yl)piperidine-1-carboxylate obtained in Step 1 of Example 1, and the mixture was stirred for 10 minutes. Thereafter, the solvent was removed using an evaporator, and the system was azeotropically distilled with toluene. The residue was dissolved in 1 ml of DMF, and 8.5 μ l of diisopropylethylamine, 2.4 mg of (E)-4-(dimethylamino)but-2-enoic acid hydrochloride, and 5.5 mg of HATU were added thereto. The mixture was stirred for 1 hour at room temperature, and then the solution was concentrated under reduced pressure. The residue was purified by reverse phase preparative HPLC purification (water/acetonitrile (0.1% formic acid)), and thus 3.96 mg of the title compound was obtained as a white solid.

[0191]

Example 16 Synthesis of (R,E)-4-amino-N-(5-chlorobenzo[d]oxazol-2-yl)-1-(1-(4-(ethyl(methyl)amino)but-2-enoyl)piperidin-3-yl)-1H-pyrazolo[3,4-d]pyrimidine-3-carboxamide (Example Compound 16)

The title compound was obtained as a white solid according to the procedure described in Example 15, using (E)-4-(ethyl(methyl)amino)but-2-enoic acid hydrochloride instead of (E)-4-(dimethylamino)but-2-enoic acid hydrochloride.

[0192]

Example 17 Synthesis of (R,E)-4-amino-N-(5-chlorobenzo[d]oxazol-2-yl)-1-(1-(4-(diethylamino)but-2-enoyl)piperidin-3-yl)-1H-pyrazolo[3,4-d]pyrimidine-3-carboxamide (Example Compound 17)

The title compound was obtained as a white solid according to the procedure described in Example 15, using (E)-4-(diethylamino)but-2-enoic acid hydrochloride instead of (E)-4-(dimethylamino)but-2-enoic acid hydrochloride.

[0193]

Example 18 Synthesis of (R,E)-4-amino-N-(5-chlorobenzo[d]oxazol-2-yl)-1-(1-(4-(isopropyl(methyl)amino)but-2-enoyl)piperidin-3-yl)-1H-pyrazolo[3,4-d]pyrimidine-3-carboxamide (Example Compound 18)

The title compound was obtained as a white solid according to the procedure described in Example 15, using (E)-4-(isopropyl(methyl)amino)but-2-enoic acid hydrochloride instead of (E)-4-(dimethylamino)but-2-enoic acid hydrochloride.

[0194]

Example 19 Synthesis of (R,E)-4-amino-N-(5-chlorobenzo[d]oxazol-2-yl)-1-(1-(4-(pyrrolidin-1-yl)but-2-enoyl)piperidin-3-yl)-1H-pyrazolo[3,4-d]pyrimidine-3-carboxamide (Example Compound 19)

The title compound was obtained as a white solid according to the procedure described in Example 15, using (E)-4-(pyrrolidin-1-yl)but-2-enoic acid hydrochloride instead of (E)-4-(dimethylamino)but-2-enoic acid hydrochloride.

[0195]

Example 20 Synthesis of (R,E)-4-amino-N-(5-chlorobenzo[d]oxazol-2-yl)-1-(1-(4-(piperidin-1-yl)but-2-enoyl)piperidin-3-yl)-1H-pyrazolo[3,4-d]pyrimidine-3-carboxamide (Example Compound 20)

The title compound was obtained as a white solid according to the procedure described in Example 15, using (E)-4-(piperidin-1-yl)but-2-enoic acid hydrochloride instead of (E)-4-(dimethylamino)but-2-enoic acid hydrochloride.

[0196]

Example 21 Synthesis of (R,E)-4-amino-N-(5-(thiophen-2-yl)benzo[d]oxazol-2-yl)-1-(1-(4-(dimethylamino)but-2-enoyl)piperidin-3-yl)-1H-pyrazolo[3,4-d]pyrimidine-3-carboxamide (Example Compound 21)

The title compound was obtained as a white solid according to the procedure described in Example 15, using (R)-tert-butyl-3-(4-amino-3-((5-(thiophen-2-yl)benzo[d]oxazol-2-yl)carbamoyl)-1H-pyrazolo[3,4-d]pyrimidin-1-yl)piperidine-1-carboxylate obtained in

Example 3 (Step 2).

[0197]

Example 22 Synthesis of (R)-4-amino-N-(benzo[d]oxazol-2-yl)-1-(1-(but-2-ynoyl)piperidin-3-yl)-1H-pyrazolo[3,4-d]pyrimidine-3-carboxamide (Example Compound 22)

The title compound was obtained as a pale yellow solid according to the procedure described in Example 15, using (R)-tert-butyl-3-(4-amino-3-((benzo[d]oxazol-2-yl)carbamoyl)-1H-pyrazolo[3,4-d]pyrimidin-1-yl)piperidine-1-carboxylate obtained in Example 13 (Step 1), and but-2-ynoic acid instead of (E)-4-(dimethylamino)but-2-enoic acid hydrochloride.

[0198]

Example 23 Synthesis of (R)-1-(1-acryloylpiperidin-3-yl)-4-amino-N-(5,6-dimethylbenzo[d]oxazol-2-yl)-1H-pyrazolo[3,4-d]pyrimidine-3-carboxamide (Example Compound 23)

(Step 1) Synthesis of (R)-1-(1-acyloxypiperidin-3-yl)-4-amino-1H-pyrazolo[3,4-d]pyrimidine-3-carboxylic acid

To 1 g of (R)-4-amino-1-(1-(tert-butyloxycarbonyl)piperidin-3-yl)-1H-pyrazolo[3,4-d]pyrimidine-3-carboxylic acid of Synthetic Example 3, 15 ml of 4 N hydrochloric acid/1,4-dioxane was added, and the mixture was stirred for 1 hour at room temperature.

Thereafter, the solvent was removed, and the system was azeotropically distilled by adding toluene thereto. 50 ml of chloroform and 3.8 ml of triethylamine were added to the residue. While the mixture was stirred, 780 μ l of acryloyl chloride was slowly added thereto. After completion of the reaction was confirmed, the reaction was terminated by adding 2-propanol. The solvent was removed, and an aqueous solution of formic acid was added to the residue. When the mixture was adjusted to pH 3, a solid was precipitated. A solid thus obtained was collected by filtration and dried, and thus 840 mg of the title compound was obtained as a yellow solid. Physical property value: m/z $[M+H]^+$ 318.1
[0199]

(Step 2) Synthesis of Example Compound 23

5 mg of (R)-1-(1-acyloxypiperidin-3-yl)-4-amino-1H-pyrazolo[3,4-d]pyrimidine-3-carboxylic acid obtained in the above Step 1 was dissolved in 150 μ l of DMF. To that solution, 8.26 μ l of diisopropylethylamine, 3.85 mg of 5,6-dimethylbenzo[d]oxazol-2-amine, and 9 mg of HATU were added. After the mixture was stirred overnight, 850 μ l of DMSO was added thereto, and the mixture was purified by reverse phase preparative HPLC purification (water/acetonitrile (0.1% formic acid)). Thus, 1.2 mg of the title compound was obtained as a white solid.
[0200]

Example 24 Synthesis of (R)-1-(1-acryloylpyrrolidin-3-yl)-4-amino-N-(5-chlorobenzo[d]oxazol-2-yl)-1H-pyrazolo[3,4-d]pyrimidine-3-carboxamide (Example Compound 24)

(Step 1) Synthesis of (R)-tert-butyl-3-(4-amino-3-((5-chlorobenzo[d]oxazol-2-yl)carbamoyl)-1H-pyrazolo[3,4-d]pyrimidin-1-yl)pyridine-1-carboxylate

To a solution of 100 mg of (R)-4-amino-1-(1-(tert-butyloxycarbonyl)pyrrolidin-3-yl)-1H-pyrazolo[3,4-d]pyrimidine-3-carboxylic acid obtained in Synthetic Example 3 in 5 ml of DMF, 56 mg of CDI was added, and the mixture was stirred for 1 hour at room temperature. 73 mg of 5-chlorobenzo[d]oxazol-2-amine was added thereto under ice cooling, and 17 mg of 60% sodium hydride was added thereto. After the mixture was stirred for 30 minutes under ice cooling, 1 ml of water was added thereto to terminate the reaction. The reaction solution was concentrated, and was purified by silica gel column chromatography (eluant: chloroform-methanol). Thus, 114 mg of the title compound was obtained as a white solid. Physical property value: m/z [M+H]⁺ 499.1

[0201]

(Step 2) Synthesis of Example Compound 24

15 mg of (R)-tert-butyl-3-(4-amino-3-((5-chlorobenzo[d]oxazol-2-yl)carbamoyl)-1H-pyrazolo[3,4-

d]pyrimidin-1-yl)pyrrolidine-1-carboxylate obtained in Step 1 was mixed with 1.5 ml of 4 N hydrochloric acid/1,4-dioxane, the mixture was stirred for 1 hour, and then the solvent was removed using an evaporator. 2 ml of chloroform and 21 μ l of triethylamine were added to the residue, the mixture was ice-cooled, and then 2.4 μ l of acryloyl chloride was added thereto. After the mixture was stirred for 3 hours, the reaction was terminated with a saturated aqueous solution of sodium bicarbonate, and extracted with chloroform. The organic layer was dried over sodium sulfate, and then a residue obtained after removal of the solvent was purified using a silica gel column (eluant: ethyl acetate:methanol). Thus, 6.8 mg of the title compound was obtained as a white solid.

[0202]

Example 25 Synthesis of (R,E)-4-amino-N-(5-chlorobenzo[d]oxazol-2-yl)-1-(1-(but-2-enoyl)pyrrolidin-3-yl)-1H-pyrazolo[3,4-d]pyrimidine-3-carboxamide (Example Compound 25)

The title compound was obtained as a white solid according to the procedure described in Example 24, using crotonic acid chloride instead of acryloyl chloride.

[0203]

Example 26 Synthesis of (R,E)-4-amino-N-(5-chlorobenzo[d]oxazol-2-yl)-1-(1-(3-methylbut-2-

enoyl)pyrrolidin-3-yl)-1H-pyrazolo[3,4-d]pyrimidine-3-carboxamide (Example Compound 26)

The title compound was obtained as a white solid according to the procedure described in Example 24, using 3-methylbut-2-enoyl chloride instead of acryloyl chloride.
[0204]

Example 27 Synthesis of (R)-1-(1-acryloylpyrrolidin-3-yl)-4-amino-N-(benzo[d]oxazol-2-yl)-1H-pyrazolo[3,4-d]pyrimidine-3-carboxamide (Example Compound 27)

The title compound was obtained as a white solid according to the procedure described in Example 24, from (R)-4-amino-1-(1-(tert-butyloxycarbonyl)pyrrolidin-3-yl)-1H-pyrazolo[3,4-d]pyrimidine-3-carboxylic acid of Synthetic Example 3 and benzo[d]oxazol-2-amine.
[0205]

Example 28 Synthesis of (R)-1-(1-acryloylpyrrolidin-3-yl)-4-amino-N-(5-(thiophen-2-yl)benzo[d]oxazol-2-yl)-1H-pyrazolo[3,4-d]pyrimidine-3-carboxamide (Example Compound 28)

The title compound was obtained as a white solid according to the procedure described in Example 24, from (R)-4-amino-1-(1-(tert-butyloxycarbonyl)pyrrolidin-3-yl)-1H-pyrazolo[3,4-d]pyrimidine-3-carboxylic acid of Synthetic Example 3 and 5-(thiophen-2-yl)benzo[d]oxazol-2-amine.
[0206]

Example 29 Synthesis of (R)-1-(1-acryloylpyrrolidin-3-yl)-4-amino-N-(5-methylbenzo[d]oxazol-2-yl)-1H-pyrazolo[3,4-d]pyrimidine-3-carboxamide (Example Compound 29)

The title compound was obtained as a pale yellow according to the procedure described in Example 24, from (R)-4-amino-1-(1-(tert-butyloxycarbonyl)pyrrolidin-3-yl)-1H-pyrazolo[3,4-d]pyrimidine-3-carboxylic acid of Synthetic Example 3 and 5-methylbenzo[d]oxazol-2-amine.

[0207]

Example 30 Synthesis of (R)-1-(1-acryloylpyrrolidin-3-yl)-4-amino-N-(5-fluorobenzo[d]oxazol-2-yl)-1H-pyrazolo[3,4-d]pyrimidine-3-carboxamide (Example Compound 30)

The title compound was obtained as a pale yellow solid according to the procedure described in Example 24, from (R)-4-amino-1-(1-(tert-butyloxycarbonyl)pyrrolidin-3-yl)-1H-pyrazolo[3,4-d]pyrimidine-3-carboxylic acid of Synthetic Example 3 and 5-fluorobenzo[d]oxazol-2-amine.

[0208]

Example 31 Synthesis of (R)-1-(1-acryloylpyrrolidin-3-yl)-4-amino-N-(5-(4-chlorophenyl)benzo[d]oxazol-2-yl)-1H-pyrazolo[3,4-d]pyrimidine-3-carboxamide (Example Compound 31)

(Step 1) Synthesis of 5-(4-

chlorophenyl)benzo[d]oxazol-2-amine

The title compound was obtained as a white solid according to the procedure described in Step 1 of Example 3, using 4-chlorophenylboronic acid instead of thiophen-2-ylboronic acid. Physical property value: m/z $[M+H]^+$ 245.1
[0209]

(Step 2) Synthesis of Example Compound 31

The title compound was obtained as a white solid according to the procedure described in Example 24, from (R)-4-amino-1-(1-(tert-butyloxycarbonyl)pyrrolidin-3-yl)-1H-pyrazolo[3,4-d]pyrimidine-3-carboxylic acid of Synthetic Example 3 and 5-(4-chlorophenyl)benzo[d]oxazol-2-amine obtained in the above Step 1.

[0210]

Example 32 Synthesis of (R,E)-4-amino-N-(5-chlorobenzo[d]oxazol-2-yl)-1-(1-(4-(dimethylamino)but-2-enoyl)pyrrolidin-3-yl)-1H-pyrazolo[3,4-d]pyrimidine-3-carboxamide (Example Compound 32)

To 15 mg of (R)-tert-butyl-3-(4-amino-3-((5-chlorobenzo[d]oxazol-2-yl)carbamoyl)-1H-pyrazolo[3,4-d]pyrimidin-1-yl)pyrrolidine-1-carboxylate obtained in Step 1 of Example 24, 1.5 ml of 4 N hydrochloric acid/1,4-dioxane was added, and the mixture was stirred for 10 minutes. Thereafter, the solvent was removed using an evaporator, and the residue was azeotropically distilled

with toluene. The residue was dissolved in 1 ml of DMF, and 13 μ l of diisopropylethylamine, 3.7 mg of (E)-4-(dimethylamino)but-2-enoic acid hydrochloride, and 8.4 mg of HATU were added thereto. After the mixture was stirred for 1 hour at room temperature, the solution was concentrated under reduced pressure. The residue was purified by reverse phase preparative HPLC purification (water/acetonitrile (0.1% formic acid)), and thus 4.2 mg of the title compound was obtained as a white solid.

[0211]

Example 33 Synthesis of (R,E)-4-amino-N-(5-chlorobenzo[d]oxazol-2-yl)-1-(1-(4-(ethyl(methyl)amino)but-2-enoyl)pyrrolidin-3-yl)-1H-pyrazolo[3,4-d]pyrimidine-3-carboxamide (Example Compound 33)

The title compound was obtained as a white solid according to the procedure described in Example 32, using (E)-4-(ethyl(methyl)amino)but-2-enoic acid hydrochloride instead of (E)-4-(dimethylamino)but-2-enoic acid hydrochloride.

[0212]

Example 34 Synthesis of (R,E)-4-amino-N-(5-chlorobenzo[d]oxazol-2-yl)-1-(1-(4-(diethylamino)but-2-enoyl)pyrrolidin-3-yl)-1H-pyrazolo[3,4-d]pyrimidine-3-carboxamide (Example Compound 34)

The title compound was obtained as a white solid

according to the procedure described in Example 32, using (E)-4-(diethylamino)but-2-enoic acid hydrochloride instead of (E)-4-(dimethylamino)but-2-enoic acid hydrochloride.
[0213]

Example 35 Synthesis of (R,E)-4-amino-N-(5-chlorobenzo[d]oxazol-2-yl)-1-(1-(4-(isopropyl(methyl)amino)but-2-enoyl)pyrrolidin-3-yl)-1H-pyrazolo[3,4-d]pyrimidine-3-carboxamide (Example Compound 35)

The title compound was obtained as a white solid according to the procedure described in Example 32, using (E)-4-(isopropyl(methyl)amino)but-2-enoic acid hydrochloride instead of (E)-4-(dimethylamino)but-2-enoic acid hydrochloride.
[0214]

Example 36 Synthesis of (R,E)-4-amino-N-(5-chlorobenzo[d]oxazol-2-yl)-1-(1-(4-(pyrrolidin-1-yl)but-2-enoyl)pyrrolidin-3-yl)-1H-pyrazolo[3,4-d]pyrimidine-3-carboxamide (Example Compound 36)

The title compound was obtained as a white solid according to the procedure described in Example 32, using (E)-4-(pyrrolidin-1-yl)but-2-enoic acid hydrochloride instead of (E)-4-(dimethylamino)but-2-enoic acid hydrochloride.
[0215]

Example 37 Synthesis of (R,E)-4-amino-N-(5-chlorobenzo[d]oxazol-2-yl)-1-(1-(4-(piperidin-1-yl)but-2-enoyl)pyrrolidin-3-yl)-1H-pyrazolo[3,4-d]pyrimidine-3-carboxamide (Example Compound 37)

The title compound was obtained as a white solid according to the procedure described in Example 32, using (E)-4-(piperidin-1-yl)but-2-enoic acid hydrochloride instead of (E)-4-(dimethylamino)but-2-enoic acid hydrochloride.

[0216]

Example 38 Synthesis of (R)-1-(1-acryloylpyrrolidin-3-yl)-4-amino-N-(5-methoxybenzo[d]oxazol-2-yl)-1H-pyrazolo[3,4-d]pyrimidine-3-carboxamide (Example Compound 38)

The title compound was obtained as a white solid according to the procedure described in Example 6, from (R)-4-amino-1-(1-(tert-butyloxycarbonyl)pyrrolidin-3-yl)-1H-pyrazolo[3,4-d]pyrimidine-3-carboxylic acid of Synthetic Example 3 and 5-methoxybenzo[d]oxazol-2-amine.

[0217]

Example 39 Synthesis of (R)-1-(1-acryloylpyrrolidin-3-yl)-4-amino-N-(5-cyanobenzo[d]oxazol-2-yl)-1H-pyrazolo[3,4-d]pyrimidine-3-carboxamide (Example Compound 39)

The title compound was obtained as a white solid

according to the procedure described in Example 6, from (R)-4-amino-1-(1-(tert-butyloxycarbonyl)pyrrolidin-3-yl)-1H-pyrazolo[3,4-d]pyrimidine-3-carboxylic acid of Synthetic Example 3 and 5-cyanobenzo[d]oxazol-2-amine.

[0218]

Example 40 Synthesis of (R)-1-(1-acryloylpyrrolidin-3-yl)-4-amino-N-(5-(2-methoxyethyl)benzo[d]oxazol-2-yl)-1H-pyrazolo[3,4-d]pyrimidine-3-carboxamide (Example Compound 40)

The compound was obtained as a pale yellow solid according to the procedure described in Example 6, from (R)-4-amino-1-(1-(tert-butyloxycarbonyl)pyrrolidin-3-yl)-1H-pyrazolo[3,4-d]pyrimidine-3-carboxylic acid of Synthetic Example 3 and 5-(2-methoxyethyl)benzo[d]oxazol-2-amine.

[0219]

Example 41 Synthesis of (R)-1-(1-acryloylpyrrolidin-3-yl)-4-amino-N-(5-phenylbenzo[d]oxazol-2-yl)-1H-pyrazolo[3,4-d]pyrimidine-3-carboxamide (Example Compound 41)

(Step 1) Synthesis of (R)-tert-butyl-3-(4-amino-3-((5-phenylbenzo[d]oxazol-2-yl)carbamoyl)-1H-pyrazolo[3,4-d]pyrimidin-1-yl)pyrrolidine-1-carboxylate

20 mg of (R)-4-amino-1-(1-(tert-butyloxycarbonyl)pyrrolidin-3-yl)-1H-pyrazolo[3,4-d]pyrimidine-3-carboxylic acid of Synthetic Example 3 was

suspended in 1 ml of THF, and 12 mg of CDI was added thereto at room temperature with stirring. The mixture was stirred overnight at room temperature, 24 mg of 5-phenylbenzo[d]oxazol-2-amine was added thereto, and then the mixture was ice-cooled. 172 μ l of a 1.0 M THF solution of lithium hexamethyldisilazane was added dropwise thereto. After the mixture was stirred for 1 hour, the reaction was terminated by adding 30 μ l of acetic acid thereto. After the solvent was removed, the residue was purified by reverse phase preparative HPLC purification (water/acetonitrile (0.1% formic acid)), and thus 12.8 mg of the title compound was obtained as a white solid. Physical property value: m/z $[M+H]^+$ 541.1 [0220]

(Step 2) Synthesis of Example Compound 41

To 12.8 mg of (R)-tert-butyl-3-(4-amino-3-((5-phenylbenzo[d]oxazol-2-yl)carbamoyl)-1H-pyrazolo[3,4-d]pyrimidin-1-yl)pyrrolidine-1-carboxylate obtained in the above Step 1, 1.5 ml of 4 N hydrochloric acid/1,4-dioxane was added, and the mixture was stirred for 1 hour. Thereafter, the solvent was removed, and the system as azeotropically distilled with 1 ml of toluene. 1 ml of chloroform and 16 μ l of triethylamine were added to the residue, and the mixture was stirred under ice cooling. 1.9 μ l of acryloyl chloride was added to the solution, and

the mixture was stirred for 1 hour. Subsequently, the reaction was terminated with a saturated aqueous solution of sodium bicarbonate, and extracted using chloroform. The organic layer was dried over sodium sulfate, and then a residue obtained after removal of the solvent was purified by reverse phase preparative HPLC purification (water/acetonitrile (0.1% formic acid)). Thus, 3.46 mg of the title compound was obtained as a white solid.

[0221]

Example 42 Synthesis of (R,E)-4-amino-N-(5-phenylbenzo[d]oxazol-2-yl)-1-(1-(4-(dimethylamino)but-2-enoyl)pyrrolidin-3-yl)-1H-pyrazolo[3,4-d]pyrimidine-3-carboxamide (Example Compound 42)

To 5 mg of (R)-tert-butyl-3-(4-amino-3-((5-phenylbenzo[d]oxazol-2-yl)carbamoyl)-1H-pyrazolo[3,4-d]pyrimidin-1-yl)pyrrolidine-1-carboxylate obtained in Step 1 of Example 41, 1 ml of N hydrochloric acid/1,4-dioxane was added, and the mixture was stirred for 30 minutes. Thereafter, the solvent was removed, and the residue was azeotropically distilled with 1 ml of toluene. The residue was dissolved in 1 ml of DMF, 7.9 μ l of diisopropylethylamine, 2.2 mg of (E)-4-(dimethylamino)but-2-enoic acid hydrochloride, and 5.18 mg of HATU were added thereto. The mixture was stirred for 1 hour at room temperature, and then the solution was concentrated under

reduced pressure. The residue was purified by reverse phase preparative HPLC purification (water/acetonitrile (0.1% formic acid)). Thus, 3.04 mg of the title compound was obtained as a white solid.

[0222]

Example 43 Synthesis of (R)-1-(1-acryloylpyrrolidin-3-yl)-4-amino-N-(5-(trifluoromethyl)benzo[d]oxazol-2-yl)-1H-pyrazolo[3,4-d]pyrimidine-3-carboxamide (Example Compound 43)

(Step 1) Synthesis of (R)-tert-butyl-3-(4-amino-3-((5-(trifluoromethyl)benzo[d]oxazol-2-yl)carbamoyl)-1H-pyrazolo[3,4-d]pyrimidin-1-yl)pyrrolidine-1-carboxylate

32 mg of (R)-4-amino-1-(1-(tert-butyloxycarbonyl)pyrrolidin-3-yl)-1H-pyrazolo[3,4-d]pyrimidine-3-carboxylic acid of Synthetic Example 3 was suspended in 2 ml of THF, and 55 mg of CDI was added thereto at room temperature with stirring. The mixture was stirred overnight at room temperature, and 28 mg of 5-(trifluoromethyl)benzo[d]oxazol-2-amine was added thereto. Subsequently, the mixture was ice-cooled, and 183 μ l of a 1.0 M THF solution of lithium hexamethyldisilazane was added dropwise thereto. After the mixture was stirred for 1 hour, a solid obtained by adding water thereto was collected by filtration. The solid was washed with a mixed solvent of hexane/ethyl acetate, and thus 35 mg of the

title compound was obtained as a pale yellow solid.

Physical property value: m/z [M+H]⁺ 533.3

[0223]

(Step 2) Synthesis of compound of Example 43

500 µl of dichloromethane was added to 8 mg of (R)-tert-butyl-3-(4-amino-3-((5-(trifluoromethyl)benzo[d]oxazol-2-yl)carbamoyl)-1H-pyrazolo[3,4-d]pyrimidin-1-yl)pyrrolidine-1-carboxylate obtained in the above Step 1, and 200 µl of trifluoroacetic acid was added thereto. The mixture was stirred for 30 minutes. Thereafter, the solvent was removed, and the residue was azeotropically distilled with 1 ml of toluene. 2 ml of chloroform and 11 µl of triethylamine were added to the residue, and the mixture was stirred under ice cooling. 1.2 µl of acryloyl chloride was added to the solution, and the mixture was stirred for 1 hour. Subsequently, the reaction was terminated with a saturated aqueous solution of sodium bicarbonate, and extracted with chloroform. The organic layer was dried over sodium sulfate, and then a residue obtained after removal of the solvent was purified by reverse phase preparative HPLC purification (water/acetonitrile (0.1% formic acid)). Thus, 1.58 mg of the title compound was obtained as a white solid.

[0224]

Example 44 Synthesis of (R,E)-4-amino-N-(5-

(trifluoromethyl)benzo[d]oxazol-2-yl)-1-(1-(4-(dimethylamino)but-2-enoyl)pyrrolidin-3-yl)-1H-pyrazolo[3,4-d]pyrimidine-3-carboxamide (Example Compound 44)

To 5 mg of (R)-tert-butyl-3-(4-amino-3-((5-(trifluoromethyl)benzo[d]oxazol-2-yl)carbamoyl)-1H-pyrazolo[3,4-d]pyrimidin-1-yl)pyrrolidine-1-carboxylate obtained in Step 1 of Example 43, 500 μ l of dichloromethane was added, and 200 μ l of trifluoroacetic acid was further added thereto. The mixture was stirred for 30 minutes. Thereafter, the solvent was removed, and the residue was azeotropically distilled with 1 ml of toluene. The residue was dissolved in 1 ml of DMF, and 6.5 μ l of diisopropylethylamine, 1.9 mg of (E)-4-(dimethylamino)but-2-enoic acid hydrochloride, and 4.3 mg of HATU were added thereto. The mixture was stirred for 1 hour at room temperature, and then the solution was concentrated under reduced pressure. The residue was purified by reverse phase preparative HPLC purification (water/acetonitrile (0.1% formic acid)), and thus 2.88 mg of the title compound was obtained as a white solid.

[0225]

Example 45 Synthesis of 1-(1-acryloylazetid-3-yl)-4-amino-N-(5-chlorobenzo[d]oxazol-2-yl)-1H-pyrazolo[3,4-d]pyrimidine-3-carboxamide (Example Compound 45)

(Step 1) Synthesis of tert-butyl 3-(4-amino-3-iodo-1H-pyrazolo[3,4-d]pyrimidin-1-yl)piperidine-1-carboxylate

240 mg of tert-butyl 3-hydroxyazetidine-1-carboxylate was dissolved in 2 ml of chloroform, and 290 μ l of triethylamine and 130 μ l of methanesulfonyl chloride were added thereto at 0°C. After the mixture was stirred for 1 hour under ice cooling, chloroform and water were added thereto, and an organic layer was separated. The organic layer was washed with a saturated solution of sodium hydrogen carbonate and water and then dried over anhydrous sodium sulfate, and the solvent was distilled off under reduced pressure. 300 mg of 3-iodo-1H-pyrazolo[3,4-d]pyrimidin-4-amine synthesized by the method described in WO 2007/126841, 570 mg of potassium carbonate, and 3 ml of DMA were added to the residue, and the mixture was heated to 100°C and stirred for 11 hours. The mixture was cooled to room temperature, and was extracted with ethyl acetate. The organic layer was washed with water and dried over anhydrous magnesium sulfate. The residue was purified by amine gel chromatography (hexane/ethyl acetate = 1:1 \rightarrow 0:1), and thus 232 mg of the title compound was obtained as a pale yellow solid. Physical property value: m/z [M+H]⁺ 417.1

[0226]

(Step 2) Synthesis of 4-amino-1-(1-(tert-

butyloxycarbonyl)azetidin-3-yl)-1H-pyrazolo[3,4-d]pyrimidine-3-carboxylic acid

262 mg of tert-butyl 3-(4-amino-3-iodo-1H-pyrazolo[3,4-d]pyrimidin-1-yl)piperidine-1-carboxylate obtained in Step 1 was dissolved in 10 ml of methanol and 1 ml of triethylamine. After the atmosphere was changed to a carbon monoxide atmosphere, 51 mg of 1,1'-bis(diphenylphosphino)ferrocene-palladium(II) dichloride-dichloromethane was added thereto, and the mixture was heated to 80°C for 14 hours. After the mixture was cooled, the solvent was removed from the solution, 1 ml of 1,4-dioxane was added to the residue, and 500 µl of a 5 N aqueous solution of NaOH was further added thereto. The mixture was stirred for 3 hours at room temperature, and then the mixture was adjusted to pH 4 with 2 N hydrochloric acid. The mixture was ice-cooled, and a solid precipitated by adding water thereto was collected by filtration and dried. Thus, 42 mg of the title compound was obtained as a pale brown solid. Physical property value: m/z [M+H]⁺ 335.2

[0227]

(Step 3) Synthesis of tert-butyl-3-(4-amino-3-((5-chlorobenzo[d]oxazol-2-yl)carbamoyl)-1H-pyrazolo[3,4-d]pyrimidin-1-yl)azetidine-1-carboxylate

42 mg of 4-amino-1-(1-(tert-

butyloxycarbonyl)azetidin-3-yl)-1H-pyrazolo[3,4-d]pyrimidine-3-carboxylic acid obtained in the above Step 2 was dissolved in 3 ml of DMF, 24 mg of CDI was added thereto, and the mixture was stirred overnight at room temperature. 4 mg of CDI was further added thereto, and the mixture was stirred for 30 minutes. 42 mg of 5-chlorobenzo[d]oxazol-2-amine was added to the solution, the mixture was ice-cooled, and 10 mg of sodium hydride (60%) was added thereto. After the mixture was stirred for 1 hour, the reaction was terminated with water, and the solvent was removed. The residue was purified by reverse phase preparative HPLC purification (water/acetonitrile (0.1% formic acid)), and thus 34 mg of the title compound was obtained as a white solid. Physical property value: m/z [M+H]⁺ 485.2

[0228]

(Step 4) Synthesis of Example Compound 45

To 10 mg of tert-butyl-3-(4-amino-3-((5-chlorobenzo[d]oxazol-2-yl)carbamoyl)-1H-pyrazolo[3,4-d]pyrimidin-1-yl)azetidine-1-carboxylate obtained in the above Step 3, 1 ml of 4 N hydrochloric acid/1,4-dioxane was added, and the mixture was stirred for 1 hour. Thereafter, the solvent was removed, and the residue was azeotropically distilled with 1 ml of toluene. 1 ml of chloroform and 14 μ l of triethylamine were added to the residue, and the

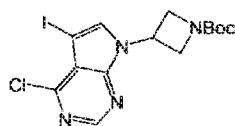
mixture was stirred under ice cooling. 1.7 μ l of acryloyl chloride was added to the solution, and the mixture was stirred for 1 hour. Subsequently, the reaction was terminated with a saturated aqueous solution of sodium bicarbonate, and extracted with chloroform. The organic layer was dried over sodium sulfate, and then a residue obtained after removal of the solvent was purified by reverse phase preparative HPLC purification (water/acetonitrile (0.1% formic acid)). Thus, 0.69 mg of the title compound was obtained as a white solid.

[0229]

Example 46 Synthesis of 7-(1-acryloylazetid-3-yl)-4-amino-N-(5-chlorobenzo[d]oxazol-2-yl)-7H-pyrrolo[2,3-d]pyrimidine-5-carboxamide (Example Compound 46)

(Step 1) Synthesis of tert-butyl 3-(4-chloro-5-iodo-7H-pyrrolo[2,3-d]pyrimidin-7-yl)azetidine-1-carboxylate

[0230]



[0231]

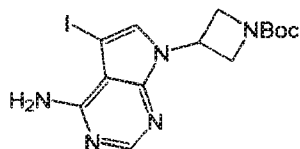
2.3 ml of DEAD was added to 80 ml of a tetrahydrofuran solution of 2.00 g of 4-chloro-5-iodo-7H-pyrrolo[2,3-d]pyrimidine, 1.86 g of N-Boc-3-hydroxyazetidine and 3.75 g of triphenylphosphine, and the

reaction liquid was stirred for 1 hour. The reaction liquid was concentrated and washed with ethyl acetate, and thus 2.55 g of the title compound as a white solid was obtained. Physical property value: m/z $[M+H]^+$ 435.0

[0232]

(Step 2) Synthesis of tert-butyl 3-(4-amino-5-iodo-7H-pyrrolo[2,3-d]pyrimidin-7-yl)azetidine-1-carboxylate

[0233]



[0234]

To 1.5 g of tert-butyl 3-(4-chloro-5-iodo-7H-pyrrolo[2,3-d]pyrimidin-7-yl)azetidine-1-carboxylate obtained in the above Step 1, 6 ml of tetrahydrofuran and 6 ml of 28% aqueous ammonia were added, and the reaction mixture was stirred for 1.5 hours at 100°C in a microwave reaction apparatus. Chloroform and water were added thereto, and an organic layer was separated. The organic layer was dried over anhydrous sodium sulfate, and the solvent was distilled off under reduced pressure. Thus, 1.5 g of the title compound was obtained as a white solid. Physical property value: m/z $[M+H]^+$ 416.0

[0235]

(Step 3) Synthesis of tert-butyl 3-(4-amino-5-((5-

chlorobenzo[d]oxazol-2-yl) carbamoyl)-7H-pyrrolo[2,3-d]pyrimidin-7-yl)azetidine-1-carboxylate

32 mg of tert-butyl 3-(4-amino-5-iodo-7H-pyrrolo[2,3-d]pyrimidin-7-yl)azetidine-1-carboxylate obtained in the above Step 2, 20 mg of 5-chlorobenzo[d]oxazol-2-amine, and 28 μ l of diazabicycloundecene were dissolved in 1 ml of DMF, and 9 mg of 1,1'-bis(diphenylphosphino)ferrocene-palladium(II) dichloride-dichloromethane was further added thereto. The mixture was stirred for 1.5 hours at 80°C in a carbon monoxide atmosphere. The mixture was partitioned with chloroform and water, and the organic layer was dried over sodium sulfate. Subsequently, a residue obtained after removal of the solvent was purified by silica gel chromatography (eluent:hexane/ethyl acetate = 1/1 \rightarrow ethyl acetate/methanol = 10/1), and thus 20 mg of the title compound was obtained as a pale brown solid. Physical property value: m/z $[M+H]^+$ 484.2

[0236]

(Step 4) Synthesis of Example Compound 46

To 5 mg of tert-butyl 3-(4-amino-5-((5-chlorobenzo[d]oxazol-2-yl) carbamoyl)-7H-pyrrolo[2,3-d]pyrimidin-7-yl)azetidine-1-carboxylate obtained in the above Step 3, 1 ml of 4 N hydrochloric acid/1,4-dioxane was added, and the mixture was stirred for 1 hour. Thereafter, the solvent was removed, and the residue was azeotropically

distilled with 1 ml of toluene. 1 ml of chloroform and 14 μ l of triethylamine were added to the residue, and the mixture was stirred under ice cooling. 1.7 μ l of acryloyl chloride was added to the solution, and the mixture was stirred for 1 hour. Subsequently, the reaction was terminated with a saturated aqueous solution of sodium bicarbonate, and extracted with chloroform. The organic layer was dried over sodium sulfate, and then a residue obtained after removal of the solvent was purified by reverse phase preparative HPLC purification (water/acetonitrile (0.1% formic acid)). Thus, 2.21 mg of the title compound was obtained as a white solid.

[0237]

Example 47 Synthesis of (E)-4-amino-N-(5-chlorobenzo[d]oxazol-2-yl)-7-(1-(4-(dimethylamino)but-2-enoyl)azetidin-3-yl) 7H-pyrrolo[2,3-d]pyrimidine-5-carboxamide (Example Compound 47)

To 5 mg of tert-butyl 3-(4-amino-5-((5-chlorobenzo[d]oxazol-2-yl)carbamoyl)-7H-pyrrolo[2,3-d]pyrimidin-7-yl)azetidine-1-carboxylate obtained in Step 3 of Example 46, 1 ml of 4 N hydrochloric acid/1,4-dioxane was added, and the mixture was stirred for 1 hour. Thereafter, the solvent was removed, and the residue was azeotropically distilled with 1 ml of toluene. The residue was dissolved in 1 ml of DMF, 14.4 μ l of

diisopropylethylamine, 4.1 mg of (E)-4-(dimethylamino)but-2-enoic acid hydrochloride and 9.4 mg of HATU were added thereto. After the mixture was stirred for 1 hour at room temperature, the solution was concentrated under reduced pressure. The residue was purified by reverse phase preparative HPLC purification (water/acetonitrile (0.1% formic acid)), and thus 4.67 mg of the title compound was obtained.

[0238]

Example 48 Synthesis of (R)-7-(1-acryloylpyrrolidin-3-yl)-4-amino-N-(5-chlorobenzo[d]oxazol-2-yl)-7H-pyrrolo[2,3-d]pyrimidine-5-carboxamide (Example Compound 48)

(Step 1) Synthesis of (R)-tert-butyl 3-(4-chloro-5-iodo-7H-pyrrolo[2,3-d]pyrimidin-7-yl)pyrrolidine-1-carboxylate

5.00 g of 4-chloro-5-iodo-7H-pyrrolo[2,3-d]pyrimidine synthesized by the method described in WO 2005/042556, 19.1 g of (S)-tert-butyl 3-(methylsulfonyloxy)pyrrolidine-1-carboxylate, and 23.5 g of cesium carbonate were suspended in 25 ml of acetonitrile, and the mixture was heated for 3 hours at 60°C. After the suspension was cooled, water and methanol were added thereto, and a solid thus obtained was collected by filtration and dried. Thus, 5.65 g of the title compound was obtained as a pale brown solid.

[0239]

(Step 2) (R)-tert-butyl 3-(4-amino-5-iodo-7H-pyrrolo[2,3-d]pyrimidin-7-yl)pyrrolidine-1-carboxylate

To 5 g of (R)-tert-butyl 3-(4-chloro-5-iodo-7H-pyrrolo[2,3-d]pyrimidin-7-yl)pyrrolidine-1-carboxylate obtained in the above Step 1, 40 ml of 28% aqueous ammonia was added, and the reaction liquid was stirred for 1.5 hours at 100°C in a microwave reaction apparatus. The mixture was stirred for 1 hour under ice cooling, and a solid precipitated therefrom was collected by filtration and washed with cold methanol. Thus, 3.91 g of the title compound was obtained as a white solid.

[0240]

(Step 3) Synthesis of (R)-tert-butyl 3-(4-amino-5-((5-chlorobenzo[d]oxazol-2-yl)carbamoyl)-7H-pyrrolo[2,3-d]pyrimidin-7-yl)pyrrolidine-1-carboxylate

93 mg of tert-butyl 3-(4-amino-5-iodo-7H-pyrrolo[2,3-d]pyrimidin-7-yl)pyrrolidine-1-carboxylate obtained in the above Step 2, 110 mg of 5-chlorobenzo[d]oxazol-2-amine, and 100 µl of diazabicycloundecene were dissolved in 2 ml of DMF, and 35 mg of 1,1'-bis(diphenylphosphino)ferrocene-palladium(II) dichloride-dichloromethane was added thereto. The mixture was stirred for 2.5 hours at 80°C in a carbon monoxide atmosphere. The mixture was partitioned with chloroform and water, and the organic layer was dried over

sodium sulfate. Subsequently, a residue obtained after removal of the solvent was purified by silica gel chromatography (eluent:hexane/ethyl acetate = 1/1 → ethyl acetate/methanol = 10/1), and thus 106 mg of the title compound was obtained as a pale brown solid. Physical property value: m/z $[M+H]^+$ 498.1

[0241]

(Step 4) Synthesis of Example Compound 48

To 20 mg of (R)-tert-butyl 3-(4-amino-5-((5-chlorobenzo[d]oxazol-2-yl)carbamoyl)-7H-pyrrolo[2,3-d]pyrimidin-7-yl)pyrrolidine-1-carboxylate obtained in the above Step 3, 1 ml of 4 N hydrochloric acid/1,4-dioxane was added, and the mixture was stirred for 1 hour. Thereafter, the solvent was removed, and the residue was azeotropically distilled with 1 ml of toluene. 2 ml of chloroform and 28 μ l of triethylamine were added to the residue, and the mixture was stirred under ice cooling. 3.2 μ l of acryloyl chloride was added to the solution, and the mixture was stirred for 1 hour. Subsequently, the reaction was terminated with a saturated aqueous solution of sodium bicarbonate, and extracted with chloroform. The organic layer was dried over sodium sulfate, and then a residue obtained after removal of the solvent was purified by reverse phase preparative HPLC purification (water/acetonitrile (0.1% formic acid)). Thus, 3.52 mg of

the title compound was obtained as a white solid.

[0242]

Example 49 Synthesis of (R,E)-4-amino-N-(5-chlorobenzo[d]oxazol-2-yl)-7-(1-(4-(dimethylamino)but-2-enoyl)pyrrolidin-3-yl) 7H-pyrrolo[2,3-d]pyrimidine-5-carboxamide (Example Compound 49)

To 13 mg of (R)-tert-butyl 3-(4-amino-5-((5-chlorobenzo[d]oxazol-2-yl)carbamoyl)-7H-pyrrolo[2,3-d]pyrimidin-7-yl)pyrrolidine-1-carboxylate obtained in Step 3 of Example 48, 1 ml of 4 N hydrochloric acid/1,4-dioxane was added, and the mixture was stirred for 1 hour. Thereafter, the solvent was removed, and the residue was azeotropically distilled with 1 ml of toluene. The residue was dissolved in 1 ml of DMF, and 14.4 μ l of diisopropylethylamine, 4.1 mg of (E)-4-(dimethylamino)but-2-enoic acid hydrochloride and 9.6 mg of HATU were added thereto. The mixture was stirred for 1 hour at room temperature, and then the solution was concentrated under reduced pressure. The residue was purified by reverse phase preparative HPLC purification (water/acetonitrile (0.1% formic acid)), and thus 6.66 mg of the title compound was obtained.

[0243]

Example 50 Synthesis of (R,E)-4-amino-N-(5-chlorobenzo[d]oxazol-2-yl)-7-(1-(4-(ethyl(methyl)amino)but-

2-enoyl)pyrrolidin-3-yl) 7H-pyrrolo[2,3-d]pyrimidine-5-carboxamide (Example Compound 50)

The title compound was obtained as a white solid according to the procedure described in Example 49, using (E)-4-(ethyl(methyl)amino)but-2-enoic acid hydrochloride instead of (E)-4-(dimethylamino)but-2-enoic acid hydrochloride.

[0244]

Example 51 Synthesis of (R,E)-4-amino-N-(5-chlorobenzo[d]oxazol-2-yl)-7-(1-(4-(diethylamino)but-2-enoyl)pyrrolidin-3-yl) 7H-pyrrolo[2,3-d]pyrimidine-5-carboxamide (Example Compound 51)

The title compound was obtained as a white solid according to the procedure described in Example 49, using (E)-4-(diethylamino)but-2-enoic acid hydrochloride instead of (E)-4-(dimethylamino)but-2-enoic acid hydrochloride.

[0245]

Example 52 Synthesis of (R,E)-4-amino-N-(5-chlorobenzo[d]oxazol-2-yl)-7-(1-(4-(isopropyl(methyl)amino)but-2-enoyl)pyrrolidin-3-yl) 7H-pyrrolo[2,3-d]pyrimidine-5-carboxamide (Example Compound 52)

The title compound was obtained as a white solid according to the procedure described in Example 49, using (E)-4-(isopropyl(methyl)amino)but-2-enoic acid

hydrochloride instead of (E)-4-(dimethylamino)but-2-enoic acid hydrochloride.

[0246]

Example 53 Synthesis of (R,E)-4-amino-N-(5-chlorobenzo[d]oxazol-2-yl)-7-(1-(4-(pyrrolidin-1-yl)but-2-enoyl)pyrrolidin-3-yl) 7H-pyrrolo[2,3-d]pyrimidine-5-carboxamide (Example Compound 53)

The title compound was obtained as a white solid according to the procedure described in Example 49, using (E)-4-(pyrrolidin-1-yl)but-2-enoic acid hydrochloride instead of (E)-4-(dimethylamino)but-2-enoic acid hydrochloride.

[0247]

Example 54 Synthesis of (R,E)-4-amino-N-(5-chlorobenzo[d]oxazol-2-yl)-7-(1-(4-(piperidin-1-yl)but-2-enoyl)pyrrolidin-3-yl) 7H-pyrrolo[2,3-d]pyrimidine-5-carboxamide (Example Compound 54)

The title compound was obtained as a white solid according to the procedure described in Example 49, using (E)-4-(piperidin-1-yl)but-2-enoic acid hydrochloride instead of (E)-4-(dimethylamino)but-2-enoic acid hydrochloride.

[0248]

Example 55 Synthesis of (R)-7-(1-acryloylpyrrolidin-3-yl)-4-amino-N-(5-phenylbenzo[d]oxazol-2-yl)-7H-

pyrrolo[2,3-d]pyrimidine-5-carboxamide (Example Compound 55)

(Step 1) Synthesis of (R)-tert-butyl 3-(4-amino-5-((5-phenylbenzo[d]oxazol-2-yl) carbamoyl)-7H-pyrrolo[2,3-d]pyrimidin-7-yl)pyrrolidine-1-carboxylate

The title compound was obtained as a brown solid according to the procedure described in Step 3 of Example 48, using 5-phenylbenzo[d]oxazol-2-amine instead of 5-chlorobenzo[d]oxazol-2-amine. Physical property value: m/z [M+H]⁺ 540.3

[0249]

(Step 2) Synthesis of Example Compound 55

The title compound was obtained as a white solid according to the procedure described in Step 4 of Example 48, using (R)-tert-butyl 3-(4-amino-5-((5-phenylbenzo[d]oxazol-2-yl) carbamoyl)-7H-pyrrolo[2,3-d]pyrimidin-7-yl)pyrrolidine-1-carboxylate obtained in the above Step 1.

[0250]

Example 56 Synthesis of (R,E)-4-amino-N-(5-phenylbenzo[d]oxazol-2-yl)-7-(1-(4-(dimethylamino)but-2-enoyl)pyrrolidin-3-yl) 7H-pyrrolo[2,3-d]pyrimidine-5-carboxamide (Example Compound 56)

To 13 mg of (R)-tert-butyl 3-(4-amino-5-((5-phenylbenzo[d]oxazol-2-yl) carbamoyl)-7H-pyrrolo[2,3-

d]pyrimidin-7-yl)pyrrolidine-1-carboxylate obtained in Step 1 of Example 55, 1 ml of 4 N hydrochloric acid/1,4-dioxane was added, and the mixture was stirred for 1 hour.

Thereafter, the solvent was removed, and the residue was azeotropically distilled with 1 ml of toluene. The residue was dissolved in 1 ml of DMF, and 14.4 μ l of diisopropylethylamine, 4.1 mg of (E)-4-(dimethylamino)but-2-enoic acid hydrochloride, and 9.6 mg of HATU were added thereto. After the mixture was stirred for 1 hour at room temperature, the solution was concentrated under reduced pressure. The residue was purified by reverse phase preparative HPLC purification (water/acetonitrile (0.1% formic acid)), and thus 6.66 mg of the title compound was obtained.

[0251]

Example 57 Synthesis of (R,E)-4-amino-N-(5-phenylbenzo[d]oxazol-2-yl)-7-(1-(4-(ethyl(methyl)amino)but-2-enoyl)pyrrolidin-3-yl) 7H-pyrrolo[2,3-d]pyrimidine-5-carboxamide (Example Compound 57)

The title compound was obtained as a white solid according to the procedure described in Example 56, using (E)-4-(ethyl(methyl)amino)but-2-enoic acid hydrochloride instead of (E)-4-(dimethylamino)but-2-enoic acid hydrochloride.

[0252]

Example 58 Synthesis of (R,E)-4-amino-N-(5-phenylbenzo[d]oxazol-2-yl)-7-(1-(4-(diethylamino)but-2-enoyl)pyrrolidin-3-yl) 7H-pyrrolo[2,3-d]pyrimidine-5-carboxamide (Example Compound 58)

The title compound was obtained as a white solid according to the procedure described in Example 56, using (E)-4-(diethylamino)but-2-enoic acid hydrochloride instead of (E)-4-(dimethylamino)but-2-enoic acid hydrochloride.

[0253]

Example 59 Synthesis of (R,E)-4-amino-N-(5-phenylbenzo[d]oxazol-2-yl)-7-(1-(4-(isopropyl(methyl)amino)but-2-enoyl)pyrrolidin-3-yl) 7H-pyrrolo[2,3-d]pyrimidine-5-carboxamide (Example Compound 59)

The title compound was obtained as a white solid according to the procedure described in Example 56, using (E)-4-(isopropyl(methyl)amino)but-2-enoic acid hydrochloride instead of (E)-4-(dimethylamino)but-2-enoic acid hydrochloride.

[0254]

Example 60 Synthesis of (R,E)-4-amino-N-(5-phenylbenzo[d]oxazol-2-yl)-7-(1-(4-(pyrrolidin-1-yl)but-2-enoyl)pyrrolidin-3-yl) 7H-pyrrolo[2,3-d]pyrimidine-5-carboxamide (Example Compound 60)

The title compound was obtained as a white solid

according to the procedure described in Example 56, using (E)-4-(pyrrolidin-1-yl)but-2-enoic acid hydrochloride instead of (E)-4-(dimethylamino)but-2-enoic acid hydrochloride.

[0255]

Example 61 Synthesis of (R,E)-4-amino-N-(5-phenylbenzo[d]oxazol-2-yl)-7-(1-(4-(piperidin-1-yl)but-2-enoyl)pyrrolidin-3-yl) 7H-pyrrolo[2,3-d]pyrimidine-5-carboxamide (Example Compound 61)

The title compound was obtained as a white solid according to the procedure described in Example 56, using (E)-4-(piperidin-1-yl)but-2-enoic acid hydrochloride instead of (E)-4-(dimethylamino)but-2-enoic acid hydrochloride.

[0256]

Example 62 Synthesis of (R,E)-7-(3-((2-(4-(4-(3-(4-amino-3-(benzo[d]oxazol-2-ylcarbamoyl)-1H-pyrazolo[3,4-d]pyrimidin-1-yl)piperidin-1-yl)-4-oxobut-2-en-1-yl)piperazin-1-yl)ethyl)amino)-3-oxopropyl) 5,5-difluoro-1,3-dimethyl-5H-dipyrrolo[1,2-c:2',1'-f][1,3,2]diazaborinin-4-ium-5-uide (Example Compound P-1)

(Step 1) Synthesis of (E)-4-(4-(2((tert-butoxycarbonyl)amino)ethyl)piperazin-1-yl)but-2-enoic acid

2 g of tert-butyl-(2-(piperazin)-1-yl)ethyl carbamate was dissolved in 20 ml of DMSO, and 1.35 ml of

triethylamine was added thereto. To that solution, (E)-methyl 4-bromobut-2-enoate was added in a total amount of 1.14 ml at room temperature. After the mixture was stirred for 1.5 hours, the solution was added to a saturated aqueous solution of sodium bicarbonate, and extracted with ethyl acetate. The extract was dried over sodium sulfate, subsequently the solvent was removed, and the residue was purified by silica gel chromatography (eluant: chloroform:methanol). 10 ml of triethylamine and 10 ml of water were added to the product obtained, and the mixture was stirred overnight at 100°C. The solvent was removed from the reaction solution, and 2.05 g of the title compound was obtained as an orange-colored amorphous material.

[0257]

(Step 2) Synthesis of (R,E)-tert-butyl (2-(4-(4-(3-(4-amino-3-(benzo[d]oxazol-2-ylcarbamoyl)-1H-pyrazolo[3,4-d]pyrimidin-1-yl)piperidin-1-yl)-4-oxobut-2-en-1-yl)piperazin-1-yl)ethyl)carbamate

200 mg of (R)-tert-butyl-3-(4-amino-3-((benzo[d]oxazol-2-yl)carbamoyl)-1H-pyrazolo[3,4-d]pyrimidin-1-yl)piperidine-1-carboxylate obtained in Step 1 of Example 13 was dissolved in 3 ml of chloroform, and 1 ml of trifluoroacetic acid was added thereto at room temperature. After 1 hour, the solvent was removed, the

residue was dissolved in acetonitrile, and triethylamine was added thereto. Thereafter, the solvent was removed, the residue was dissolved again in chloroform/methanol, and the solvent was removed. The residue was dissolved in 5 ml of DMF, and 176 mg of (E)-4-(4-(2((tert-butoxycarbonyl)amino)ethyl)piperazin-1-yl)but-2-enoic acid obtained in the above Step 1 was added thereto. 104 mg of WSC was added thereto, and the mixture was stirred. After 2 hours, ethyl acetate was added thereto, and an organic layer was washed with a saturated aqueous solution of ammonium chloride. The organic layer was dried over sodium sulfate, subsequently the solvent was removed, and the residue was purified by silica gel chromatography (eluant: chloroform:methanol). Thus, 128.4 mg of the title compound was obtained.

[0258]

(Step 3) Synthesis of (R,E)-4-amino-1-(1-(4-(4-(2-aminoethyl)piperazin-1-yl)but-2-enoyl)piperidin-3-yl)-N-(benzo[d]oxazol-2-ylcarbamoyl)-1H-pyrazolo[3,4-d]pyrimidine-3-carboxamide

128 mg of (R,E)-tert-butyl(2-(4-(4-(3-(4-amino-3-(benzo[d]oxazol-2-ylcarbamoyl)-1H-pyrazolo[3,4-d]pyrimidin-1-yl)piperidin-1-yl)-4-oxobut-2-en-1-yl)piperazin-1-yl)ethyl)carbamate obtained in the above Step 2 was dissolved in 2 ml of chloroform, and 1 ml of

trifluoroacetic acid was added thereto. After 10 minutes, the reaction solution was concentrated and dissolved in acetonitrile. Triethylamine was added thereto, and the mixture was concentrated again. The residue was purified by amine gel chromatography (eluant: chloroform:methanol), and 98.1 mg of the title compound was obtained.

[0259]

(Step 4) Synthesis of Example Compound P-1

93 mg of (R,E)-4-amino-1-(1-(4-(4-(2-aminoethyl)piperazin-1-yl)but-2-enoyl)piperidin-3-yl)-N-(benzo[d]oxazol-2-ylcarbamoyl)-1H-pyrazolo[3,4-d]pyrimidine-3-carboxamide obtained in the above Step 3 was dissolved in 10 ml of chloroform, and 73 mg of 7-(2-carboxyethyl)-5,5-difluoro-1,3-dimethyl-5H-dipyrrolo[1,2-c:2',1'-f][1,3,2]diazaborinin-4-ium-5-uide, 22 mg of HOBT and 48 mg of WSC were added thereto. After the mixture was stirred for 2 hours, the reaction solution was partitioned with chloroform and a saturated aqueous solution of sodium bicarbonate. The organic layer was dried over sodium sulfate and then concentrated, and the residue was purified by amine gel chromatography (eluant: chloroform:methanol). 98.1 mg of the title compound was obtained.

[0260]

Example 63 Synthesis of 4-amino-N-(benzo[d]oxazol-2-yl)-1-((R)-1-((E)-4-(4-(2-(5-((3aS,4S,6aR)-2-oxohexahydro-

1H-thieno[3,4-d]imidazol-4-yl) pentanamido)ethyl)piperazin-1-yl)but-2-enoyl)piperidin-3-yl)-1H-pyrazolo[3,4-d]pyrimidine-3-carboxamide (Example Compound P-2)

To a solution of 3 mg of (R,E)-4-amino-1-(1-(4-(4-(2-aminoethyl)piperazin-1-yl)but-2-enoyl)piperidin-3-yl)-N-(benzo[d]oxazol-2-ylcarbamoyl)-1H-pyrazolo[3,4-d]pyrimidine-3-carboxamide obtained in Step 3 of Example 62 in 0.5 ml of DMF, 1.5 mg of BIOTIN-NHS (registered trademark) and 4 μ l of triethylamine were added, and the mixture was stirred overnight. 0.5 ml of DMSO was added to the solution, and the mixture was purified by reverse phase preparative HPLC purification (water/acetonitrile (0.1% formic acid)). Thus, 1.0 mg of the title compound was obtained as a white solid.

[0261]

Example 64 Synthesis of (R)-1-(1-acryloylpiperidin-3-yl)-4-amino-N-(7-chlorobenzo[d]oxazol-2-yl)-1H-pyrazolo[3,4-d]pyrimidine-3-carboxamide (Example Compound 64)

(Step 1) Synthesis of (R)-1-(1-acryloylpiperidin-3-yl)-4-amino-1H-pyrazolo[3,4-d]pyrimidine-3-carboxylic acid

To 10 g of (R)-4-amino-1-(1-(tert-butyloxycarbonyl)piperidin-3-yl)-1H-pyrazolo[3,4-d]pyrimidine-3-carboxylic acid obtained in Synthetic Example 2, 50 mL of 4 N hydrochloric acid/1,4-dioxane was

added. After the mixture was stirred for 1 hour, the solvent was removed using an evaporator. 140 mL of chloroform and 25 mL of triethylamine were added to the residue, and after the mixture was ice-cooled, 2.23 mL of acryloyl chloride was added thereto. The mixture was stirred for 1.5 hours, and then the solvent was removed using an evaporator. An aqueous solution of formic acid at pH 3.0 was added to the residue, and the mixture was stirred for 2 hours. Subsequently, a precipitate was collected by filtration, and was dried under reduced pressure. Thus, 8.93 g of the title compound was obtained as a whitish brown solid.

[0262]

(Step 2) Synthesis of (R)-1-(1-acryloylpiperidin-3-yl)-4-amino-N-(7-chlorobenzo[d]oxazol-2-yl)-1H-pyrazolo[3,4-d]pyrimidine-3-carboxamide

5 mg of (R)-1-(1-acryloylpiperidin-3-yl)-4-amino-1H-pyrazolo[3,4-d]pyrimidine-3-carboxylic acid obtained in Step 1 was dissolved in 150 μ L Of DMF, and then 8.2 μ L of diisopropylethylamine, 4.0 mg of 7-chlorobenzo[d]oxazol-2-amine and 9.0 mg of HATU were added. The mixture was stirred for 1 hour. 850 μ L of DMSO was added to the reaction solution, and the mixture was purified by reverse phase preparative HPLC purification (water/acetonitrile (0.1% formic acid)). Thus, 0.36 mg of the title compound

was obtained as a white solid.

[0263]

Example 65 Synthesis of (S)-1-(1-acryloylpyrrolidin-3-yl)-4-amino-N-(benzo[d]oxazol-2-yl)-1H-pyrazolo[3,4-d]pyrimidine-3-carboxamide (Example Compound 65)

(Step 1) Synthesis of (R)-tert-butyl 3-(methylsulfonyloxy)pyrrolidine-1-carboxylate

The title compound as an oily compound was obtained from (R)-N-Boc-3-pyrrolidinol according to the procedure described in Synthetic Example 3.

[0264]

(Step 2) Synthesis of (S)-tert-butyl 3-(4-amino-3-iodo-1H-pyrazolo[3,4-d]pyrimidin-1-yl)pyrrolidine-1-carboxylate

The title compound was obtained as a pale yellow solid from 3-iodo-1H-pyrazolo[3,4-d]pyrimidin-4-amine and (R)-tert-butyl 3-(methylsulfonyloxy)pyrrolidine-1-carboxylate according to the procedure described in Synthetic Example 3 (Step 2).

[0265]

(Step 3) Synthesis of (S)-1-(3-(4-amino-3-iodo-1H-pyrazolo[3,4-d]pyrimidin-1-yl)pyrrolidin-1-yl)prop-2-en-1-one

To 500 mg of (S)-tert-butyl 3-(4-amino-3-iodo-1H-pyrazolo[3,4-d]pyrimidin-1-yl)pyrrolidine-1-carboxylate

obtained in Step 2, 5 mL of chloroform and 1.7 ml of trifluoroacetic acid were added. After the mixture was stirred for 1 hour, the solvent was removed using an evaporator. 12 mL of chloroform and 810 μ L of triethylamine were added to the residue, and after the mixture was ice-cooled, 89 μ L of acryloyl chloride was added thereto. After the mixture was stirred for 30 minutes, the reaction was terminated with a saturated aqueous solution of sodium bicarbonate, and extracted with chloroform. The organic layer was dried over sodium sulfate, and then a residue obtained after removal of the solvent was purified using silica gel column (eluant: ethyl acetate:methanol). Thus, 350 mg of the title compound was obtained as a white solid.

[0266]

(Step 4) Synthesis of (S)-1-(1-acryloylpyrrolidin-3-yl)-4-amino-N-(benzo[d]oxazol-2-yl)-1H-pyrazolo[3,4-d]pyrimidine-3-carboxamide

20 mg of (S)-1-(3-(4-amino-3-iodo-1H-pyrazolo[3,4-d]pyrimidin-1-yl)pyrrolidin-1-yl)prop-2-en-1-one obtained in Step 3 was dissolved in 520 mL of DMF, and 13 mg of benzo[d]oxazol-2-amine, 3.65 mg of $\text{PdCl}_2(\text{PPh}_3)_2$ and 23 μ L of DBU were added thereto. The mixture was stirred for 2 hours at 120 degrees in a carbon monoxide atmosphere, and then the solvent was removed using an evaporator. DMSO

was added to the residue, and the mixture was purified by reverse phase preparative HPLC purification (water/acetonitrile (0.1% formic acid)), and thus 1.9 mg of the title compound was obtained as a white solid.

[0267]

Example 66 Synthesis of 1-((1-acryloylpyrrolidin-3-yl)methyl)-4-amino-N-(benzo[d]oxazol-2-yl)-1H-pyrazolo[3,4-d]pyrimidine-3-carboxamide (Example Compound 66)

(Step 1) Synthesis of tert-butyl 3-((4-amino-3-iodo-1H-pyrazolo[3,4-d]pyrimidin-1-yl)methyl)pyrrolidine-1-carboxylate

464 mg of the title compound was obtained as a pale yellow solid from 300 mg of 3-iodo-1H-pyrazolo[3,4-d]pyrimidin-4-amine and 396 mg of tert-butyl 3-(bromomethyl)pyrrolidine-1-carboxylate according to the procedure described in Synthetic Example 3 (Step 2).

[0268]

(Step 2) Synthesis of 1-(3-((4-amino-3-iodo-1H-pyrazolo[3,4-d]pyrimidin-1-yl)methyl)pyrrolidin-1-yl)prop-2-en-1-one

274 mg of the title compound was obtained as a pale yellow solid according to the procedure described in Step 3 of Example 65, from 464 mg of tert-butyl 3-((4-amino-3-iodo-1H-pyrazolo[3,4-d]pyrimidin-1-yl)methyl)pyrrolidine-1-carboxylate obtained in Step 1.

[0269]

(Step 3) Synthesis of 1-((1-acryloylpyrrolidin-3-yl)methyl)-4-amino-N-(benzo[d]oxazol-2-yl)-1H-pyrazolo[3,4-d]pyrimidine-3-carboxamide

3.2 mg of the title compound was obtained as a white solid according to the procedure described in Step 4 of Example 65, from 10 mg of 1-(3-((4-amino-3-iodo-1H-pyrazolo[3,4-d]pyrimidin-1-yl)methyl)pyrrolidin-1-yl)prop-2-en-1-one obtained in Step 2.

[0270]

Example 67 Synthesis of 1-((1-acryloylpiperidin-3-yl)methyl)-4-amino-N-(benzo[d]oxazol-2-yl)-1H-pyrazolo[3,4-d]pyrimidine-3-carboxamide (Example Compound 67)

(Step 1) Synthesis of tert-butyl 3-((4-amino-3-iodo-1H-pyrazolo[3,4-d]pyrimidin-1-yl)methyl)piperidine-1-carboxylate

375 mg of the title compound was obtained as a pale yellow solid from 300 mg of 3-iodo-1H-pyrazolo[3,4-d]pyrimidin-4-amine and 416 mg of tert-butyl 3-(bromomethyl)pyrrolidine-1-carboxylate according to the procedure described in Synthetic Example 3 (Step 2).

[0271]

(Step 2) Synthesis of 1-(3-((4-amino-3-iodo-1H-pyrazolo[3,4-d]pyrimidin-1-yl)methyl)piperidin-1-yl)prop-2-en-1-one

228 mg of the title compound was obtained as a pale yellow solid according to the procedure described in Step 3 of Example 65, from 375 g of tert-butyl-3-((4-amino-3-iodo-1H-pyrazolo[3,4-d]pyrimidin-1-yl)methyl)piperidine-1-carboxylate obtained in Step 1.

[0272]

(Step 3) Synthesis of 1-((1-acryloylpiperidin-3-yl)methyl)-4-amino-N-(benzo[d]oxazol-2-yl)-1H-pyrazolo[3,4-d]pyrimidine-3-carboxamide

1.4 mg of the title compound was obtained as a white solid according to the procedure described in Step 4 of Example 65, from 10 mg of 1-(3-((4-amino-3-iodo-1H-pyrazolo[3,4-d]pyrimidin-1-yl)methyl)piperidin-1-yl)prop-2-en-1-one obtained in Step 2.

[0273]

Example 68 Synthesis of 1-((1-acryloylpiperidin-4-yl)methyl)-4-amino-N-(benzo[d]oxazol-2-yl)-1H-pyrazolo[3,4-d]pyrimidine-3-carboxamide (Example Compound 68)

(Step 1) Synthesis of tert-butyl 4-((4-amino-3-iodo-1H-pyrazolo[3,4-d]pyrimidin-1-yl)methyl)piperidine-1-carboxylate

120 mg of the title compound was obtained as a pale yellow solid from 100 mg of 3-iodo-1H-pyrazolo[3,4-d]pyrimidin-4-amine and 130 mg of tert-butyl 4-(bromomethyl)piperidine-1-carboxylate according to the

procedure described in Synthetic Example 3 (Step 2).

[0274]

(Step 2) Synthesis of 1-(4-((4-amino-3-iodo-1H-pyrazolo[3,4-d]pyrimidin-1-yl)methyl)piperidin-1-yl)prop-2-en-1-one

85 mg of the title compound was obtained as a pale yellow solid according to the procedure described in Step 3 of Example 65, from 120 mg of tert-butyl 4-((4-amino-3-iodo-1H-pyrazolo[3,4-d]pyrimidin-1-yl)methyl)piperidine-1-carboxylate obtained in Step 1.

[0275]

(Step 3) Synthesis of 1-((1-acryloylpiperidin-4-yl)methyl)-4-amino-N-(benzo[d]oxazol-2-yl)-1H-pyrazolo[3,4-d]pyrimidine-3-carboxamide

3.12 mg of the title compound was obtained as a white solid according to the procedure described in Step 4 of Example 65, from 10 mg of 1-(4-((4-amino-3-iodo-1H-pyrazolo[3,4-d]pyrimidin-1-yl)methyl)piperidin-1-yl)prop-2-en-1-one obtained in Step 2.

[0276]

Example 69 Synthesis of 1-(1-acryloylpiperidin-4-yl)-4-amino-N-(benzo[d]oxazol-2-yl)-1H-pyrazolo[3,4-d]pyrimidine-3-carboxamide (Example Compound 69)

(Step 1) Synthesis of tert-butyl 4-(4-amino-3-iodo-1H-pyrazolo[3,4-d]pyrimidin-1-yl)piperidine-1-carboxylate

The title compound was obtained as a pale yellow solid from 3-iodo-1H-pyrazolo[3,4-d]pyrimidin-4-amine and tert-butyl 4-bromopiperidine-1-carboxylate according to the procedure described in Synthetic Example 3 (Step 2).

[0277]

(Step 2) Synthesis of 1-(4-(4-amino-3-iodo-1H-pyrazolo[3,4-d]pyrimidin-1-yl)piperidin-1-yl)prop-2-en-1-one

The title compound was obtained as a pale yellow solid according to the procedure described in Step 3 of Example 65, from tert-butyl 4-(4-amino-3-iodo-1H-pyrazolo[3,4-d]pyrimidin-1-yl)piperidine-1-carboxylate obtained in Step 1.

[0278]

(Step 3) Synthesis of 1-(1-acryloylpiperidin-4-yl)-4-amino-N-(benzo[d]oxazol-2-yl)-1H-pyrazolo[3,4-d]pyrimidine-3-carboxamide

2.4 mg of the title compound was obtained as a white solid according to the procedure described in Step 4 of Example 65, from 10 mg of 1-(4-(4-amino-3-iodo-1H-pyrazolo[3,4-d]pyrimidin-1-yl)piperidin-1-yl)prop-2-en-1-one obtained in Step 3.

[0279]

Example 70 Synthesis of 1-((1-acryloylazetidin-3-yl)methyl)-4-amino-N-(benzo[d]oxazol-2-yl)-1H-pyrazolo[3,4-

d]pyrimidine-3-carboxamide (Example Compound 70)

(Step 1) Synthesis of tert-butyl 3-
((methanesulfonyloxy)methyl)azetidine-1-carboxylate

The title compound was obtained as an oily compound from tert-butyl 3-(hydroxymethyl)azetidine-1-carboxylate according to the procedure described in Synthetic Example 3.

[0280]

(Step 2) Synthesis of tert-butyl 3-((4-amino-3-iodo-1H-pyrazolo[3,4-d]pyrimidin-1-yl)methyl)azetidine-1-carboxylate

The title compound was obtained as a pale yellow solid according to the procedure described in Synthetic Example 3 (Step 2) from 200 mg of 3-iodo-1H-pyrazolo[3,4-d]pyrimidin-4-amine and tert-butyl 3-((methanesulfonyloxy)methyl)azetidine-1-carboxylate obtained in Step 1.

[0281]

(Step 3) Synthesis of 1-(3-((4-amino-3-iodo-1H-pyrazolo[3,4-d]pyrimidin-1-yl)methyl)azetidin-1-yl)propyl-2-en-1-one

The title compound was obtained as a pale yellow solid according to the procedure described in Step 3 of Example 65, from tert-butyl 3-((4-amino-3-iodo-1H-pyrazolo[3,4-d]pyrimidin-1-yl)methyl)azetidine-1-carboxylate obtained in Step 2.

[0282]

(Step 4) Synthesis of 1-((1-acryloylazetidin-3-yl)methyl)-4-amino-N-(benzo[d]oxazol-2-yl)-1H-pyrazolo[3,4-d]pyrimidine-3-carboxamide

2.44 mg of the title compound was obtained as a white solid according to the procedure described in Step 4 of Example 65, from 10 mg of 1-(3-((4-amino-3-iodo-1H-pyrazolo[3,4-d]pyrimidin-1-yl)methyl)azetidin-1-yl)propyl-2-en-1-one obtained in Step 3.

[0283]

Example 71 Synthesis of 1-((1S,4S)-4-acrylamidocyclohexyl)-4-amino-N-(benzo[d]oxazol-2-yl)-1H-pyrazolo[3,4-d]pyrimidine-3-carboxamide (Example Compound 71)

(Step 1) Synthesis of (1R,4R)-4-((tert-butoxycarbonyl)amino)cyclohexylmethanesulfonate

780 mg of the title compound was obtained as an oily compound from 500 mg of tert-butyl (1R,4R)-4-cyclohexylcarbamate according to the procedure described in Synthetic Example 3.

[0284]

(Step 2) Synthesis of tert-butyl ((1S,4S)-4-(4-amino-3-iodo-1H-pyrazolo[3,4-d]pyrimidin-1-yl)cyclohexylcarbamate

614 mg of the title compound was obtained as a pale

yellow solid according to the procedure described in Synthetic Example 3 (Step 2) from 630 mg of 3-iodo-1H-pyrazolo[3,4-d]pyrimidin-4-amine and 780 mg of (1R,4R)-4-((tert-butoxycarbonyl)amino)cyclohexylmethanesulfonate obtained in Step 1.

[0285]

(Step 3) Synthesis of N-((1S,4S)-4-(4-amino-3-iodo-1H-pyrazolo[3,4-d]pyrimidin-1-yl)cyclohexyl)acrylamide

137 mg of the title compound was obtained as a pale yellow solid according to the procedure described in Step 3 of Example 65, from 200 mg of tert-butyl ((1S,4S)-4-(4-amino-3-iodo-1H-pyrazolo[3,4-d]pyrimidin-1-yl)cyclohexyl)carbamate obtained in Step 2.

[0286]

(Step 4) Synthesis of 1-((1S,4S)-4-acrylamidocyclohexyl)-4-amino-N-(benzo[d]oxazol-2-yl)-1H-pyrazolo[3,4-d]pyrimidine-3-carboxamide

2.08 mg of the title compound was obtained as a white solid according to the procedure described in Step 4 of Example 65, from 10 mg of N-((1S,4S)-4-(4-amino-3-iodo-1H-pyrazolo[3,4-d]pyrimidin-1-yl)cyclohexyl)acrylamide obtained in Step 3.

[0287]

Example 72 Synthesis of 1-((1R,4R)-4-acrylamidocyclohexyl)-4-amino-N-(benzo[d]oxazol-2-yl)-1H-

pyrazolo[3,4-d]pyrimidine-3-carboxamide (Example Compound 72)

(Step 1) Synthesis of (1S,4S)-4-((tert-butoxycarbonyl)amino)cyclohexylmethanesulfonate

704 mg of the title compound was obtained as an oily compound from 500 mg of tert-butyl (1S,4S)-4-cyclohexylcarbamate according to the procedure described in Synthetic Example 3.

[0288]

(Step 2) Synthesis of tert-butyl ((1R,4R)-4-(4-amino-3-iodo-1H-pyrazolo[3,4-d]pyrimidin-1-yl)cyclohexylcarbamate

375 mg of the title compound was obtained as a pale yellow solid according to the procedure described in Synthetic Example 3 (Step 2) from 570 mg of 3-iodo-1H-pyrazolo[3,4-d]pyrimidin-4-amine and 704 mg of (1S,4S)-4-((tert-butoxycarbonyl)amino)cyclohexylmethanesulfonate obtained in Step 1.

[0289]

(Step 3) Synthesis of N-((1R,4R)-4-(4-amino-3-iodo-1H-pyrazolo[3,4-d]pyrimidin-1-yl)cyclohexyl)acrylamide

90 mg of the title compound was obtained as a pale yellow solid according to the procedure described in Step 3 of Example 65, from 200 mg of tert-butyl ((1R,4R)-4-(4-amino-3-iodo-1H-pyrazolo[3,4-d]pyrimidin-1-

yl)cyclohexylcarbamate obtained in Step 2.

[0290]

(Step 4) Synthesis of 1-((1S,4S)-4-acrylamidocyclohexyl)-4-amino-N-(benzo[d]oxazol-2-yl)-1H-pyrazolo[3,4-d]pyrimidine-3-carboxamide

3.43 mg of the title compound was obtained as a white solid according to the procedure described in Step 4 of Example 65, from 10 mg of N-((1S,4S)-4-(4-amino-3-iodo-1H-pyrazolo[3,4-d]pyrimidin-1-yl)cyclohexyl)acrylamide obtained in Step 3.

[0291]

Example 73 Synthesis of (S,E)-4-amino-N-(benzo[d]oxazol-2-yl)-1-(1-(4-(dimethylamino)but-2-enoyl)pyrrolidin-3-yl)-1H-pyrazolo[3,4-d]pyrimidine-3-carboxamide (Example Compound 73)

(Step 1) (S)-tert-butyl 3-(4-amino-3-(benzo[d]oxazol-2-ylcarbamoyl)-1H-pyrazolo[3,4-d]pyrimidin-1-yl)pyrrolidine-1-carboxylate

The title compound was obtained according to the procedure described in Step 4 of Example 65, from (S)-tert-butyl 3-(4-amino-3-iodo-1H-pyrazolo[3,4-d]pyrimidin-1-yl)pyrrolidine-1-carboxylate obtained in Step 2 of Example 65.

[0292]

(Step 2) Synthesis of (S,E)-amino-N-(benzo[d]oxazol-

2-yl)-1-(1-(4-(dimethylamino)but-2-enoyl)pyrrolidin-3-yl)-
1H-pyrazolo[3,4-d]pyrimidine-3-carboxamide

13.8 mg of the title compound was obtained as a white solid according to the procedure described in Example 32, from 20 mg of (S)-tert-butyl 3-(4-amino-3-(benzo[d]oxazol-2-ylcarbamoyl)-1H-pyrazolo[3,4-d]pyrimidin-1-yl)pyrrolidine-1-carboxylate obtained in Step 1.

[0293]

Example 74 Synthesis of 1-(1-acryloylazetid-3-yl)-4-amino-N-(benzo[d]oxazol-2-yl)-1H-pyrazolo[3,4-d]pyrimidine-3-carboxamide (Example Compound 74)

(Step 1) Synthesis of tert-butyl 3-(methylsulfonyloxy)azetidine-1-carboxylate

774 mg of the title compound was obtained as an oily compound from 500 mg of tert-butyl 3-hydroxyazetidine-1-carboxylate according to the procedure described in Synthetic Example 3.

[0294]

(Step 2) Synthesis of tert-butyl 3-(4-amino-3-iodo-1H-pyrazolo[3,4-d]pyrimidin-1-yl)azetidine-1-carboxylate

690 mg of the title compound was obtained as a pale yellow solid according to the procedure described in Synthetic Example 3 (Step 2) from 670 mg of 3-iodo-1H-pyrazolo[3,4-d]pyrimidin-4-amine and 774 mg of tert-butyl 3-(methylsulfonyloxy)azetidine-1-carboxylate obtained in

Step 1.

[0295]

(Step 3) Synthesis of 1-(3-(4-amino-3-iodo-1H-pyrazolo[3,4-d]pyrimidin-1-yl)azetidin-1-yl)propyl-2-en-1-one

129 mg of the title compound was obtained as a pale yellow solid according to the procedure described in Step 3 of Example 65, from 200 mg of tert-butyl 3-(4-amino-3-iodo-1H-pyrazolo[3,4-d]pyrimidin-1-yl)azetidine-1-carboxylate obtained in Step 2.

[0296]

(Step 4) Synthesis of 1-((1-acryloylazetidin-3-yl)-4-amino-N-(benzo[d]oxazol-2-yl)-1H-pyrazolo[3,4-d]pyrimidine-3-carboxamide

The title compound was obtained as a white solid according to the procedure described in Step 4 of Example 65, from 1-(3-(4-amino-3-iodo-1H-pyrazolo[3,4-d]pyrimidin-1-yl)azetidin-1-yl)propyl-2-en-1-one obtained in Step 3.

[0297]

Example 75 Synthesis of 1-((1-acryloylazetidin-3-yl)methyl)-4-amino-N-(5-fluorobenzo[d]oxazol-2-yl)-1H-pyrazolo[3,4-d]pyrimidine-3-carboxamide (Example Compound 75)

(Step 1) 3.36 mg of the title compound was obtained as a white solid according to the procedure described in

Step 4 of Example 65, from 10 mg of 1-(3-((4-amino-3-iodo-1H-pyrazolo[3,4-d]pyrimidin-1-yl)methyl)azetidin-1-yl)propyl-2-en-1-one obtained in Step 3 of Example 70 and 5.2 mg of 5-fluorobenzo[d]oxazol-2-amine.

[0298]

Example 76 Synthesis of 1-((1-acryloylazetidin-3-yl)methyl)-4-amino-N-(5-chlorobenzo[d]oxazol-2-yl)-1H-pyrazolo[3,4-d]pyrimidine-3-carboxamide (Example Compound 76)

(Step 1) 3.76 mg of the title compound was obtained as a white solid according to the procedure described in Step 4 of Example 65, from 10 mg of 1-(3-((4-amino-3-iodo-1H-pyrazolo[3,4-d]pyrimidin-1-yl)methyl)azetidin-1-yl)propyl-2-en-1-one obtained in Step 3 of Example 70 and 5.2 mg of 5-chlorobenzo[d]oxazol-2-amine.

[0299]

Example 77 Synthesis of 1-((1-acryloylpiperidin-4-yl)methyl)-4-amino-N-(5-fluorobenzo[d]oxazol-2-yl)-1H-pyrazolo[3,4-d]pyrimidine-3-carboxamide (Example Compound 77)

(Step 1) 6.37 mg of the title compound was obtained as a white solid according to the procedure described in Step 4 of Example 65, from 10 mg of 1-(4-((4-amino-3-iodo-1H-pyrazolo[3,4-d]pyrimidin-1-yl)methyl)piperidin-1-yl)prop-2-en-1-one obtained in Step 2 of Example 68 and 4.8

mg of 5-fluorobenzo[d]oxazol-2-amine.

[0300]

Example 78 Synthesis of 1-((1S,4S)-4-acrylamidocyclohexyl)-4-amino-N-(5-chlorobenzo[d]oxazol-2-yl)-1H-pyrazolo[3,4-d]pyrimidine-3-carboxamide (Example Compound 78)

(Step 1) 1.93 mg of the title compound was obtained as a white solid according to the procedure described in Step 4 of Example 65, from 10 mg of N-((1S,4S)-4-(4-amino-3-iodo-1H-pyrazolo[3,4-d]pyrimidin-1-yl)cyclohexyl)acrylamide obtained in Step 3 of Example 72 and 5.2 mg of 5-chlorobenzo[d]oxazol-2-amine.

[0301]

Example 79 Synthesis of 1-(1-acryloylazetidin-3-yl)-4-amino-N-(5-fluorobenzo[d]oxazol-2-yl)-1H-pyrazolo[3,4-d]pyrimidine-3-carboxamide (Example Compound 79)

(Step 1) 2.21 mg of the title compound was obtained as a white solid according to the procedure described in Step 4 of Example 65, from 10 mg of 1-(3-(4-amino-3-iodo-1H-pyrazolo[3,4-d]pyrimidin-1-yl)azetidin-1-yl)propyl-2-en-1-one obtained in Step 3 of Example 74 and 4.8 mg of 5-fluorobenzo[d]oxazol-2-amine.

[0302]

Example 80 Synthesis of 1-((1-acryloylpiperidin-4-yl)methyl)-4-amino-N-(5-chlorobenzo[d]oxazol-2-yl)-1H-

pyrazolo[3,4-d]pyrimidine-3-carboxamide (Example Compound 80)

(Step 1) 4.30 mg of the title compound was obtained as a white solid according to the procedure described in Step 4 of Example 65, from 10 mg of 1-(4-((4-amino-3-iodo-1H-pyrazolo[3,4-d]pyrimidin-1-yl)methyl)piperidin-1-yl)prop-2-en-1-one obtained in Step 2 of Example 68 and 5.2 mg of 5-chlorobenzo[d]oxazol-2-amine.

[0303]

Example 81 Synthesis of 1-((1S,4S)-4-acrylamidocyclohexyl)-4-amino-N-(5-fluorobenzo[d]oxazol-2-yl)-1H-pyrazolo[3,4-d]pyrimidine-3-carboxamide (Example Compound 81)

(Step 1) 2.91 mg of the title compound was obtained as a white solid according to the procedure described in Step 4 of Example 65, from 10 mg of N-((1S,4S)-4-(4-amino-3-iodo-1H-pyrazolo[3,4-d]pyrimidin-1-yl)cyclohexyl)acrylamide obtained in Step 3 of Example 72 and 4.8 mg of 5-fluorobenzo[d]oxazol-2-amine.

[0304]

Example 82 Synthesis of 1-(1-acryloylpyrrolidin-3-yl)-4-amino-N-(benzo[d]oxazol-2-yl)-1H-pyrazolo[3,4-d]pyrimidine-3-carboxamide (Example Compound 82)

(Step 1) Synthesis of tert-butyl 3-(methylsulfonyloxy)pyrrolidine-1-carboxylate

The title compound was obtained as an oily compound from N-Boc-3-pyrrolidinol according to the procedure described in Synthetic Example 3.

[0305]

(Step 2) Synthesis of tert-butyl 3-(4-amino-3-iodo-1H-pyrazolo[3,4-d]pyrimidin-1-yl)pyrrolidine-1-carboxylate

The title compound was obtained as a pale yellow solid from 3-(methylsulfonyloxy)pyrrolidine-1-carboxylate according to the procedure described in Example 65 (Step 2).

[0306]

(Step 3) Synthesis of 1-(3-(4-amino-3-iodo-1H-pyrazolo[3,4-d]pyrimidin-1-yl)pyrrolidin-1-yl)prop-2-en-1-one

The title compound was obtained as a white solid according to the procedure described in Step 3 of Example 65, from tert-butyl 3-(4-amino-3-iodo-1H-pyrazolo[3,4-d]pyrimidin-1-yl)pyrrolidine-1-carboxylate obtained in Step 2.

[0307]

(Step 4) Synthesis of 1-(1-acryloylpyrrolidin-3-yl)-4-amino-N-(benzo[d]oxazol-2-yl)-1H-pyrazolo[3,4-d]pyrimidine-3-carboxamide

3.9 mg of the title compound was obtained as a white solid according to the procedure described in Step 4 of Example 65, from 10 mg of 1-(3-(4-amino-3-iodo-1H-

pyrazolo[3,4-d]pyrimidin-1-yl)pyrrolopyrrolidin-1-yl)prop-2-en-1-one obtained in Step 3.

[0308]

Example 83 Synthesis of 1-(1-acryloylpyrrolidin-3-yl)-4-amino-N-(5-fluorobenzo[d]oxazol-2-yl)-1H-pyrazolo[3,4-d]pyrimidine-3-carboxamide (Example Compound 83)

(Step 1) 4.09 mg of the title compound was obtained as a white solid according to the procedure described in Step 4 of Example 65, from 10 mg of 1-(3-(4-amino-3-iodo-1H-pyrazolo[3,4-d]pyrimidin-1-yl)pyrrolopyrrolidin-1-yl)prop-2-en-1-one obtained in Step 3 of Example 82 and 4.8 mg of 5-fluorobenzo[d]oxazol-2-amine.

[0309]

Example 84 Synthesis of 1-(1-acryloylpyrrolidin-3-yl)-4-amino-N-(5-chlorobenzo[d]oxazol-2-yl)-1H-pyrazolo[3,4-d]pyrimidine-3-carboxamide (Example Compound 84)

(Step 1) 3.47 mg of the title compound was obtained as a white solid according to the procedure described in Step 4 of Example 65, from 10 mg of 1-(3-(4-amino-3-iodo-1H-pyrazolo[3,4-d]pyrimidin-1-yl)pyrrolopyrrolidin-1-yl)prop-2-en-1-one obtained in Step 3 of Example 82 and 5.2 mg of 5-chlorobenzo[d]oxazol-2-amine.

[0310]

Example 85 Synthesis of 1-(3-acrylamidopropyl)-4-amino-N-(benzo[d]oxazol-2-yl)-1H-pyrazolo[3,4-d]pyrimidine-3-carboxamide (Example Compound 85)

(Step 1) Synthesis of tert-butyl (3-(4-amino-3-iodo-1H-pyrazolo[3,4-d]pyrimidin-1-yl)propyl)carboxylate

223 mg of the title compound was obtained as a pale yellow solid from 200 mg of 3-iodo-1H-pyrazolo[3,4-d]pyrimidin-4-amine and 273 mg of tert-butyl (3-bromopropyl)carboxylate according to the procedure described in Synthetic Example 3 (Step 2).

[0311]

(Step 2) N-(3-(4-amino-3-iodo-1H-pyrazolo[3,4-d]pyrimidin-1-yl)propyl)acrylamide

125 mg of the title compound was obtained as a pale yellow solid according to the procedure described in Step 3 of Example 65, from 240 mg of tert-butyl (3-(4-amino-3-iodo-1H-pyrazolo[3,4-d]pyrimidin-1-yl)propyl)carboxylate obtained in Step 1.

[0312]

(Step 3) Synthesis of 1-(3-acrylamidopropyl)-4-amino-N-(benzo[d]oxazol-2-yl)-1H-pyrazolo[3,4-d]pyrimidine-3-carboxamide

3.2 mg of the title compound was obtained as a white solid according to the procedure described in Step 4 of Example 65, from 10 mg of N-(3-(4-amino-3-iodo-1H-

pyrazolo[3,4-d]pyrimidin-1-yl)propyl)acrylamide obtained in Step 3.

[0313]

Example 86 Synthesis of 1-(2-acrylamidoethyl)-4-amino-N-(benzo[d]oxazol-2-yl)-1H-pyrazolo[3,4-d]pyrimidine-3-carboxamide (Example Compound 86)

(Step 1) Synthesis of tert-butyl (2-(4-amino-3-iodo-1H-pyrazolo[3,4-d]pyrimidin-1-yl)ethyl)carboxylate

239 mg of the title compound was obtained as a pale yellow solid from 200 mg of 3-iodo-1H-pyrazolo[3,4-d]pyrimidin-4-amine and 257 mg of tert-butyl (2-bromoethyl)carboxylate according to the procedure described in Synthetic Example 3 (Step 2).

[0314]

(Step 2) N-(2-(4-amino-3-iodo-1H-pyrazolo[3,4-d]pyrimidin-1-yl)ethyl)acrylamide

140 mg of the title compound was obtained as a pale yellow solid according to the procedure described in Step 3 of Example 65, from 239 mg of tert-butyl (2-(4-amino-3-iodo-1H-pyrazolo[3,4-d]pyrimidin-1-yl)ethyl)carboxylate obtained in Step 1.

[0315]

(Step 3) Synthesis of 1-(2-acrylamidoethyl)-4-amino-N-(benzo[d]oxazol-2-yl)-1H-pyrazolo[3,4-d]pyrimidine-3-carboxamide

1.8 mg of the title compound was obtained as a white solid according to the procedure described in Step 4 of Example 65, from 10 mg of N-(2-(4-amino-3-iodo-1H-pyrazolo[3,4-d]pyrimidin-1-yl)ethyl)acrylamide obtained in Step 2.

[0316]

Reference Example 1 Synthesis of (R)-1-(3-(4-amino-3-(4-phenoxyphenyl)-1H-pyrazolo[3,4-d]pyrimidin-1-yl)piperidin-1-yl)prop-2-en-1-one (Reference compound 1)

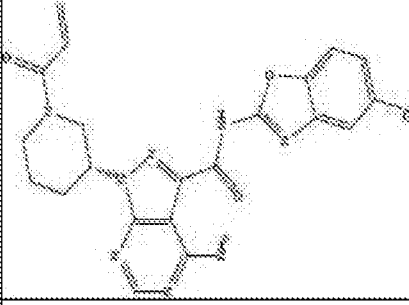
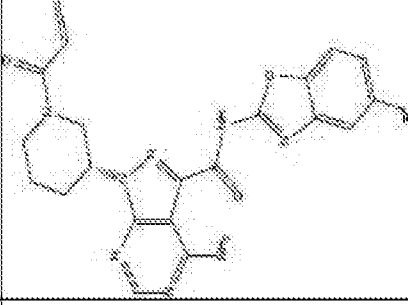
The title compound was obtained as a white solid by synthesizing the compound according to the procedure described in the method of WO 2008/121742.

[0317]

Hereinafter, the structural formulas and physical property values of Example Compounds and Reference compound 1 are presented in Table 1 to Table 44.

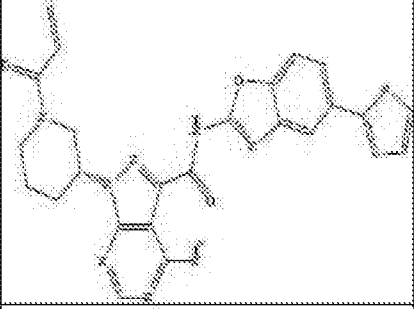
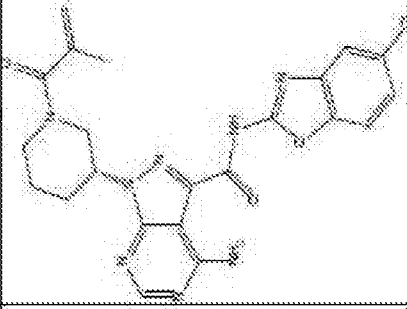
[0318]

[Table 1]

Example No.	Structural Formula	NMR	mp
1		¹ H NMR (400 MHz, DMSO-d ₆) δ ppm: 1.59 (br. s., 1 H), 1.95 (s, 1 H), 2.16 (br. s., 1 H), 2.32 (br. s., 1 H), 2.91 (br. s., 0.5 H), 4.11 (br. s., 0.5 H), 4.31 (br. s., 1 H), 4.57 (br. s., 1 H), 4.73 (br. s., 1 H), 5.65 (br. s., 1 H), 5.71 (br. s., 1 H), 6.08 – 6.18 (m, 1 H), 6.72 – 6.93 (m, 1 H), 6.76 (br. s., 1 H), 6.79 (s, 1 H), 6.84 (d, J=12.44 Hz, 1 H), 7.36 (d, J=7.58 Hz, 1 H), 7.70 (d, J=15.12 Hz, 1 H), 8.16 – 8.36 (m, 3 H)	469.1
2		¹ H NMR (400 MHz, DMSO-d ₆) δ ppm: 1.44 – 1.66 (m, 1 H), 1.87 (d, J=12.30 Hz, 1 H), 2.06 (br. s., 1 H), 2.22 (d, J=9.57 Hz, 1 H), 3.05 – 3.32 (m, 1 H), 4.03 – 4.25 (m, 0.5 H), 4.29 – 4.46 (m, 1 H), 4.80 (d, J=18.45 Hz, 0.5 H), 5.51 – 5.75 (m, 1 H), 6.09 (br. s., 1 H), 6.61 – 6.95 (m, 1 H), 7.12 (s, 1 H), 7.24 (br. s., 1 H), 7.85 (br. s., 1 H), 8.10 (br. s., 1 H), 8.29 (s, 2 H), 11.07 (br. s., 1 H)	513.1

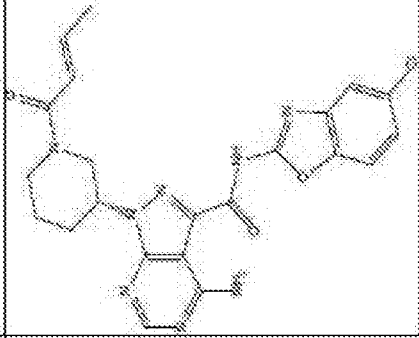
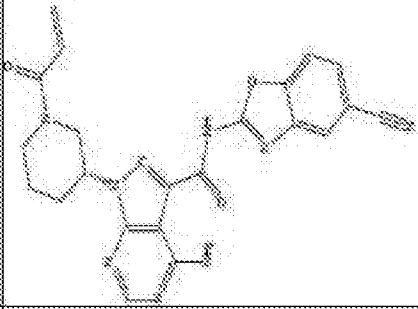
[0319]

[Table 2]

Example No.	Structural Formula	NMR	mass
3		¹ H NMR (400 MHz, DMSO-d ₆) δ ppm 1.33 – 1.46 (m, 1 H) 1.52 – 1.70 (m, 1 H) 1.90 – 2.03 (m, 1 H) 2.10 – 2.25 (m, 1 H) 2.85 – 2.98 (m, 1 H) 3.69 – 3.85 (m, 1 H) 4.05 – 4.43 (m, 2 H) 4.51 – 4.86 (m, 2 H) 5.61 – 5.77 (m, 1 H) 6.05 – 6.22 (m, 1 H) 6.71 – 6.95 (m, 1 H) 7.17 (d, J=4.93 Hz, 1 H) 7.58 (d, J=4.86 Hz, 2 H) 7.62 – 7.69 (m, 1 H) 7.70 – 7.78 (m, 1 H) 7.83 – 8.00 (m, 1 H) 8.16 – 8.27 (m, 1 H) 8.27 – 8.37 (m, 1 H) 8.32 (s, 2 H)	515.2
4		¹ H NMR (400 MHz, CHLOROFORM-d) δ ppm 1.73 (br. s, 1 H) 1.98 (br. s, 3 H) 2.27 (br. s, 2 H) 2.40 (d, J=8.02 Hz, 1 H) 3.36 – 3.57 (m, 1 H) 3.64 – 4.14 (m, 2 H) 4.31 (br. s, 1 H) 4.94 (tt, J=8.81, 4.24 Hz, 1 H) 5.09 (s, 1 H) 5.20 (br. s, 1 H) 6.58 (br. s, 1 H) 7.28 – 7.30 (m, 1 H) 7.46 (d, J=8.78 Hz, 1 H) 7.69 (d, J=1.95 Hz, 1 H) 8.34 – 8.42 (m, 2 H) 8.49 (br. s, 1 H)	481.1

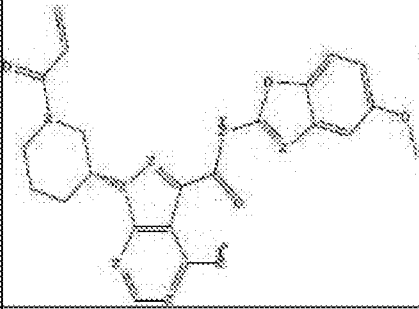
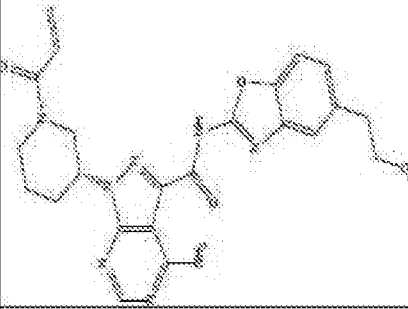
[0320]

[Table 3]

Example No.	Structural Formula	NMR	MS/MS
5		¹ H NMR (400 MHz, DMSO-d ₆) δ ppm 1.51 (br s, 1 H) 1.75 (br s, 1 H) 1.82 (br s, 1 H) 2.05 (br s, 1 H) 2.20 (d, J=9.57 Hz, 1 H) 3.47 (s, 3 H) 4.03 (br s, 3 H) 4.26 (br s, 2 H) 6.37 – 6.74 (m, 1 H) 7.00 (d, J=8.20 Hz, 1 H) 7.31 (d, J=8.20 Hz, 1 H) 7.40 (s, 1 H) 7.79 (d, J=4.10 Hz, 1 H) 8.09 (br s, 1 H) 8.16 (s, 2 H) 10.68 (br s, 2 H)	481.2
6		¹ H NMR (400 MHz, DMSO-d ₆) δ ppm 1.21 – 1.26 (m, 1 H) 1.63 (d, J=12.93 Hz, 1 H) 1.90 – 1.98 (m, 1 H) 2.18 (br s, 1 H) 2.27 – 2.44 (m, 1 H) 2.82 – 2.95 (m, 0.5 H) 3.17 (br s, 0.5 H) 3.68 – 3.82 (m, 0.5 H) 4.13 (d, J=12.68 Hz, 0.5 H) 4.32 (d, J=15.37 Hz, 1 H) 4.62 (d, J=11.95 Hz, 0.5 H) 4.74 (br s, 1 H) 5.82 – 5.75 (m, 1 H) 6.08 – 6.24 (m, 1 H) 6.89 (dd, J=16.59, 10.49 Hz, 1 H) 7.83 (dd, J=8.41, 1.56 Hz, 1 H) 7.93 (d, J=6.64 Hz, 1 H) 8.09 – 8.34 (m, 3 H) 12.24 – 12.68 (m, 1 H)	459.2

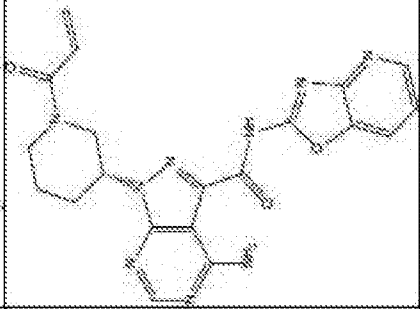
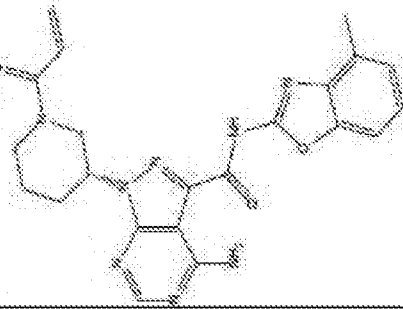
[0321]

[Table 4]

Example No.	Structural Formula	NMR	MS/MS
7		¹ H NMR (400 MHz, DMSO-d ₆) δ ppm 1.49 – 1.74 (m, 1 H) 1.81 – 2.00 (m, 2 H) 2.08 – 2.40 (m, 2 H) 2.80 – 2.96 (m, 0.5 H) 3.07 – 3.23 (m, 0.5 H) 3.29 – 3.37 (m, 1 H) 3.89 – 3.94 (m, 4 H) 4.00 – 4.21 (m, 0.5 H) 4.21 – 4.43 (m, 1 H) 4.52 – 4.67 (m, 0.5 H) 4.64 – 4.84 (m, 1 H) 5.57 – 5.78 (m, 1 H) 6.04 – 6.24 (m, 1 H) 6.66 – 7.02 (m, 1 H) 7.74 – 7.96 (m, 1 H) 8.10 – 8.37 (m, 3 H) 12.37 – 12.62 (m, 1 H)	464.0
8		¹ H NMR (400 MHz, DMSO-d ₆) δ ppm 1.49 – 1.75 (m, 1 H) 1.85 – 2.00 (m, 1 H) 2.08 – 2.24 (m, 1 H) 2.24 – 2.42 (m, 1 H) 2.92 (s, 2 H) 2.92 (t, J=13.20 Hz, 2 H) 3.26 (s, 3 H) 3.24 – 3.27 (m, 1 H) 3.51 – 3.61 (m, 2 H) 3.92 – 4.46 (m, 3 H) 4.50 – 4.90 (m, 2 H) 5.54 – 5.81 (m, 1 H) 6.02 – 6.24 (m, 1 H) 6.64 – 6.98 (m, 2 H) 7.14 – 7.29 (m, 1 H) 7.41 – 7.69 (m, 1 H) 8.11 – 8.45 (m, 3 H)	492.2

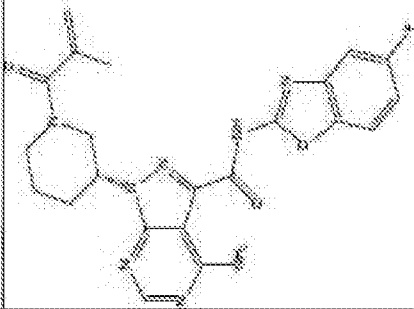
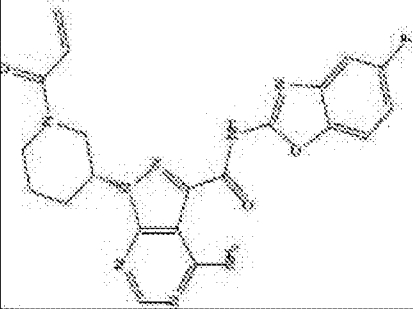
[0322]

[Table 5]

Example No.	Structural Formula	NMR	MS
9		¹ H NMR (400 MHz, DMSO-d ₆) δ: ppm 1.49 – 1.67 (m, 1 H) 1.88 – 2.13 (m, 2 H) 2.21 – 2.34 (m, 1 H) 2.74 – 2.86 (m, 0.5 H) 3.07 – 3.21 (m, 0.5 H) 3.55 – 3.67 (m, 0.5 H) 4.01 – 4.30 (m, 0.5 H) 4.37 – 4.49 (m, 1 H) 4.52 – 4.74 (m, 2 H) 5.59 – 5.76 (m, 1 H) 6.03 – 6.20 (m, 1 H) 6.73 – 6.94 (m, 1 H) 6.95 – 7.04 (m, 1 H) 7.59 – 7.88 (m, 1 H) 7.88 (br. s., 1 H) 8.10 – 8.15 (m, 2 H) 10.81 – 10.89 (m, 1 H)	434.3
10		¹ H NMR (400 MHz, DMSO-d ₆) δ: ppm 1.57 (br. s., 1 H) 1.83 – 1.98 (m, 1 H) 2.14 (br. s., 1 H) 2.23 – 2.36 (m, 1 H) 2.50 (s, 3H) 2.87 (br. s., 0.5 H) 3.71 (br. s., 0.5 H) 4.06 (br. s., 0.5 H) 4.28 (br. s., 0.5 H) 4.54 (br. s., 1 H) 4.72 (br. s., 1 H) 5.62 (br. s., 1 H) 5.67 (br. s., 1 H) 6.09 (s, 1 H) 6.14 (s, 1 H) 6.73 (br. s., 1 H) 6.84 (br. s., 1 H) 7.12 – 7.24 (m, 2 H) 7.45 (d, J=7.52 Hz, 2 H) 8.09 – 8.21 (m, 2 H) 8.22 – 8.30 (m, 2 H)	447.3

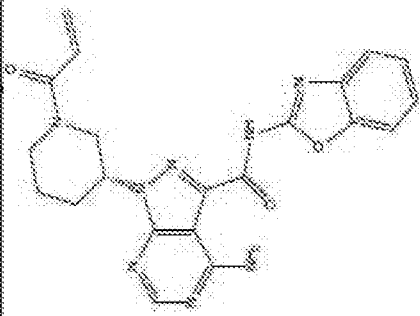
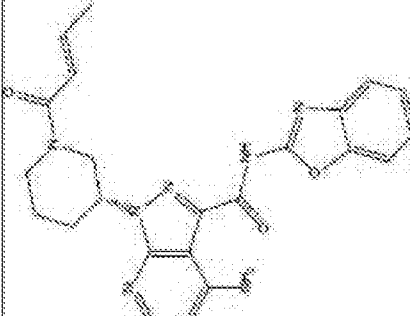
[0323]

[Table 6]

Example No.	Structural Formula	NMR	mass
11		¹ H NMR (400 MHz, DMSO-d ₆) δ ppm 1.80 (d, J=12.30 Hz, 1 H) 1.83 (br s, 3 H) 1.90 (br s, 1 H) 2.13 (d, J=8.20 Hz, 1 H) 2.32 (d, J=10.25 Hz, 1 H) 3.88 (br s, 1 H) 4.10 (br s, 1 H) 4.41 (br s, 1 H) 4.75 (br s, 1 H) 5.01 (br s, 1 H) 5.13 (br s, 1 H) 7.12 – 7.19 (m, 1 H) 7.49 (d, J=8.83 Hz, 1 H) 7.68 (dd, J=8.88, 4.10 Hz, 1 H) 8.19 (br s, 1 H) 8.26 (s, 1 H) 12.27 (br s, 1 H)	466.2
12		¹ H NMR (400 MHz, DMSO-d ₆) δ ppm 1.50 – 1.69 (m, 1 H) 1.86 – 1.89 (m, 1 H) 2.09 – 2.26 (m, 1 H) 2.27 – 2.42 (m, 1 H) 2.84 – 2.97 (m, 0.5 H) 3.18 (t, J=12.20 Hz, 0.5 H) 3.89 – 3.82 (m, 0.5 H) 4.11 (d, J=13.17 Hz, 0.5 H) 4.22 – 4.39 (m, 1 H) 4.53 – 4.68 (m, 1 H) 4.72 – 4.76 (m, 0.5 H) 5.61 – 5.75 (m, 1 H) 6.07 – 6.19 (m, 1 H) 6.72 – 6.92 (m, 1 H) 7.20 (dd, J=9.39, 2.88 Hz, 1 H) 7.54 (d, J=7.80 Hz, 1 H) 7.73 (dd, J=8.78, 4.39 Hz, 1 H) 8.03 – 8.37 (m, 3 H) 12.29 (br s, 1 H)	451.2

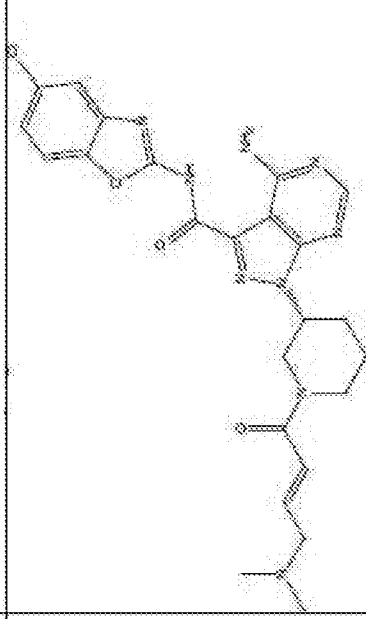
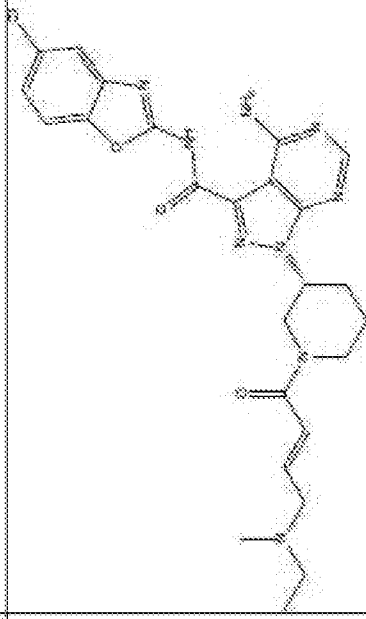
[0324]

[Table 7]

Example No.	Structural Formula	NMR	MS/MS
13		¹ H NMR (400 MHz, DMSO-d ₆) δ ppm 1.52 – 1.89 (m, 1 H) 1.89 – 2.02 (m, 1 H) 2.09 – 2.25 (m, 1 H) 2.28 – 2.42 (m, 1 H) 2.83 – 2.98 (m, 0.5 H) 3.07 – 3.25 (m, 0.5 H) 3.23 – 3.37 (m, 0.5 H) 3.65 – 3.87 (m, 0.5 H) 4.06 – 4.17 (m, 0.5 H) 4.22 – 4.38 (m, 1 H) 4.58 – 4.65 (m, 0.5 H) 4.69 – 4.81 (m, 1 H) 5.55 – 5.81 (m, 1 H) 6.07 – 6.19 (m, 1 H) 6.73 – 6.92 (m, 1 H) 7.33 – 7.41 (m, 2 H) 7.59 – 7.76 (m, 2 H) 8.23 (br. s., 2 H) 8.30 (s, 1 H) 12.15 (br. s., 1 H)	433.0
14		¹ H NMR (400 MHz, DMSO-d ₆) δ ppm 1.14–1.32 (m, 1 H) 1.83 – 1.89 (m, 1 H) 1.91 – 2.00 (m, 1 H) 2.03 (br. s., 3 H) 2.08 – 2.19 (m, 1 H) 2.97 (br. s., 1 H) 3.45 (br. s., 1 H) 3.78 (br. s., 2 H) 4.58 (br. s., 1 H) 4.72 – 4.97 (m, 1 H) 5.50 – 5.89 (m, 1 H) 6.54 – 6.83 (m, 1 H) 7.65 – 8.10 (m, 1 H) 8.15 – 8.29 (m, 1 H)	446.3

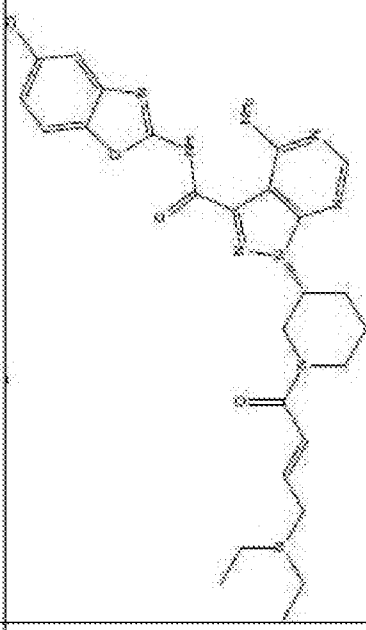
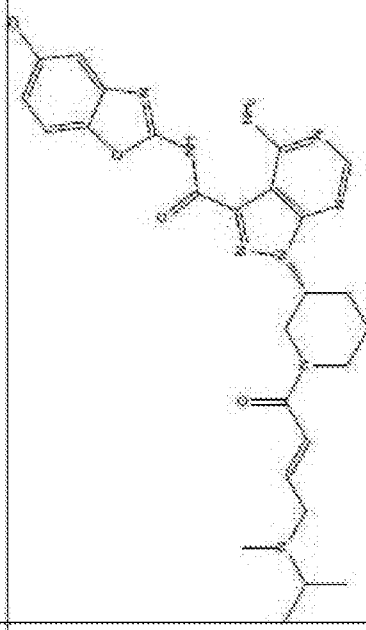
[0325]

[Table 8]

Example No.	Structural Formula	NMR	Mass
15		¹ H NMR (400 MHz, DMSO-d ₆) δ: ppm 1.53 (br. s., 2 H) 1.88 (d, J=12.98 Hz, 2 H) 2.09 (br. s., 3 H) 2.15 (br. s., 3 H) 2.84 (br. s., 1 H) 2.96 (br. s., 1 H) 3.05 (br. s., 2 H) 3.13 (br. s., 2 H) 4.05 (br. s., 2 H) 4.14 (br. s., 3 H) 4.28 (br. s., 4 H) 4.61 (br. s., 6 H) 6.53 (br. s., 2 H) 6.82 (br. s., 2 H) 7.01 (d, J=8.20 Hz, 1 H) 7.32 (d, J=8.20 Hz, 1 H) 7.44 (s, 1 H) 7.63 (br. s., 2 H) 8.09 (s, 1 H) 8.16 (s, 3 H)	524.1
16		¹ H NMR (400 MHz, DMSO-d ₆) δ: ppm 0.91 (br. s., 3 H) 0.98 (br. s., 4 H) 1.54 (br. s., 2 H) 1.88 (d, J=12.30 Hz, 1 H) 2.09 (br. s., 3 H) 2.21 (br. s., 3 H) 2.34 (s, 3 H) 2.37 (s, 3 H) 3.05 (br. s., 2 H) 3.98 - 4.73 (m, 6 H) 6.53 (br. s., 2 H) 6.63 (br. s., 2 H) 7.01 (dd, J=8.20, 2.05 Hz, 1 H) 7.33 (d, J=8.20 Hz, 1 H) 7.45 (s, 1 H) 7.83 (br. s., 1 H) 8.09 (s, 1 H) 8.15 (s, 2 H) 10.52 (br. s., 1 H)	538.2

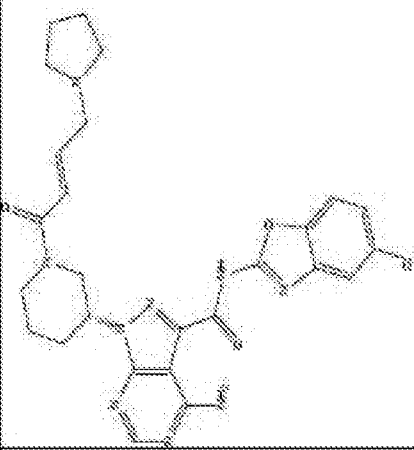
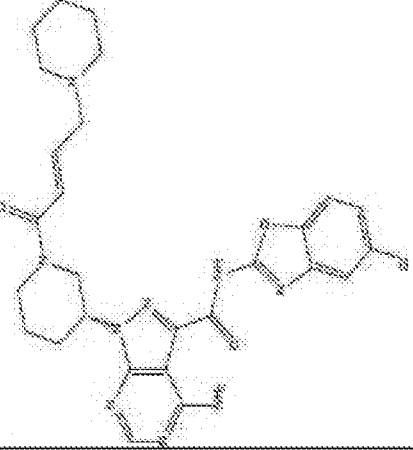
[0326]

[Table 9]

Example No.	Structural Formula	NMR	mass
17		¹ H NMR (400 MHz, DMSO-d ₆) δ ppm 0.82 (br. s., 3 H) 0.95 (br. s., 3 H) 1.54 (br. s., 2 H) 1.88 (d, J=11.62 Hz, 2 H) 2.06 (br. s., 2 H) 2.22 (br. s., 2 H) 2.83 (br. s., 1 H) 2.88 (br. s., 1 H) 4.10 (d, J=15.72 Hz, 4 H) 4.36 (m, 3 H) 4.62 (m, 4 H) 5.56 (br. s., 2 H) 6.05 (br. s., 2 H) 7.01 (dd, J=8.20, 2.05 Hz, 1 H) 7.33 (d, J=8.20 Hz, 1 H) 7.45 (s, 1 H) 7.83 (d, J=4.10 Hz, 2 H) 8.09 (s, 1 H) 8.15 (s, 2 H) 10.82 (br. s., 1 H)	352.3
18		¹ H NMR (400 MHz, DMSO-d ₆) δ ppm 0.91 (s, 5 H) 0.95 (s, 5 H) 1.19 – 1.26 (m, 1 H) 1.53 (br. s., 1 H) 1.87 (br. s., 1 H) 2.06 (br. s., 4 H) 2.13 (br. s., 3 H) 2.20 (br. s., 2 H) 2.72 – 2.84 (m, 3 H) 4.00 – 4.32 (m, 2 H) 4.41 – 4.70 (m, 4 H) 5.48 – 5.72 (m, 3 H) 7.00 – 7.04 (m, 1 H) 7.33 (d, J=8.20 Hz, 1 H) 7.45 (s, 1 H) 7.84 (br. s., 2 H) 8.09 – 8.18 (m, 2 H) 10.79 (br. s., 1 H)	352.3

[0327]

[Table 10]

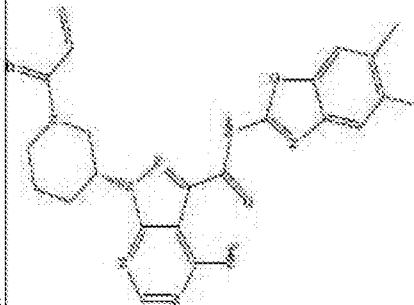
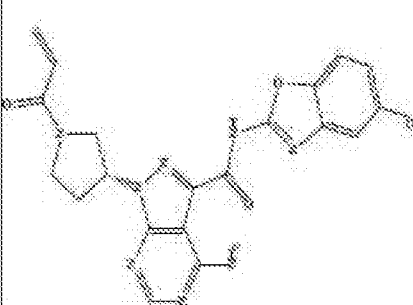
Example No.	Structural Formula	NMR	MS/MS
19		¹ H NMR (400 MHz, DMSO-d ₆) δ: ppm 1.62 (br. s., 4 H) 1.67 (br. s., 3 H) 1.89 (d, J=13.87 Hz, 2 H) 2.06 (br. s., 2 H) 2.22 (br. s., 2 H) 2.85 (br. s., 2 H) 3.13 (br. s., 2 H) 3.23 (br. s., 2 H) 3.97 – 4.33 (m, 4 H) 4.45 – 4.88 (m, 4 H) 6.53 (br. s., 1 H) 6.63 (br. s., 1 H) 7.01 (dd, J=8.20, 2.05 Hz, 1 H) 7.32 (d, J=8.20 Hz, 1 H) 7.45 (s, 1 H) 7.82 (d, J=4.78 Hz, 1 H) 8.08 (s, 1 H) 8.18 (s, 2 H) 10.86 (br. s., 1 H)	550.2
20		¹ H NMR (400 MHz, DMSO-d ₆) δ: ppm 1.34 (br. s., 3 H) 1.40 (br. s., 3 H) 1.47 (br. s., 6 H) 1.88 (d, J=13.87 Hz, 1 H) 2.05 (d, J=8.20 Hz, 1 H) 2.25 (br. s., 4 H) 2.32 (br. s., 4 H) 2.85 (br. s., 1 H) 2.95 (br. s., 2 H) 4.00 – 4.37 (m, 4 H) 4.47 – 4.69 (m, 4 H) 6.50 (br. s., 1 H) 6.61 (br. s., 2 H) 7.01 (dd, J=8.20, 2.05 Hz, 1 H) 7.32 (d, J=8.20 Hz, 1 H) 7.45 (s, 1 H) 7.82 (d, J=4.10 Hz, 1 H) 8.08 (s, 1 H) 8.17 (s, 2 H) 10.88 (br. s., 1 H)	564.3

[Table 11]

002

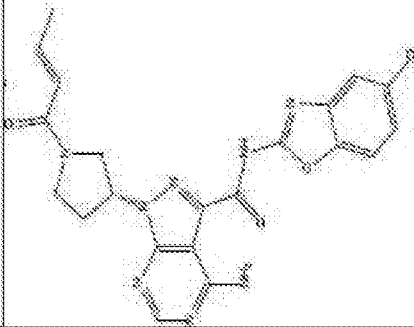
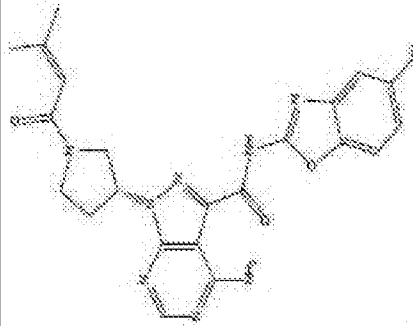
[0329]

[Table 12]

Example No.	Structural Formula	NMR	MS/MS
23		¹ H NMR (400 MHz, DMSO-d ₆) δ ppm 1.44 – 1.68 (m, 1 H) 1.87 (d, J=12.30 Hz, 1 H) 2.06 (br. s., 1 H) 2.22 (d, J=9.57 Hz, 8 H) 3.05 – 3.32 (m, 4 H) 4.03 – 4.25 (m, 3 H) 4.29 – 4.46 (m, 1 H) 4.60 (d, J=18.45 Hz, 2 H) 5.51 – 5.75 (m, 1 H) 6.09 (br. s., 1 H) 6.81 – 6.85 (m, 1 H) 7.12 (s, 1 H) 7.24 (br. s., 1 H) 7.85 (br. s., 1 H) 8.10 (br. s., 1 H) 8.29 (s, 2 H) 11.07 (br. s., 1 H)	461.2
24		¹ H NMR (400 MHz, DMSO-d ₆) δ ppm 2.35 – 2.46 (m, 2 H) 3.80 (br. s., 1 H) 3.78 (br. s., 1 H) 3.84 (br. s., 1 H) 3.93 (br. s., 1 H) 4.02 (br. s., 1 H) 4.11 (d, J=5.47 Hz, 1 H) 5.39 – 5.76 (m, 2 H) 6.09 – 6.29 (m, 1 H) 6.11 (s, 1 H) 6.15 (s, 1 H) 6.50 – 6.88 (m, 1 H) 7.35 (d, J=8.88 Hz, 1 H) 7.68 (d, J=8.88 Hz, 2 H) 8.11 – 8.38 (m, 2 H) 12.22 (br. s., 1 H)	453.1

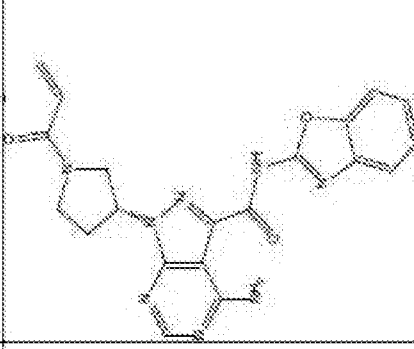
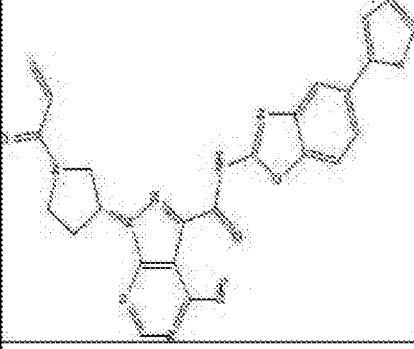
[0330]

[Table 13]

Example No.	Chemical Structure	NMR	Mass
25		¹ H NMR (400 MHz, DMSO-d ₆) δ ppm 1.80 (dd, J=15.12, 6.15 Hz, 5 H) 1.92 (br. s., 1 H) 2.26 - 2.42 (m, 1 H) 2.50 (br. s., 1 H) 3.37 - 3.61 (m, 5 H) 3.85 - 3.78 (m, 2 H) 3.78 - 3.99 (m, 4 H) 4.01 - 4.15 (m, 1 H) 5.43 (t, J=5.81 Hz, 1 H) 5.46 - 5.56 (m, 1 H) 6.21 - 6.34 (m, 1 H) 6.63 - 6.73 (m, 1 H) 7.24 (br. s., 1 H) 7.61 (br. s., 3 H) 8.02 - 8.15 (m, 2 H) 8.22 (s, 1 H) 12.38 (br. s., 1 H)	460.2
26		¹ H NMR (400 MHz, DMSO-d ₆) δ ppm 1.80 (d, J=19.80 Hz, 3 H) 1.94 - 2.01 (m, 3 H) 3.45 - 3.57 (m, 1 H) 3.59 - 3.71 (m, 1 H) 3.76 - 3.94 (m, 3 H) 3.95 - 4.07 (m, 1 H) 5.32 - 5.64 (m, 1 H) 5.82 - 6.02 (m, 1 H) 7.19 - 7.44 (m, 1 H) 7.51 - 7.60 (m, 2 H) 8.08 - 8.16 (m, 1 H) 8.19 - 8.35 (m, 2 H)	483.2

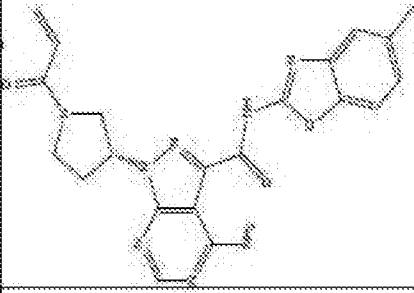
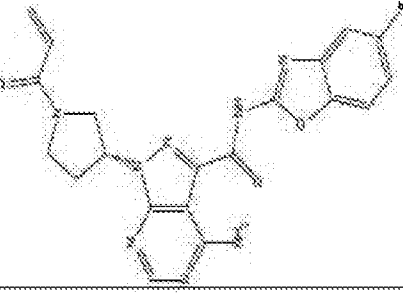
[0331]

[Table 14]

Example No.	Structural Formula	NMR	mass
27		¹ H NMR (400 MHz, DMSO-d ₆) δ ppm 2.39 – 2.52 (m, 2 H) 3.51 – 3.67 (m, 1 H) 3.70 – 3.86 (m, 2 H) 3.88 – 3.96 (m, 3 H) 4.03 – 4.16 (m, 1 H) 5.41 – 5.55 (m, 1 H) 5.85 (ddd, J=17.77, 10.25, 2.05 Hz, 1 H) 6.10 – 6.17 (m, 1 H) 6.61 – 6.67 (m, 1 H) 7.08 – 7.21 (m, 2 H) 7.40 – 7.51 (m, 1 H) 7.85 (br. s., 2 H) 8.11 (s, 1 H) 8.17 (s, 2 H)	430.1
28		¹ H NMR (400 MHz, DMSO-d ₆) δ ppm 2.23 – 2.38 (m, 3 H) 3.57 – 3.94 (m, 4 H) 3.98 – 4.18 (m, 2 H) 5.39 – 5.46 (m, 1 H) 5.48 – 5.56 (m, 1 H) 5.81 – 5.70 (m, 2 H) 6.10 – 6.17 (m, 2 H) 6.51 – 6.67 (m, 2 H) 7.07 – 7.10 (m, 1 H) 7.32 – 7.41 (m, 1 H) 7.45 (d, J=4.78 Hz, 1 H) 7.72 (s, 2 H) 7.88 (br. s., 2 H) 8.13 (s, 1 H) 10.57 – 10.99 (m, 1 H)	501.2

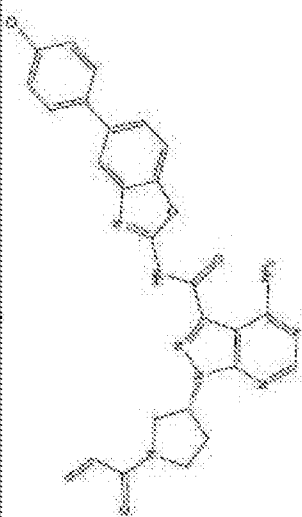
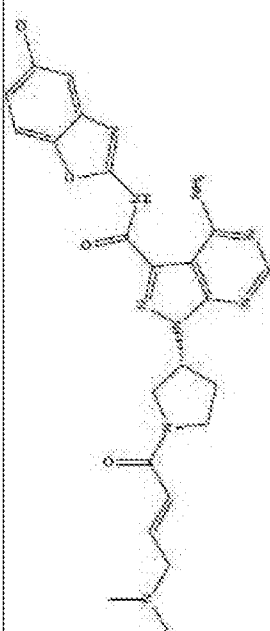
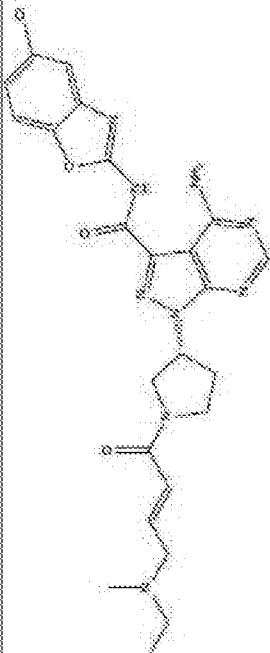
[0332]

[Table 15]

Example No.	Structural Formula	NMR	MS
20		¹ H NMR (400 MHz, DMSO-d ₆) δ ppm 2.37 (s, 3 H) 3.47 (s, 4 H) 3.51 – 3.86 (m, 1 H) 3.73 – 4.01 (m, 3 H) 4.05 – 4.15 (m, 1 H) 5.42 – 5.57 (m, 1 H) 5.65 (ddd, J=17.08, 10.25, 2.05 Hz, 1 H) 6.13 (dd, J=18.13, 5.47 Hz, 1 H) 6.13 (dd, J=14.89, 5.81 Hz, 1 H) 6.51 – 6.67 (m, 1 H) 7.03 (d, J=7.52 Hz, 1 H) 7.34 (br. s, 1 H) 7.41 (d, J=8.20 Hz, 1 H) 8.06 (s, 1 H) 8.10 (s, 1 H) 8.22 (s, 2 H)	433.2
20		¹ H NMR (400 MHz, DMSO-d ₆) δ ppm 2.38 (dd, J=12.96, 6.15 Hz, 1 H) 2.54 (d, J=5.47 Hz, 2 H) 3.51 – 3.68 (m, 0.5 H) 3.73 – 4.13 (m, 4 H) 5.45 (t, J=6.15 Hz, 1 H) 5.54 (t, J=6.15 Hz, 1 H) 5.65 (ddd, J=17.08, 10.25, 2.05 Hz, 2 H) 6.09 – 6.17 (m, 1 H) 6.51 – 6.67 (m, 1 H) 7.02 (br. s, 2 H) 7.39 (br. s, 1 H) 7.54 (br. s, 1 H) 8.01 – 8.15 (m, 3 H) 8.21 (s, 1 H)	437.1

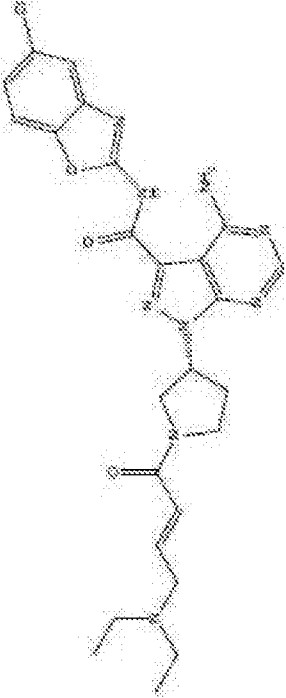
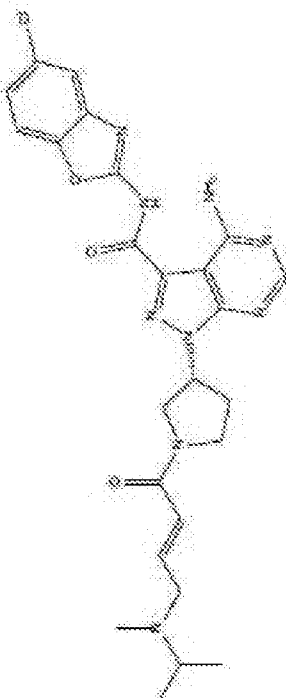
[0333]

[Table 16]

Example No.	Structural Formula	NMR	Mass
31		¹ H NMR (400 MHz, DMSO-d ₆) δ ppm 2.20 – 2.42 (m, 2 H) 3.59 (br. s., 3 H) 3.64 – 4.00 (m, 4 H) 4.09 (d, J=7.52 Hz, 1 H) 5.38 – 5.56 (m, 1 H) 5.59 – 5.75 (m, 1 H) 6.05 – 6.22 (m, 1 H) 6.48 – 6.71 (m, 1 H) 7.47 (d, J=8.88 Hz, 2 H) 7.62 – 7.72 (m, 3 H) 7.77 – 7.89 (m, 1 H) 8.08 – 8.13 (m, 1 H) 8.30 (br. s., 2 H) 11.05 – 11.16 (m, 1 H)	520.1
32		¹ H NMR (400 MHz, DMSO-d ₆) δ ppm 2.14 (s, 3 H) 2.17 (s, 3 H) 2.34 (br. s., 2 H) 2.43 (br. s., 2 H) 3.03 – 3.14 (m, 2 H) 3.88 (br. s., 5 H) 4.07 (br. s., 5 H) 5.41 (br. s., 1 H) 5.48 (br. s., 1 H) 6.33 – 6.45 (m, 1 H) 6.61 (d, J=6.83 Hz, 1 H) 7.02 (d, J=8.20 Hz, 1 H) 7.33 (d, J=8.20 Hz, 1 H) 7.45 (br. s., 1 H) 7.85 (br. s., 1 H) 8.10 – 8.15 (m, 2 H) 10.76 (br. s., 2 H)	510.1
33		¹ H NMR (400 MHz, DMSO-d ₆) δ ppm 0.91 – 0.99 (m, 3 H) 2.06 – 2.14 (m, 3 H) 2.29 – 2.38 (m, 3 H) 2.41 (d, J=6.83 Hz, 2 H) 3.04 – 3.13 (m, 2 H) 4.07 (br. s., 4 H) 5.41 (br. s., 1 H) 5.48 (br. s., 1 H) 6.31 – 6.44 (m, 1 H) 6.62 (d, J=6.15 Hz, 1 H) 7.01 (d, J=8.88 Hz, 1 H) 7.32 (d, J=8.20 Hz, 1 H) 7.48 (br. s., 1 H) 7.84 (br. s., 2 H) 8.11 (s, 1 H) 8.22 (s, 2 H) 10.94 (br. s., 2 H)	524.1

[0334]

[Table 17]

Example No.	Structural Formula	NMR	22836
24		¹ H NMR (400 MHz, DMSO-d ₆) δ ppm 0.92 (dt, J=14.35, 7.18 Hz, 6 H) 2.38 – 2.44 (m, 5 H) 3.09 – 3.23 (m, 3 H) 3.95 – 4.23 (m, 3 H) 5.26 – 5.58 (m, 1 H) 6.28 – 6.50 (m, 1 H) 6.58 – 6.72 (m, 1 H) 6.98 – 7.06 (m, 1 H) 7.27 – 7.36 (m, 1 H) 7.43 – 7.51 (m, 1 H) 7.79 – 7.88 (m, 1 H) 8.03 (s, 1 H) 8.22 (s, 2 H) 10.85 – 11.00 (m, 1 H)	538.1
26		¹ H NMR (400 MHz, DMSO-d ₆) δ ppm 2.07 (d, J=15.03 Hz, 6 H) 2.33 (d, J=7.52 Hz, 2 H) 2.60 – 2.91 (m, 1 H) 3.03 – 3.20 (m, 2 H) 4.00 – 4.14 (m, 1 H) 5.31 – 5.58 (m, 2 H) 6.23 – 6.46 (m, 2 H) 6.52 – 6.68 (m, 2 H) 6.95 – 7.06 (m, 1 H) 7.27 – 7.36 (m, 1 H) 7.41 – 7.53 (m, 1 H) 7.80 – 7.91 (m, 2 H) 8.03 (s, 1 H) 8.22 (s, 2 H)	535.1

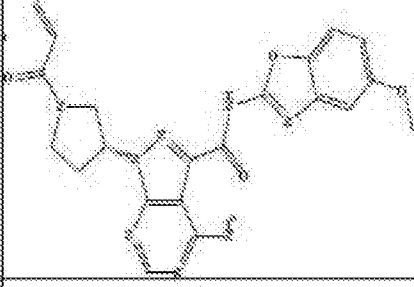
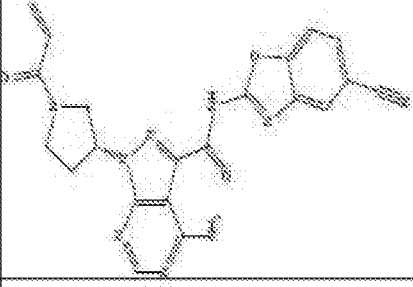
[0335]

[Table 18]

Example No.	Structural Formula	NMR	MS/MS
28		¹ H NMR (400 MHz, DMSO-d ₆) δ ppm 1.60 – 1.70 (m, 1 H) 1.65 (d, J=12.30 Hz, 4H) 2.33 (d, J=6.83 Hz, 2 H) 2.41 (br. s., 2 H) 3.12 – 3.25 (m, 2 H) 3.19 (d, J=12.30 Hz, 2 H) 3.68 – 3.79 (m, 2 H) 3.79 – 3.96 (m, 2 H) 3.97 – 4.24 (m, 2 H) 4.02 – 4.15 (m, 1 H) 5.40 (br. s., 1 H) 5.49 (br. s., 1 H) 6.31 – 6.44 (m, 2 H) 6.62 – 6.88 (m, 2 H) 7.01 (d, J=8.20 Hz, 2 H) 7.31 (d, J=8.20 Hz, 2 H) 7.47 (s, 1 H) 7.79 – 7.90 (m, 1 H) 7.84 (br. s., 2 H) 8.07 – 8.13 (m, 1 H) 8.07 – 8.14 (m, 1 H) 8.03 (s, 1 H) 8.22 (s, 2 H) 10.83 (br. s., 1 H)	550.1
31		¹ H NMR (400 MHz, DMSO-d ₆) δ ppm 1.34 (br. s., 2 H) 1.40 – 1.52 (m, 4 H) 2.33 (br. s., 4 H) 2.39 – 2.44 (m, 1 H) 2.93 – 3.20 (m, 2 H) 3.60 – 3.97 (m, 2 H) 4.06 (d, J=7.52 Hz, 2 H) 5.40 (br. s., 1 H) 5.49 (br. s., 1 H) 6.31 – 6.44 (m, 1 H) 6.57 – 6.68 (m, 1 H) 7.01 (d, J=8.20 Hz, 1 H) 7.32 (d, J=8.20 Hz, 1 H) 7.45 (s, 1 H) 7.84 (br. s., 1 H) 8.03 (s, 1 H) 8.22 (s, 2 H) 10.81 (br. s., 1 H)	550.1

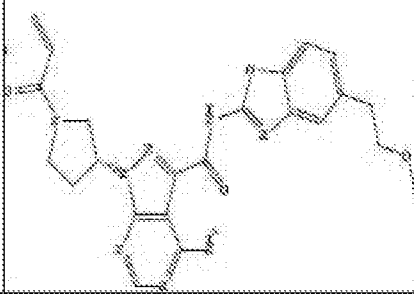
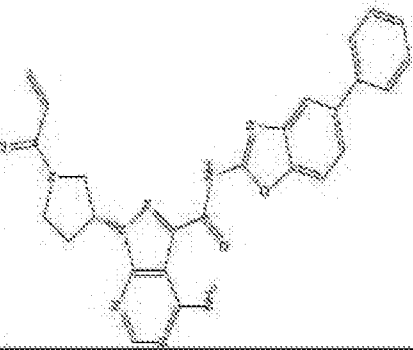
[0336]

[Table 19]

Example No.	Structural Formula	NMR	Mass
28		¹ H NMR (400 MHz, DMSO-d ₆) δ ppm 2.43 (d, J=5.61 Hz, 1 H) 3.50 – 3.70 (m, 2 H) 3.74 – 3.88 (m, 2 H) 3.81 (s, 3 H) 3.96 (d, J=7.07 Hz, 1 H) 4.05 (br. s., 1 H) 4.15 (d, J=7.32 Hz, 1 H) 5.51 (d, J=6.10 Hz, 1 H) 5.60 (s, 1 H) 5.69 (ddd, J=15.98, 10.37, 2.44 Hz, 1 H) 6.17 (ddd, J=16.65, 4.94, 2.32 Hz, 1 H) 6.55 – 6.71 (m, 1 H) 6.92 (dd, J=8.90, 2.56 Hz, 1 H) 7.20 (br. s., 1 H) 7.59 (d, J=8.02 Hz, 1 H) 8.23 (s, 2 H)	450.2
28		¹ H NMR (400 MHz, DMSO-d ₆) δ ppm 2.33 (br. s., 1 H) 2.68 – 2.70 (m, 1 H) 3.35 (br. s., 2 H) 3.74 – 3.90 (m, 3 H) 3.94 (d, J=7.80 Hz, 1 H) 4.14 (s, 1 H) 5.48 (s, 1 H) 5.56 (s, 1 H) 5.63 – 5.74 (m, 1 H) 6.11 – 6.20 (m, 1 H) 6.54 – 6.68 (m, 1 H) 7.61 (br. s., 1 H) 7.67 (br. s., 1 H) 7.98 (br. s., 1 H) 8.09 – 8.25 (m, 2 H)	444.2

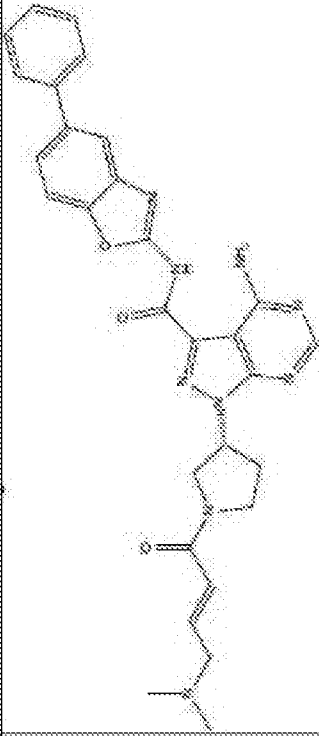
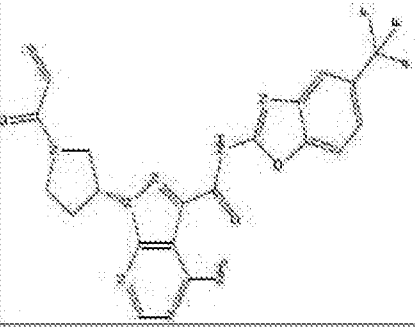
[0337]

[Table 20]

Example No.	Structural Formula	NMR	mass
40		¹ H NMR (400 MHz, DMSO-d ₆) δ ppm 2.39 (d, J=6.83 Hz, 2 H) 2.69 (t, J=6.49 Hz, 2 H) 3.22 (s, 3 H) 3.54 (t, J=6.49 Hz, 2 H) 3.73 - 3.88 (m, 1 H) 3.93 (d, J=6.15 Hz, 1 H) 4.01 (br. s., 1 H) 4.06 - 4.15 (m, 1 H) 5.45 - 5.70 (m, 2 H) 6.10 - 6.17 (m, 1 H) 6.51 - 6.67 (m, 1 H) 7.19 (m, J=8.20 Hz, 1 H) 7.47 (br. s., 1 H) 7.54 (m, J=8.20 Hz, 1 H) 8.20 (br. s., 2 H) 8.27 (br. s., 1 H) 12.13 (br. s., 1 H)	477.2
41		¹ H NMR (400 MHz, DMSO-d ₆) δ ppm 2.32 - 2.43 (m, 1 H) 3.52 - 3.63 (m, 1 H) 3.74 - 4.02 (m, 2 H) 4.06 - 4.16 (m, 1 H) 5.43 - 5.59 (m, 1 H) 5.62 - 5.70 (m, 2 H) 6.10 - 6.17 (m, 2 H) 6.51 - 6.67 (m, 1 H) 7.31 - 7.37 (m, 1 H) 7.41 - 7.54 (m, 3 H) 7.86 (d, J=7.52 Hz, 3 H) 7.79 (br. s., 1 H) 8.00 - 8.16 (m, 2 H) 8.03 (s, 1 H) 8.22 (s, 2 H)	496.1

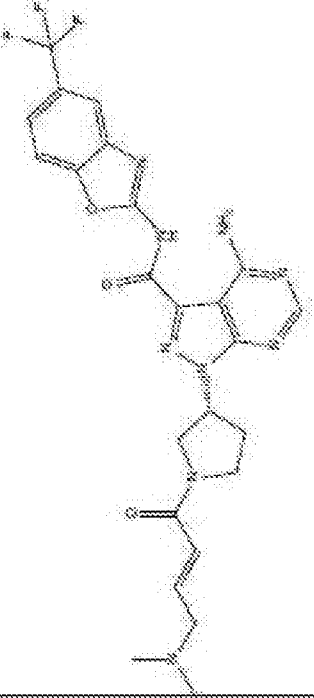
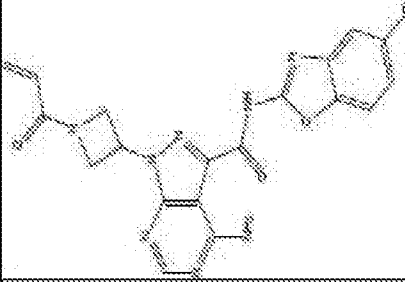
[0338]

[Table 21]

Example No.	Structural Formula	NMR	mass
42		¹ H NMR (400 MHz, DMSO-d ₆) δ: ppm 2.11 (s, 3 H) 2.14 (s, 3 H) 2.34 (br. s., 3 H) 2.42 (d, J=6.83 Hz, 1 H) 3.02 (dd, J=16.40, 6.15 Hz, 3 H) 3.81 – 3.96 (m, 6 H) 3.97 – 4.23 (m, 4 H) 5.45 (dt, J=33.50, 6.80 Hz, 1 H) 6.31 – 6.44 (m, 1 H) 6.57 – 6.64 (m, 1 H) 7.30 (d, J=8.20 Hz, 3 H) 7.40 (d, J=8.20 Hz, 3 H) 7.59 (br. s., 2 H) 7.72 (s, 1 H) 7.87 (br. s., 1 H) 8.03 (s, 1 H) 8.22 (s, 2 H) 10.88 (br. s., 1 H)	532.1
43		¹ H NMR (400 MHz, DMSO-d ₆) δ: ppm 2.41 (br. s., 1 H) 2.61 (br. s., 1 H) 3.62 (br. s., 2 H) 3.81 (br. s., 1 H) 3.87 (br. s., 1 H) 3.96 (br. s., 1 H) 4.08 (d, J=10.25 Hz, 1 H) 4.16 (br. s., 1 H) 5.48 – 5.63 (m, 1 H) 5.63 – 5.74 (m, 1 H) 6.10 – 6.23 (m, 1 H) 6.58 – 6.70 (m, 1 H) 7.68 (d, J=7.52 Hz, 1 H) 7.88 (d, J=7.52 Hz, 1 H) 8.01 (br. s., 1 H) 8.20 (br. s., 1 H) 8.30 (br. s., 2 H)	487.2

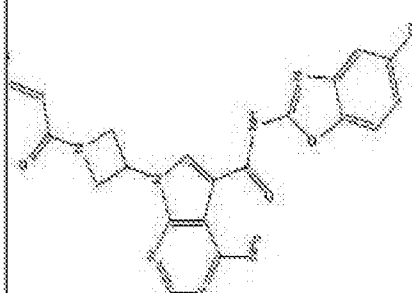
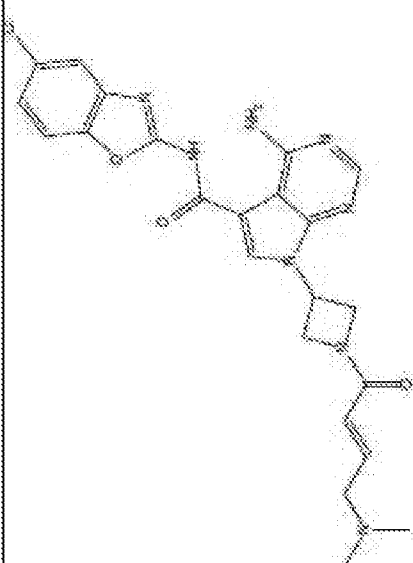
[0339]

[Table 22]

Example No.	Structural Formula	NMR	Mass
44		¹ H NMR (400 MHz, DMSO-d ₆) δ ppm 2.10 (s, 3 H) 2.22 (s, 3 H) 2.28 – 2.39 (m, 1 H) 2.85 (br. s., 1 H) 2.98 – 3.09 (m, 1 H) 3.55 (d, J=11.62 Hz, 1 H) 3.63 – 3.82 (m, 5 H) 3.89 (dd, J=12.90, 6.83 Hz, 3 H) 3.99 – 4.18 (m, 2 H) 5.39 – 5.52 (m, 1 H) 6.36 – 6.48 (m, 1 H) 6.57 – 6.66 (m, 1 H) 7.38 (d, J=8.20 Hz, 1 H) 7.52 (d, J=8.20 Hz, 1 H) 7.74 (s, 1 H) 7.87 (br. s., 1 H) 8.12 (d, J=5.47 Hz, 1 H) 10.68 (br. s., 1 H)	544.3
45		¹ H NMR (400 MHz, DMSO-d ₆) δ ppm 4.23 (d, J=4.78 Hz, 1 H) 4.41 (d, J=8.57 Hz, 1 H) 4.58 (br. s., 1 H) 4.72 (t, J=8.54 Hz, 1 H) 5.10 (d, J=10.25 Hz, 2 H) 6.14 (d, J=17.08 Hz, 1 H) 6.37 (dd, J=17.08, 10.25 Hz, 1 H) 6.96 – 7.02 (m, 1 H) 6.99 (d, J=6.15 Hz, 1 H) 7.31 (d, J=8.88 Hz, 1 H) 7.38 (s, 1 H) 7.85 (br. s., 1 H) 8.03 (s, 1 H) 8.22 (s, 2 H) 10.97 (br. s., 1 H)	466.2

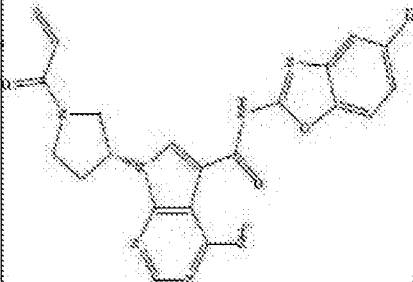
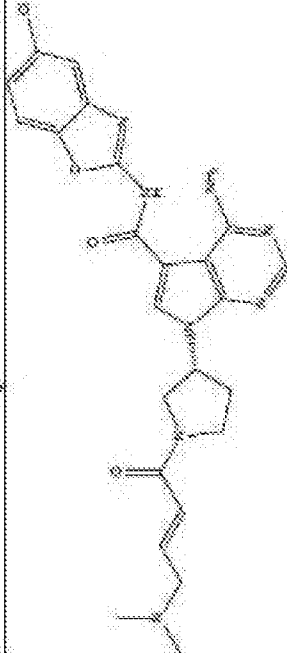
[0340]

[Table 23]

Example No.	Structural Formula	NMR	Mass
46		¹ H NMR (400 MHz, DMSO-d ₆) δ ppm 4.21 – 4.34 (m, 1 H) 4.42 (t, J=9.23 Hz, 1 H) 4.61 (d, J=5.47 Hz, 1 H) 4.65 – 4.74 (m, 1 H) 5.52 (d, J=5.47 Hz, 1 H) 5.89 (dd, J=10.25, 2.05 Hz, 1 H) 6.13 (dd, J=17.08, 2.05 Hz, 1 H) 6.36 (dd, J=17.08, 10.25 Hz, 1 H) 6.99 (d, J=8.30 Hz, 1 H) 7.31 (d, J=8.20 Hz, 1 H) 7.39 (s, 1 H) 7.98 – 8.06 (m, 1 H) 8.18 (br. s., 1 H) 8.22 (s, 2 H)	438.2
47		¹ H NMR (400 MHz, DMSO-d ₆) δ ppm 2.10 – 2.17 (m, 8 H) 3.02 (d, J=5.47 Hz, 2 H) 4.20 – 4.37 (m, 2 H) 4.40 (t, J=9.23 Hz, 2 H) 4.57 (d, J=5.47 Hz, 2 H) 4.69 (t, J=8.54 Hz, 2 H) 5.52 (br. s., 1 H) 6.15 (d, J=15.72 Hz, 1 H) 6.58 – 6.66 (m, 1 H) 7.04 (d, J=9.20 Hz, 1 H) 7.35 (d, J=8.20 Hz, 1 H) 7.43 (s, 1 H) 8.11 (br. s., 1 H) 8.18 (s, 2 H)	495.2

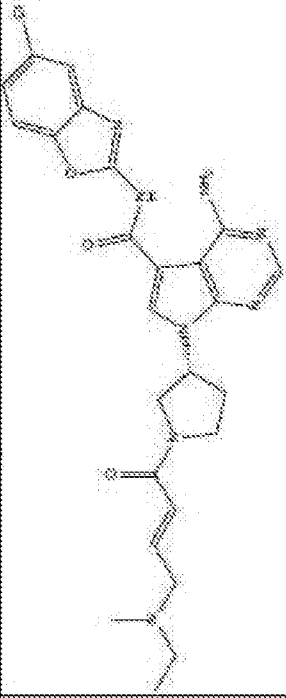
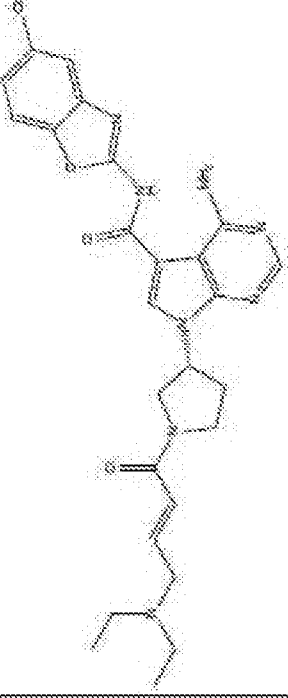
[0341]

[Table 24]

Example No.	Structural Formula	NMR	mass
43		¹ H NMR (400 MHz, DMSO-d ₆) δ ppm 2.25 – 2.43 (m, 2 H) 3.73 – 3.81 (m, 2 H) 3.96 – 3.97 (m, 2 H) 4.08 – 4.15 (m, 1 H) 5.23 (br. s, 1 H) 5.34 (d, J=6.15 Hz, 2 H) 5.63 – 5.73 (m, 3 H) 6.12 – 6.27 (m, 2 H) 6.55 – 6.67 (m, 2 H) 6.95 (d, J=8.20 Hz, 2 H) 7.10 (br. s, 1 H) 7.25 (d, J=8.20 Hz, 2 H) 7.39 (br. s, 2 H) 7.63 (s, 1 H) 7.67 (s, 2 H) 8.02 (s, 1 H) 8.27 (br. s, 4 H) 10.29 (br. s, 1 H)	452.1
43		¹ H NMR (400 MHz, DMSO-d ₆) δ ppm 2.10 (s, 3 H) 2.15 (s, 3 H) 2.95 – 3.09 (m, 4 H) 3.02 (d, J=17.77 Hz, 4 H) 3.13 (s, 1 H) 5.16 – 5.40 (m, 3 H) 6.26 – 6.51 (m, 1 H) 6.56 – 6.74 (m, 1 H) 6.80 – 7.06 (m, 1 H) 7.22 – 7.32 (m, 1 H) 7.36 – 7.48 (m, 1 H) 7.59 – 7.76 (m, 1 H) 7.96 – 8.09 (m, 1 H) 8.25 (s, 2 H)	509.1

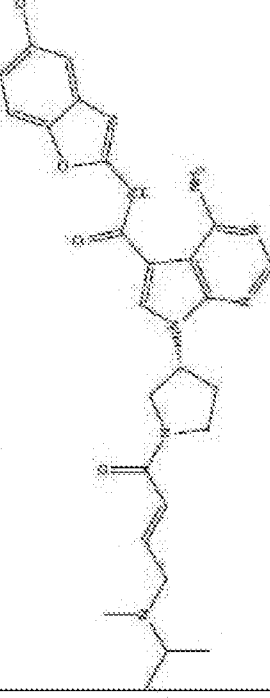
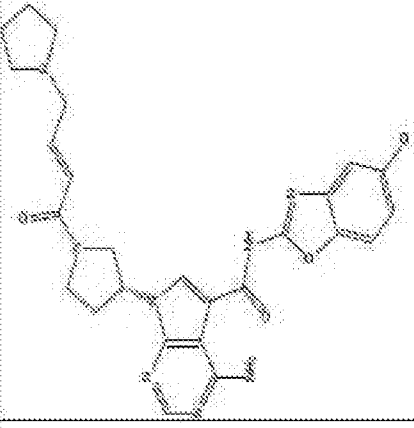
[0342]

[Table 25]

Example No.	Structural Formula	NMR	Mass
90		¹ H NMR (400 MHz, DMSO-d ₆) δ: ppm 0.95 (dt, J=11.28, 7.00 Hz, 3 H) 2.11 (d, J=12.98 Hz, 2 H) 2.27 - 2.45 (m, 2 H) 3.13 (m, 2 H) 3.87 - 3.97 (m, 1 H) 3.98 - 4.24 (m, 1 H) 5.12 - 5.42 (m, 1 H) 6.30 - 6.50 (m, 1 H) 6.58 - 6.73 (m, 1 H) 6.99 - 7.07 (m, 1 H) 7.31 - 7.38 (m, 1 H) 7.40 - 7.46 (m, 1 H) 7.77 - 7.85 (m, 1 H) 8.02 - 8.08 (m, 1 H) 8.19 (s, 2 H)	533.2
91		¹ H NMR (400 MHz, DMSO-d ₆) δ: ppm 0.88 - 0.97 (m, 6 H) 2.38 - 2.52 (m, 4 H) 3.13 - 3.34 (m, 2 H) 3.70 (d, J=6.83 Hz, 1 H) 3.78 - 3.96 (m, 1 H) 3.97 - 4.23 (m, 1 H) 5.14 - 5.41 (m, 1 H) 6.32 - 6.49 (m, 1 H) 6.67 (tt, J=13.84, 7.00 Hz, 1 H) 6.99 (d, J=8.20 Hz, 1 H) 7.30 (dd, J=8.54, 2.39 Hz, 1 H) 7.41 (br. s, 1 H) 7.74 (d, J=13.67 Hz, 1 H) 8.03 (s, 1 H) 8.21 (s, 2 H)	537.2

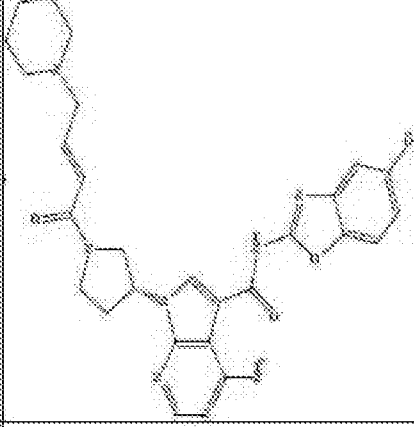
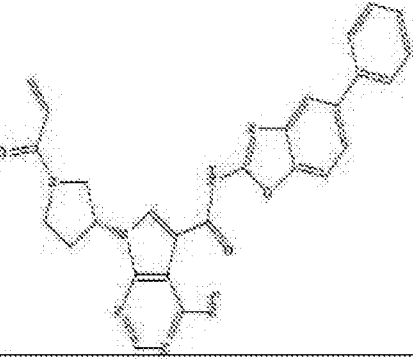
[0343]

[Table 26]

Example No.	Structural Formula	NMR	MS/MS
52		¹ H NMR (400 MHz, DMSO-d ₆) δ ppm 0.92 (dd, J=11.28, 6.49 Hz, 6 H) 2.02 – 2.14 (m, 1 H) 2.09 (d, J=13.67 Hz, 3 H) 2.76 (dd, J=12.96, 6.49 Hz, 1 H) 3.14 (dd, J=17.06, 6.15 Hz, 1 H) 3.71 (br, s, 1 H) 3.78 – 3.96 (m, 1 H) 3.97 – 4.26 (m, 1 H) 5.13 – 5.37 (m, 1 H) 6.30 – 6.47 (m, 1 H) 6.54 – 6.70 (m, 1 H) 6.94 – 7.06 (m, 1 H) 7.27 – 7.36 (m, 1 H) 7.59 – 7.45 (m, 1 H) 7.71 – 7.80 (m, 1 H) 8.04 (s, 1 H) 8.20 (s, 2 H)	537.2
53		¹ H NMR (400 MHz, DMSO-d ₆) δ ppm 1.61 – 1.72 (m, 4 H) 3.09 – 3.34 (m, 2 H) 3.86 (d, J=6.53 Hz, 1 H) 3.95 – 4.22 (m, 1 H) 5.09 – 5.37 (m, 1 H) 6.30 – 6.48 (m, 1 H) 6.58 – 6.76 (m, 1 H) 6.89 – 7.01 (m, 1 H) 7.20 – 7.28 (m, 1 H) 7.38 – 7.44 (m, 1 H) 7.59 – 7.69 (m, 1 H) 7.98 – 8.06 (m, 1 H) 8.03 (s, 1 H) 8.22 (s, 2 H)	553.2

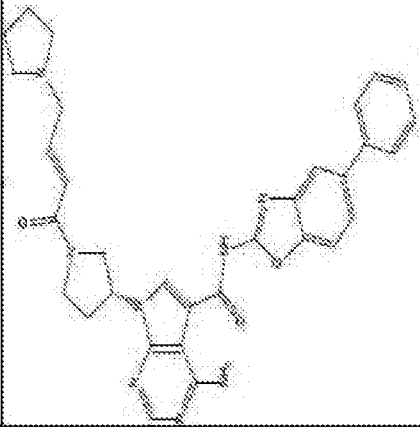
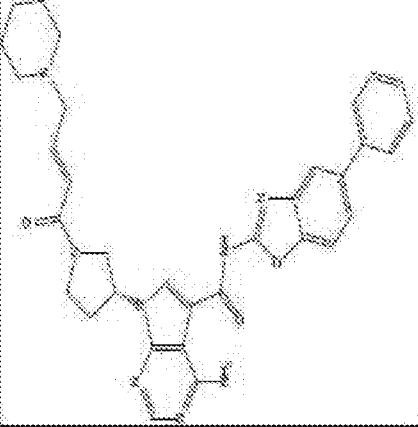
[0344]

[Table 27]

Example No.	Structural Formula	NMR	mp
34		¹ H NMR (400 MHz, DMSO-d ₆) δ: ppm 1.18 – 1.20 (m, 1 H) 1.33 (br. s., 3 H) 1.40 – 1.51 (m, 6 H) 2.24 – 2.36 (m, 1 H) 2.41 – 2.51 (m, 12 H) 3.04 (dd, J=17.77, 6.16 Hz, 3 H) 3.13 (br. s., 2 H) 3.47 (br. s., 16 H) 3.71 (br. s., 11 H) 3.88 (dd, J=12.64, 6.49 Hz, 10 H) 3.96 – 4.22 (m, 6 H) 5.09 – 5.46 (m, 1 H) 6.33 – 6.44 (m, 1 H) 6.52 – 6.78 (m, 1 H) 6.93 – 7.03 (m, 1 H) 7.22 – 7.34 (m, 1 H) 7.36 – 7.48 (m, 1 H) 7.72 (d, J=15.03 Hz, 1 H) 8.03 (s, 1 H) 8.22 (s, 2 H)	540.3
38		¹ H NMR (400 MHz, DMSO-d ₆) δ: ppm 2.36 (br. s., 1 H) 3.78 (br. s., 2 H) 3.91 – 4.09 (m, 4 H) 5.26 (br. s., 1 H) 5.38 (br. s., 1 H) 5.64 – 5.73 (m, 2 H) 8.12 – 8.21 (m, 2 H) 6.62 (d, J=9.57 Hz, 1 H) 7.29 – 7.38 (m, 3 H) 7.43 (d, J=7.52 Hz, 6 H) 7.62 (d, J=6.83 Hz, 4 H) 7.68 (br. s., 3 H) 7.90 (br. s., 2 H) 8.07 (s, 1 H) 8.21 (s, 2 H)	494.3

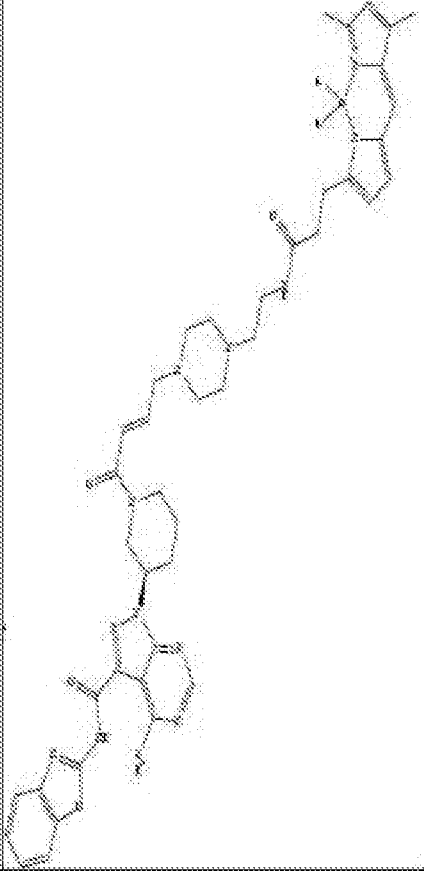
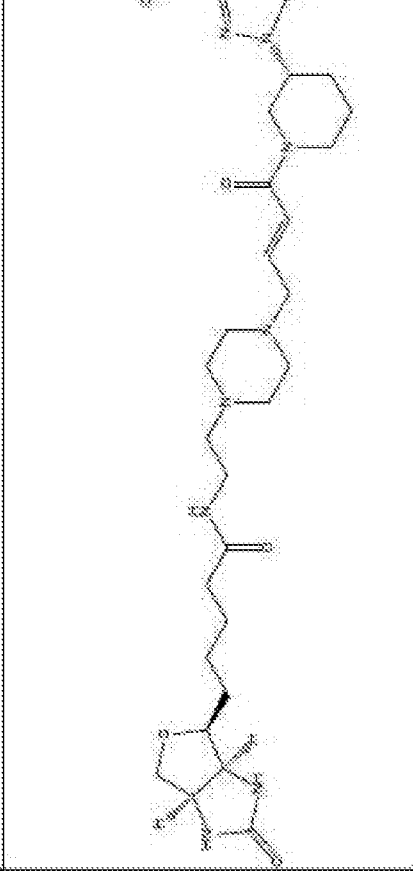
[0345]

[Table 28]

Example No.	Structural Formula	NMR	Mass
80		¹ H NMR (400 MHz, DMSO-d ₆) δ ppm 1.60 – 1.72 (m, 4 H) 2.43 (d, J=6.15 Hz, 4 H) 3.09 – 3.35 (m, 2 H) 4.07 (br. s., 1 H) 5.25 (br. s., 1 H) 5.34 (br. s., 1 H) 6.34–6.73 (m, 1 H) 7.31 (br. s., 1 H) 7.36 (br. s., 1 H) 7.43 (d, J=6.23 Hz, 2 H) 7.81 (br. s., 2 H) 7.70 (br. s., 1 H) 7.91 (br. s., 1 H) 8.07 (s, 1 H) 8.22 (s, 2 H)	577.3
81		¹ H NMR (400 MHz, DMSO-d ₆) δ ppm 1.34 (br. s., 2 H) 1.46 (br. s., 4 H) 2.29 (br. s., 4 H) 3.04 (dd, J=17.43, 5.91 Hz, 2 H) 4.06 (br. s., 1 H) 5.20 – 5.40 (m, 1 H) 6.32 – 6.44 (m, 1 H) 6.59 – 6.68 (m, 1 H) 7.31 (br. s., 1 H) 7.37 (br. s., 1 H) 7.43 (d, J=6.20 Hz, 2 H) 7.62 (d, J=6.15 Hz, 2 H) 7.70 (br. s., 1 H) 7.92 (br. s., 1 H) 8.07 (s, 1 H) 8.22 (s, 2 H)	591.4

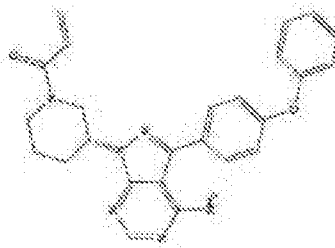
[0348]

[Table 31]

Example No.	Structural Formula	NMR	mass
p-1		¹ H NMR (400 MHz, CHLOROFORM-d) δ ppm 1.19 (m, 1 H), 1.33 (br s, 2 H), 1.46 (m, 1 H), 1.73 (br s, 2 H), 1.86 (br s, 3 H), 2.04 (s, 1 H), 2.27 (br s, 2 H), 2.40 (d, J=9.02 Hz, 1 H), 4.31 (br s, 1 H), 4.94 (t, J=8.81, 4.24 Hz, 1 H), 5.08 (s, 1 H), 5.20 (br s, 1 H), 6.58 (br s, 1 H), 7.24 - 7.30 (m, 2 H), 7.45 (d, J=8.78 Hz, 1 H), 7.68 (d, J=1.95 Hz, 1 H), 8.34 - 8.42 (m, 1 H), 8.49 (br s, 1 H)	
p-2		¹ H NMR (400 MHz, DMSO-d ₆) δ ppm 0.04 (s, 1 H), 1.11 - 1.34 (m, 11 H), 1.39 - 1.61 (m, 9 H), 1.81 - 1.94 (m, 2 H), 1.95 - 2.08 (m, 5 H), 2.10 - 2.21 (m, 3 H), 2.54 - 2.58 (m, 3 H), 2.62 - 2.84 (m, 6 H), 3.47 (br s, 6 H), 4.03 - 4.13 (m, 3 H), 4.22 - 4.30 (m, 2 H), 4.50 - 4.70 (m, 1 H), 6.33 (br s, 1 H), 6.40 (br s, 1 H), 6.46 - 6.70 (m, 2 H), 6.91 - 7.17 (m, 2 H), 7.29 - 7.41 (m, 2 H), 7.61 - 7.74 (m, 1 H), 7.80 - 7.93 (m, 1 H), 8.10 - 8.16 (m, 3 H)	300.3

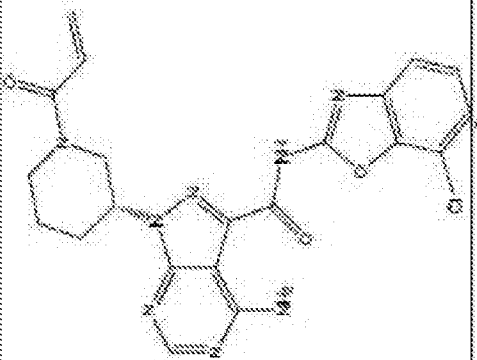
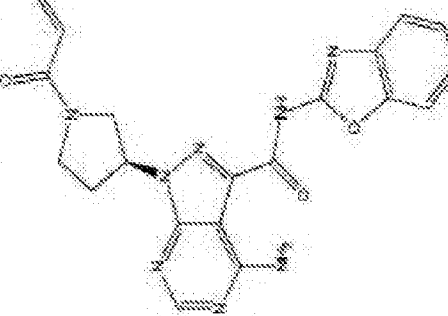
[0349]

[Table 32]

Example No.	Structural Formula	NMR	MS/MS
Comparative Example Compound 1		¹ H NMR (400 MHz, DMSO- <i>d</i> ₆) δ 7.40 – 7.47 (m, 2 H) 7.63 – 7.70 (m, 2 H) 8.26 (s, 1 H) 7.14 (dd, J=11.48, 8.54 Hz, 6 H) 6.64 – 6.95 (m, 1 H) 5.96 – 6.21 (m, 1 H) 5.78 (m, 1 H) 5.51 – 5.78 (m, 1 H) 4.28 (m, 2 H) 4.47 – 4.80 (m, 2 H) 3.59 – 3.76 (m, 1 H) 4.04 – 4.28 (m, 1 H) 3.13 – 3.27 (m, 1 H) 2.04 – 2.36 (m, 2 H) 2.91 – 3.10 (m, 1 H) 1.91 (br. s, 1 H) 1.71 (m, 1 H) 1.21 – 1.28 (m, 1 H) 1.42 – 1.71 (m, 1 H) 1.91 (br. s, 1 H)	441.5

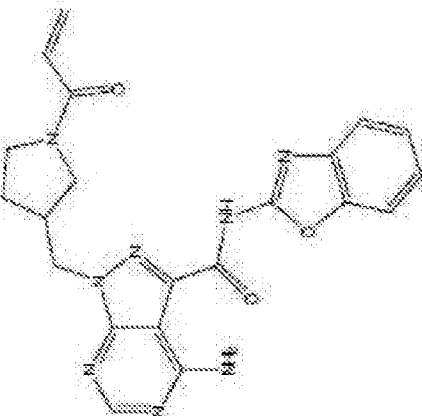
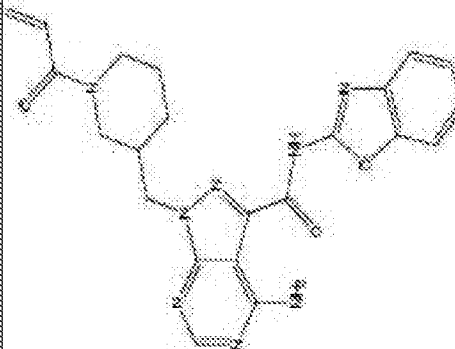
[0350]

[Table 33]

Example No.	Structural Formula	NMR	mass
64		¹ H NMR (400 MHz, DMSO-d ₆) δ ppm 1.87 (br s, 2H), 2.04 (br s, 2H), 2.18-2.33 (m, 2H), 3.68-4.35 (m, 4H), 4.61 (br s, 2H), 5.63-6.73 (m, 1H), 5.71-5.72 (m, 1H), 6.04-6.15 (m, 2H), 6.89-6.93 (m, 1H), 7.00-7.12 (m, 1H), 7.02-7.08 (m, 3H), 8.23 (br s, 3H), 10.78 (br s, 2H)	467.1
65		¹ H NMR (400 MHz, DMSO-d ₆) δ ppm 3.88-4.01 (m, 3H), 4.01-4.21 (m, 1H), 5.37-5.57 (m, 1H), 5.61-5.74 (m, 1H), 6.05-6.22 (m, 1H), 6.48-6.72 (m, 1H), 7.03-7.25 (m, 2H), 7.31-7.53 (m, 2H), 7.87-8.01 (m, 1H), 8.07-8.22 (m, 1H)	410.2

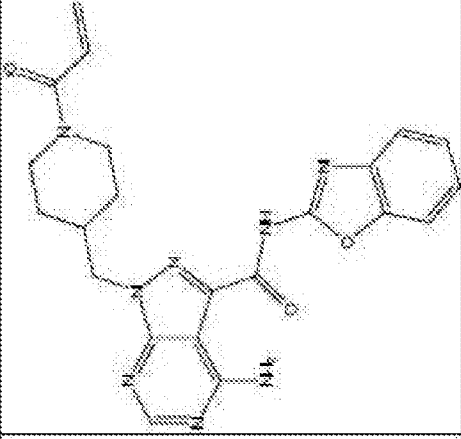
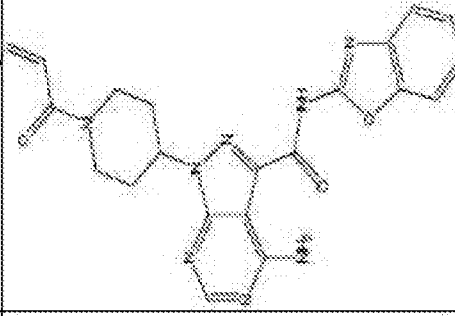
[0351]

[Table 34]

Example No.	Structural Formula	NMR	mass
66		¹ H NMR (400 MHz, DMSO-d ₆) δ: ppm 3.35–1.77 (m, 2H), 1.77–2.05 (m, 2H), 2.79–2.98 (m, 2H), 2.80–3.72 (m, 1H), 4.25–4.48 (m, 2H), 5.54–5.67 (m, 1H), 6.00–6.15 (m, 1H), 5.38–6.63 (m, 1H), 7.08–7.23 (m, 2H), 7.38–7.53 (m, 2H), 7.98–8.01 (m, 1H), 8.08–8.22 (m, 1H)	433.2
67		¹ H NMR (400 MHz, DMSO-d ₆) δ: ppm 1.12–1.36 (m, 2H), 1.50–1.77 (m, 2H), 1.89–2.21 (m, 1H), 3.79–3.89 (m, 2H), 3.94–4.17 (m, 2H), 4.19–4.35 (m, 2H), 5.50–5.68 (m, 1H), 5.92–6.08 (m, 1H), 6.58–6.81 (m, 1H), 6.98–7.22 (m, 2H), 7.29–7.50 (m, 2H), 7.76–7.91 (m, 1H), 8.09–8.20 (m, 2H)	447.2

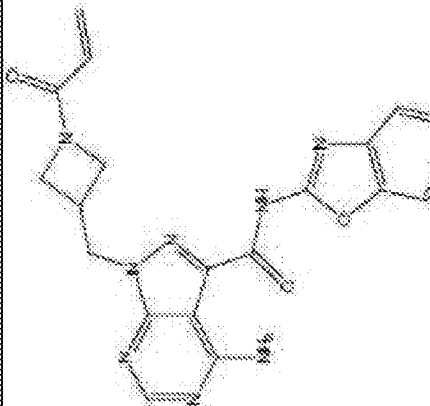
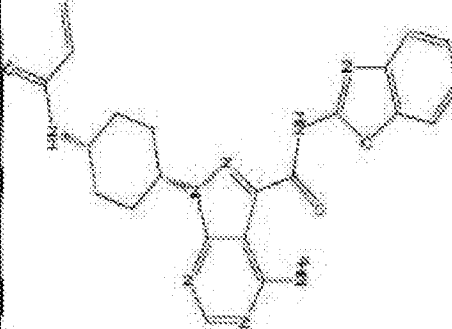
[0352]

[Table 35]

Example No.	Structural Formula	¹ H NMR	mp/°C
68		¹ H NMR (400 MHz, DMSO-d ₆) δ: ppm 1.00-1.26 (m, 2H), 1.42-1.60 (m, 2H), 2.13-2.32 (m, 1H), 2.51-2.68 (m, 1H), 2.80-3.03 (m, 1H), 3.81-4.09 (m, 1H), 4.18-4.27 (m, 2H), 4.28-4.42 (m, 1H), 5.55-5.67 (m, 1H), 5.97-6.09 (m, 1H), 6.66-6.86 (m, 1H), 7.00-7.17 (m, 2H), 7.31-7.45 (m, 2H), 7.74-7.88 (m, 1H), 8.00-8.22 (m, 2H)	447.2
69		¹ H NMR (400 MHz, DMSO-d ₆) δ: ppm 1.88-2.03 (m, 4H), 2.78-2.84 (m, 1H), 4.13-4.28 (m, 1H), 4.45-4.58 (m, 1H), 4.88-5.05 (m, 1H), 5.62-5.73 (m, 1H), 6.07-6.17 (m, 1H), 6.75-6.95 (m, 1H), 6.97-7.15 (m, 2H), 7.28-7.46 (m, 2H), 7.74-7.83 (m, 1H), 8.08-8.16 (m, 1H), 8.18-8.25 (m, 1H)	433.2

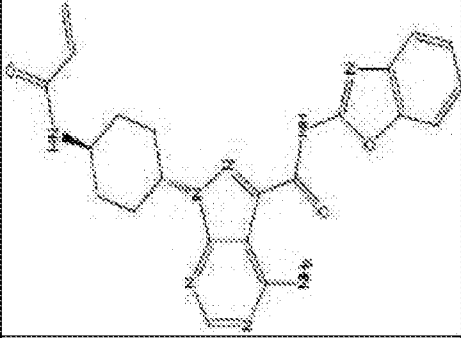
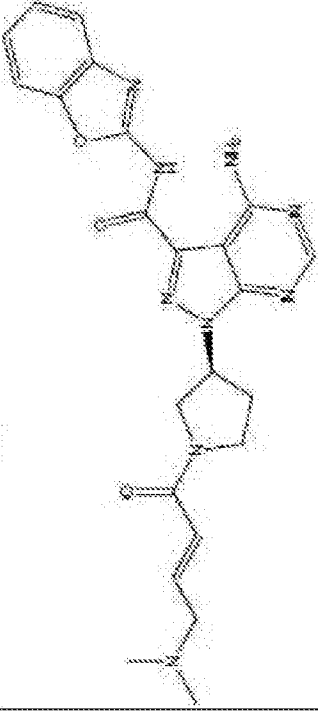
[0353]

[Table 36]

Example No.	Structural Formula	¹ HMR	mass
70		¹ H NMR (400 MHz, DMSO-d ₆) δ ppm: 3.04–3.08 (m, 1H); 3.76–3.87 (m, 1H); 3.91–4.00 (m, 1H); 4.04–4.14 (m, 1H); 4.30–4.31 (m, 1H); 4.52–4.61 (m, 2H); 5.96–6.08 (m, 1H); 5.99–6.11 (m, 1H); 6.17–6.33 (m, 1H); 7.06–7.23 (m, 2H); 7.36–7.52 (m, 2H); 7.87–7.98 (m, 1H); 8.07–8.31 (m, 2H)	419.3
71		¹ H NMR (400 MHz, DMSO-d ₆) δ ppm: 1.02–1.81 (m, 4H); 1.81–1.86 (m, 2H); 2.14–2.33 (m, 2H); 3.88–3.99 (m, 1H); 4.62–4.74 (m, 1H); 5.90–6.02 (m, 1H); 6.01–6.14 (m, 1H); 6.23–6.48 (m, 1H); 6.95–7.18 (m, 2H); 7.27–7.46 (m, 2H); 7.87–7.83 (m, 1H); 8.05–8.11 (m, 1H); 8.11–8.23 (m, 3H); 10.67–10.90 (m, 1H)	447.2

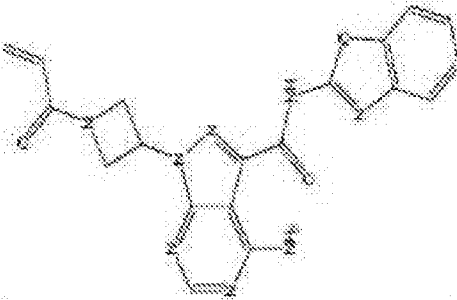
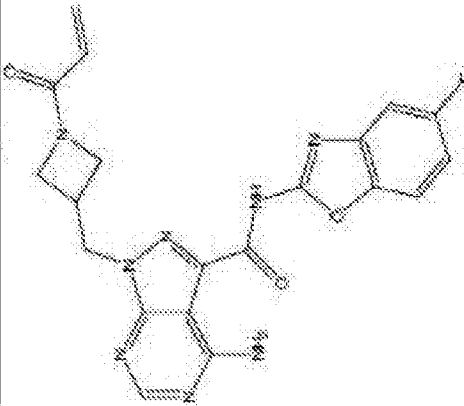
[0354]

[Table 37]

Example No.	Structural Formula	¹ H NMR	mass
72		¹ H NMR (400 MHz, DMSO-d ₆) δ ppm 1.33–1.52 (m, 2H), 1.90–2.04 (m, 4H), 2.04–2.18 (m, 2H), 3.63–3.80 (m, 1H), 4.62–4.80 (m, 1H), 5.50–5.60 (m, 1H), 6.01–6.14 (m, 1H), 6.14–6.27 (m, 1H), 7.14–7.35 (m, 2H), 7.49–7.60 (m, 2H), 7.97–8.18 (m, 2H), 8.18–8.27 (m, 1H)	447.2
73		¹ H NMR (400 MHz, DMSO-d ₆) δ ppm 2.58–2.70 (m, 2H), 3.57–3.78 (m, 2H), 3.78–3.91 (m, 2H), 3.91–4.05 (m, 1H), 4.09–4.22 (m, 1H), 5.44–5.62 (m, 1H), 6.54–6.70 (m, 2H), 7.21–7.45 (m, 2H), 7.47–7.60 (m, 2H), 8.10 (s, 1H), 8.14– 8.25 (m, 1H), 8.25–8.30 (m, 1H)	476.3

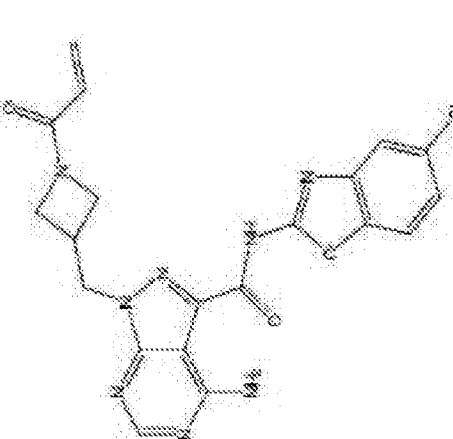
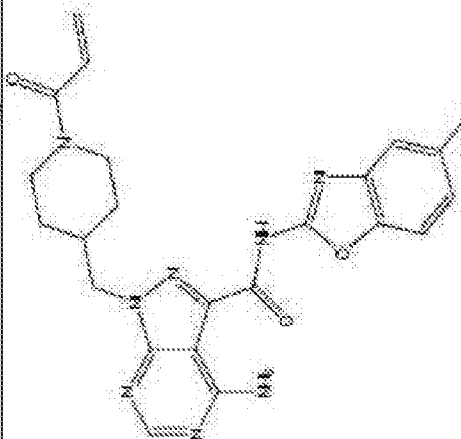
[0355]

[Table 38]

Example No.	Structural Formula	¹ H NMR	mass
74		No data	405.2
75		¹ H NMR (400 MHz, DMSO-d ₆) δ ppm 3.10–3.18 (m, 1H), 3.90–3.92 (m, 1H), 3.93–4.03 (m, 1H), 4.09–4.17 (m, 1H), 4.22–4.34 (m, 1H), 4.55–4.66 (m, 2H), 5.51–5.66 (m, 1H), 5.90–6.11 (m, 1H), 6.17–6.33 (m, 1H), 7.03–7.16 (m, 1H), 7.38–7.52 (m, 1H), 7.58–7.52 (m, 1H), 7.55–7.68 (m, 1H), 8.05–8.21 (m, 1H), 8.22–8.31 (m, 1H)	437.2

[0356]

[Table 39]

Example No.	Structural Formula	NMR	mass
76		¹ H NMR (400 MHz, DMSO-d ₆) δ: ppm 3.11~3.19 (m, 1H), 3.31~4.03 (m, 2H), 4.06~4.18 (m, 1H), 4.22~4.33 (m, 1H), 4.57~4.64 (m, 2H), 5.58~5.69 (m, 1H), 5.89~6.11 (m, 1H), 6.16~6.32 (m, 1H), 7.23~7.34 (m, 1H), 7.50~7.71 (m, 2H), 8.06~8.18 (m, 1H), 8.29~8.31 (m, 1H)	453.2
77		¹ H NMR (400 MHz, DMSO-d ₆) δ: ppm 1.04~1.32 (m, 2H), 1.45~1.62 (m, 2H), 2.19~2.28 (m, 1H), 2.30~2.84 (m, 1H), 2.80~3.03 (m, 1H), 3.32~4.07 (m, 1H), 4.23~4.43 (m, 2H), 5.58~5.67 (m, 1H), 5.86~6.10 (m, 1H), 6.67~6.84 (m, 1H), 7.06~7.16 (m, 1H), 7.37~7.39 (m, 1H), 7.80~7.79 (m, 1H), 8.03~8.19 (m, 1H), 8.19~8.23 (m, 1H)	465.3

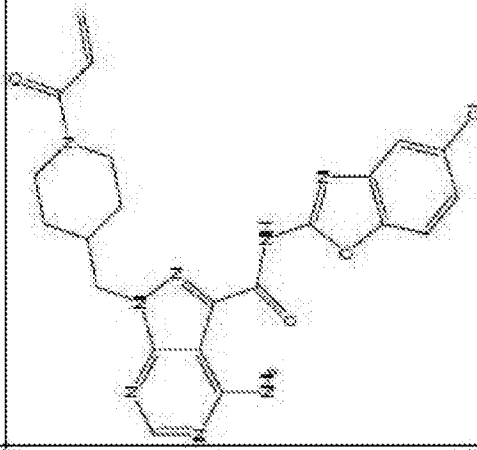
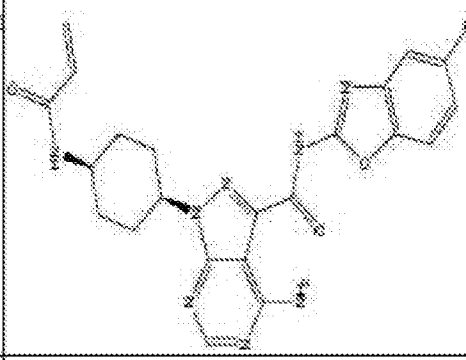
[0357]

[Table 40]

Example No.	Structural Formula	NMR	mass
78		¹ H NMR (400 MHz, DMSO-d ₆) δ ppm 1.88–1.93 (m, 8H), 2.20–2.37 (m, 2H), 3.85–3.99 (m, 1H), 4.67–4.79 (m, 1H), 5.51–5.62 (m, 1H), 6.00–6.15 (m, 1H), 6.32–6.48 (m, 1H), 7.18–7.38 (m, 1H), 7.51–7.68 (m, 1H), 7.95–8.29 (m, 3H)	481.2
79		¹ H NMR (400 MHz, DMSO-d ₆) δ ppm 4.35–4.69 (m, 2H), 4.83–4.91 (m, 2H), 5.82–6.01 (m, 2H), 6.09–6.20 (m, 1H), 6.38–6.44 (m, 1H), 6.93–7.15 (m, 1H), 7.39–7.50 (m, 1H), 7.54–7.88 (m, 1H), 8.07–8.28 (m, 2H)	423.2

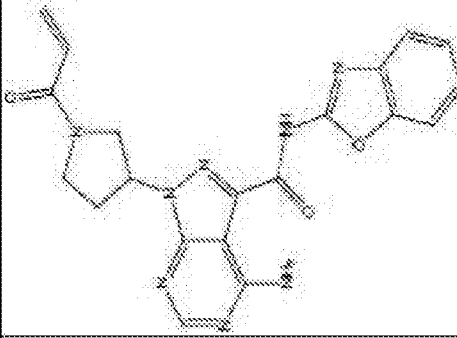
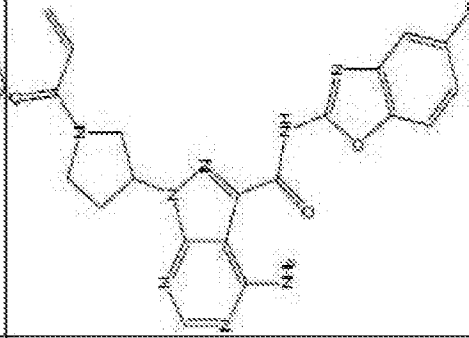
[0358]

[Table 41]

Example No.	Structural Formula	NMR	mass
80		¹ H NMR (400 MHz, DMSO-d ₆) δ ppm 1.00-1.37 (m, 2H), 1.41-1.84 (m, 2H), 2.10-2.22 (m, 1H), 2.50-2.65 (m, 1H), 2.80-3.02 (m, 1H), 3.93-4.06 (m, 1H), 4.23-4.39 (m, 3H), 5.34-5.67 (m, 1H), 5.95-6.10 (m, 1H), 6.82-6.99 (m, 1H), 7.21-7.32 (m, 1H), 7.59-7.70 (m, 2H), 8.01-8.15 (m, 1H), 8.15-8.23 (m, 1H)	481.2
81		¹ H NMR (400 MHz, DMSO-d ₆) δ ppm 1.03-1.96 (m, 3H), 2.19-2.38 (m, 2H), 3.87-3.97 (m, 1H), 4.68-4.78 (m, 1H), 5.51-5.59 (m, 1H), 6.01-6.13 (m, 1H), 6.32-6.45 (m, 1H), 6.93-7.09 (m, 1H), 7.30-7.43 (m, 1H), 7.48-7.63 (m, 1H), 7.90-8.07 (m, 1H), 8.08-8.14 (m, 1H), 8.14-8.22 (m, 1H)	485.2

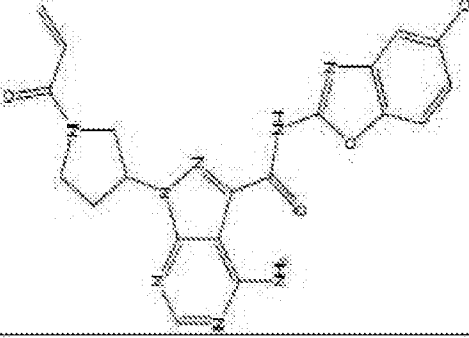
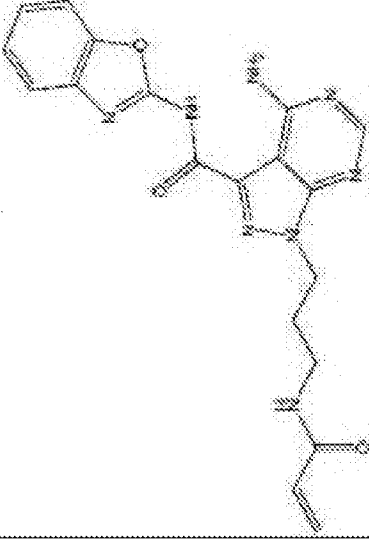
[0359]

[Table 42]

Example No.	Structural Formula	¹ H NMR	mass
82		¹ H NMR (400 MHz, DMSO-d ₆) δ ppm 2.30–2.41 (m, 1H), 2.50–2.58 (m, 1H), 3.53–3.69 (m, 1H), 3.69–4.17 (m, 4H), 5.40–5.58 (m, 1H), 5.58–5.72 (m, 1H), 6.08–6.21 (m, 1H), 6.47–6.89 (m, 1H), 7.14–7.31 (m, 2H), 7.45–7.62 (m, 2H), 7.93–8.12 (m, 1H), 8.17–8.23 (m, 1H)	419.2
83		¹ H NMR (400 MHz, DMSO-d ₆) δ ppm 2.25–2.39 (m, 1H), 2.52–2.62 (m, 1H), 3.51–3.68 (m, 1H), 3.69–4.19 (m, 8H), 5.40–5.58 (m, 1H), 5.58–5.73 (m, 1H), 6.07–6.20 (m, 1H), 6.49–6.72 (m, 1H), 6.98–7.14 (m, 1H), 7.29–7.45 (m, 1H), 7.45–7.64 (m, 1H), 7.90–8.13 (m, 1H), 8.17–8.29 (m, 1H)	437.2

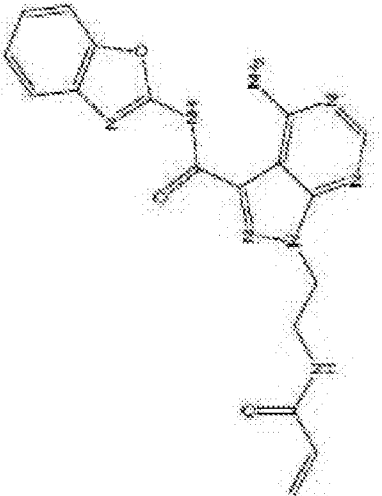
[0360]

[Table 43]

Example No.	Structural Formula	NMR	mass
84		¹ H NMR (400 MHz, DMSO-d ₆) δ: ppm 2.28-2.41 (m, 1H), 2.50-2.58 (m, 1H), 3.52-3.89 (m, 1H), 3.88-4.20 (m, 4H), 5.38-5.98 (m, 1H), 5.58-5.74 (m, 1H), 6.07-6.17 (m, 1H), 6.47-6.71 (m, 1H), 7.06-7.21 (m, 1H), 7.44-7.83 (m, 2H), 7.95-8.07 (m, 1H), 8.07-8.14 (m, 1H), 8.14-8.23 (m, 1H)	453.2
85		¹ H NMR (400 MHz, DMSO-d ₆) δ: ppm 1.87-2.11 (m, 2H), 3.06-3.18 (m, 2H), 4.04-4.14 (m, 1H), 4.34-4.43 (m, 2H), 5.90-5.99 (m, 1H), 6.00-6.10 (m, 1H), 6.13-6.24 (m, 1H), 7.12-7.34 (m, 2H), 7.50-7.63 (m, 2H), 7.99-8.26 (m, 3H)	407.2

[0361]

[Table 44]

Example No.	Structural Formula	NMR	mass
35		¹ H NMR (400 MHz, DMSO-d ₆) δ ppm 3.35–3.65 (m, 2H), 4.29–4.43 (m, 2H), 5.46–5.58 (m, 1H), 5.93–6.16 (m, 2H), 7.00–7.15 (m, 2H), 7.23–7.48 (m, 2H), 7.72–7.87 (m, 1H), 8.03–8.20 (m, 3H)	353.2

[0362]

Test Example 1 Measurement of BTK inhibitory activity (in vitro)

With regard to the setting of the conditions for a method for measuring the inhibitory activity of a compound against BTK kinase activity in vitro, it is described in the consumable reagent supplies price list for LabChip (registered trademark) series of PerkinElmer, Inc. that FL-PEPTIDE 2 corresponds to a substrate peptide for the measurement of BTK kinase activity. Therefore, FL-PEPTIDE 2 was used as a substrate. The purified recombinant human BTK protein used in the test was purchased from Carna Biosciences, Inc.

With regard to the measurement of the inhibitory activity of the compounds, firstly, the compounds of the present invention were diluted stepwise with dimethyl sulfoxide (DMSO). Subsequently, BTK protein, a substrate peptide (final concentration was 1 μ M), magnesium chloride (final concentration was 10 mM), ATP (final concentration was 45 μ M), and a DMSO solution of the compounds of the present invention (final concentration of DMSO was 5%) were added to a buffer solution for kinase reaction (20 mM HEPES (pH 7.5), 2 mM dithiotheitol, 0.01% Triton X-100), and after the solution was incubated for 40 minutes at 25°C, a kinase reaction was carried out. The reaction was

terminated by adding EDTA thereto in order to obtain a final concentration of 30 mM. Finally, a substrate peptide that was not phosphorylated (S) and a phosphorylated peptide (P) were separated and detected by microchannel capillary electrophoresis using a LabChip EZ Reader II (PerkinElmer, Inc.). The amounts of phosphorylation reaction were determined from the respective peak heights of S and P, and the compound concentration at which the phosphorylation reaction could be suppressed in 50% was defined as the IC50 value (nM). The results are indicated in the following tables.

[0363]

[Table 45]

Example No.	BTK inhibitory activity IC50 value (nM)
1	0.415
2	0.464
3	0.443
4	0.888
5	1.253
6	0.738
7	0.457
8	1.266
9	1.37
10	2.384
11	2.143
12	0.433
13	0.813
14	14.141
15	0.786
16	0.733
17	0.811
18	0.788
19	0.69
20	0.801
21	0.777
22	14.209
23	1.583
24	0.591
25	1.166
26	2.788
27	1.433
28	0.559
29	0.485
30	0.566
31	1.671
32	0.634
33	0.887
34	0.79
35	0.792
36	0.867
37	0.786
38	0.888
39	1.12
40	2.087

[0364]

[Table 46]

Example No.	BTK inhibitory activity IC50 value (nM)
41	0.442
42	0.771
43	0.546
44	0.877
45	1.249
46	3.272
47	7.345
48	0.836
49	1.529
50	1.407
51	1.48
52	1.195
53	1.675
54	1.436
55	0.799
56	1.337
57	1.507
58	1.844
59	1.507
60	1.88
61	2.341
P-1	31.36
P-2	43.882
64	8.09
65	79.03
66	16.98
67	14.04
68	13.16
69	161.78
70	3.17
71	5.89
72	28.11
73	258.63
74	21.4

[0365]

From these test results, it was found that the compounds of the present invention have an inhibitory activity against BTK in vitro.

[0366]

Test Example 2 BTK inhibition selectivity compared with EGFR kinase inhibitory activity (in vitro)

1) Measurement of BTK inhibitory activity

The BTK inhibitory activity was measured in the same manner as in Test Example 1.

2) Measurement of EGFR inhibitory activity

With regard to the setting of the conditions for a method for measuring the inhibitory activity of a compound against EGFR kinase activity in vitro, it is described in the consumable reagent supplies price list for LabChip (registered trademark) series of PerkinElmer, Inc. that FL-PEPTIDE 22 corresponds to a substrate peptide for the measurement of EGFR kinase activity. Therefore, a biotinated peptide (biotin- EEPLYWSFPAKKK) was produced by referring to the amino acid sequence of the peptide. The purified recombinant human EGFR protein used in the test was purchased from Carna Biosciences, Inc.

With regard to the measurement of the inhibitory activity of the compounds, firstly, the compounds of the present invention were diluted stepwise with dimethyl sulfoxide (DMSO). Subsequently, EGFR protein, a substrate

peptide (final concentration was 250 nM), magnesium chloride (final concentration was 10 mM), manganese chloride (final concentration was 10 mM), ATP (final concentration was 1.5 μ M), and a DMSO solution of the compound of the present invention (final concentration of DMSO was 2.5%) were added to a buffer solution for kinase reaction (20 mM HEPES (pH 7.5), 2 mM dithiothreitol, 0.01% Triton X-100), and after the solution was incubated for 120 minutes at 25°C, a kinase reaction was carried out. The reaction was terminated by adding EDTA thereto in order to obtain a final concentration of 24 mM. Subsequently, a detection liquid containing Eu-labeled anti-phosphorylated tyrosine antibody PT66 (PerkinElmer, Inc.) and SURELIGHT APC-SA (PerkinElmer, Inc.) was added thereto, and the system was left to stand for 2 hours or longer at room temperature. Finally, the amount of fluorescence upon irradiation of excitation light having a wavelength of 337 nm was measured at two wavelengths of 620 nm and 665 nm, using a PHERAstar FS (BMG Labtech GmbH). The amount of phosphorylation reaction was determined from the ratio of the amounts of fluorescence at the two wavelengths, and the compound concentration at which the phosphorylation reaction could be suppressed in 50% was defined as the IC50 value (nM).

3) BTK inhibition selectivity

The "EGFR inhibitory activity IC50 value (nM)/BTK inhibitory activity IC50 value (nM)" was calculated based on the results obtained in the above sections 1) and 2), and thereby the BTK inhibition selectivity of the test compound was identified.

[0367]

[Table 47]

Example No.	EGFR inhibitory activity IC50 value (nM) ✓ BTK inhibitory activity IC50 value (nM)
4	929.2
5	241.0
6	33.3
8	22.9
9	28.4
11	1294.6
12	84.2
13	28.8
14	128.1
15	145.0
16	158.1
17	157.2
18	121.3
19	144.8
20	138.2
21	147.4
22	260.1
25	173.7
28	642.8
30	21.3
32	43.1
33	43.4
34	79.3
35	35.1
36	59.8
37	70.5
39	37.5
40	10.0
42	19.4
44	17.1
47	20.4
49	24.8
50	22.1
51	31.1
52	20.6
53	25.5
54	37.1
56	17.6
57	19.3
59	23.5
59	16.3
60	32.4
61	67.5
67	18.0
68	11.4

[0368]

[Table 48]

Example No.	EGFR inhibitory activity IC50 value (nM) /BTK inhibitory activity IC50 value (nM)
70	12.2
71	42.0
72	12.4
73	11.2
75	58.2
76	11.4
77	203.7
78	100.7
79	20.6
80	75.4
81	204.9
82	10.9
83	39.6
85	11.0
Comparative Example Compound 1	1.3

[0369]

From these test results, it was made clear that the selectivity of the compound of the present invention to BTK inhibition over EGFR kinase in vitro was about 7.5 times or more compared with that of the Reference compound 1, and the compounds of the present invention have an excellent BTK inhibition selectivity. From these results, it was revealed that the compounds of the present invention could have reduced side effects compared with existing BTK inhibitors.

[0370]

Test Example 3 Test for measuring proliferation

inhibitory activity against cell lines expressing BTK and EGFR(in vitro), and comparison of its selectivity

TMD8 cells, which are of a diffuse large B-cell lymphoma cell line expressing BTK, were suspended in RPMI1640 medium (manufactured by Life Technologies Corp.) containing 10% fetal bovine serum. A431 cells, which are of an EGFR-overexpressing, highly activated human epidermoid carcinoma cell line, were suspended in DMEM, high glucose medium (manufactured by Life Technologies Corp.) containing 10% fetal bovine serum. The cell suspensions were inoculated into each well of 384-well flat-bottomed microplates, and the cells were cultured for 1 day at 37°C in an incubator containing 5% carbon dioxide gas. The compounds of the present invention and Reference compound 1 were respectively dissolved in DMSO, and the solutions were diluted to a concentration of 500 times the final concentration of the test compound using DMSO. A DMSO solution of the test compounds was diluted with the medium used in the suspension of the each cells, and this was added to each of the wells of the cell culture plates such that the final concentration of DMSO would be 0.2%. The cells were further cultured for 3 days at 37°C in an incubator containing 5% carbon dioxide gas. Counting of the number of cells before the addition of the compounds and after the culture for 3 days in the presence of the

compounds, was carried out using a CELLTITER GLO (manufactured by Promega Corp.) based on the protocol recommended by Promega Corp. The proliferation inhibition ratio was calculated by the following formula, and the concentration of the test compound inhibiting 50% (GI50 (nM)) was determined.

$$\text{Proliferation inhibition ratio (\%)} = (C - T) / (C - C0) \times 100$$

T: Luminescence intensity of a well in which the test compound was added

C: Luminescence intensity of a well in which the test compound was not added

C0: Luminescence intensity of a well measured before the addition of the test compound

When a comparison is made between the cell proliferation inhibitory activity against A431 cells that depends on the EGFR proliferation signaling and the cell proliferation inhibitory activity against TMD8 cells that depends on the BTK proliferation signaling, the influence of the respective kinases at a cellular level is able to be evaluated. That is, when the "A431 cell proliferation inhibition ratio/TMD8 cell proliferation inhibition ratio" is calculated, it is contemplated that as the value of the ratio is larger, the selectivity to BTK over EGFR in the cells is higher. The values of "A431 cell proliferation

inhibition ratio/TMD8 cell proliferation inhibition ratio"
are indicated in Table 49 and Table 50.

[0371]

[Table 49]

Example No.	A431 cell proliferation inhibition ratio / TMD8 cell proliferation inhibition ratio
1	1062.9
2	>1033.6
6	2786.0
7	5440.9
8	25303.8
9	8196.7
10	5060.5
12	3077.4
13	4872.2
14	>1400.6
15	16442.0
16	>16313.2
17	>12345.7
18	>15625.0
19	>17825.3
20	>19120.5
21	4909.1
22	>12468.8
23	>10660
24	3266.5
25	2793.0
27	4155.9
28	2040.3
29	1243.4
30	5164.3
32	>11123.5
33	>18281.5
34	>22471.9
35	>18691.6
38	2868.1
39	>3510.0

[0372]

[Table 50]

Example No.	A431 cell proliferation inhibition ratio / TMD8 cell proliferation inhibition ratio
40	>3159.6
41	1867.7
42	3934.1
44	10905.1
46	7662.2
48	2496.4
49	>3260.5
50	>2767.6
51	>2044.6
52	>3617.9
53	>1535.4
54	>2675.9
66	>1205.7
67	>2168.7
68	>4785.8
70	>8369.4
71	>7657.0
72	>2802.7
75	>1643.7
76	>2345.8
77	>6793.5
78	>23596.7
80	14348.9
81	8346.7
82	8143.0
83	>18797.0
84	>7132.7
Comparative Example Compound 1	117.9

[0373]

From these test results, it was made clear that the BTK inhibition selectivity of the compounds of the present invention over EGFR kinase in the cell proliferation inhibition ratio (in vitro) is about 8.5 times or more compared with the Reference compound 1, and the compounds of the present invention also have an excellent BTK inhibition selectivity not only in kinase levels but also in celler levels. From these results, it is revealed that the compounds of the present invention can have reduced side effects compared with existing BTK inhibitors.

[0374]

Test Example 4 Antitumor effect and evaluation of body weight change ratio

Human B cell lymphoma-derived cell line TMD8 was subcutaneously transplanted into SCID mice. At the time point when the volume of engrafted tumors reached 100 to 200 mm³, the mice were divided into groups, with 5 animals in each group, by a random classification method (Day 1) such that the tumor volumes in the various groups would be uniform, and oral administration was initiated. Group 1: Reference compound 1 (100 mg/kg) was orally administered once a day, Group 2: a compound of the present invention (Example compound 13) (50 mg/kg) was orally administered once a day, Group 3: a compound of the present invention (Example Compound 12) (50 mg/kg) was orally administered

once a day, and Group 4: a compound of the present invention (Example Compound 6) (50 mg/kg) was orally administered once a day. In order to compare the antitumor effect caused by the drug administration, the relative tumor volume (RTV), which was the proliferation ratio of tumor when the tumor volume at the time of grouping was set as one, was determined by the following formula.

[0375]

$$\text{RTV} = (\text{Tumor volume on the day of tumor volume measurement}) / (\text{tumor volume at the time of grouping})$$

[0376]

The average RTV values on 17 days after the administration in the control group and the compound-administered groups (Groups 1 to 4) are described in Table 51.

[0377]

The body weight change (BWC) was used as an index indicating the systemic toxicity caused by drug administration. The BWC was calculated by the following formula, and the average BWC values are indicated in Table 38.

[0378]

(Mathematical Formula 1)

$$\text{BWC (\%)} = ([\text{mice body weight on the day of weight measurement}] - [\text{mice body weight at the time of}])$$

grouping)]/(mice body weight at the time of grouping)) ×

100

[0379]

[Table 51]

Administered compound	Dose (mg / kg)	Day 17	
		RTV	BWC
Control	-	9.36	8.5
Group 1	100	3.21	2.0
Group 2	50	4.24	3.8
Group 3	50	0.13	6.0
Group 4	50	1.99	-0.6

[0380]

As a result, the compounds of the present invention in a 50 mg/kg-administered group exhibited an antitumor effect equal to or higher than that of the group in which the Reference compound 1 was administered at a dose of 100 mg/kg. In addition, toxicity such as a decrease in body weight was not recognized in the groups administered these compounds.

Therefore, it is clear that the compounds of the present invention are compounds, which exhibit an excellent antitumor effect at lower doses compared with the Reference compound 1 and are highly safe.

[0381]

Test Example 5 Influence on body weight of SD rat by repeated administration with the compounds of the present invention (in vivo)

The influence on the increase in the body weight of

SD rats by repeated administration with Reference compound 1 and the compounds of the present invention for two weeks, was compared with that of a vehicle-administered group. The rats were grouped as follows, with four animals in each group, by a random classification method such that the average body weights of the each groups would be almost uniform (Day 1).

Group 1: Reference compound 1 (280 mg/kg) was orally administered once a day, Group 2: a compound of the present invention (Example Compound 12) (750 mg/kg) was orally administered once a day, and Group 3: a compound of the present invention (Example Compound 13) (750 mg/kg) was orally administered once a day.

The body weight change (BWC) was used as an index indicating the systemic toxicity caused by drug administration. The BWC was calculated by the following formula.

[0382]

$$\text{BWC (\%)} = \left(\left[(\text{Rat body weight on 14 days after the administration}) - (\text{rat body weight at the time of grouping}) \right] / (\text{rat body weight at the time of grouping}) \right) \times 100$$

[0383]

The relative body weight change ratios in the each compound-administered groups were calculated by the following formula when the BWC in the vehicle-administered

group was set as 1, and the results are indicated in Table 52.

Relative body weight change ratio (%) = (BWC in the compound-administered group)/(BWC in the vehicle-administered group) × 100

[0384]

[Table 52]

Group	Dose (mg/kg)	Relative body weight ratio (%)
Group 1	280	30.9
Group 2	750	91.2
Group 3	750	79.1

[0385]

According to the results, the width of rat body weight increase was very small in Group 1, which was the Reference compound 1-administered group compared with the vehicle-administered group. Whereas in Groups 2 and 3, which were the groups administered the compounds of the present invention, the increase of the rat body weight was hardly affected. The compounds of the present invention were administered with a 2.5-fold or more the amount of the Reference compound 1 (an approximately 5-fold amount in terms of AUC₀₋₂₄ (μM: hr)). Furthermore, in Group 1, individuals suffering from loose bowel were recognized; however, in Groups 2 and 3, no such individuals were recognized. Therefore, the compounds of the present

invention have an excellent effect that the level of side effects is low despite that the amount of exposure is far larger than that of the Reference compound 1.

[0386]

As described above, it was made clear that the compounds of the present invention are compounds having superior profiles with reduced toxicity compared with the Reference compound 1.

[0387]

Test Example 6 Detection by BTK labeling using fluorescent labeling compound (in vitro)

The human B-cell lymphoma-derived cell line, Ramos cells were suspended in RPMI1640 medium containing 10% bovine serum, and then the cells were inoculated in a culture plate at a concentration of 2.0×10^6 (cells/well). The cells were cultured in a CO₂ incubator (Sanyo Electric Biomedical Co., Ltd.) at 37°C for 24 hours. Example Compound P-1 and fluorescent labeled compounds which is a derivative of Reference compound 1 (PCI-33380, Non-Patent Document 2) (10 mM stock) were respectively diluted with DMSO. Each of the dilutions was added to the plate inoculated cells, and the cells were cultured in a CO₂ incubator for 1 hour. Thereafter, the cells were harvested, and 50 μ l of (a cell extract (NP-40; Invitrogen, Inc.) containing 1 \times protease inhibitor (Hoffmann-La Roche AG) and

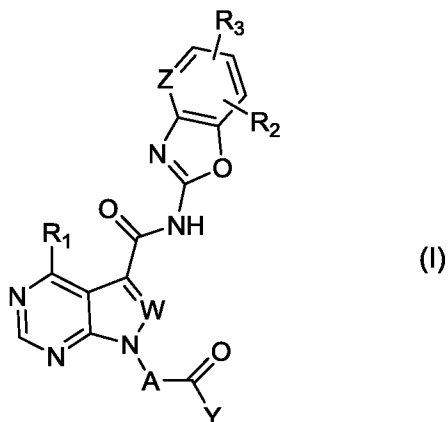
1× phosphatase cocktail (Sigma-Aldrich Co.)) was added to the cell pellets. The cell pellets were left to stand for 10 minutes on ice. The amount of protein in the collected cell extract was quantitatively analyzed by a DC protein assay (Bio-Rad Laboratories, Inc.), and 20 µg of proteins per lane was applied to a SDS-concentration gradient gel (4% to 20%) (Wako Pure Chemical Industries, Ltd.). After electrophoresis was performed, images of electrophoretic gels were taken using a Molecular Dynamics Typhoon Scanner (GE Healthcare, Inc.). Thereafter, Western blotting was performed using an i-Blot (Invitrogen, Inc.), and BTK protein was detected with a LAS4000 (GE Healthcare, Inc.) using a BTK antibody (Abcam) (Fig. 1).

[0388]

As shown in Fig. 1, it was made clear that the probe according to the present invention is a useful tool for detecting BTK in an in vitro test.

The claims defining the invention are as follows:

1. A compound represented by the following general formula (I), or a salt thereof:



wherein A represents $-(CH_2)_n-X-$, $-(CH_2)_m-NH-$, or $-(C3-C7 \text{ cycloalkylene})-NH-$;

n represents an integer from 0 to 2;

m represents an integer from 1 to 4;

X represents a nitrogen-containing C3-C10 heterocycloalkylene which may have one or more substituents selected from the group consisting of a halogen atom, a hydroxyl group, a cyano group, a nitro group, an alkyl group, a halogenoalkyl group, a cycloalkyl group, a cycloalkyl-alkyl group, an aralkyl group, an alkenyl group, an alkynyl group, an alkoxy group, a halogenoalkoxy group, a cycloalkoxy group, a cycloalkyl-alkoxy group, an aralkyloxy group, an alkylthio group, a cycloalkyl-alkylthio group, an amino group, a mono- or dialkylamio

group, a cycloalkyl-alkylamino group, an acyl group, an acyloxy group, an oxo group, a carboxyl group, an alkoxy carbonyl group, an aralkyloxy carbonyl group, a carbamoyl group, a saturated or unsaturated heterocyclic group, an aromatic hydrocarbon group, and a saturated heterocyclic oxy group;

Y represents $-C(R_4)=C(R_5)(R_6)$ or $-C\equiv C-R_7$;

W and Z each independently represent N or CH;

R₁ represents an amino group which may have one or more substituents which are defined as above for X;

R₂ and R₃, which may be identical or different, each represent a hydrogen atom, a halogen atom, a C1-C6 alkyl group which may have one or more substituents, a C1-C6 alkoxy group which may have one or more substituents, a C3-C7 cycloalkyl group which may have one or more substituents, a C6-C14 aromatic hydrocarbon group which may have one or more substituents, a 4-membered to 10-membered monocyclic or polycyclic unsaturated heterocyclic group containing 1 to 3 heteroatoms of the same kind or different kinds selected from a nitrogen atom, an oxygen atom and a sulfur atom, which may have one or more substituents, or a cyano group, wherein the one or more substituents are as defined above for X; and

R₄, R₅, R₆ and R₇, which may be identical or different, each represent a hydrogen atom, or a C1-C6 alkyl group

which may have one or more substituents which are as defined above for X.

2. The compound according to claim 1, or a salt thereof, wherein in general formula (I),

A represents $-(\text{CH}_2)_n\text{-X-}$;

n represents 0;

X represents a nitrogen-containing C3-C10 heterocycloalkylene; and

R₁ represents an amino group.

3. The compound according to claim 1 or claim 2, or a salt thereof, wherein in general formula (I),

A represents $-(\text{CH}_2)_n\text{-X-}$;

n represents 0;

X represents azetidinylene, pyrrolidinylene, or piperidinylene; and

R₁ represents an amino group.

4. The compound according to any one of claims 1 to 3, or a salt thereof, wherein in general formula (I),

A represents $-(\text{CH}_2)_n\text{-X-}$;

n represents 0;

X represents azetidinylene, pyrrolidinylene, or piperidinylene;

Y represents $-C(R_4)=C(R_5)(R_6)$ or $-C\equiv C-R_7$;

R_1 represents an amino group;

any one of R_2 and R_3 represents a hydrogen atom or a C1-C6 alkyl group, while the other represents a hydrogen atom, a halogen atom, a C1-C6 alkyl group, a halogeno-C1-C6 alkyl group, a C1-C4 alkoxy-substituted C1-C6 alkyl group, a C1-C6 alkoxy group, a phenyl group which may have one or more substituents with a halogen atom, a 4-membered to 6-membered monocyclic unsaturated heterocyclic group containing one sulfur atom, or a cyano group;

when Y represents $-C(R_4)=C(R_5)(R_6)$,

R_4 , R_5 and R_6 , which may be identical or different, each represent a hydrogen atom, a C1-C6 alkyl group, a C1-C6 alkyl group that is substituted with an amino group substituted with two C1-C6 alkyl groups (the C1-C6 alkyl groups may form a 4-membered to 8-membered heterocycloalkyl group together with the nitrogen atom to which these alkyl groups are bonded); and

when Y represents $-C\equiv C-R_7$,

R_7 represents a hydrogen atom or a C1-C6 alkyl group.

5. The compound according to any one of claims 1 to 4, or a salt thereof, wherein in general formula (I),

A represents $-(CH_2)_n-X-$;

n represents 0;

X represents 1,3-azetidinylene, 1,3-pyrrolidinylene, or 1,3-piperidinylene;

Y represents $-C(R_4)=C(R_5)(R_6)$ or $-C\equiv C-R_7$;

when Z represents N, W represents N, while when Z represents CH, W represents N or CH;

R_1 represents an amino group;

any one of R_2 and R_3 represents a hydrogen atom or a C1-C4 alkyl group, while the other represents a hydrogen atom, a halogen atom, a C1-C4 alkyl group, a halogeno-C1-C4 alkyl group, a C1-C4 alkoxy-substituted C1-C4 alkyl group, a C1-C4 alkoxy group, a phenyl group which may have one or more substituents with a halogen atom, a 4-membered to 6-membered monocyclic unsaturated heterocyclic group containing one sulfur atom, or a cyano group;

when Y represents $-C(R_4)=C(R_5)(R_6)$,

R_4 , R_5 and R_6 , which may be identical or different, each represent a hydrogen atom, a C1-C6 alkyl group, a C1-C6 alkyl group that is substituted with an amino group substituted with two C1-C6 alkyl groups (the C1-C6 alkyl groups may form a 4-membered to 8-membered heterocycloalkyl group together with the nitrogen atom to which these alkyl groups are bonded); and

when Y represents $-C\equiv C-R_7$,

R_7 represents a hydrogen atom or a C1-C4 alkyl group.

6. The compound according to any one of claims 1 to 5, or a salt thereof, wherein in general formula (I),

A represents $-(CH_2)_n-X-$;

n represents 0;

X represents 1,3-azetidinylene, 1,3-pyrrolidinylene, or 1,3-piperidinylene;

Y represents $-C(R_4)=C(R_5)(R_6)$ or $-C\equiv C-R_7$;

when Z represents N, W represents N, while when Z represents CH, W represents N or CH;

R_1 represents an amino group;

any one of R_2 and R_3 represents a hydrogen atom or a methyl group, while the other represents a hydrogen atom, a halogen atom, a methyl group, a trifluoromethyl group, a methoxyethyl group, a methoxy group, a phenyl group, a 4-chlorophenyl group, a 2-thienyl group, or a cyano group;

when Y represents $-C(R_4)=C(R_5)(R_6)$,

R_4 , R_5 and R_6 , which may be identical or different, each represent a hydrogen atom, a methyl group, a dimethylaminomethyl group, a methylethylaminomethyl group, a diethylaminomethyl group, a methylisopropylaminomethyl group, a 1-piperidinylmethyl group, or a 1-pyrrolidinylmethyl group; and

when Y represents $-C\equiv C-R_7$,

R_7 represents a methyl group.

7. The compound according to any one of claims 1 to 6, or a salt thereof, wherein in general formula (I),

A represents $-(CH_2)_n-X-$;

n represents 0;

R₁ represents an amino group;

any one of R₂ and R₃ represents a hydrogen atom or a methyl group, while the other represents a hydrogen atom, a halogen atom, a trifluoromethyl group, a methoxyethyl group, a phenyl group, a 2-thienyl group, or a cyano group;

(1) when Z represents N, and W represents N,

X represents 1,3-piperidinylene,

and Y represents a vinyl group;

(2) when Z represents CH, and W represents N,

X represents 1,3-pyrrolidinylene or 1,3-piperidinylene,

and Y represents $-C(R_4)=C(R_5)(R_6)$ or $-C\equiv C-(R_7)$, and

when Y represents $-C(R_4)=C(R_5)(R_6)$,

R₄, R₅ and R₆, which may be identical or different, each represent a hydrogen atom, a methyl group, a dimethylaminomethyl group, a methylethylaminomethyl group, a diethylaminomethyl group, a methylisopropylaminomethyl group, a 1-piperidinylmethyl group, or a 1-pyrrolidinylmethyl group;

when Y represents $-C\equiv C-(R_7)$,

R₇ represents a methyl group; and

(3) when Z represents CH, and W represents CH,
 X represents 1,3-azetidinylene or 1,3-pyrrolidinylene,
 and Y represents $-C(R_4)=C(R_5)(R_6)$, and
 R_4 , R_5 and R_6 , which may be identical or different,
 each represent a hydrogen atom, a dimethylaminomethyl group,
 a methylethylaminomethyl group, a diethylaminomethyl group,
 a methylisopropylaminomethyl group, a 1-piperidinylmethyl
 group, or a 1-pyrrolidinylmethyl group.

8. The compound according to any one of claims 1 to 7,
 or a salt thereof, wherein in general formula (I),

A represents $-(CH_2)_n-X-$;

n represents 0;

X represents 1,3-piperidinylene;

Y represents a vinyl group;

Z represents CH;

W represents N;

R_1 represents an amino group; and

any one of R_2 and R_3 represents a hydrogen atom,
 while the other represents a hydrogen atom, a halogen atom,
 or a cyano group.

9. A compound described in any one of the following (1)
 to (86), or a salt thereof:

(1) (R)-1-(1-acryloylpiperidin-3-yl)-4-amino-N-(5-

chlorobenzo[d]oxazol-2-yl)-1H-pyrazolo[3,4-d]pyrimidine-3-carboxamide,

(2) (R)-1-(1-acryloylpiperidin-3-yl)-4-amino-N-(5-bromobenzo[d]oxazol-2-yl)-1H-pyrazolo[3,4-d]pyrimidine-3-carboxamide,

(3) (R)-1-(1-acryloylpiperidin-3-yl)-4-amino-N-(5-(thiophen-2-yl)benzo[d]oxazol-2-yl)-1H-pyrazolo[3,4-d]pyrimidine-3-carboxamide,

(4) (R)-4-amino-N-(5-chlorobenzo[d]oxazol-2-yl)-1-(1-methacryloylpiperidin-3-yl)-1H-pyrazolo[3,4-d]pyrimidine-3-carboxamide,

(5) (R,E)-4-amino-N-(5-chlorobenzo[d]oxazol-2-yl)-1-(1-(but-2-enoyl)piperidin-3-yl)-1H-pyrazolo[3,4-d]pyrimidine-3-carboxamide,

(6) (R)-1-(1-acryloylpiperidin-3-yl)-4-amino-N-(5-cyanobenzo[d]oxazol-2-yl)-1H-pyrazolo[3,4-d]pyrimidine-3-carboxamide,

(7) (R)-1-(1-acryloylpiperidin-3-yl)-4-amino-N-(5-methoxybenzo[d]oxazol-2-yl)-1H-pyrazolo[3,4-d]pyrimidine-3-carboxamide,

(8) (R)-1-(1-acryloylpiperidin-3-yl)-4-amino-N-(5-(2-methoxyethyl)benzo[d]oxazol-2-yl)-1H-pyrazolo[3,4-d]pyrimidine-3-carboxamide,

(9) (R)-1-(1-acryloylpiperidin-3-yl)-4-amino-N-(oxazolo[4,5-b]pyridin-2-yl)-1H-pyrazolo[3,4-d]pyrimidine-

3-carboxamide,

(10) (R)-1-(1-acryloylpiperidin-3-yl)-4-amino-N-(4-methylbenzo[d]oxazol-2-yl)-1H-pyrazolo[3,4-d]pyrimidine-3-carboxamide,

(11) (R)-4-amino-N-(5-fluorobenzo[d]oxazol-2-yl)-1-(1-methacryloylpiperidin-3-yl)-1H-pyrazolo[3,4-d]pyrimidine-3-carboxamide,

(12) (R)-1-(1-acryloylpiperidin-3-yl)-4-amino-N-(5-fluorobenzo[d]oxazol-2-yl)-1H-pyrazolo[3,4-d]pyrimidine-3-carboxamide,

(13) (R)-1-(1-acryloylpiperidin-3-yl)-4-amino-N-(benzo[d]oxazol-2-yl)-1H-pyrazolo[3,4-d]pyrimidine-3-carboxamide,

(14) (R,E)-4-amino-N-(benzo[d]oxazol-2-yl)-1-(1-(but-2-enoyl)piperidin-3-yl)-1H-pyrazolo[3,4-d]pyrimidine-3-carboxamide,

(15) (R,E)-4-amino-N-(5-chlorobenzo[d]oxazol-2-yl)-1-(1-(4-(dimethylamino)but-2-enoyl)piperidin-3-yl)-1H-pyrazolo[3,4-d]pyrimidine-3-carboxamide,

(16) (R,E)-4-amino-N-(5-chlorobenzo[d]oxazol-2-yl)-1-(1-(4-(ethyl(methyl)amino)but-2-enoyl)piperidin-3-yl)-1H-pyrazolo[3,4-d]pyrimidine-3-carboxamide,

(17) (R,E)-4-amino-N-(5-chlorobenzo[d]oxazol-2-yl)-1-(1-(4-(diethylamino)but-2-enoyl)piperidin-3-yl)-1H-pyrazolo[3,4-d]pyrimidine-3-carboxamide,

(18) (R,E)-4-amino-N-(5-chlorobenzo[d]oxazol-2-yl)-1-(1-(4-(isopropyl(methyl)amino)but-2-enoyl)piperidin-3-yl)-1H-pyrazolo[3,4-d]pyrimidine-3-carboxamide,

(19) (R,E)-4-amino-N-(5-chlorobenzo[d]oxazol-2-yl)-1-(1-(4-(pyrrolidin-1-yl)but-2-enoyl)piperidin-3-yl)-1H-pyrazolo[3,4-d]pyrimidine-3-carboxamide,

(20) (R,E)-4-amino-N-(5-chlorobenzo[d]oxazol-2-yl)-1-(1-(4-(piperidin-1-yl)but-2-enoyl)piperidin-3-yl)-1H-pyrazolo[3,4-d]pyrimidine-3-carboxamide,

(21) (R,E)-4-amino-N-(5-(thiophen-2-yl)benzo[d]oxazol-2-yl)-1-(1-(4-(dimethylamino)but-2-enoyl)piperidin-3-yl)-1H-pyrazolo[3,4-d]pyrimidine-3-carboxamide,

(22) (R)-4-amino-N-(benzo[d]oxazol-2-yl)-1-(1-(but-2-ynoyl)piperidin-3-yl)-1H-pyrazolo[3,4-d]pyrimidine-3-carboxamide,

(23) (R)-1-(1-acryloylpiperidin-3-yl)-4-amino-N-(5,6-dimethylbenzo[d]oxazol-2-yl)-1H-pyrazolo[3,4-d]pyrimidine-3-carboxamide,

(24) (R)-1-(1-acryloylpyrrolidin-3-yl)-4-amino-N-(5-chlorobenzo[d]oxazol-2-yl)-1H-pyrazolo[3,4-d]pyrimidine-3-carboxamide,

(25) (R,E)-4-amino-N-(5-chlorobenzo[d]oxazol-2-yl)-1-(1-(but-2-enoyl)pyrrolidin-3-yl)-1H-pyrazolo[3,4-d]pyrimidine-3-carboxamide,

(26) (R,E)-4-amino-N-(5-chlorobenzo[d]oxazol-2-yl)-1-

(1-(3-methylbut-2-enoyl)pyrrolidin-3-yl)-1H-pyrazolo[3,4-d]pyrimidine-3-carboxamide,

(27) (R)-1-(1-acryloylpyrrolidin-3-yl)-4-amino-N-(benzo[d]oxazol-2-yl)-1H-pyrazolo[3,4-d]pyrimidine-3-carboxamide,

(28) (R)-1-(1-acryloylpyrrolidin-3-yl)-4-amino-N-(5-(thiophen-2-yl)benzo[d]oxazol-2-yl)-1H-pyrazolo[3,4-d]pyrimidine-3-carboxamide,

(29) (R)-1-(1-acryloylpyrrolidin-3-yl)-4-amino-N-(5-methylbenzo[d]oxazol-2-yl)-1H-pyrazolo[3,4-d]pyrimidine-3-carboxamide,

(30) (R)-1-(1-acryloylpyrrolidin-3-yl)-4-amino-N-(5-fluorobenzo[d]oxazol-2-yl)-1H-pyrazolo[3,4-d]pyrimidine-3-carboxamide,

(31) (R)-1-(1-acryloylpyrrolidin-3-yl)-4-amino-N-(5-(4-chlorophenyl)benzo[d]oxazol-2-yl)-1H-pyrazolo[3,4-d]pyrimidine-3-carboxamide,

(32) (R,E)-4-amino-N-(5-chlorobenzo[d]oxazol-2-yl)-1-(1-(4-(dimethylamino)but-2-enoyl)pyrrolidin-3-yl)-1H-pyrazolo[3,4-d]pyrimidine-3-carboxamide,

(33) (R,E)-4-amino-N-(5-chlorobenzo[d]oxazol-2-yl)-1-(1-(4-(ethyl(methyl)amino)but-2-enoyl)pyrrolidin-3-yl)-1H-pyrazolo[3,4-d]pyrimidine-3-carboxamide,

(34) (R,E)-4-amino-N-(5-chlorobenzo[d]oxazol-2-yl)-1-(1-(4-(diethylamino)but-2-enoyl)pyrrolidin-3-yl)-1H-

pyrazolo[3,4-d]pyrimidine-3-carboxamide,

(35) (R,E)-4-amino-N-(5-chlorobenzo[d]oxazol-2-yl)-1-(1-(4-(isopropyl(methyl)amino)but-2-enoyl)pyrrolidin-3-yl)-1H-pyrazolo[3,4-d]pyrimidine-3-carboxamide,

(36) (R,E)-4-amino-N-(5-chlorobenzo[d]oxazol-2-yl)-1-(1-(4-(pyrrolidin-1-yl)but-2-enoyl)pyrrolidin-3-yl)-1H-pyrazolo[3,4-d]pyrimidine-3-carboxamide,

(37) (R,E)-4-amino-N-(5-chlorobenzo[d]oxazol-2-yl)-1-(1-(4-(piperidin-1-yl)but-2-enoyl)pyrrolidin-3-yl)-1H-pyrazolo[3,4-d]pyrimidine-3-carboxamide,

(38) (R)-1-(1-acryloylpyrrolidin-3-yl)-4-amino-N-(5-methoxybenzo[d]oxazol-2-yl)-1H-pyrazolo[3,4-d]pyrimidine-3-carboxamide,

(39) (R)-1-(1-acryloylpyrrolidin-3-yl)-4-amino-N-(5-cyanobenzo[d]oxazol-2-yl)-1H-pyrazolo[3,4-d]pyrimidine-3-carboxamide,

(40) (R)-1-(1-acryloylpyrrolidin-3-yl)-4-amino-N-(5-(2-methoxyethyl)benzo[d]oxazol-2-yl)-1H-pyrazolo[3,4-d]pyrimidine-3-carboxamide,

(41) (R)-1-(1-acryloylpyrrolidin-3-yl)-4-amino-N-(5-phenylbenzo[d]oxazol-2-yl)-1H-pyrazolo[3,4-d]pyrimidine-3-carboxamide,

(42) (R,E)-4-amino-N-(5-phenylbenzo[d]oxazol-2-yl)-1-(1-(4-(dimethylamino)but-2-enoyl)pyrrolidin-3-yl)-1H-pyrazolo[3,4-d]pyrimidine-3-carboxamide,

(43) (R)-1-(1-acryloylpyrrolidin-3-yl)-4-amino-N-(5-(trifluoromethyl)benzo[d]oxazol-2-yl)-1H-pyrazolo[3,4-d]pyrimidine-3-carboxamide,

(44) (R,E)-4-amino-N-(5-(trifluoromethyl)benzo[d]oxazol-2-yl)-1-(1-(4-(dimethylamino)but-2-enoyl)pyrrolidin-3-yl)-1H-pyrazolo[3,4-d]pyrimidine-3-carboxamide,

(45) 1-(1-acryloylazetidin-3-yl)-4-amino-N-(5-chlorobenzo[d]oxazol-2-yl)-1H-pyrazolo[3,4-d]pyrimidine-3-carboxamide,

(46) 7-(1-acryloylazetidin-3-yl)-4-amino-N-(5-chlorobenzo[d]oxazol-2-yl)-7H-pyrrolo[2,3-d]pyrimidine-5-carboxamide,

(47) (E)-4-amino-N-(5-chlorobenzo[d]oxazol-2-yl)-7-(1-(4-(dimethylamino)but-2-enoyl)azetidin-3-yl) 7H-pyrrolo[2,3-d]pyrimidine-5-carboxamide,

(48) (R)-7-(1-acryloylpyrrolidin-3-yl)-4-amino-N-(5-chlorobenzo[d]oxazol-2-yl)-7H-pyrrolo[2,3-d]pyrimidine-5-carboxamide,

(49) (R,E)-4-amino-N-(5-chlorobenzo[d]oxazol-2-yl)-7-(1-(4-(dimethylamino)but-2-enoyl)pyrrolidin-3-yl) 7H-pyrrolo[2,3-d]pyrimidine-5-carboxamide,

(50) (R,E)-4-amino-N-(5-chlorobenzo[d]oxazol-2-yl)-7-(1-(4-(ethyl(methyl)amino)but-2-enoyl)pyrrolidin-3-yl) 7H-pyrrolo[2,3-d]pyrimidine-5-carboxamide,

(51) (R,E)-4-amino-N-(5-chlorobenzo[d]oxazol-2-yl)-7-(1-(4-(diethylamino)but-2-enoyl)pyrrolidin-3-yl) 7H-pyrrolo[2,3-d]pyrimidine-5-carboxamide,

(52) (R,E)-4-amino-N-(5-chlorobenzo[d]oxazol-2-yl)-7-(1-(4-(isopropyl(methyl)amino)but-2-enoyl)pyrrolidin-3-yl) 7H-pyrrolo[2,3-d]pyrimidine-5-carboxamide,

(53) (R,E)-4-amino-N-(5-chlorobenzo[d]oxazol-2-yl)-7-(1-(4-(pyrrolidin-1-yl)but-2-enoyl)pyrrolidin-3-yl) 7H-pyrrolo[2,3-d]pyrimidine-5-carboxamide,

(54) (R,E)-4-amino-N-(5-chlorobenzo[d]oxazol-2-yl)-7-(1-(4-(piperidin-1-yl)but-2-enoyl)pyrrolidin-3-yl) 7H-pyrrolo[2,3-d]pyrimidine-5-carboxamide,

(55) (R)-7-(1-acryloylpyrrolidin-3-yl)-4-amino-N-(5-phenylbenzo[d]oxazol-2-yl)-7H-pyrrolo[2,3-d]pyrimidine-5-carboxamide,

(56) (R,E)-4-amino-N-(5-phenylbenzo[d]oxazol-2-yl)-7-(1-(4-(dimethylamino)but-2-enoyl)pyrrolidin-3-yl) 7H-pyrrolo[2,3-d]pyrimidine-5-carboxamide,

(57) (R,E)-4-amino-N-(5-phenylbenzo[d]oxazol-2-yl)-7-(1-(4-(ethyl(methyl)amino)but-2-enoyl)pyrrolidin-3-yl) 7H-pyrrolo[2,3-d]pyrimidine-5-carboxamide,

(58) (R,E)-4-amino-N-(5-phenylbenzo[d]oxazol-2-yl)-7-(1-(4-(diethylamino)but-2-enoyl)pyrrolidin-3-yl) 7H-pyrrolo[2,3-d]pyrimidine-5-carboxamide,

(59) (R,E)-4-amino-N-(5-phenylbenzo[d]oxazol-2-yl)-7-

(1-(4-(isopropyl(methyl)amino)but-2-enoyl)pyrrolidin-3-yl)
7H-pyrrolo[2,3-d]pyrimidine-5-carboxamide,

(60) (R,E)-4-amino-N-(5-phenylbenzo[d]oxazol-2-yl)-7-(1-(4-(pyrrolidin-1-yl)but-2-enoyl)pyrrolidin-3-yl) 7H-pyrrolo[2,3-d]pyrimidine-5-carboxamide,

(61) (R,E)-4-amino-N-(5-phenylbenzo[d]oxazol-2-yl)-7-(1-(4-(piperidin-1-yl)but-2-enoyl)pyrrolidin-3-yl) 7H-pyrrolo[2,3-d]pyrimidine-5-carboxamide

(64) (R)-1-(1-acryloylpiperidin-3-yl)-4-amino-N-(7-chlorobenzo[d]oxazol-2-yl)-1H-pyrazolo[3,4-d]pyrimidine-3-carboxamide

(65) (S)-1-(1-acryloylpyrrolidin-3-yl)-4-amino-N-(benzo[d]oxazol-2-yl)-1H-pyrazolo[3,4-d]pyrimidine-3-carboxamide

(66) 1-((1-acryloylpyrrolidin-3-yl)methyl)-4-amino-N-(benzo[d]oxazol-2-yl)-1H-pyrazolo[3,4-d]pyrimidine-3-carboxamide

(67) 1-((1-acryloylpiperidin-3-yl)methyl)-4-amino-N-(benzo[d]oxazol-2-yl)-1H-pyrazolo[3,4-d]pyrimidine-3-carboxamide

(68) 1-((1-acryloylpiperidin-4-yl)methyl)-4-amino-N-(benzo[d]oxazol-2-yl)-1H-pyrazolo[3,4-d]pyrimidine-3-carboxamide

(69) 1-(1-acryloylpiperidin-4-yl)-4-amino-N-(benzo[d]oxazol-2-yl)-1H-pyrazolo[3,4-d]pyrimidine-3-

carboxamide

(70) 1-((1-acryloylazetidin-3-yl)methyl)-4-amino-N-(benzo[d]oxazol-2-yl)-1H-pyrazolo[3,4-d]pyrimidine-3-carboxamide

(71) 1-((1S,4S)-4-acrylamidocyclohexyl)-4-amino-N-(benzo[d]oxazol-2-yl)-1H-pyrazolo[3,4-d]pyrimidine-3-carboxamide

(72) 1-((1R,4R)-4-acrylamidocyclohexyl)-4-amino-N-(benzo[d]oxazol-2-yl)-1H-pyrazolo[3,4-d]pyrimidine-3-carboxamide

(73) (S,E)-4-amino-N-(benzo[d]oxazol-2-yl)-1-(1-(4-(dimethylamino)but-2-enoyl)pyrrolidin-3-yl)-1H-pyrazolo[3,4-d]pyrimidine-3-carboxamide

(74) 1-(1-acryloylazetidin-3-yl)-4-amino-N-(benzo[d]oxazol-2-yl)-1H-pyrazolo[3,4-d]pyrimidine-3-carboxamide

(75) 1-((1-acryloylazetidin-3-yl)methyl)-4-amino-N-(5-fluorobenzo[d]oxazol-2-yl)-1H-pyrazolo[3,4-d]pyrimidine-3-carboxamide

(76) 1-((1-acryloylazetidin-3-yl)methyl)-4-amino-N-(5-chlorobenzo[d]oxazol-2-yl)-1H-pyrazolo[3,4-d]pyrimidine-3-carboxamide

(77) 1-((1-acryloylpiperidin-4-yl)methyl)-4-amino-N-(5-fluorobenzo[d]oxazol-2-yl)-1H-pyrazolo[3,4-d]pyrimidine-3-carboxamide

(78) 1-((1S,4S)-4-acrylamidocyclohexyl)-4-amino-N-(5-chlorobenzo[d]oxazol-2-yl)-1H-pyrazolo[3,4-d]pyrimidine-3-carboxamide

(79) 1-(1-acryloylazetid-3-yl)-4-amino-N-(5-fluorobenzo[d]oxazol-2-yl)-1H-pyrazolo[3,4-d]pyrimidine-3-carboxamide

(80) 1-((1-acryloylpiperidin-4-yl)methyl)-4-amino-N-(5-chlorobenzo[d]oxazol-2-yl)-1H-pyrazolo[3,4-d]pyrimidine-3-carboxamide

(81) 1-((1S,4S)-4-acrylamidocyclohexyl)-4-amino-N-(5-fluorobenzo[d]oxazol-2-yl)-1H-pyrazolo[3,4-d]pyrimidine-3-carboxamide

(82) 1-(1-acryloylpyrrolidin-3-yl)-4-amino-N-(benzo[d]oxazol-2-yl)-1H-pyrazolo[3,4-d]pyrimidine-3-carboxamide

(83) 1-(1-acryloylpyrrolidin-3-yl)-4-amino-N-(5-fluorobenzo[d]oxazol-2-yl)-1H-pyrazolo[3,4-d]pyrimidine-3-carboxamide

(84) 1-(1-acryloylpyrrolidin-3-yl)-4-amino-N-(5-chlorobenzo[d]oxazol-2-yl)-1H-pyrazolo[3,4-d]pyrimidine-3-carboxamide

(85) 1-(3-acrylamidopropyl)-4-amino-N-(benzo[d]oxazol-2-yl)-1H-pyrazolo[3,4-d]pyrimidine-3-carboxamide

(86) 1-(2-acrylamidoethyl)-4-amino-N-(benzo[d]oxazol-2-yl)-1H-pyrazolo[3,4-d]pyrimidine-3-carboxamide.

10. A probe comprising the compound according to any one of claims 1 to 9 or a salt thereof, a detectable label or affinity tag, and a linker, wherein the linker links the compound with the label or the affinity tag.

11. A BTK inhibitor comprising the compound according to any one of claims 1 to 9 or a salt thereof as an active ingredient.

12. A pharmaceutical composition comprising the compound according to any one of claims 1 to 9 or a salt thereof.

13. An antitumor agent comprising the BTK inhibitor according to claim 11.

14. The BTK inhibitor according to claim 11, when used for the treatment of a tumor.

15. The BTK inhibitor according to claim 11, when used for the production of an antitumor agent.

16. A method for treating a tumor, the method comprising administering the BTK inhibitor according to claim 11.

17. An anti-hematopoietic system tumor agent comprising the compound according to any one of claims 1 to 9 or a salt thereof as an active ingredient.

18. The compound according to any one of claims 1 to 9 or a salt thereof, when used for the treatment of a hematopoietic system tumor.

19. The compound according to any one of claims 1 to 9 or a salt thereof, when used for the production of an anti-hematopoietic system tumor agent.

20. A method for treating a hematopoietic system tumor, the method comprising administering the compound according to any one of claims 1 to 9 or a salt thereof.

