



US00D770775S

(12) **United States Design Patent** (10) **Patent No.:** **US D770,775 S**
Robertson, III (45) **Date of Patent:** **** Nov. 8, 2016**

(54) **PORTION OF A WALLET**
(71) Applicant: **Clyde Lee Robertson, III**, Powhatan, VA (US)
(72) Inventor: **Clyde Lee Robertson, III**, Powhatan, VA (US)
(**) Term: **15 Years**
(21) Appl. No.: **29/534,562**

Primary Examiner — Holly Baynham
(74) *Attorney, Agent, or Firm* — Dunlap Bennett & Ludwig PLLC

(57) **CLAIM**
The ornamental design for a portion of a wallet, as shown and described.

(22) Filed: **Jul. 29, 2015**
(51) **LOC (10) Cl.** **03-01**
(52) **U.S. Cl.**
USPC **D3/318**
(58) **Field of Classification Search**
USPC D3/247, 249–253, 318
CPC A45C 1/06; A45C 3/08; A45C 13/00;
A45C 13/26; A45C 5/00
See application file for complete search history.

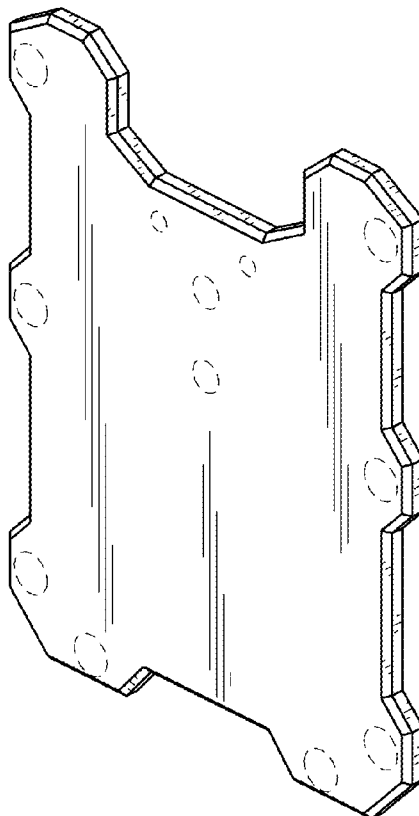
DESCRIPTION

FIG. 1 is a perspective view of a portion of a wallet, shown in use;
FIG. 2 is a front elevation view thereof;
FIG. 3 is a rear elevation view thereof;
FIG. 4 is a left side elevation view thereof, the right side elevation view being a mirror image thereof;
FIG. 5 is a top plan view thereof;
FIG. 6 is a bottom plan view thereof; and,
FIG. 7 is a front perspective view thereof, shown in use.
The broken lines shown in the drawings illustrate portions of the portion of a wallet that form no part of the claimed design.

(56) **References Cited**
U.S. PATENT DOCUMENTS
D491,355 S * 6/2004 Sloat D3/247
D711,653 S * 8/2014 Pacetti D3/318

* cited by examiner

1 Claim, 3 Drawing Sheets



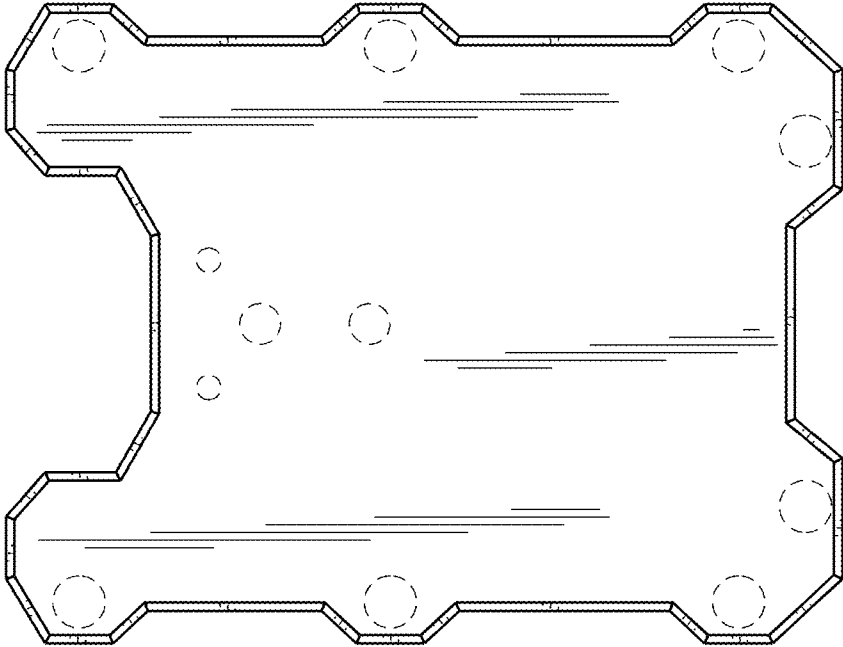


FIG. 2

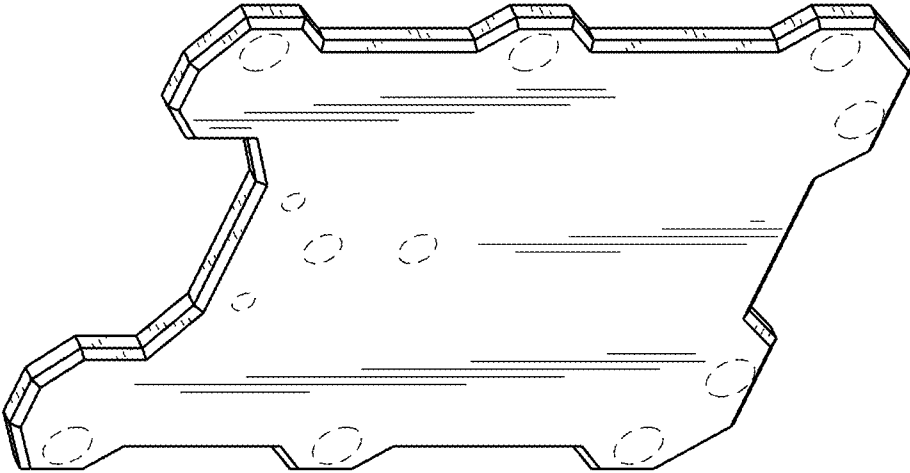


FIG. 1

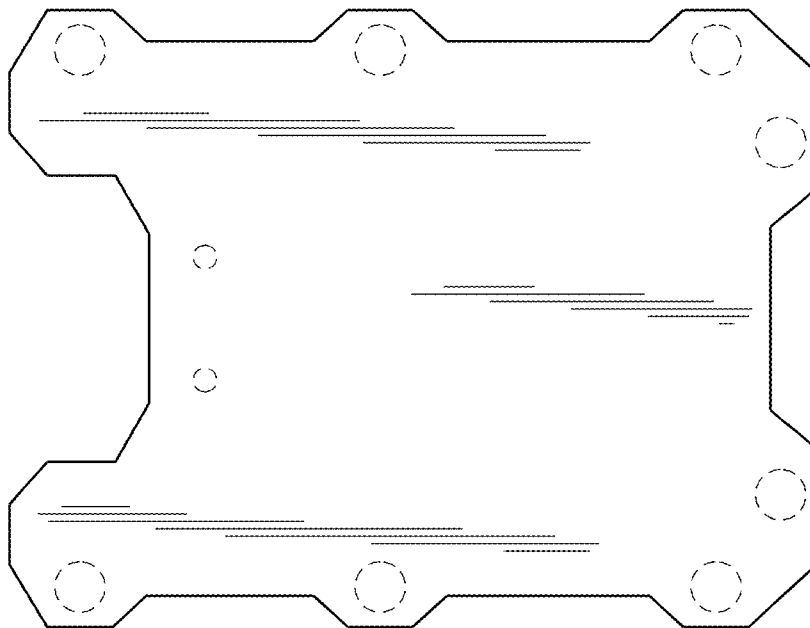


FIG. 3

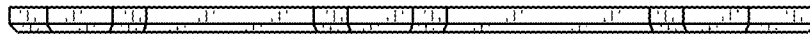


FIG. 4




FIG. 5



FIG. 6

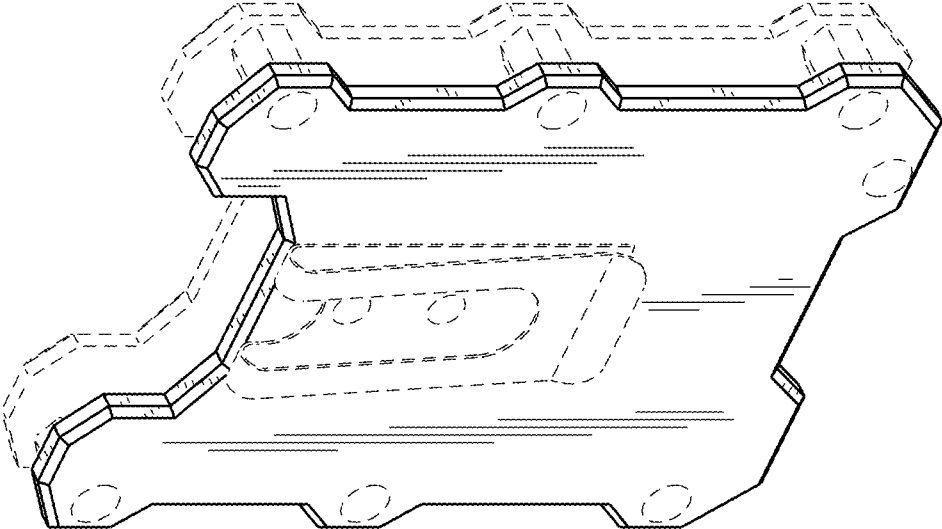


FIG. 7