



US00D749840S

(12) **United States Design Patent**
Laemmlen

(10) **Patent No.:** **US D749,840 S**

(45) **Date of Patent:** **** Feb. 23, 2016**

(54) **UTILITY AND MAGAZINE CARRIER**

D455,548 S * 4/2002 Cragg D3/224
D697,711 S * 1/2014 Stevens, IV D3/221
8,733,606 B2 * 5/2014 Felts F42B 39/02
224/245

(71) Applicant: **Paul Laemmlen**, Lehi, UT (US)

(72) Inventor: **Paul Laemmlen**, Lehi, UT (US)

* cited by examiner

(73) Assignee: **Paul Laemmlen**, Lehi, UT (US)

Primary Examiner — Catheri Oliver-Garcia

(**) Term: **14 Years**

(74) *Attorney, Agent, or Firm* — The Mueller Law Office, P.C.

(21) Appl. No.: **29/496,143**

(22) Filed: **Jul. 9, 2014**

(51) **LOC (10) Cl.** **03-01**

(52) **U.S. Cl.**

USPC **D3/221**

(58) **Field of Classification Search**

USPC D3/221, 215, 222–223, 225, 230, 254,
D3/262; 206/38, 39.6; 224/240, 242, 245,
224/671, 679–680, 931; D22/108, 199

See application file for complete search history.

(56) **References Cited**

U.S. PATENT DOCUMENTS

- 2,324,154 A * 7/1943 Haney A41D 13/0012
D3/222
- 3,552,610 A * 1/1971 Coleman F42B 39/02
206/38
- D230,441 S * 2/1974 Moyer D3/225
- D237,611 S * 11/1975 Minneman D3/225
- D263,987 S * 4/1982 Milliman D3/225
- D284,714 S * 7/1986 Thor D22/199
- D286,315 S * 10/1986 Gregory D3/225
- D413,644 S * 9/1999 Carver D22/108

(57) **CLAIM**

The ornamental design for a utility and magazine carrier, as shown and described.


DESCRIPTION

FIG. 1 is a top front perspective view of a utility and magazine carrier, showing the new design; FIG. 2 is a bottom front perspective view of the utility and magazine carrier of FIG. 1; FIG. 3 is a right rear view of the utility and magazine carrier of FIG. 1; FIG. 4 is rear view of the utility and magazine carrier of FIG. 1; and, FIG. 5 is a right side view of the utility and magazine carrier of FIG. 1.

The left side view of the utility and magazine carrier is not shown, as it is substantially similar with regards to thicknesses of components of the carrier and features of the design to the right side view.

In the drawings, elements shown in broken lines are for illustrative purposes only and form no part of the claimed design.

1 Claim, 5 Drawing Sheets



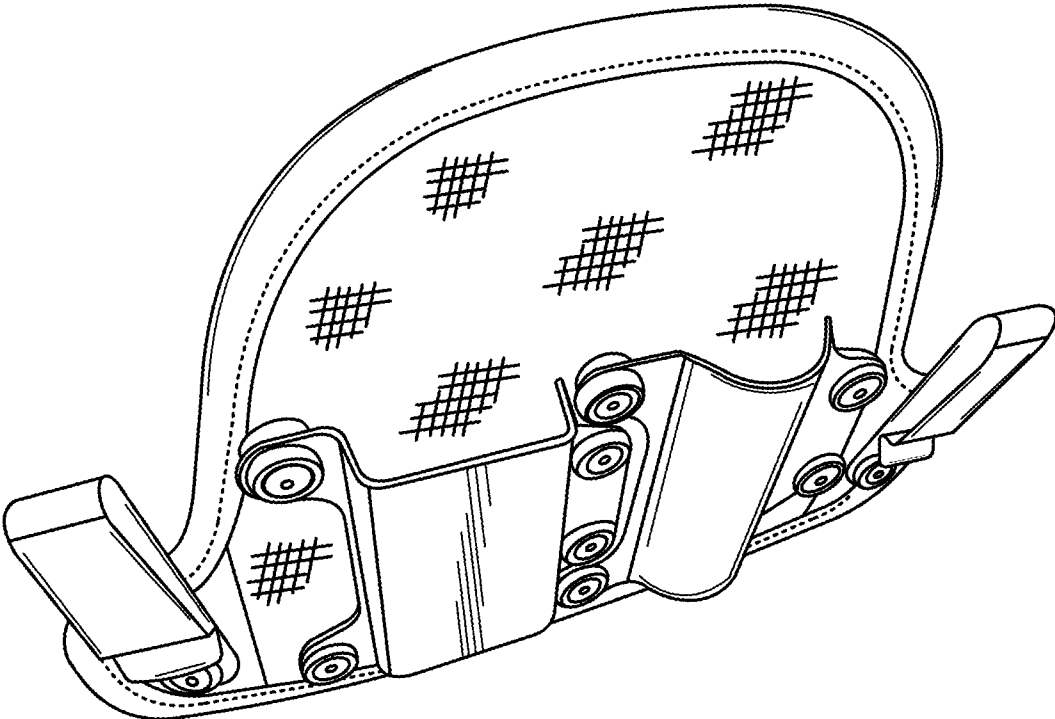


FIG. 1




FIG. 2

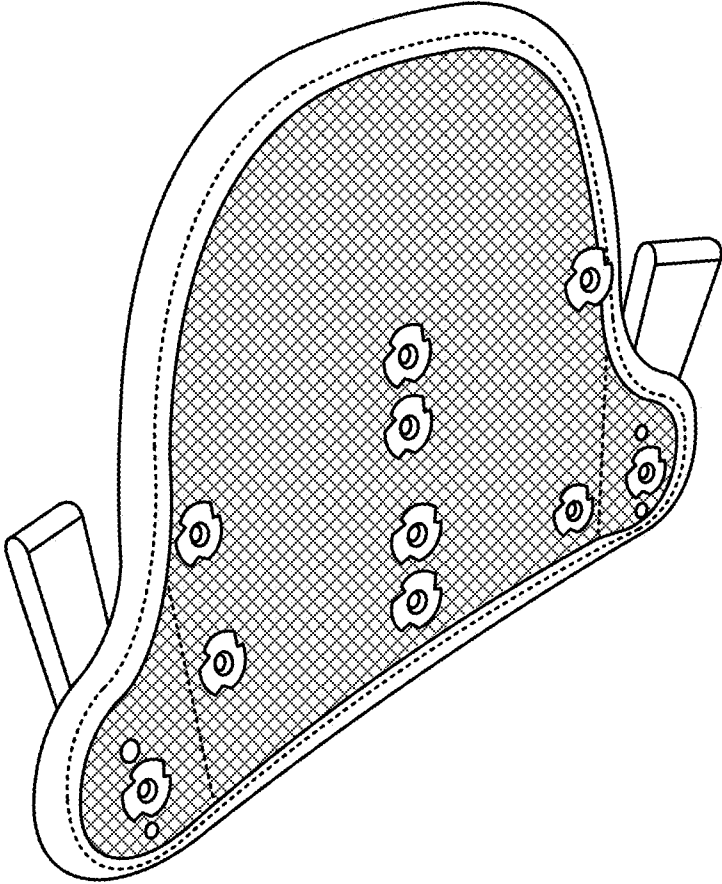


FIG. 3

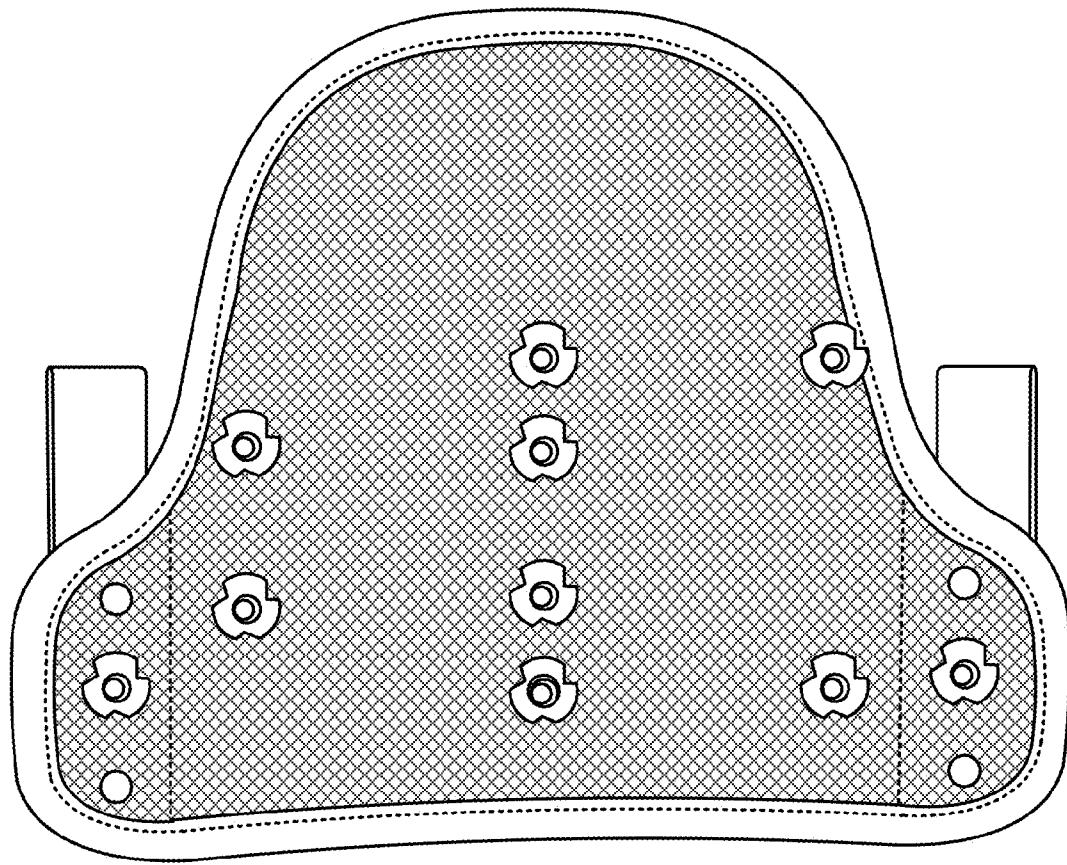


FIG. 4

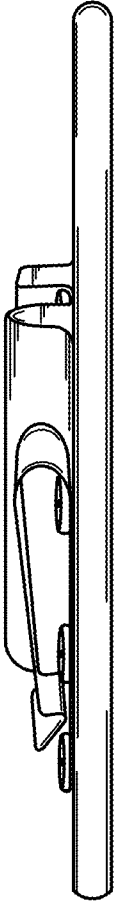


FIG. 5