



US00D424551S

United States Patent [19]
Harata

[11] **Patent Number: Des. 424,551**
[45] **Date of Patent: ** May 9, 2000**

[54] **MAGNETIC TAPE CARTRIDGE**

[76] Inventor: **Tomohiro Harata**, c/o Sony Corporation, 7-35, Kitashinagawa 6-chome, Shinagawa-ku, Tokyo, Japan

[**] Term: **14 Years**

[21] Appl. No.: **29/097,432**

[22] Filed: **Dec. 7, 1998**

[30] **Foreign Application Priority Data**

Jun. 5, 1998 [JP] Japan 10-15963

[51] **LOC (7) Cl.** **14-99**

[52] **U.S. Cl.** **D14/121**

[58] **Field of Search** D14/114, 120, D14/121, 217, 299; D21/332, 333; 273/148 B; 463/1, 30, 43-47; 360/132, 133; 242/348, 341, 335; 369/291, 292, 77.2, 75.1

[56] **References Cited**

U.S. PATENT DOCUMENTS

D. 350,353	9/1994	Schulman	D14/114 X
D. 350,992	9/1994	Barr	D21/332
D. 405,477	2/1999	Ota et al.	D21/332
D. 407,762	4/1999	Ota et al.	D21/332
4,149,027	4/1979	Asher et al.	463/44
4,865,321	9/1989	Nakagawa et al.	463/44 X
5,362,068	11/1994	Liu	463/44
5,653,638	8/1997	Nagata	463/44

OTHER PUBLICATIONS

Catalog "86"; Sony; Jul. 1997; p. 326.
Catalog "Accessory 61"; Sony; Jul. 1997; pp. 20 & 21.

Primary Examiner—Prabhakar Deshmukh
Attorney, Agent, or Firm—Radar, Fishman & Grauer

[57] **CLAIM**

The ornamental design for a magnetic tape cartridge, as shown and described.

DESCRIPTION

FIG. 1 is a perspective view of a first embodiment of a magnetic tape cartridge showing my new design; FIG. 2 is a top plan view thereof; FIG. 3 is a left side elevational view thereof; FIG. 4 is a front elevational view thereof; FIG. 5 is a bottom plan view thereof; FIG. 6 is a right side elevational view thereof; FIG. 7 is a rear elevational view thereof; FIG. 8 is a perspective view of a second embodiment of a magnetic tape cartridge showing my new design; FIG. 9 is a top plan view thereof; FIG. 10 is a left side elevational view thereof; FIG. 11 is a front elevational view thereof; FIG. 12 is a bottom plan view thereof; FIG. 13 is a right side elevational view thereof; and, FIG. 14 is a rear elevational view thereof.

1 Claim, 6 Drawing Sheets

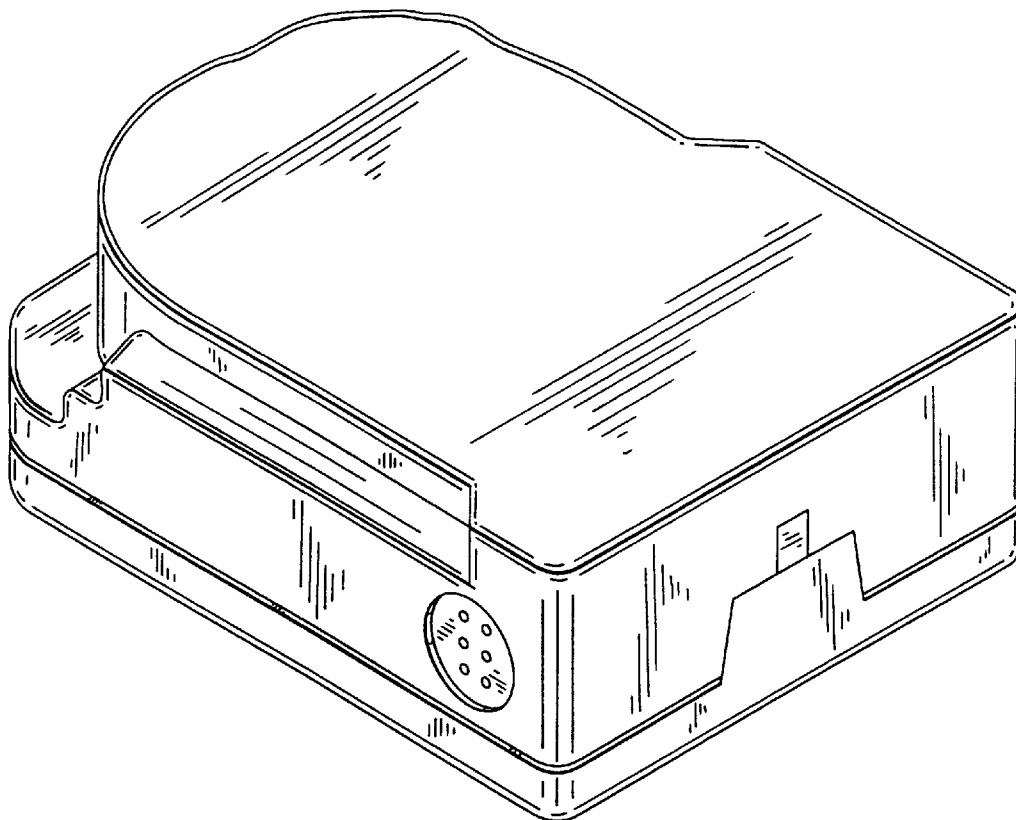


FIG. 1

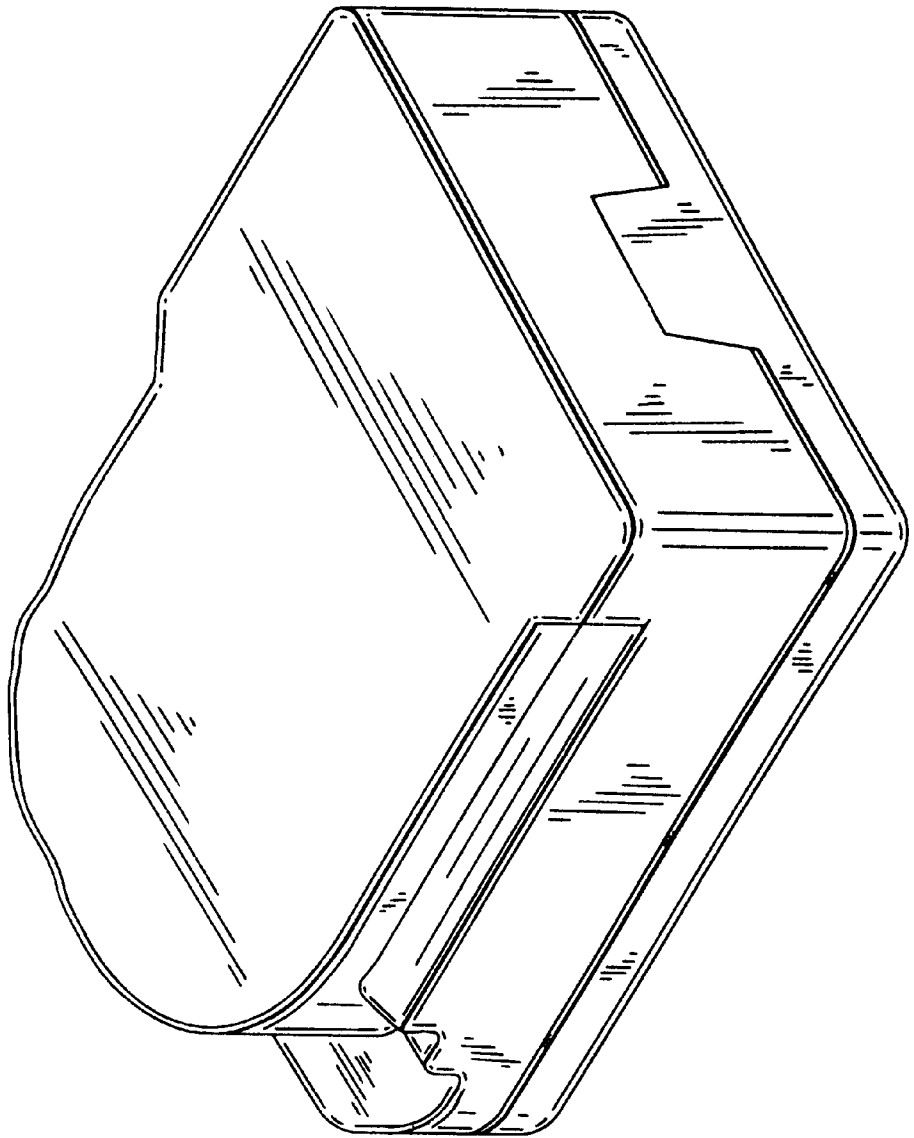


FIG. 2

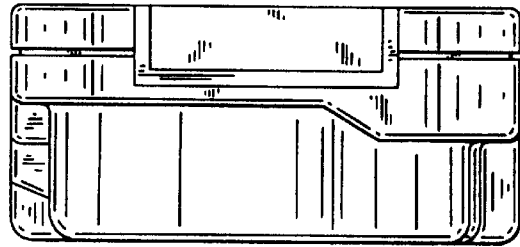


FIG. 3

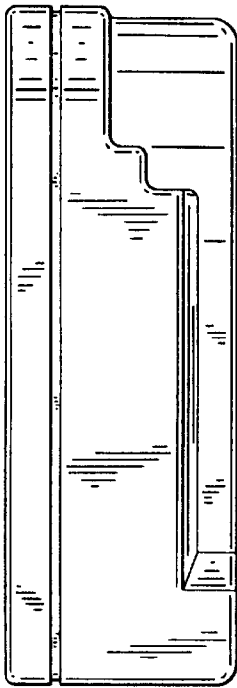


FIG. 4

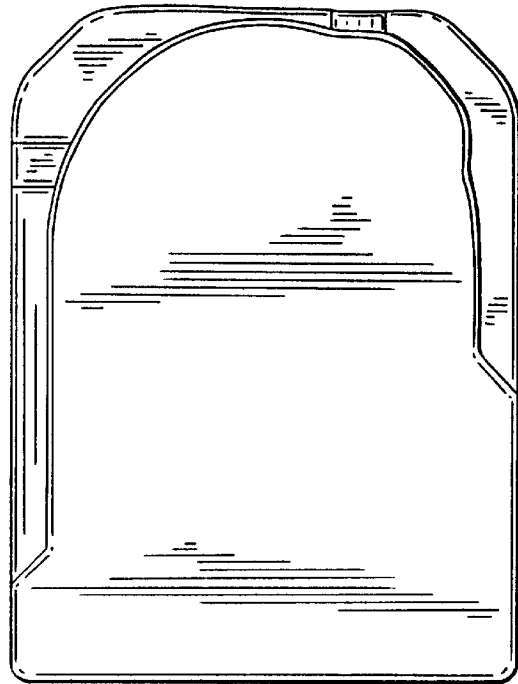


FIG. 6

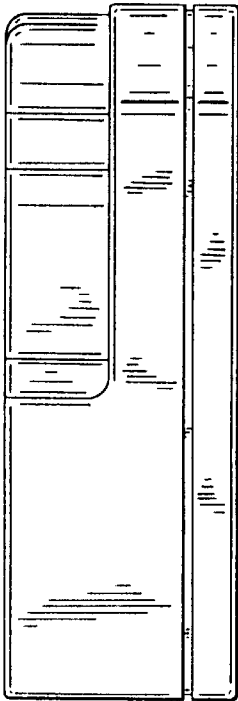


FIG. 7




FIG. 5

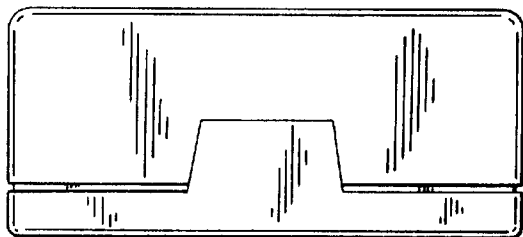


FIG. 8

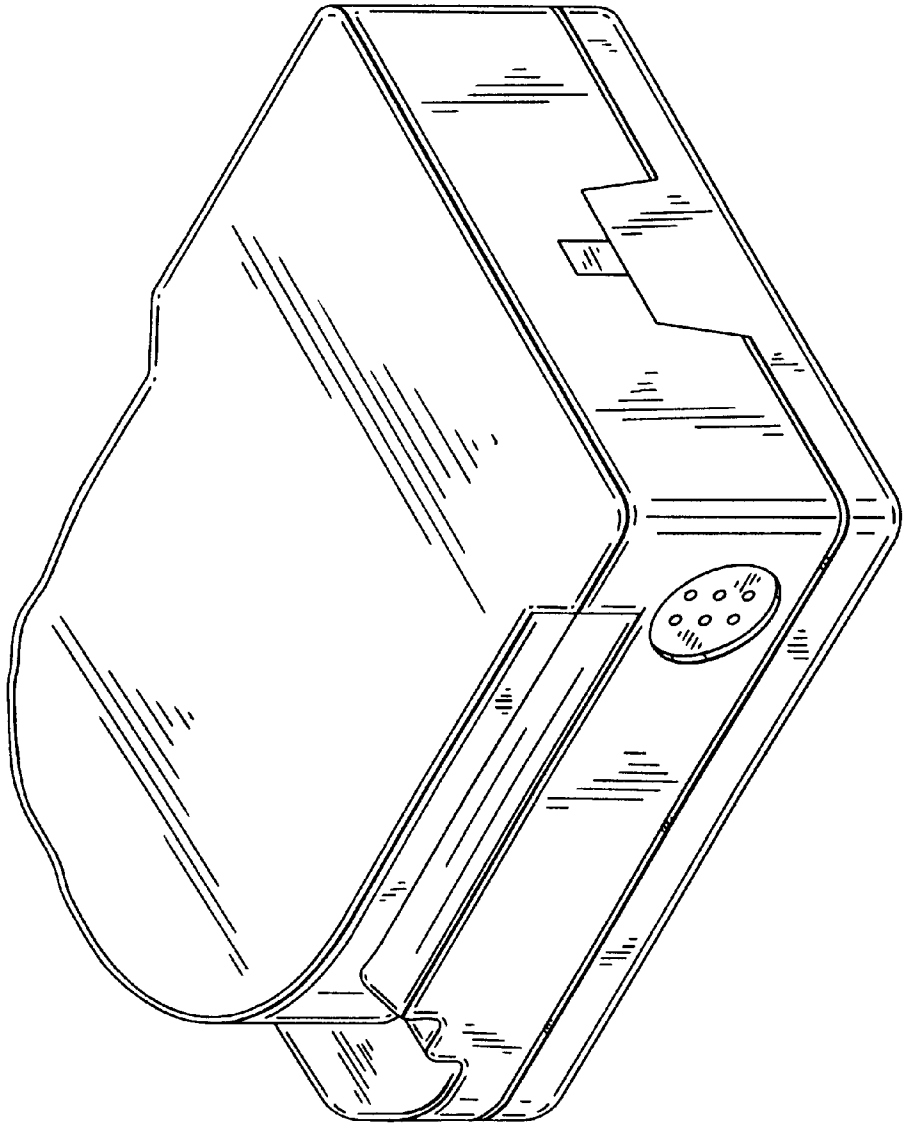


FIG.9

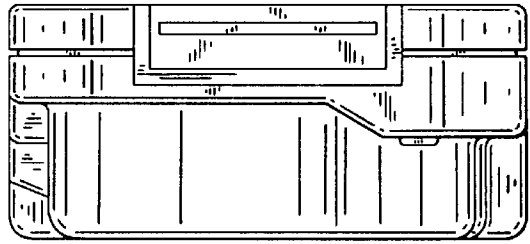


FIG.10

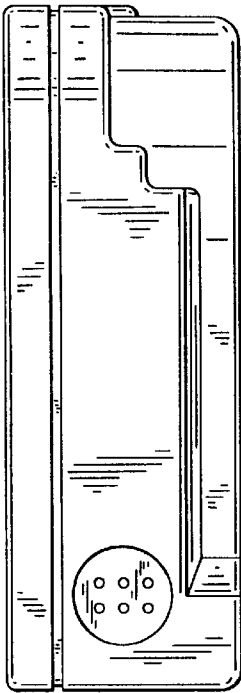


FIG.11




FIG.13

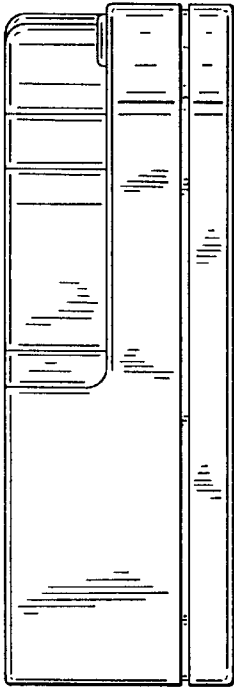


FIG.14




FIG.12

