

(19) World Intellectual Property Organization
International Bureau(43) International Publication Date
1 November 2007 (01.11.2007)

PCT

(10) International Publication Number
WO 2007/124369 A2(51) International Patent Classification: **Not classified****Jonathan** [US/US]; 3820 West Brandon Way, Doylestown, PA 18901-6232 (US).

(21) International Application Number:

PCT/US2007/066985

(74) Agents: **JOHNSON, Philip, S** et al.; Johnson & Johnson, One Johnson & Johnson Plaza, New Brunswick, New Jersey 08933 (US).

(22) International Filing Date: 19 April 2007 (19.04.2007)

(25) Filing Language:

English

(26) Publication Language:

English

(30) Priority Data:

60/793,471

20 April 2006 (20.04.2006) US

(71) Applicants (for all designated States except US): **JANSSEN PHARMACEUTICA N.V.** [US/BE]; Turnhoutseweg 30, B-2340 Beerse (BE). **DESJARLAIS, Renee, L.** [US/US]; 11 Cornwall Circle, Saint Davids, US 19087 (US). **MOLLOY, Christopher, J.** [US/US]; 109 Sweetbriar Ct., Yardley, PA 19067 (US). **MANTHEY, Carl, L.** [US/US]; 616 Comstock Ave., Downingtown, PA 19335 (US). **FLORES, Christopher** [US/US]; 107 Veronica Lane, Lansdale, PA 19446 (US).

(72) Inventors; and

(75) Inventors/Applicants (for US only): **ILLIG, Carl, R.** [US/US]; 25 Jonathan Drive, Phoenixville, Phoenixville, PA 19460 (US). **BALLENTINE, Shelley, K.** [US/US]; 1985 Armstrong Drive, Lansdale, PA 19446 (US). **CHEN, Jingsheng** [CN/US]; 11 Fairwind Lane, Exton, PA 19341 (US). **MEEGALLA, Saneth, K.** [LK/US]; 3822 Highland Drive, Boothwyn, PA 19061 (US). **WALL, Mark, J** [CA/US]; 221 Green Bank Way, Harleysville, PA 19438 (US). **WILSON, Kenneth, J.** [US/US]; 639A S. Orange Street, Media, PA 19063 (US). **RUDOLPH, M.,**

(81) Designated States (unless otherwise indicated, for every kind of national protection available): AE, AG, AL, AM, AT, AU, AZ, BA, BB, BG, BH, BR, BW, BY, BZ, CA, CH, CN, CO, CR, CU, CZ, DE, DK, DM, DZ, EC, EE, EG, ES, FI, GB, GD, GE, GH, GM, GT, HN, HR, HU, ID, IL, IN, IS, JP, KE, KG, KM, KN, KP, KR, KZ, LA, LC, LK, LR, LS, LT, LU, LY, MA, MD, MG, MK, MN, MW, MX, MY, MZ, NA, NG, NI, NO, NZ, OM, PG, PH, PL, PT, RO, RS, RU, SC, SD, SE, SG, SK, SL, SM, SV, SY, TJ, TM, TN, TR, TT, TZ, UA, UG, US, UZ, VC, VN, ZA, ZM, ZW.

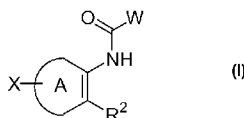
(84) Designated States (unless otherwise indicated, for every kind of regional protection available): ARIPO (BW, GH, GM, KE, LS, MW, MZ, NA, SD, SL, SZ, TZ, UG, ZM, ZW), Eurasian (AM, AZ, BY, KG, KZ, MD, RU, TJ, TM), European (AT, BE, BG, CH, CY, CZ, DE, DK, EE, ES, FI, FR, GB, GR, HU, IE, IS, IT, LT, LU, LV, MC, MT, NL, PL, PT, RO, SE, SI, SK, TR), OAPI (BF, BJ, CF, CG, CI, CM, GA, GN, GQ, GW, ML, MR, NE, SN, TD, TG).

Published:

— without international search report and to be republished upon receipt of that report

For two-letter codes and other abbreviations, refer to the "Guidance Notes on Codes and Abbreviations" appearing at the beginning of each regular issue of the PCT Gazette.

(54) Title: METHOD OF INHIBITING C KIT KINASE



(57) Abstract: A method of reducing or inhibiting kinase activity of C KIT in a cell or a subject, and the use of such compounds for preventing or treating in a subject a cell proliferative disorder and/or disorders related to C KIT using a compound of the present invention: Formula (I), or a solvate, hydrate, tautomer or pharmaceutically acceptable salt thereof. The present invention is further directed to methods for treating conditions such as cancers and other cell proliferative disorders.

TITLE OF THE INVENTION

METHOD OF INHIBITING C-KIT KINASE

5 CROSS-REFERENCE TO RELATED APPLICATIONS

This application claims priority to U.S. Provisional Application for Patent No. 60/793,471, filed April 20, 2006, the entire disclosure of which is hereby incorporated in its entirety.

10

FIELD OF THE INVENTION

The present invention relates to methods of reducing or inhibiting kinase activity of C-KIT in a cell or a subject, and the use of such methods for preventing or treating in
15 a subject a cell proliferative disorder and/or disorders related to C-KIT.

BACKGROUND OF THE INVENTION

Protein kinases are enzymatic components of the signal transduction pathways which
20 catalyze the transfer of the terminal phosphate from ATP to the hydroxy group of tyrosine, serine and/or threonine residues of proteins. Thus, compounds which inhibit protein kinase functions are valuable tools for assessing the physiological consequences of protein kinase activation. The overexpression or inappropriate expression of normal or mutant protein kinases in mammals has been a topic of
25 extensive study and has been demonstrated to play a significant role in the development of many diseases, including diabetes, angiogenesis, psoriasis, restenosis, ocular diseases, schizophrenia, rheumatoid arthritis, atherosclerosis, cardiovascular disease and cancer. The cardiogenic benefits of kinase inhibition has also been studied. In sum, inhibitors of protein kinases have particular utility in the treatment of
30 human and animal disease.

The receptor tyrosine kinase C-KIT and its ligand Stem Cell Factor (SCF) are essential for hematopoiesis, melanogenesis and fertility. SCF acts at multiple levels of

the hemoatpoietic hierarchy to promote cell survival, proliferation, differentiation, adhesion and functional activation. It is of particular importance in the mast cell and erythroid lineages, but also acts on multipotential stem and progenitor cells, megakaryocytes, and a subset of lymphoid progenitors (see, *Int J Biochem Cell Biol.* 1999 Oct;31(10):1037-51). Sporadic mutations of C-KIT as well as autocrine/paracrine activation mechanisms of the SCF/C-KIT pathway have been implicated in a variety of malignancies. Activation of C-KIT contributes to metastases by enhancing tumor growth and reducing apoptosis. Additionally, C-KIT is frequently mutated and activated in gastrointestinal stromal tumors (GISTs), and ligand-mediated activation of C-KIT is present in some lung cancers (see, *Leuk Res.* 2004 May;28 Suppl 1:S11-20). The C-KIT receptor also is expressed on more than 10% of blasts in 64% of de novo acute myelogenous leukemias (AMLs) and 95% of relapsed AMLs. C-kit mediates proliferation and anti-apoptotic effects in AML (see, *Curr Hematol Rep.* 2005 Jan;4(1):51-8).

C-Kit expression has been documented in a wide variety of human malignancies, including mastocytosis, mast cell leukemia, gastrointestinal stromal tumour, sinonasal natural killer/T-cell lymphoma, seminoma, dysgerminoma, thyroid carcinoma; small-cell lung carcinoma, malignant melanoma, adenoid cystic carcinoma, ovarian carcinoma, acute myelogenous leukemia, anaplastic large cell lymphoma, angiosarcoma, endometrial carcinoma, pediatric T-cell ALL, lymphoma, breast carcinoma and prostate carcinoma. See, Heinrich, Michael C. et al. Review Article: Inhibition of KIT Tyrosine Kinase Activity: A Novel Molecular Approach to the Treatment of KIT-Positive Malignancies. *Jouranl of Clinical Oncology*, Vol 20, No 6 (March 15), 2002: pp 1692-1703.

SUMMARY OF THE INVENTION

The present invention provides methods of reducing or inhibiting kinase activity of C-KIT in a cell or a subject, and the use of such methods for preventing or treating in a subject a cell proliferative disorder and/or disorders related to C-KIT.

Other features and advantages of the invention will be apparent from the following detailed description of the invention and from the claims.

5 DETAILED DESCRIPTION OF THE INVENTION

The terms "comprising", "including", and "containing" are used herein in their open, non-limited sense.

10

ABBREVIATIONS

As used herein, the following abbreviations are intended to have the following meanings (additional abbreviations are provided where needed throughout the

15 Specification):

	ATP	adenosine triphosphate
	Boc or BOC	<i>tert</i> -butoxycarbonyl
	DCM	dichloromethane
20	DMF	dimethylformamide
	DMSO	dimethylsulfoxide
	DIEA	diisopropylethylamine
	EDCI	1-(3-dimethylaminopropyl)-3-ethylcarbodiimide hydrochloride
	EDTA	ethylenediaminetetraaceticacid
25	EtOAc	ethyl acetate
	FP	fluorescence polarization
	HOBt or HOBt	1-hydroxybenzotriazole hydrate
	LC/MS (ESI)	Liquid chromatography/mass spectrum (electrospray ionization)
30	MeOH	Methyl alcohol
	NMR	nuclear magnetic resonance
	RT	room temperature
	TFA	trifluoroacetic acid

THF	tetrahydrofuran
TLC	thin layer chromatography

5 DEFINITIONS

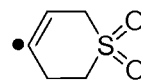
The term “**alkyl**” refers to both linear and branched chain radicals of up to 12 carbon atoms, preferably up to 6 carbon atoms, unless otherwise indicated, and includes, but is not limited to, methyl, ethyl, propyl, isopropyl, butyl, isobutyl, sec-butyl, tert-butyl, 10 pentyl, isopentyl, hexyl, isohexyl, heptyl, octyl, 2,2,4-trimethylpentyl, nonyl, decyl, undecyl and dodecyl.

The term “**hydroxyalkyl**” refers to both linear and branched chain radicals of up to 6 carbon atoms, in which one hydrogen atom has been replaced with an OH group. 15

The term “**hydroxyalkylamino**” refers to an hydroxyalkyl group in which one hydrogen atom from the carbon chain has been replaced with an amino group, wherein the nitrogen is the point of attachment to the rest of the molecule.

20 The term “**cycloalkyl**” refers to a saturated or partially unsaturated ring composed of from 3 to 8 carbon atoms. Up to four alkyl substituents may optionally be present on the ring. Examples include cyclopropyl, 1,1-dimethyl cyclobutyl, 1,2,3-trimethylcyclopentyl, cyclohexyl, cyclopentenyl, cyclohexenyl, and 4,4-dimethyl cyclohexenyl.

25 The term “**dihydrosulfonopyranyl**” refers to the following radical:



The term “**hydroxyalkyl**” refers to at least one hydroxyl group bonded to any carbon atom along an alkyl chain.

30 The term “**aminoalkyl**” refers to at least one primary or secondary amino group bonded to any carbon atom along an alkyl chain, wherein an alkyl group is the point of attachment to the rest of the molecule.

The term “**alkylamino**” refers to an amino with one alkyl substituent, wherein the amino group is the point of attachment to the rest of the molecule.

- 5 The term “**dialkylamino**” refers to an amino with two alkyl substituents, wherein the amino group is the point of attachment to the rest of the molecule.

The term “**heteroaromatic**” or “**heteroaryl**” refers to 5- to 7-membered mono- or 8- to 10-membered bicyclic aromatic ring systems, any ring of which may consist of
10 from one to four heteroatoms selected from N, O or S where the nitrogen and sulfur atoms can exist in any allowed oxidation state. Examples include benzimidazolyl, benzothiazolyl, benzothienyl, benzoxazolyl, furyl, imidazolyl, isothiazolyl, isoxazolyl, oxazolyl, pyrazinyl, pyrazolyl, pyridyl, pyrimidinyl, pyrrolyl, quinolinyl, thiazolyl and thienyl.

15

The term “**heteroatom**” refers to a nitrogen atom, an oxygen atom or a sulfur atom wherein the nitrogen and sulfur atoms can exist in any allowed oxidation states.

The term “**alkoxy**” refers to straight or branched chain radicals of up to 12 carbon
20 atoms, unless otherwise indicated, bonded to an oxygen atom. Examples include methoxy, ethoxy, propoxy, isopropoxy and butoxy.

The term “**aryl**” refers to monocyclic or bicyclic aromatic ring systems containing from 6 to 12 carbons in the ring. Alkyl substituents may optionally be present on the
25 ring. Examples include benzene, biphenyl and naphthalene.

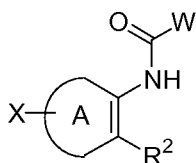
The term “**aralkyl**” refers to a C₁₋₆ alkyl group containing an aryl substituent. Examples include benzyl, phenylethyl or 2-naphthylmethyl.

- 30 The term “**sulfonyl**” refers to the group $-S(O)_2R_a$, where R_a is hydrogen, alkyl, cycloalkyl, haloalkyl, aryl, aralkyl, heteroaryl and heteroaralkyl. A “sulfonylating agent” adds the $-S(O)_2R_a$ group to a molecule.

FORMULA I

The present invention comprises methods of using the compounds of Formula I

5 (referred to herein as “the compounds of the present invention”):



I

or a solvate, hydrate, tautomer or pharmaceutically acceptable salt thereof, wherein:

A is

10 phenyl or pyridyl, either of which may be substituted with one of chloro, fluoro, methyl, -N₃, -NH₂, -NH(alkyl), -N(alkyl)₂, -S(alkyl), -O(alkyl), or 4-aminophenyl;

W is

15 pyrrolyl (including 1*H*-pyrrol-2-yl), imidazolyl, (including 1*H*-imidazol-2-yl), isoxazolyl, oxazolyl, 1,2,4 triazolyl, or furanyl (including furan-2-yl), any of which may be connected through any carbon atom, wherein the pyrrolyl, imidazolyl, isoxazolyl, oxazolyl, 1,2,4 triazolyl, or furanyl may contain one -Cl, -CN, -NO₂, -OMe, or -CF₃ substitution, connected to any other carbon;

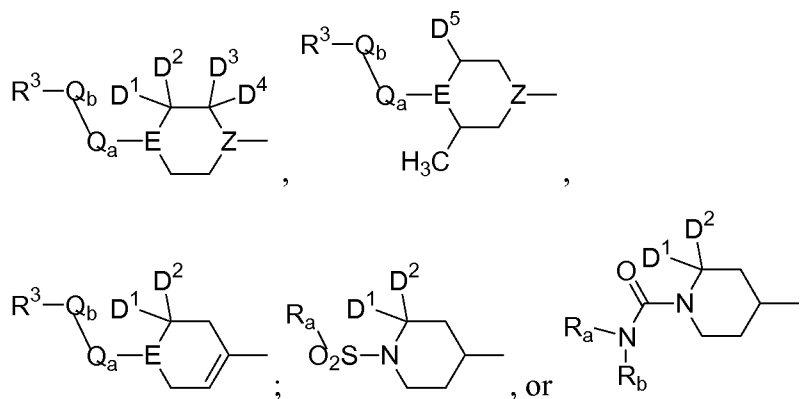
20

R² is

cycloalkyl (including cyclohexenyl, cyclopentenyl), thiophenyl, dihydrosulfonopyranyl, phenyl, furanyl, tetrahydropyridyl, or dihydropyranyl, any of which may be independently substituted with one or two of each of the following: chloro, fluoro, and C₍₁₋₃₎alkyl (including 4,4-dimethyl cyclohexenyl, 4-methyl cyclohexenyl, 2-methyl thiophenyl, 3-methyl thiophenyl), with the proviso that tetrahydropyridyl is connected to the ring A through a carbon-carbon bond;

25

X is



Z is

CH or N;

D¹ and **D²** are

each hydrogen or taken together form a double bond to an oxygen;

D³ and **D⁴** are

each hydrogen or taken together form a double bond to an oxygen;

D⁵ is

hydrogen or -CH₃, wherein said -CH₃ may be relatively oriented *syn* or *anti*;

R_a and **R_b** are independently

hydrogen, cycloalkyl, haloalkyl, aryl, aralkyl, heteroaryl, or heteroaralkyl;

E is

N, S, O, SO or SO₂, with the proviso that E may not be N if the following three conditions are simultaneously met: Q_a is absent, Q_b is absent, and R³ is an amino group or cyclic amino radical wherein the point of attachment to E is N;

Q_a is

absent, -CH₂-, -CH₂CH₂-, or C(O);

Q_b is

absent, -NH-, -CH₂-, -CH₂CH₂-, or C(O), with the proviso that Q_b may not be C(O) if Q_a is C(O), and further provided that Q_b may not be –
 5 NH- if E is N and Q_a is absent, further provided that Q_b may not be –
 NH- if R³ is an amino group or cyclic amino radical wherein the point of attachment to Q_b is N;

R³ is

10 hydrogen, phenyl, hydroxyalkylamino (including 2-hydroxy ethylamino), (hydroxyalkyl)₂amino, hydroxyalkyl(alkyl)amino (including 1-hydroxyeth-2-yl(methyl)amino), alkylamino (including methylamino), aminoalkyl (including 2-amino isopropyl), dihydroxyalkyl (including 1,3-dihydroxy isopropyl, 1,2-dihydroxy
 15 ethyl), alkoxy (including methoxy), dialkylamino (including dimethylamino), hydroxyalkyl (including 1-hydroxy eth-2-yl), -COOH, -CONH₂, -CN, -SO₂-alkyl-R⁴ (including -SO₂CH₃), -NH₂, or a 5 or six membered ring which contains at least one heteroatom *N* and may optionally contain an additional heteromoiety selected from *S*,
 20 SO₂, *N*, and *O*, and the 5 or 6 membered ring may be saturated, partially unsaturated or aromatic (including piperidinyl, morpholinyl, imidazolyl, and pyridyl) wherein aromatic nitrogen in the 5 or 6 membered ring may be present as *N*-oxide (including pyridyl *N*-oxide), and the 5 or 6 membered ring may be optionally substituted with
 25 methyl, halogen, alkylamino, or alkoxy (including 1 methyl imidazolyl); R³ may also be absent, with the proviso that R³ is not absent when E is nitrogen;

R⁴ is

30 hydrogen, -OH, alkoxy, carboxy, carboxamido, or carbamoyl.

EMBODIMENTS

Embodiments of the present invention include a compound of Formula I wherein:

- a) A is
5 phenyl or pyridyl, either of which may be substituted with one of chloro, fluoro, methyl, -N₃, -NH₂, -NH(alkyl), -N(alkyl)₂, -S(alkyl), -O(alkyl), or 4-aminophenyl;
- b) A is
10 phenyl ;
- c) W is
15 pyrrolyl (including 1*H*-pyrrol-2-yl), imidazolyl, (including 1*H*-imidazol-2-yl), isoxazolyl, oxazolyl, 1,2,4 triazolyl, or furanyl (including furan-2-yl), any of which may be connected through any carbon atom, wherein the pyrrolyl, imidazolyl, isoxazolyl, oxazolyl, 1,2,4 triazolyl, or furanyl may contain one - Cl, -CN, -NO₂, -OMe, or -CF₃ substitution, connected to any other carbon;
- d) W is
 furan-2-yl, 1*H*-pyrrol-2-yl, or 1*H*-imidazol-2-yl, any of which may be substituted at the 4 or 5 carbons with -CN;
- 20 e) W is
 3*H*-2-imidazolyl-4-carbonitrile or 5-cyano-1*H*-pyrrol-2-yl;
- f) W is
 3*H*-2-imidazolyl-4-carbonitrile;
- g) R² is
25 cycloalkyl (including cyclohexenyl, cyclopentenyl), thiophenyl, dihydrosulfonopyranyl, phenyl, furanyl, tetrahydropyridyl, or dihydropyranyl, any of which may be independently substituted with one or two of each of the following: chloro, fluoro, and C₍₁₋₃₎alkyl (including 4,4-dimethyl cyclohexenyl, 4-methyl cyclohexenyl, 2-methyl thiophenyl, 3-methyl
30 thiophenyl), with the proviso that tetrahydropyridyl is connected to the ring A through a carbon-carbon bond;
- h) R² is

cycloalkyl (including cyclohexenyl, cyclopentenyl), which may substituted with one or two C₍₁₋₃₎alkyl (including 4,4-dimethyl cyclohexenyl, 4-methyl cyclohexenyl);

i) R² is

5 cyclohexenyl, which may substituted with one or two C₍₁₋₃₎alkyl:

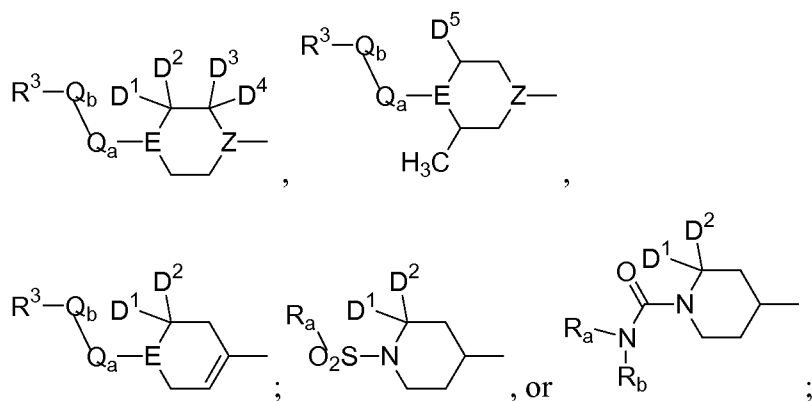
j) R² is

cyclohexenyl, 4,4-dimethyl cyclohexenyl, or 4-methyl cyclohexenyl;

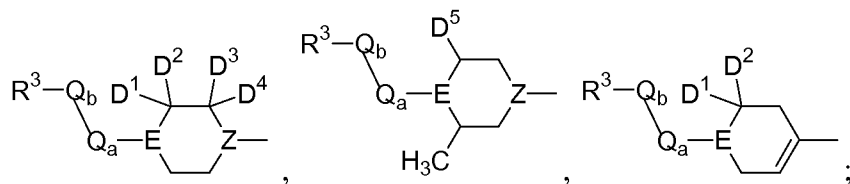
k) R² is

cyclohexenyl;

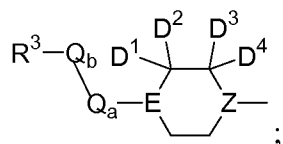
10 l) X is



m) X is



15 n) X is



o) Z is

CH or N;

p) Z is

20 CH;

q) D¹ and D² are

each hydrogen or taken together form a double bond to an oxygen;

r) D¹ and D² are

- each hydrogen;
- s) D^3 and D^4 are
- each hydrogen or taken together form a double bond to an oxygen;
- t) D^3 and D^4 are
- 5 each hydrogen;
- u) D^5 is
- hydrogen or $-CH_3$, wherein said $-CH_3$ may be relatively oriented *syn* or *anti*;
- 10 v) R_a and R_b are independently
- hydrogen, cycloalkyl, haloalkyl, aryl, aralkyl, heteroaryl, or heteroaralkyl;
- w) E is
- N, S, O, SO or SO_2 , with the proviso that E may not be N if the following
- three conditions are simultaneously met: Q_a is absent, Q_b is absent, and R^3 is
- 15 an amino group or cyclic amino radical wherein the point of attachment to E is
- N;
- x) E is
- N, with the proviso that E may not be N if the following three conditions are
- simultaneously met: Q_a is absent, Q_b is absent, and R^3 is an amino group or
- 20 cyclic amino radical wherein the point of attachment to E is N;
- y) Q_a is
- absent, $-CH_2-$, $-CH_2CH_2-$, or $C(O)$;
- z) Q_a is
- absent, $-CH_2CH_2-$, or $C(O)$;
- 25 aa) Q_a is
- absent, or $C(O)$;
- bb) Q_a is
- $C(O)$;
- cc) Q_b is
- 30 absent, $-NH-$, $-CH_2-$, $-CH_2CH_2-$, or $C(O)$, with the proviso that Q_b may not be
- $C(O)$ if Q_a is $C(O)$, and further provided that Q_b may not be $-NH-$ if E is N
- and Q_a is absent, further provided that Q_b may not be $-NH-$ if R^3 is an amino
- group or cyclic amino radical wherein the point of attachment to Q_b is N;
- dd) Q_b is

absent, $-\text{CH}_2\text{CH}_2-$, or $\text{C}(\text{O})$, with the proviso that Q_b may not be $\text{C}(\text{O})$ if Q_a is $\text{C}(\text{O})$;

ee) Q_b is

absent, or $\text{C}(\text{O})$, with the proviso that Q_b may not be $\text{C}(\text{O})$ if Q_a is $\text{C}(\text{O})$;

5 ff) R^3 is

hydrogen, phenyl, hydroxyalkylamino (including 2-hydroxy ethylamino),
(hydroxyalkyl)₂amino, hydroxyalkyl(alkyl)amino (including 1-hydroxyeth-2-
yl(methyl)amino), alkylamino (including methylamino), aminoalkyl
(including 2-amino isopropyl), dihydroxyalkyl (including 1,3-dihydroxy
10 isopropyl, 1,2-dihydroxy ethyl), alkoxy (including methoxy), dialkylamino
(including dimethylamino), hydroxyalkyl (including 1-hydroxy eth-2-yl), -
 COOH , $-\text{CONH}_2$, $-\text{CN}$, $-\text{SO}_2\text{-alkyl-R}^4$ (including $-\text{SO}_2\text{CH}_3$), $-\text{NH}_2$, or a 5 or
six membered ring which contains at least one heteroatom *N* and may
optionally contain an additional heteromoiety selected from *S*, SO_2 , *N*, and *O*,
15 and the 5 or 6 membered ring may be saturated, partially unsaturated or
aromatic (including piperidinyl, morpholinyl, imidazolyl, and pyridyl) wherein
aromatic nitrogen in the 5 or 6 membered ring may be present as *N*-oxide
(including pyridyl *N*-oxide), and the 5 or 6 membered ring may be optionally
substituted with methyl, halogen, alkylamino, or alkoxy (including 1 methyl
20 imidazolyl); R^3 may also be absent, with the proviso that R^3 is not absent
when *E* is nitrogen;

gg) R^3 is

hydrogen, phenyl, 2-hydroxy ethylamino, 1-hydroxyeth-2-yl(methyl)amino,
methylamino, 2-amino isopropyl, 1,3-dihydroxy isopropyl, 1,2-dihydroxy
25 ethyl, methoxy, dimethylamino, 1-hydroxy eth-2-yl, $-\text{COOH}$, $-\text{CONH}_2$, $-\text{CN}$, -
 SO_2 -, $-\text{SO}_2\text{CH}_3$), $-\text{NH}_2$, piperidinyl, morpholinyl, imidazolyl, pyridyl, pyridyl
N-oxide), or 1 methyl imidazolyl;

hh) R^3 is

alkylamino (including methylamino), dialkylamino (including
30 dimethylamino), or $-\text{SO}_2\text{-alkyl-R}^4$ (including $-\text{SO}_2\text{CH}_3$);

ii) R^3 is

methylamino, dimethylamino, or $-\text{SO}_2\text{CH}_3$;

jj) R^3 is

dimethylamino;

kk) R^4 is

hydrogen, -OH, alkoxy, carboxy, carboxamido, or carbamoyl; and

5 ll) R^4 is

hydrogen;

and all combinations of a) to ll), inclusive, herein above.

10 Other preferred embodiments of Formula I are those wherein:

A is

phenyl or pyridyl, either of which may be substituted with one of chloro, fluoro, methyl, -N₃, -NH₂, -NH(alkyl), -N(alkyl)₂, -S(alkyl), -O(alkyl), or 4-aminophenyl;

15

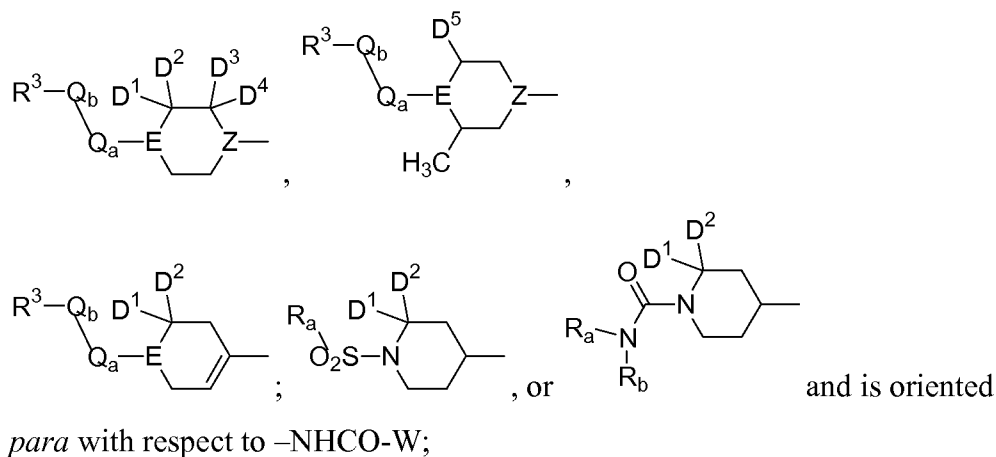
W is

pyrrolyl, imidazolyl, isoxazolyl, oxazolyl, 1,2,4 triazolyl, or furanyl, any of which may be connected through any carbon atom, wherein the pyrrolyl, imidazolyl, isoxazolyl, oxazolyl, 1,2,4 triazolyl, or furanyl may contain one -
20 Cl, -CN, -NO₂, -OMe, or -CF₃ substitution, connected to any other carbon;

R^2 is

cycloalkyl, thiophenyl, dihydrosulfonopyranyl, phenyl, furanyl, tetrahydropyridyl, or dihydropyranyl, any of which may be independently
25 substituted with one or two of each of the following: chloro, fluoro, and C₍₁₋₃₎alkyl, with the proviso that tetrahydropyridyl is connected to the ring A through a carbon-carbon bond;

X is



5 Z is

CH or N;

D^1 and D^2 are

each hydrogen or taken together form a double bond to an oxygen;

10

D^3 and D^4 are

each hydrogen or taken together form a double bond to an oxygen;

D^5 is

15 hydrogen or -CH_3 , wherein said -CH_3 may be relatively oriented *syn* or *anti*;

R_a and R_b are independently

hydrogen, cycloalkyl, haloalkyl, aryl, aralkyl, heteroaryl, or
20 heteroaralkyl;

E is

N, S, O, SO or SO_2 , with the proviso that E may not be N if the
following three conditions are simultaneously met: Q_a is absent, Q_b is
25 absent, and R^3 is an amino group or cyclic amino radical wherein the
point of attachment to E is N;

Q_a is

absent, $\text{-CH}_2\text{-}$, $\text{-CH}_2\text{CH}_2\text{-}$, or C(O) ;

Q_b is

absent, -NH-, -CH₂-, -CH₂CH₂-, or C(O), with the proviso that Q_b may not be C(O) if Q_a is C(O), and further provided that Q_b may not be -NH- if E is N and Q_a is absent, further provided that Q_b may not be -NH- if R^3 is an amino group or cyclic amino radical wherein the point of attachment to Q_b is N;

R^3 is

hydrogen, hydroxyalkylamino, (hydroxyalkyl)₂amino, alkylamino, aminoalkyl, dihydroxyalkyl, alkoxy, dialkylamino, hydroxyalkyl, -COOH, -CONH₂, -CN, -SO₂-alkyl- R^4 , -NH₂, or a 5 or six membered ring which contains at least one heteroatom *N* and may optionally contain an additional heteromoiety selected from *S*, SO₂, *N*, and *O*, and the 5 or 6 membered ring may be saturated, partially unsaturated or aromatic, wherein aromatic nitrogen in the 5 or 6 membered ring may be present as *N*-oxide, and the 5 or 6 membered ring may be optionally substituted with methyl, halogen, alkylamino, or alkoxy; R^3 may also be absent, with the proviso that R^3 is not absent when E is nitrogen;

R^4 is

hydrogen, -OH, alkoxy, carboxy, carboxamido, or carbamoyl.

Other preferred embodiments of Formula I are those wherein:

A is

phenyl or pyridyl;

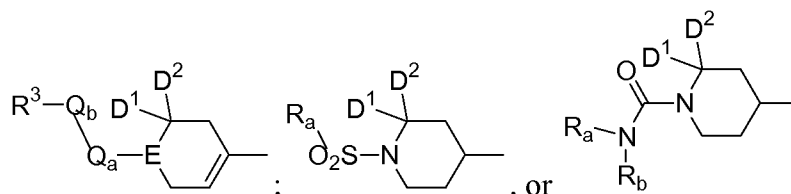
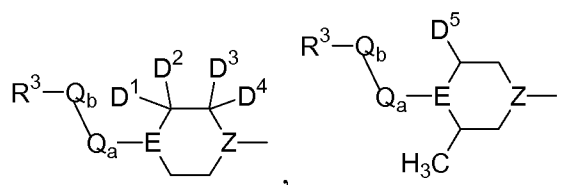
W is

pyrrolyl, imidazolyl, isoxazolyl, oxazolyl, 1,2,4 triazolyl, or furanyl, any of which may be connected through any carbon atom, wherein the pyrrolyl, imidazolyl, isoxazolyl, oxazolyl, 1,2,4 triazolyl, or furanyl may contain one -Cl, -CN, -NO₂, -OMe, or -CF₃ substitution, connected to any other carbon;

R^2 is

cycloalkyl, thiophenyl, dihydrosulfonopyranyl, phenyl, furanyl,
tetrahydropyridyl, or dihydropyranyl, any of which may be independently
substituted with one or two of each of the following: chloro, fluoro, and $C_{(1-3)}$ alkyl, with the proviso that tetrahydropyridyl is connected to the ring A
through a carbon-carbon bond;

X is



and is oriented

para with respect to $-NHCO-W$;

Z is

CH or N;

D^1 and D^2 are

each hydrogen or taken together form a double bond to an oxygen;

D^3 and D^4 are

each hydrogen or taken together form a double bond to an oxygen;

D^5 is

hydrogen or $-CH_3$, wherein said $-CH_3$ may be relatively oriented *syn* or *anti*;

R_a and R_b are independently

hydrogen, cycloalkyl, haloalkyl, aryl, aralkyl, heteroaryl, or
heteroaralkyl;

E is

N, S, O, SO or SO₂, with the proviso that E may not be N if the following three conditions are simultaneously met: Q_a is absent, Q_b is absent, and R³ is an amino group or cyclic amino radical wherein the point of attachment to E is N;

Q_a is

absent, -CH₂-, -CH₂CH₂-, or C(O);

Q_b is

absent, -NH-, -CH₂-, -CH₂CH₂-, or C(O), with the proviso that Q_b may not be C(O) if Q_a is C(O), and further provided that Q_b may not be -NH- if E is N and Q_a is absent, further provided that Q_b may not be -NH- if R³ is an amino group or cyclic amino radical wherein the point of attachment to Q_b is N;

R³ is

hydrogen, hydroxyalkylamino, (hydroxyalkyl)₂amino, alkylamino, aminoalkyl, dihydroxyalkyl, alkoxy, dialkylamino, hydroxyalkyl, -COOH, -CONH₂, -CN, -SO₂-alkyl-R⁴, -NH₂, or a 5 or six membered ring which contains at least one heteroatom *N* and may optionally contain an additional heteromoiety selected from *S*, SO₂, *N*, and *O*, and the 5 or 6 membered ring may be saturated, partially unsaturated or aromatic, wherein aromatic nitrogen in the 5 or 6 membered ring may be present as *N*-oxide, and the 5 or 6 membered ring may be optionally substituted with methyl, halogen, alkylamino, or alkoxy; R³ may also be absent, with the proviso that R³ is not absent when E is nitrogen;

R⁴ is

hydrogen, -OH, alkoxy, carboxy, carboxamido, or carbamoyl.

Other preferred embodiments of Formula I are those wherein:

A is

phenyl or pyridyl;

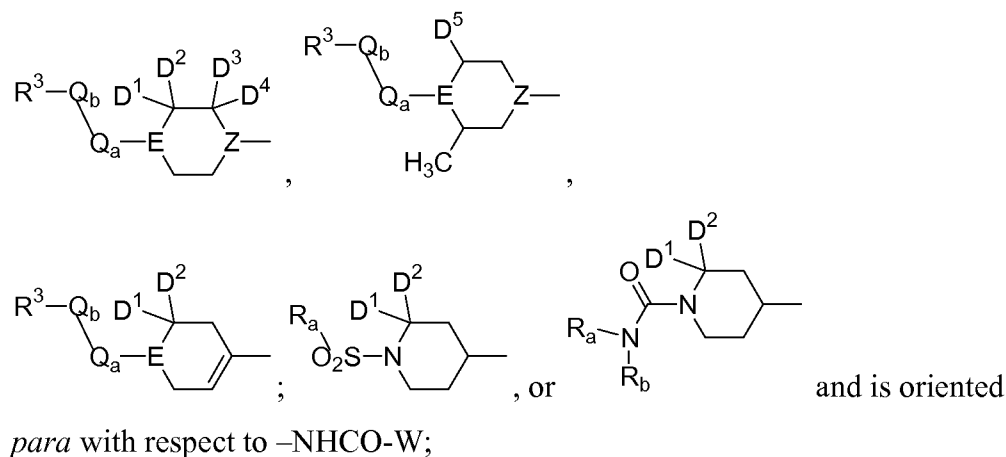
5 W is

3*H*-2-imidazolyl-4-carbonitrile;

R^2 is

cycloalkyl, thiophenyl, dihydrosulfonopyranyl, phenyl, furanyl,
 10 tetrahydropyridyl, or dihydropyranyl, any of which may be independently substituted with one or two of each of the following: chloro, fluoro, and $C_{(1-3)}$ alkyl, with the proviso that tetrahydropyridyl is connected to the ring A through a carbon-carbon bond;

15 X is



20

Z is

CH or N;

D^1 and D^2 are

each hydrogen or taken together form a double bond to an oxygen;

25

D^3 and D^4 are

each hydrogen or taken together form a double bond to an oxygen;

D⁵ is
hydrogen or -CH₃, wherein said -CH₃ may be relatively oriented *syn* or
anti;

5

R_a and R_b are independently
hydrogen, cycloalkyl, haloalkyl, aryl, aralkyl, heteroaryl, or
heteroaralkyl;

10

E is
N, S, O, SO or SO₂, with the proviso that E may not be N if the
following three conditions are simultaneously met: Q_a is absent, Q_b is
absent, and R³ is an amino group or cyclic amino radical wherein the
point of attachment to E is N;

15

Q_a is
absent, -CH₂-, -CH₂CH₂-, or C(O);

Q_b is
absent, -NH-, -CH₂-, -CH₂CH₂-, or C(O), with the proviso that Q_b may
not be C(O) if Q_a is C(O), and further provided that Q_b may not be -
NH- if E is N and Q_a is absent, further provided that Q_b may not be -
NH- if R³ is an amino group or cyclic amino radical wherein the point
of attachment to Q_b is N;

20

R³ is

hydrogen, hydroxyalkylamino, (hydroxyalkyl)₂amino, alkylamino,
aminoalkyl, dihydroxyalkyl, alkoxy, dialkylamino, hydroxyalkyl, -
COOH, -CONH₂, -CN, -SO₂-alkyl-R⁴, -NH₂, or a 5 or six membered
ring which contains at least one heteroatom *N* and may optionally
contain an additional heteromoiety selected from *S*, SO₂, *N*, and *O*, and
the 5 or 6 membered ring may be saturated, partially unsaturated or
aromatic, wherein aromatic nitrogen in the 5 or 6 membered ring may

25

30

be present as *N*-oxide, and the 5 or 6 membered ring may be optionally substituted with methyl, halogen, alkylamino, or alkoxy; R^3 may also be absent, with the proviso that R^3 is not absent when E is nitrogen;

R^4 is

5

hydrogen, -OH, alkoxy, carboxy, carboxamido, or carbamoyl.

Other preferred embodiments of Formula I are those wherein:

10 A is

phenyl or pyridyl;

W is

3*H*-2-imidazolyl-4-carbonitrile;

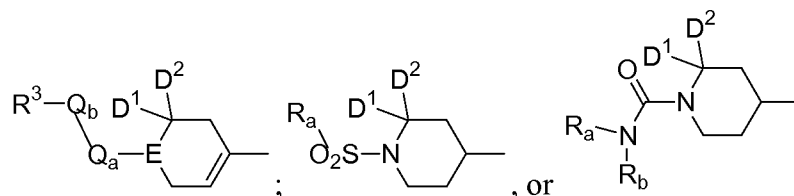
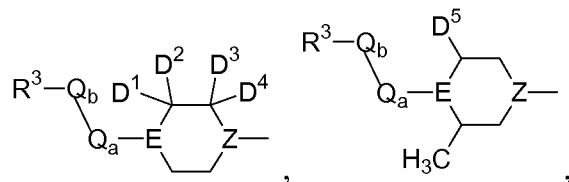
15

R^2 is

cyclohexenyl which may be substituted with one or two methyl groups;

X is

20



para with respect to -NHCO-W;

Z is

25

CH or N;

D^1 and D^2 are

each hydrogen or taken together form a double bond to an oxygen;

D³ and D⁴ are

each hydrogen or taken together form a double bond to an oxygen;

5 D⁵ is

hydrogen or -CH₃, wherein said -CH₃ may be relatively oriented *syn* or *anti*;

R_a and R_b are independently

10 hydrogen, cycloalkyl, haloalkyl, aryl, aralkyl, heteroaryl, or heteroaralkyl;

E is

15 N, S, O, SO or SO₂, with the proviso that E may not be N if the following three conditions are simultaneously met: Q_a is absent, Q_b is absent, and R³ is an amino group or cyclic amino radical wherein the point of attachment to E is N;

Q_a is

20 absent, -CH₂-, -CH₂CH₂-, or C(O);

Q_b is

25 absent, -NH-, -CH₂-, -CH₂CH₂-, or C(O), with the proviso that Q_b may not be C(O) if Q_a is C(O), and further provided that Q_b may not be -NH- if E is N and Q_a is absent, further provided that Q_b may not be -NH- if R³ is an amino group or cyclic amino radical wherein the point of attachment to Q_b is N;

R³ is

30 hydrogen, hydroxyalkylamino, (hydroxyalkyl)₂amino, alkylamino, aminoalkyl, dihydroxyalkyl, alkoxy, dialkylamino, hydroxyalkyl, -COOH, -CONH₂, -CN, -SO₂-alkyl-R⁴, -NH₂, or a 5 or six membered ring which contains at least one heteroatom N and may optionally contain an additional heteromoiety selected from S, SO₂, N, and O, and

the 5 or 6 membered ring may be saturated, partially unsaturated or aromatic, wherein aromatic nitrogen in the 5 or 6 membered ring may be present as *N*-oxide, and the 5 or 6 membered ring may be optionally substituted with methyl, halogen, alkylamino, or alkoxy; R³ may also be absent, with the proviso that R³ is not absent when E is nitrogen;

 \mathbb{R}^4 is

hydrogen, -OH, alkoxy, carboxy, carboxamido, or carbamoyl.

10 Other preferred embodiments of Formula I are those wherein:

A is

phenyl or pyridyl;

15 W is

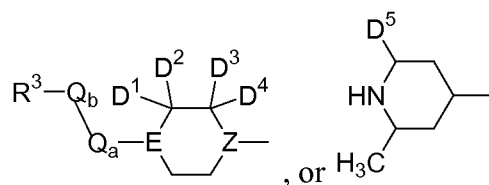
3*H*-2-imidazolyl-4-carbonitrile;

 \mathbb{R}^2 is

cyclohexenyl which may be substituted with one or two methyl groups;

20

X is



and is oriented *para* with respect to $-$

NHCO-W;

25

Z is

CH;

D^1 and D^2 are

each hydrogen;

30

D^3 and D^4 are

each hydrogen;

D⁵ is

-CH₃, wherein said -CH₃ may be relatively oriented *syn* or *anti*;

E is

N;

Q_a is

absent, -CH₂-, -CH₂CH₂-, or C(O);

Q_b is

absent, -CH₂-, -CH₂CH₂-, or C(O), with the proviso that Q_b may not be C(O) if Q_a is C(O), further provided that Q_b may not be -NH- if R³ is an amino group or cyclic amino radical wherein the point of attachment to Q_b is N;

R³ is

hydrogen, hydroxyalkylamino, (hydroxyalkyl)₂amino, alkylamino, aminoalkyl, dihydroxyalkyl, alkoxy, dialkylamino, hydroxyalkyl, -COOH, -CONH₂, -CN, -SO₂-CH₃, -NH₂, pyridyl, pyridyl-N-oxide, or morpholinyl.

Other preferred embodiments of Formula I are those wherein:

A is

phenyl or pyridyl;

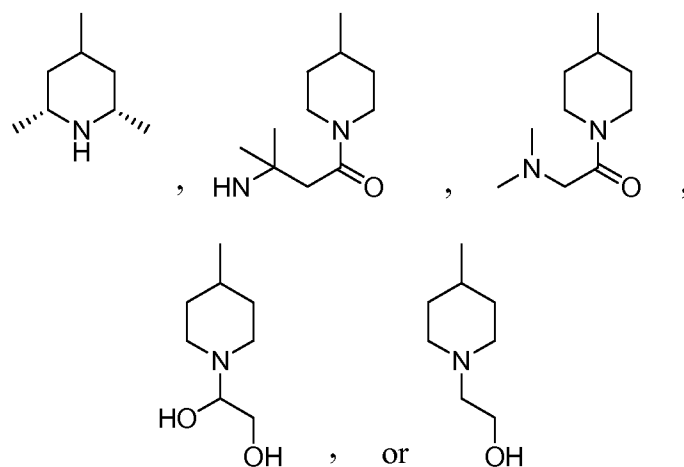
W is

3*H*-2-imidazolyl-4-carbonitrile;

R² is

cyclohexenyl which may be substituted with one or two methyl groups;

X is



respect to -NHCO-W . and is oriented *para* with

Examples of compounds of Formula I include:

5

5-cyano-furan-2-carboxylic acid [4-(4-methyl-piperazin-1-yl)-2-(3-methyl-thiophen-2-yl)-phenyl]-amide, and

10

5-cyano-furan-2-carboxylic acid [4-(4-methyl-piperazin-1-yl)-2-(2-methyl-thiophen-3-yl)-phenyl]-amide,

and solvates, hydrates, tautomers and pharmaceutically acceptable salts thereof.

Additional examples of compounds of Formula I include:

15

4-cyano-1H-imidazole-2-carboxylic acid [4-(1-acetyl-piperidin-4-yl)-2-(1,2,5,6-tetrahydro-pyridin-3-yl)-phenyl]-amide,

20

4-cyano-1H-imidazole-2-carboxylic acid [2-cyclohex-1-enyl-4-(1,1-dioxo-hexahydro-1 λ^6 -thiopyran-4-yl)-phenyl]-amide,

5-cyano-furan-2-carboxylic acid [2-cyclohex-1-enyl-4-(4-methyl-piperazin-1-yl)-phenyl]-amide,

5-cyano-furan-2-carboxylic acid [2-(3,6-dihydro-2H-pyran-4-yl)-4-(4-methyl-piperazin-1-yl)-phenyl]-amide,

4-cyano-1H-imidazole-2-carboxylic acid [2-(1,1-dioxo-1,2,3,6-tetrahydro-1 λ^6 -thiopyran-4-yl)-4-piperidin-4-yl-phenyl]-amide,

4-cyano-1H-imidazole-2-carboxylic acid [4-(1-acetyl-piperidin-4-yl)-2-(1,1-dioxo-1,2,3,6-tetrahydro-1 λ^6 -thiopyran-4-yl)-phenyl]-amide,

10 5-cyano-furan-2-carboxylic acid [2'-methyl-5-(4-methyl-piperazin-1-yl)-biphenyl-2-yl]-amide, and

5-cyano-furan-2-carboxylic acid [2'-fluoro-5-(4-methyl-piperazin-1-yl)-biphenyl-2-yl]-amide,

15

and solvates, hydrates, tautomers and pharmaceutically acceptable salts thereof.

Further examples of compounds of Formula I are:

20 (4-{4-[(4-cyano-1H-imidazole-2-carbonyl)-amino]-3-cyclohex-1-enyl-phenyl}-piperidin-1-yl)-acetic acid,

4-cyano-1H-imidazole-2-carboxylic acid [4-(1-carbamoylmethyl-piperidin-4-yl)-2-cyclohex-1-enyl-phenyl]-amide,

25

4-cyano-1H-imidazole-2-carboxylic acid [2-(4-methyl-cyclohex-1-enyl)-4-piperidin-4-yl-phenyl]-amide,

4-cyano-1H-imidazole-2-carboxylic acid {2-cyclohex-1-enyl-4-[1-(2-hydroxy-ethyl)-piperidin-4-yl]-phenyl}-amide,

30

4-cyano-1H-imidazole-2-carboxylic acid [2-(4-methyl-cyclohex-1-enyl)-4-(1-pyridin-2-ylmethyl-piperidin-4-yl)-phenyl]-amide,

4-cyano-1H-imidazole-2-carboxylic acid {2-cyclohex-1-enyl-4-[1-(2-hydroxy-1-hydroxymethyl-ethyl)-piperidin-4-yl]-phenyl}-amide,

- 5 4-cyano-1H-imidazole-2-carboxylic acid {4-[1-(2-cyano-ethyl)-piperidin-4-yl]-2-cyclohex-1-enyl-phenyl}-amide,

4-cyano-1H-imidazole-2-carboxylic acid {2-cyclohex-1-enyl-4-[1-(2-morpholin-4-yl-ethyl)-piperidin-4-yl]-phenyl}-amide,

10

4-cyano-1H-imidazole-2-carboxylic acid (2-cyclohex-1-enyl-4-piperidin-4-yl-phenyl)-amide,

- 15 4-cyano-1H-imidazole-2-carboxylic acid {2-cyclohex-1-enyl-4-[1-(2-methanesulfonyl-ethyl)-piperidin-4-yl]-phenyl}-amide,

4-cyano-1H-imidazole-2-carboxylic acid [2-cyclohex-1-enyl-4-(1-pyridin-2-ylmethyl-piperidin-4-yl)-phenyl]-amide,

- 20 4-cyano-1H-imidazole-2-carboxylic acid {2-cyclopent-1-enyl-4-[1-(1-methyl-1H-imidazol-2-ylmethyl)-piperidin-4-yl]-phenyl}-amide,

4-cyano-1H-imidazole-2-carboxylic acid (2-cyclopent-1-enyl-4-piperidin-4-yl-phenyl)-amide,

25

4-cyano-1H-pyrrole-2-carboxylic acid (2-cyclohex-1-enyl-4-piperidin-4-yl-phenyl)-amide,

- 30 4-cyano-1H-imidazole-2-carboxylic acid [2-cyclohex-1-enyl-4-(3,4,5,6-tetrahydro-2H-[1,2']bipyridinyl-4-yl)-phenyl]-amide, and

4-cyano-1H-pyrrole-2-carboxylic acid [4-(1-acetyl-piperidin-4-yl)-2-cyclohex-1-enyl-phenyl]-amide,

and solvates, hydrates, tautomers and pharmaceutically acceptable salts thereof.

Other examples of compounds of Formula I are:

5

4-cyano-1H-imidazole-2-carboxylic acid {2-cyclohex-1-enyl-4-[1-(1-oxy-pyridine-3-carbonyl)-piperidin-4-yl]-phenyl}-amide,

10

4-cyano-1H-imidazole-2-carboxylic acid {2-cyclohex-1-enyl-4-[1-(1-oxy-pyridine-4-carbonyl)-piperidin-4-yl]-phenyl}-amide,

4-cyano-1H-imidazole-2-carboxylic acid {2-cyclohex-1-enyl-4-[1-(3-morpholin-4-yl-propionyl)-piperidin-4-yl]-phenyl}-amide,

15

4-{4-[(4-cyano-1H-imidazole-2-carbonyl)-amino]-3-cyclohex-1-enyl-phenyl}-piperidine-1-carboxylic acid amide,

4-cyano-1H-imidazole-2-carboxylic acid {2-cyclohex-1-enyl-4-[1-(pyridine-3-carbonyl)-piperidin-4-yl]-phenyl}-amide,

20

4-{4-[(4-cyano-1H-imidazole-2-carbonyl)-amino]-3-cyclohex-1-enyl-phenyl}-piperidine-1-carboxylic acid (2-hydroxy-ethyl)-amide,

25

4-cyano-1H-imidazole-2-carboxylic acid {2-cyclohex-1-enyl-4-[1-(2-3H-imidazol-4-yl-acetyl)-piperidin-4-yl]-phenyl}-amide,

4-cyano-1H-imidazole-2-carboxylic acid {2-cyclohex-1-enyl-4-[1-(2-pyridin-4-yl-acetyl)-piperidin-4-yl]-phenyl}-amide,

30

4-cyano-1H-imidazole-2-carboxylic acid (2-cyclohex-1-enyl-4-{1-[2-(1-methyl-1H-imidazol-4-yl)-acetyl]-piperidin-4-yl}-phenyl)-amide,

4-cyano-1H-imidazole-2-carboxylic acid {2-cyclohex-1-enyl-4-[1-(2-pyridin-3-yl-acetyl)-piperidin-4-yl]-phenyl}-amide,

5 4-cyano-1H-imidazole-2-carboxylic acid {2-cyclohex-1-enyl-4-[1-(2-methanesulfonyl-acetyl)-piperidin-4-yl]-phenyl}-amide,

4-cyano-1H-imidazole-2-carboxylic acid {2-cyclohex-1-enyl-4-[1-(2-pyridin-2-yl-acetyl)-piperidin-4-yl]-phenyl}-amide, and

10 4-cyano-1H-imidazole-2-carboxylic acid [4-(1-acetyl-piperidin-4-yl)-2-cyclohex-1-enyl-phenyl]-amide,

and solvates, hydrates, tautomers and pharmaceutically acceptable salts thereof.

15 Another example compound of Formula I is:

4-cyano-1H-imidazole-2-carboxylic acid [2-cyclohex-1-enyl-4-(1-{2-[(2-hydroxy-ethyl)-methyl-amino]-acetyl}-piperidin-4-yl)-phenyl]-amide,

20 and solvates, hydrates, tautomers and pharmaceutically acceptable salts thereof.

Another example compound of Formula I is:

25 4-cyano-1H-imidazole-2-carboxylic acid {2-cyclohex-1-enyl-4-[1-(2-dimethylamino-acetyl)-piperidin-4-yl]-phenyl}-amide,

and solvates, hydrates, tautomers and pharmaceutically acceptable salts thereof.

Another example compound of Formula I is:

30

4-cyano-1H-imidazole-2-carboxylic acid {2-cyclohex-1-enyl-4-[1-(2-morpholin-4-yl-acetyl)-piperidin-4-yl]-phenyl}-amide,

and solvates, hydrates, tautomers and pharmaceutically acceptable salts thereof.

Still other example compounds of formula I are:

- 5 4-Cyano-1H-imidazole-2-carboxylic acid {4-[1-(3-amino-3-methyl-butyl)-piperidin-4-yl]-2-cyclohex-1-enyl-phenyl}-amide trifluoroacetic acid salt,
- 4H-[1,2,4]-triazole-3-carboxylic acid (2-cyclohex-1-enyl-4-piperidin-4-yl-phenyl)-amide bis trifluoroacetic acid salt,
- 10 5-Chloro-4H-[1,2,4]-triazole-3-carboxylic acid (2-cyclohex-1-enyl-4-piperidin-4-yl-phenyl)-amide trifluoroacetic acid salt,
- 5-Cyano-1H-imidazole-2-carboxylic acid [2-cyclohex-1-enyl-4-(cis-2,6-dimethyl-piperidin-4-yl)-phenyl]-amide bis trifluoroacetic acid salt,
- 15 5-cyano-1H-imidazole-2-carboxylic acid [2-cyclohex-1-enyl-4-(trans-2,6-dimethyl-piperidin-4-yl)-phenyl]-amide bis trifluoroacetic acid salt,
- 20 5-Cyano-1H-imidazole-2-carboxylic acid {2-cyclohex-1-enyl-4-[1-(R)-(+)-(2,3-dihydroxy-propionyl)-piperidin-4-yl]-phenyl}-amide,
- 5-Cyano-1H-imidazole-2-carboxylic acid [2-cyclohex-1-enyl-4-(1-methoxy-piperidin-4-yl)-phenyl]-amide trifluoroacetic acid salt,
- 25 4-Cyano-1H-imidazole-2-carboxylic acid [6-(4,4-dimethyl-cyclohex-1-enyl)-1',2',3',4',5',6'-hexahydro-[2,4']bipyridinyl-5-yl]-amide trifluoroacetic acid salt,
- 5-Cyano-1H-imidazole-2-carboxylic acid {4-[1-(2-amino-2-methyl-propionyl)-piperidin-4-yl]-2-cyclohex-1-enyl-phenyl}-amide trifluoroacetic acid salt, and
- 30 5-Cyano-1H-imidazole-2-carboxylic acid [6-cyclohex-1-enyl-1'-(2-methanesulfonyl-ethyl)-1',2',3',4',5',6'-hexahydro-[2,4']bipyridinyl-5-yl]-amide,

and solvates, hydrates, tautomers and pharmaceutically acceptable salts thereof.

Additional example compounds of Formula I are:

5

4-Cyano-1H-imidazole-2-carboxylic acid {2-cyclohex-1-enyl-4-[1-(2-methylamino-acetyl)-piperidin-4-yl]-phenyl}-amide,

10

4-Cyano-1H-imidazole-2-carboxylic acid [1'-(2-dimethylamino-acetyl)-6-(4,4-dimethyl-cyclohex-1-enyl)-1',2',3',4',5',6'-hexahydro-[2,4']bipyridinyl-5-yl]-amide trifluoroacetic acid salt, and

15

4-Cyano-1H-imidazole-2-carboxylic acid [6-(4,4-dimethyl-cyclohex-1-enyl)-1'-(2-methanesulfonyl-ethyl)-1',2',3',4',5',6'-hexahydro-[2,4']bipyridinyl-5-yl]-amide trifluoroacetic acid salt,

and solvates, hydrates, tautomers and pharmaceutically acceptable salts thereof.

20

As used herein, the term “the compounds of the present invention” shall also include solvates, hydrates, tautomers or pharmaceutically acceptable salts thereof.

PHARMACEUTICALLY ACCEPTABLE SALTS

25

As stated, the compounds of the present invention may also be present in the form of pharmaceutically acceptable salts.

30

For use in medicines, the salts of the compounds of the present invention refer to non-toxic “pharmaceutically acceptable salts.” FDA approved pharmaceutically acceptable salt forms (*Ref. International J. Pharm.* 1986, 33, 201-217; *J. Pharm. Sci.*, 1977, Jan, 66(1), p1) include pharmaceutically acceptable acidic/anionic or basic/cationic salts.

Pharmaceutically acceptable acidic/anionic salts include, and are not limited to acetate, benzenesulfonate, benzoate, bicarbonate, bitartrate, bromide, calcium edetate, camsylate, carbonate, chloride, citrate, dihydrochloride, edetate, edisylate, estolate, esylate, fumarate, glyceptate, gluconate, glutamate, glycollylarsanilate,

5 hexylresorcinate, hydrabamine, hydrobromide, hydrochloride, hydroxynaphthoate, iodide, isethionate, lactate, lactobionate, malate, maleate, mandelate, mesylate, methylbromide, methylnitrate, methylsulfate, mucate, napsylate, nitrate, pamoate, pantothenate, phosphate/diphosphate, polygalacturonate, salicylate, stearate, subacetate, succinate, sulfite, tannate, tartrate, teoclate, tosylate and triethiodide.

10 Organic or inorganic acids also include, and are not limited to, hydriodic, perchloric, sulfuric, phosphoric, propionic, glycolic, methanesulfonic, hydroxyethanesulfonic, oxalic, 2-naphthalenesulfonic, p-toluenesulfonic, cyclohexanesulfamic, saccharinic or trifluoroacetic acid.

15 Pharmaceutically acceptable basic/cationic salts include, and are not limited to aluminum, 2-amino-2-hydroxymethyl-propane-1,3-diol (also known as tris(hydroxymethyl)aminomethane, tromethane or "TRIS"), ammonia, benzathine, *t*-butylamine, calcium, calcium gluconate, calcium hydroxide, chlorprocaine, choline, choline bicarbonate, choline chloride, cyclohexylamine, diethanolamine, 20 ethylenediamine, lithium, LiOMe, L-lysine, magnesium, meglumine, NH₃, NH₄OH, N-methyl-D-glucamine, piperidine, potassium, potassium-*t*-butoxide, potassium hydroxide (aqueous), procaine, quinine, sodium, sodium carbonate, sodium-2-ethylhexanoate (SEH), sodium hydroxide, or zinc.

25 PRODRUGS

The present invention also includes within its scope, prodrugs of the compounds of the present invention. In general, such prodrugs will be functional derivatives of the compounds which are readily convertible *in vivo* into an active compound. Thus, in 30 the methods of treatment of the present invention, the term "administering" shall encompass the means for treating, ameliorating or preventing a syndrome, disorder or disease described herein with the compounds of the present invention or a prodrug thereof, which would obviously be included within the scope of the invention albeit

not specifically disclosed any given compound. Conventional procedures for the selection and preparation of suitable prodrug derivatives are described in, for example, "Design of Prodrugs", ed. H. Bundgaard, Elsevier, 1985.

5

STEREOCHEMICAL ISOMERS

One skilled in the art will recognize that some compounds of the present invention
10 have one or more asymmetric carbon atoms in their structure. It is intended that the present invention include within its scope single enantiomer forms of the compounds of the present invention, racemic mixtures, and mixtures of enantiomers in which an enantiomeric excess is present.

15 The term "single enantiomer" as used herein defines all the possible homochiral forms which the compounds of the present invention and their N-oxides, addition salts, quaternary amines, and physiologically functional derivatives may possess.

Stereochemically pure isomeric forms may be obtained by the application of art
20 known principles. Diastereoisomers may be separated by physical separation methods such as fractional crystallization and chromatographic techniques, and enantiomers may be separated from each other by the selective crystallization of the diastereomeric salts with optically active acids or bases or by chiral chromatography. Pure stereoisomers may also be prepared synthetically from appropriate
25 stereochemically pure starting materials, or by using stereoselective reactions.

The term "isomer" refers to compounds that have the same composition and molecular weight but differ in physical and/or chemical properties. Such substances have the same number and kind of atoms but differ in structure. The structural
30 difference may be in constitution (geometric isomers) or in an ability to rotate the plane of polarized light (enantiomers).

The term “stereoisomer” refers to isomers of identical constitution that differ in the arrangement of their atoms in space. Enantiomers and diastereomers are examples of stereoisomers.

- 5 The term “chiral” refers to the structural characteristic of a molecule that makes it impossible to superimpose it on its mirror image.

The term “enantiomer” refers to one of a pair of molecular species that are mirror images of each other and are not superimposable.

10

The term “diastereomer” refers to stereoisomers that are not mirror images.

The symbols "R" and "S" represent the configuration of substituents around a chiral carbon atom(s).

15

The term “racemate” or “racemic mixture” refers to a composition composed of equimolar quantities of two enantiomeric species, wherein the composition is devoid of optical activity.

- 20 The term “homochiral” refers to a state of enantiomeric purity.

The term “optical activity” refers to the degree to which a homochiral molecule or nonracemic mixture of chiral molecules rotates a plane of polarized light.

- 25 It is to be understood that the various substituent stereoisomers, geometric isomers and mixtures thereof used to prepare the compounds of the present invention are either commercially available, can be prepared synthetically from commercially available starting materials or can be prepared as isomeric mixtures and then obtained as resolved isomers using techniques well-known to those of ordinary skill in the art.

30

The isomeric descriptors "R," and "S" are used as described herein for indicating atom configuration(s) relative to a core molecule and are intended to be used as

defined in the literature (IUPAC Recommendations for Fundamental Stereochemistry (Section E), *Pure Appl. Chem.*, 1976, 45:13-30).

5 The compounds of the present invention may be prepared as an individual isomer by either isomer-specific synthesis or resolved from an isomeric mixture. Conventional resolution techniques include forming the free base of each isomer of an isomeric pair using an optically active salt (followed by fractional crystallization and regeneration of the free base), forming an ester or amide of each of the isomers of an isomeric pair (followed by chromatographic separation and removal of the chiral auxiliary) or
10 resolving an isomeric mixture of either a starting material or a final product using preparative TLC (thin layer chromatography) or a chiral HPLC column.

POLYMORPHS AND SOLVATES

Furthermore, the compounds of the present invention may have one or more
5 polymorph or amorphous crystalline forms and as such are intended to be included in
the scope of the invention. In addition, the compounds may form solvates, for
example with water (i.e., hydrates) or common organic solvents. As used herein, the
term "solvate" means a physical association of the compounds of the present
invention with one or more solvent molecules. This physical association involves
10 varying degrees of ionic and covalent bonding, including hydrogen bonding. In
certain instances the solvate will be capable of isolation, for example when one or
more solvent molecules are incorporated in the crystal lattice of the crystalline solid.
The term "solvate" is intended to encompass both solution-phase and isolatable
solvates. Non-limiting examples of suitable solvates include ethanolates,
15 methanolates, and the like.

It is intended that the present invention include within its scope solvates of the
compounds of the present invention. Thus, in the methods of treatment of the present
invention, the term "administering" shall encompass the means for treating,
20 ameliorating or preventing a syndrome, disorder or disease described herein with the
compounds of the present invention or a solvate thereof, which would obviously be
included within the scope of the invention albeit not specifically disclosed.

N-OXIDES

25 The compounds of the present invention may be converted to the corresponding N-
oxide form following art-known procedures for converting a trivalent nitrogen into its
N-oxide form. Said N-oxidation reaction may generally be carried out by reacting the
starting material with an appropriate organic or inorganic peroxide. Appropriate
30 inorganic peroxides comprise, for example, hydrogen peroxide, alkali metal or earth
alkaline metal peroxides, e.g. sodium peroxide, potassium peroxide; appropriate
organic peroxides may comprise peroxy acids such as, for example,
benzenecarboperoxoic acid or halo substituted benzenecarboperoxoic acid, e.g. 3-

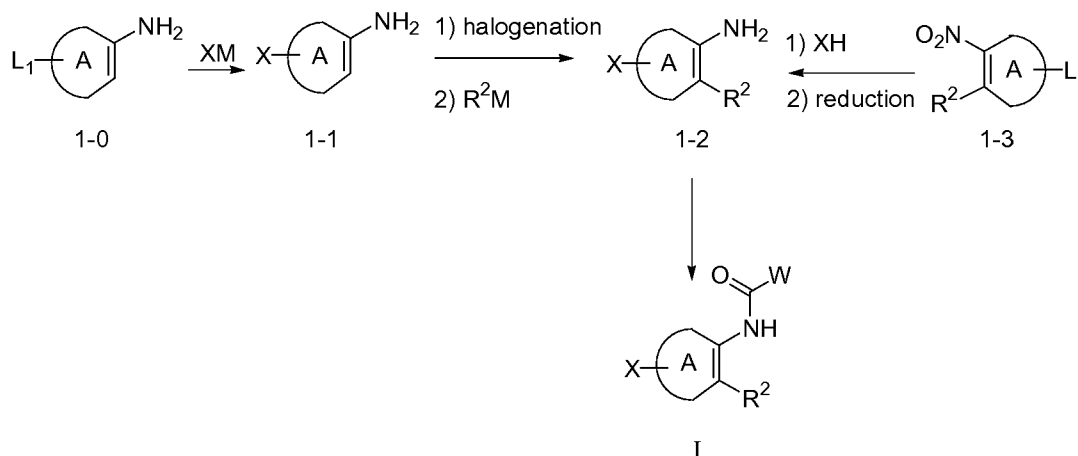
chlorobenzenecarboperoxoic acid, peroxyalkanoic acids, e.g. peroxyacetic acid, alkylhydroperoxides, e.g. *t*-butyl hydro-peroxide. Suitable solvents are, for example, water, lower alcohols, e.g. ethanol and the like, hydrocarbons, e.g. toluene, ketones, e.g. 2-butanone, halogenated hydrocarbons, e.g. dichloromethane, and mixtures of
5 such solvents.

TAUTOMERIC FORMS

The compounds of the present invention may also exist in their tautomeric forms.
10 Such forms although not explicitly indicated in the present application are intended to be included within the scope of the present invention.

PREPARATION OF THE COMPOUNDS OF THE PRESENT INVENTION

15 During any of the processes for preparation of the compounds of the present invention, it may be necessary and/or desirable to protect sensitive or reactive groups on any of the molecules concerned. This may be achieved by means of conventional protecting groups, such as those described in Protecting Groups, P. Kocienski, Thieme Medical Publishers, 2000; and T.W. Greene & P.G.M. Wuts, Protective
20 Groups in Organic Synthesis, 3rd ed. Wiley Interscience, 1999. The protecting groups may be removed at a convenient subsequent stage using methods known in the art.

*Methods of Preparation***Scheme 1**

Scheme 1 illustrates general methodology for the preparation of compounds of Formula I. Compounds of Formula 1-2 can be obtained by ortho-halogenation, preferably bromination, of amino compounds of Formula 1-1 followed by metal-catalyzed coupling reactions with boronic acids or boronate esters (Suzuki reactions, where R^2M is $\text{R}^2\text{B}(\text{OH})_2$ or a boronic ester) or tin reagents (Stille reactions, where R^2M is $\text{R}^2\text{Sn}(\text{alkyl})_3$) (for reviews, see N. Miyaura, A. Suzuki, *Chem. Rev.*, 95:2457 (1995), J. K. Stille, *Angew. Chem, Int. Ed. Engl.*, 25: 508024 (1986) and A. Suzuki in *Metal-Catalyzed Coupling Reactions*, F. Deiderich, P. Stang, Eds., Wiley-VCH, Weinheim (1988)). Compounds of formula 1-1 may be commercially available, or the above palladium mediated cross-coupling reactions described above may be used to generate compounds of Formula 1-1 from starting material 1-0.

Preferred conditions for the bromination of 1-1 are N-bromosuccinimide (NBS) in a suitable solvent such as *N,N*-dimethylformamide (DMF), dichloromethane (DCM) or acetonitrile. Metal-catalyzed couplings, preferably Suzuki reactions, can be performed according to standard methodology, preferably in the presence of a palladium catalyst such as tetrakis(triphenylphosphine)palladium(0) ($\text{Pd}(\text{PPh}_3)_4$), an aqueous base such as aq. Na_2CO_3 , and a suitable solvent such as toluene, ethanol, dimethoxyethane (DME), or DMF.

Compounds of Formula I can be prepared by reaction of compounds of Formula 1-2 with carboxylic acids WCOOH according to standard procedures for amide bond formation (for a review, see: M. Bodansky and A. Bodansky, *The Practice of Peptide Synthesis*, Springer-Verlag, NY (1984)) or by reaction with acid chlorides WCOCl or
5 activated esters WCO₂R_q (where R_q is a leaving group such as pentafluorophenyl or N-succinimide). The preferred reaction conditions for coupling with WCOOH are: when W is a furan, oxalyl chloride in DCM with DMF as a catalyst to form the acid chloride WCOCl and then coupling in the presence of a trialkylamine such as DIEA; when W is a pyrrole, 1-(3-dimethylaminopropyl)-3-ethylcarbodiimide hydrochloride (EDCI) and 1-hydroxybenzotriazole-6-sulfonamidomethyl hydrochloride (HOBt); and
10 when W is an imidazole, the preferred conditions are bromotripyrrolidinophosphonium hexafluorophosphate (PyBrOP) and diisopropylethylamine (DIEA) in DCM.

It is understood that the optional substitution present on ring A in Formula I may be present in the starting materials 1-1 or 1-3 and, in such cases, would be carried
15 through the synthesis outlined in Scheme 1. Alternatively various substituents on compounds of Formula I may be introduced in a number of ways described below to provide the optional substitution listed for Formula I. The leaving group "L₁" present on ring A in Formula 1-0 or 1-3, can be substituted before or at any step during
20 Scheme 1. When such leaving groups (preferably fluoro or chloro) are activated by the nitro group of Formula 1-3 for nucleophilic attack, they can undergo direct nucleophilic aromatic substitution by ammonia and azide anion or by amines, alcohols, thiols and other nucleophiles in the presence of a suitable base such as K₂CO₃, *N,N*-diisopropylethylamine (DIEA) or NEt₃. When the leaving group is
25 suitable for metal-catalyzed couplings (preferably bromo or trifluoromethanesulfonyloxy), a number of cross-coupling reactions (such as Suzuki or Stille reactions as discussed above for the introduction of R²) may be performed. Other metal-catalyzed coupling reactions that can be employed include aromatic and heteroaromatic amination and amidation (for reviews, see: S. L. Buchwald, et al, *Top. Curr. Chem.*, 219:131-209 (2001) and J. F. Hartwig in "*Organopalladium Chemistry for Organic Synthesis*," Wiley Interscience, NY (2002). Additional metal catalyzed cross coupling reactions with 2,4,6-trimethyl-cyclotriboroxane may be employed if L₁

is bromo, iodo, or chloro activated by nitro to generate optional methyl substitution (see M. Gray, et al, Tetrahedron Lett., 41: 6237-40 (2000)).

5 In some cases, the initial substituents can be further derivatized as described below to provide the final substitution of Formula I.

An alternative method for the introduction of nitrogen-containing heterocyclic substituents onto ring A is to form the heterocycle from an amino group on ring A. The amino group may be originally present in the starting material in a protected or
10 unprotected form or may result from the reduction of a nitro group which also can be either originally present in the starting material or attached by a nitration reaction. In addition, the amino group may be formed by reduction of an azide group which can be present in the starting material or may result from nucleophilic aromatic substitution of an activated halide by azide anion as mentioned above. The amino
15 group may also result from nucleophilic aromatic substitution of an activated halide (in, for example a nitrohalo compound) by ammonia or by the anion of a protected ammonia equivalent, for example, t-butyl carbamate. If introduced in protected form, the amine can be deprotected according to standard literature methods. (For examples of amine protecting groups and deprotection methods see: Theodora W. Greene and
20 Peter G. M. Wuts, John Wiley and Sons, Inc., NY (1991).) The ring-forming reaction involves treatment of the aniline amino group with a suitable optionally substituted di-electrophile, preferably a dihalide or dicarbonyl compound, which results in two substitutions on the amino group to form an optionally substituted heterocycle. In the case of dihalides, any of a number of suitable bases can be added as an acid scavenger
25 such as potassium carbonate, sodium hydroxide, or, a trialkylamine such as triethylamine. Thus, treatment with a bis(2-haloethyl)amine such as bis(2-chloroethyl)amine or bis(2-bromoethyl)amine would afford a piperazine ring (see, for example, *J. Med. Chem.*, 29: 640-4 (1986) and *J. Med. Chem.*, 46: 2837 (2003)). Optional substitution on the amine nitrogen of the reagent would incorporate optional
30 substitution on the terminal amine of the piperazine. For example, treatment with *N,N*-bis(2-chloroethyl)aniline would give an *N*-phenylpiperazino group. Treatment with a bis(2-haloethyl)ether or bis(2-haloethyl)thioether would afford a morpholine or thiomorpholine ring, respectively.

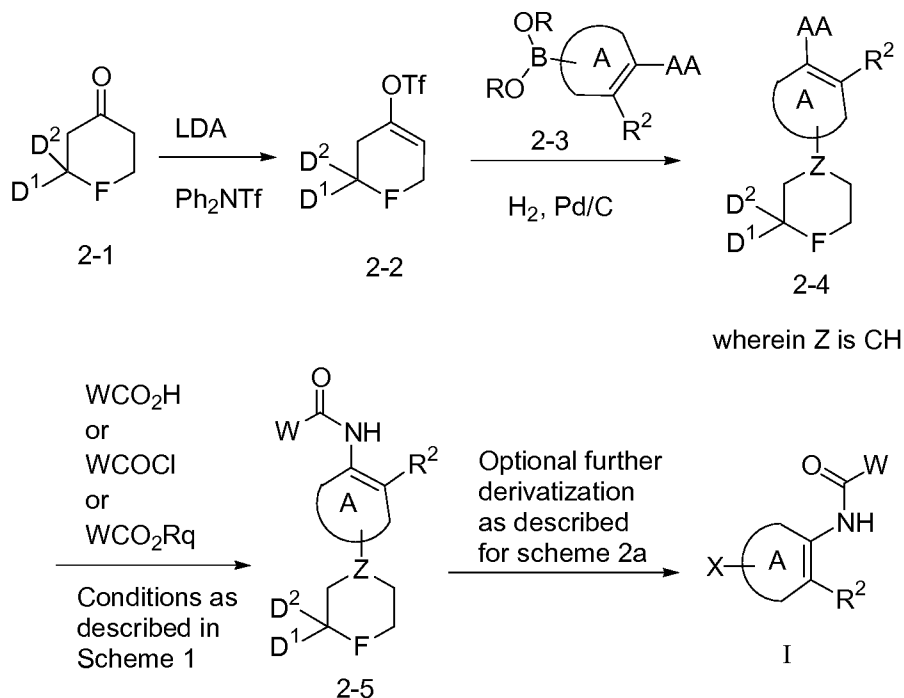
Another alternative method to direct substitution to introduce heterocyclic substituents onto ring A is to form the heterocycle from an aldehyde (i.e. from a formyl group on ring A). The formyl group may be originally present in the starting material in a protected or unprotected form or may result from or any of a number of formylation reactions known in the literature including a Vilsmeier-Haack reaction (for a review of formylation chemistry, see: G. A. Olah, et al, Chem Rev., 87: (1987)) or by para-formylation of nitroaromatics (see: A. Katritzky and L. Xie, *Tetrahedron Lett.*, 37:347-50 (1996)).

Finally it is understood that compounds of Formula I may be further derivatized. Protecting groups on compounds of Formula I can be removed according to standard synthetic methodologies (Theodora W. Greene and Peter G. M. Wuts, John Wiley and Sons, Inc., NY (1991)) and can be then subjected to further derivatization. Examples of further derivatization of compounds of I include, but are not limited to: when compounds of Formula I contain a primary or secondary amine, the amine may be reacted with aldehydes or ketones in the presence of a reducing agent such as sodium triacetoxyborohydride (see Abdel-Magid *J.Org. Chem.* 61, pp. 3849-3862, (1996)) to reductively alkylate; with acid chlorides or carboxylic acids and an amide bond forming reagent as described above to form amides; with sulfonyl chlorides to form sulfonamides; with isocyanates to form ureas; with aryl- or heteroaryl-halides in the presence of a palladium catalyst as described above (see Buchwald and Hartwig references above) to form aryl and heteroaryl amines. In addition, when compounds of Formulae I contain an aryl halide or heteroaryl halide, these compounds may be subjected to metal-catalyzed reactions with boronic acids (for example, Suzuki or Stille couplings as described above), or, amines or alcohols (Buchwald- or Hartwig-type couplings, see Buchwald and Hartwig references above). When compounds of Formulae I contain a cyano group, this group may be hydrolyzed to amides or acids under acid or basic conditions. Basic amines may be oxidized to N-oxides and conversely N-oxides may be reduced to basic amines. When compounds of Formula I contain a sulfide, either acyclic or cyclic, the sulfide can be further oxidized to the corresponding sulfoxides or sulfones. Sulfoxides can be obtained by oxidation using an appropriate oxidant such as one equivalent of (*meta*-chloroperbenzoic acid)

MCPBA or by treatment with NaIO₄ (see, for example, J. Regan, *et al*, *J. Med. Chem.*, 46: 4676-86 (2003)) and sulfones can be obtained using two equivalents of MCPBA or by treatment with 4-methylmorpholine N-oxide and catalytic osmium tetroxide (see, for example, PCT application WO 01/47919).

5

Scheme 2a



Scheme 2a illustrates a route to compounds of Formula I. F represents -NQ_aQ_bR³-, -O-, S, SO, or SO₂, and AA represents -NH₂ or -NO₂. D¹ and D² are shown for illustrative purposes only; it is recognized by those skilled in art that D⁵ D⁶ D⁷ D⁸ may also be present. Ketones of formula 2-1 can be converted to a vinyl triflate of formula 2-2 by treatment with a non-nucleophilic base such as LDA and then trapping of the resulting enolate with a triflating reagent such as trifluoromethanesulfonic anhydride or preferably N-phenyltrifluoromethanesulfonimide. Suzuki coupling of boronic acids or boronate esters of formula 2-3 to vinyl triflates of formula 2-2 can provide compounds of formula 2-4 where Z is C (*Synthesis*, 993 (1991)).

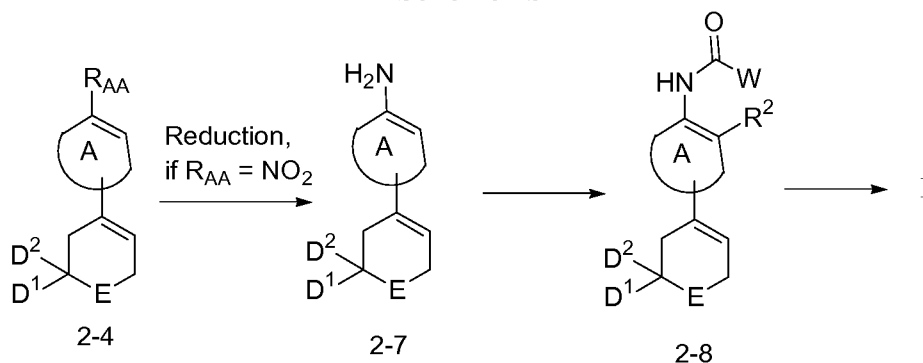
For compounds of formula 2-4 treatment with Pd/C can reduce both the olefin (and the nitro if AA is NO₂) to give Z is CH, AA is NH₂. Compounds of formula 2-4 where F represents -SO₂ can be prepared from compounds of formula 2-4 where AA

is -NO₂ and F is a sulfide (F is -S-) by oxidation with MCPBA or other methods described in Scheme 1. The nitro group may then be reduced with Pd/C to reduce both the nitro and the olefin.

- 5 Compounds of formula 2-4 (AA is NH₂) are then converted to compounds of Formula 2-5 (which also represent compounds of Formulae I if no further modifications are required) as described in Scheme 1.

- Compounds of formula 2-5 may be further modified to provide additional compounds of Formula I. For example, in cases where F is -NQ_aQ_bR³-, Q_aQ_b is a direct bond, and R₃ represents a BOC protecting group (CO₂tBu), the BOC group may be removed according to standard methodology such as trifluoroacetic acid (TFA) in DCM (Greene and Wuts, *ibid.*) to provide a secondary amine that can then be further derivatized to provide compounds of Formula I. Further derivatization includes, but is not limited to: reactions with aldehydes or ketones in the presence of a reducing agent such as sodium triacetoxyborohydride to provide compounds of Formula II where F is -NCH₂R³ (A. F. Abdel-Magid, *ibid.*); with acid chlorides or with carboxylic acids and an amide bond forming reagent (as described in Scheme 1) to provide compounds of Formula II where F is -NCOR³; with sulfonyl chlorides (as described in Scheme 1) to provide compounds of Formula I where F is -NSO₂R_a; with isocyanates (as described in Scheme 1) to provide compounds of Formula II where F is -NCONR_aR_b; or subjected to metal-catalyzed substitution reactions as outlined in Scheme 1 to provide compounds of Formula I where F is -NR³. (S. L. Buchwald, et al, *ibid.*; J. H. Hartwig, *ibid.*) For the above example, R_a and R_b are independently hydrogen, alkyl, cycloalkyl, haloalkyl, aryl, aralkyl, heteroaryl and heteroaralkyl.

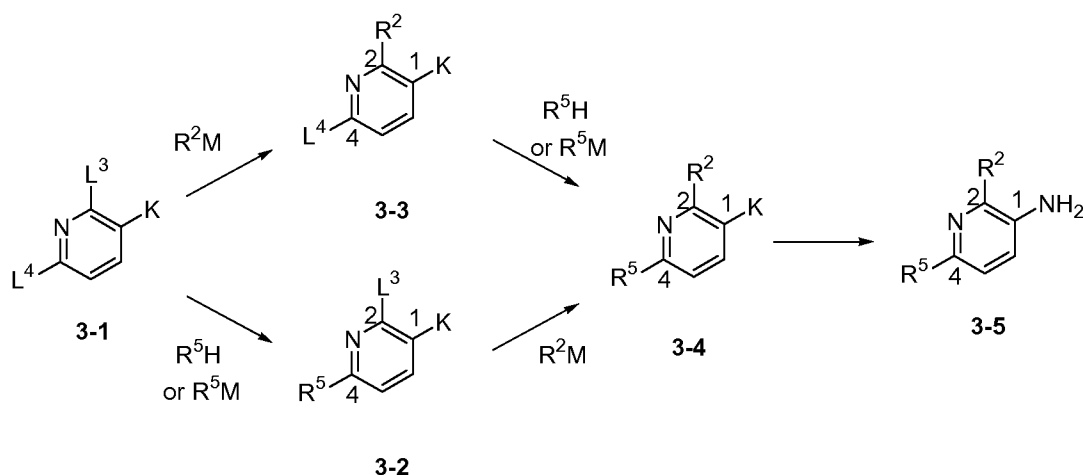
Scheme 2b



- 5 **Scheme 2b** illustrates a modification of Scheme 2a to synthesize partially unsaturated compounds of Formula I. E represents $-\text{NQ}_a\text{Q}_b\text{R}^3-$, $-\text{O}-$ (D^1 and D^2 are H), $-\text{S}-$ (D^1 and D^2 are H), $-(\text{D}^1$ and D^2 are H), or $-\text{SO}_2-$ (D^1 and D^2 are H), and R_{AA} represents $-\text{NH}_2$ or $-\text{NO}_2$. Compounds of formula 2-4 are prepared as shown in Scheme 2. If R_{AA} is $-\text{NO}_2$, the nitro group must be reduced by a method that does not reduce
- 10 olefins, such as iron and ammonium chloride. If R_{AA} of formula 2-4 is an amino group then no step is necessary and compounds of formula 2-4 are also compounds of formula 2-7. To prepare compounds of formula 2-7 where E is $-\text{SO}_2-$ or $-\text{SO}-$, the oxidation of the sulfide must be performed on compound 2-4 where R_{AA} is $-\text{NO}_2$ as described above, followed by nitro reduction.

15

Scheme 3



- Scheme 3** illustrates the preparation of intermediates for the synthesis of compounds of Formula I, where ring A is pyridyl, and R^5 is the optional substitution on ring A or
- 20

one of the heterocyclic substituents as defined in Formula I. K is NH₂ or other functional groups such as NO₂, COOH or COOR which can eventually be converted to amino group by known literature methods such as reductions for NO₂ (as discussed for Scheme 1) or Curtius rearrangement for COOH (for a review, see *Organic Reactions*, 3: 337 (1947)). L³ and L⁴ are halogens. (K is COOH can also be formed from K is COOR by simple base- or acid-catalyzed hydrolysis.) In general, the selectivity and order in introducing R² and R⁵ can be achieved by the relative reactivity of the halogens L³ and L⁴ chosen in compound (3-1), the intrinsic selectivity of the heterocycle and/or the reaction conditions employed. An example of using the relative reactivity of the halogens L³ and L⁴ in selectively introducing R² and R⁵ would include the situation where, in compounds of Formula 3-1 where L³ is a fluoro group and L⁴ is a bromo group, selective displacement of the fluoro group by a nucleophile can be achieved followed by substitution of the remaining bromo group by metal-catalyzed substitution chemistry (such as Suzuki or Stille cross-coupling reactions as further outlined below). Similarly in compounds of Formula 3-1 where one of L³ and L⁴ is an iodo group and the other is a bromo or chloro group, selective metal-catalyzed substitution chemistry (such as Suzuki or Stille cross-coupling reactions or Buchwald/Hartwig aminations as further discussed below) on the iodo group can be achieved followed by replacement of the remaining bromo or chloro group by another metal-catalyzed substitution reaction.

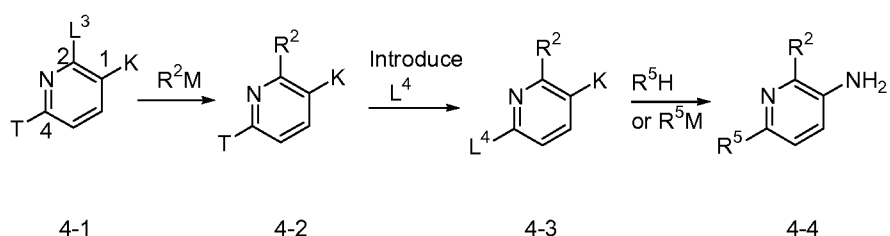
As illustrated in Scheme 3, leaving group L³ in Formula 3-1 can be first substituted to obtain compounds of Formula 3-3 or leaving group L⁴ can be first substituted to obtain compound of Formula 3-2. Compounds 3-2 or 3-3 can then be reacted to displace L³ or L⁴ to furnish the compound of Formula 3-4.

Thus, a direct nucleophilic displacement or metal-catalyzed amination of compound of Formula 3-1 with a secondary amine, ammonia or a protected amine such as *tert*-butyl carbamate (for review, see *Modern Amination Methods*: Ricci, A., Ed.; Wiley-VCH: Weinheim, 2000), can be used to introduce R⁵ in Formulae 3-2 or 3-3 where R⁵ is a primary or secondary amine, amino group (NH₂), and amine equivalent or a protected amino group. Metal-catalyzed coupling of compound 3-1 with boronic acids or boronates esters (Suzuki reaction, M is boronic acid group or boronate ester

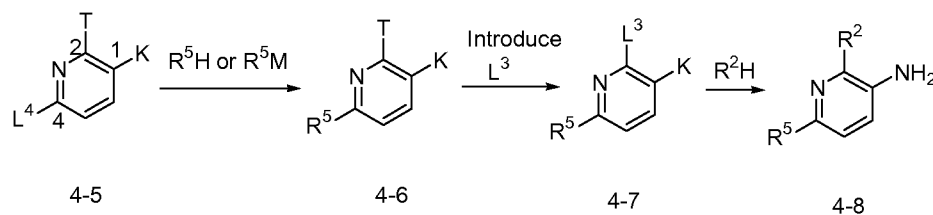
group) or with organotin compounds (Stille reaction, M is SnR_3 , where R is alkyl and the other substituents as defined above, as described in Scheme 1 can provide compounds of Formulae 3-2 or 3-3.

- 5 Compound 3-2 can be further converted to compound 3-4 by a metal-catalyzed Suzuki or Stille coupling as described above. L^4 in compound 3-3 also subsequently can be substituted with R^5 to obtain compounds of Formula 3-4, again, by a direct nucleophilic substitution or metal-catalyzed reaction with a nucleophile or by the same metal-catalyzed cross-coupling reaction as described above. When R^5 in the
- 10 formulae (3-2, 3-3 or 3-4) is a protected amine and K not an amino group, it can be deprotected to unmask the amino functionality. This amino functionality can then be further derivatized as described in Scheme 1. When the K group in Formula 3-4 is not an amino group (such as functionality described above), it can be converted to an amino group according to known literature methods (see, for example Comprehensive
- 15 Organic Transformations: Larock, R.S.; Wiley and Sons Inc., USA, 1999) and the resulting amine 3-5 can be employed in amide bond formation reactions as described in Scheme (1) to obtain the compounds in Formula I. When K in Formula 3-4 is an amino group it can be directly used in amide coupling as described above.

20

Scheme 4a

Scheme 4b



- 5 **Schemes 4a and 4b** illustrate the preparation of intermediates to be further modified according to Scheme 3 starting from a monohalo-substituted compound of Formulae 4-1 and 4-5 by introducing the second leaving group after the replacement of the first one has been completed. These can also be used for the synthesis of compounds of Formula I where ring A is a pyridine and R^5 is either the optional substitution on Ring
- 10 A or one of the heterocyclic substituents. As in Scheme 3, the remaining positions on the pyridine ring can be substituted as described in Formula I. K is NH_2 or other functional groups such as NO_2 , $COOH$ or $COOR$ which can eventually be converted to amino group by known literature methods such as reductions or Curtius rearrangement as described in Scheme 3. L^3 and L^4 are halogens. In these
- 15 compounds, T is either H or is a functional group such as OH that can be converted to leaving groups L^3 or L^4 such as halogen, triflate or mesylate by known literature methods (see, for example, Nicolai, E., et al., *J. Heterocyclic Chemistry*, 31, (73), (1994)). Displacement of L^3 in compound of Formula 4-1 or L^4 in Formula 4-5 by methods described in Scheme 3, can yield compounds of Formulae 4-2 and 4-6. At
- 20 this point, the substituent T of compounds 4-2 or 4-6 can be converted to a leaving group L^4 or L^3 (preferably a halogen) by standard methods to provide compounds of Formulae 4-3 and 4-5. For example, when T is OH, the preferred reagents to effect this transformation are thionyl chloride, PCl_5 , $POCl_3$ or PBr_3 (see, for examples, Kolder, den Hertog., *Recl. Trav. Chim. Pays-Bas*; 285, (1953), and Iddon, B, et. al., *J. Chem. Soc. Perkin Trans. 1.*, 1370, (1980)). When T is H, it can be directly
- 25 halogenated (preferably brominated) to provide compounds of Formulae 4-3 or 4-7 (see, for example, Canibano, V. et al., *Synthesis*, 14, 2175, (2001)). The preferred conditions for bromination are NBS in a suitable solvent such as DCM or acetonitrile.

The compounds of Formulae 4-3 or 4-7 can be converted to compounds of Formulae 4-4 or 4-8 by introduction of the remaining groups R^2 or R^5 , respectively, by the methods described above and then on to compounds of Formula I, by the methods described in Scheme 3 for conversion of compounds of Formulae 3-4 and 3-5 to compounds of Formula I.

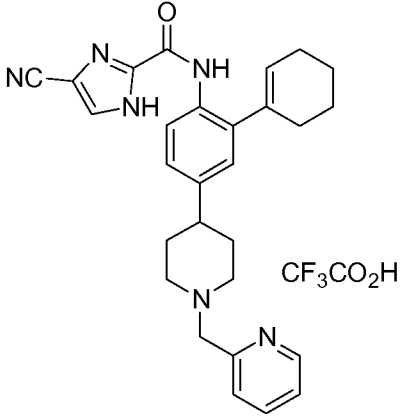
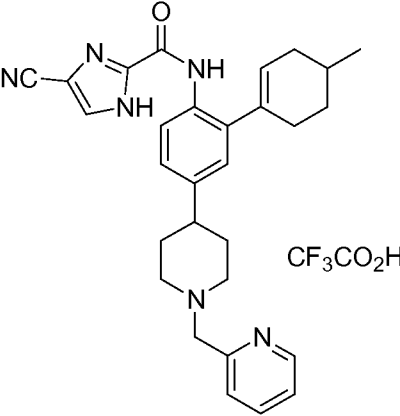
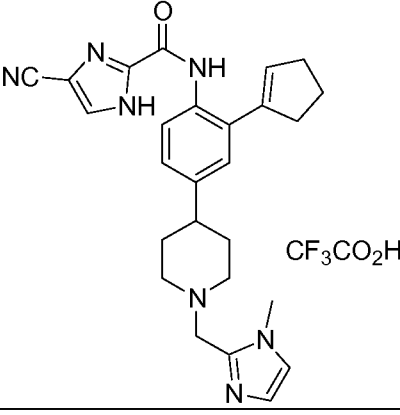
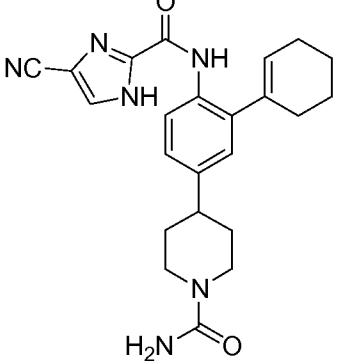
Representative compounds of the present invention and their synthesis are presented in the following chart and examples thereafter. The following are for exemplary purposes only and are in no way meant to limit the invention. Preferred compounds of the present invention are Examples 5, 17, 23, 34, 38, and 51. Preferred examples of inhibitors of C-KIT are 51a, 48, 52, 55, and 26.

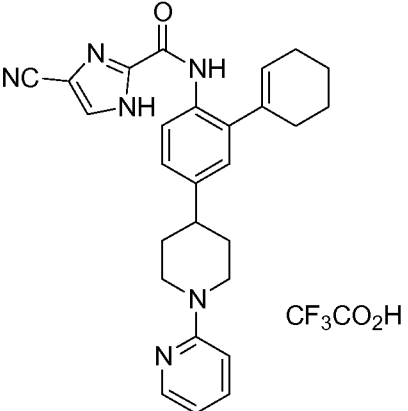
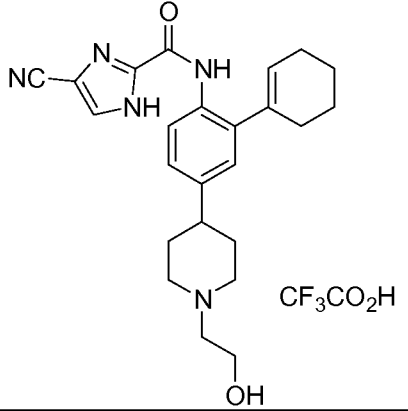
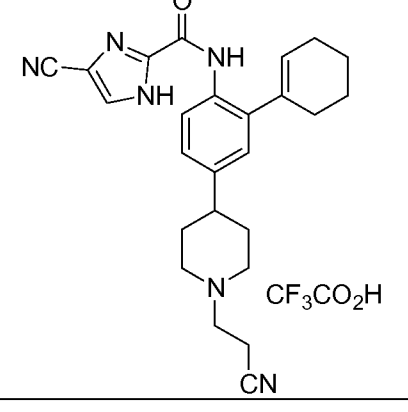
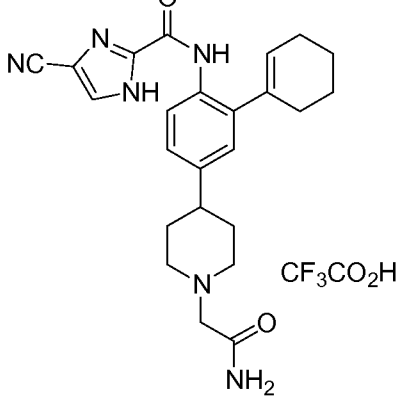
	Name	Structure
4	5-Cyano-furan-2-carboxylic acid [4-(4-methyl-piperazin-1-yl)-2-(3-methyl-thiophen-2-yl)-phenyl]-amide	
5	5-Cyano-furan-2-carboxylic acid [4-(4-methyl-piperazin-1-yl)-2-(4-methyl-thiophen-3-yl)-phenyl]-amide	
6	4-Cyano-1H-imidazole-2-carboxylic acid {2-cyclohex-1-enyl-4-[1-(2-hydroxy-1-hydroxymethyl-ethyl)-piperidin-4-yl]-phenyl}-amide trifluoroacetic acid salt	

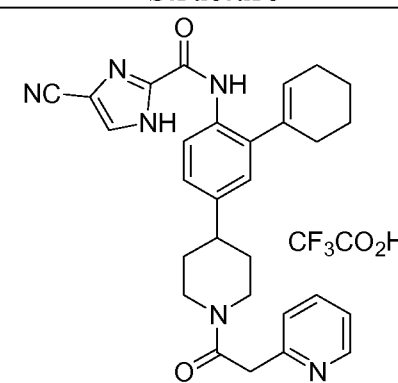
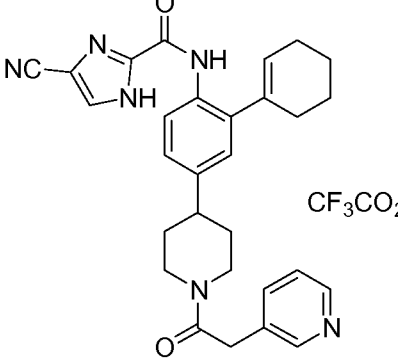
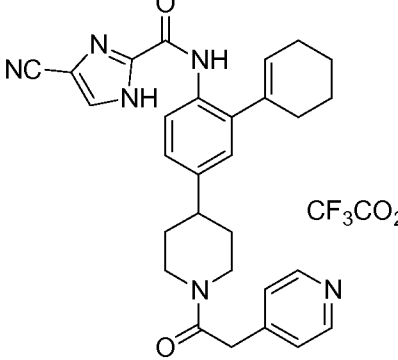
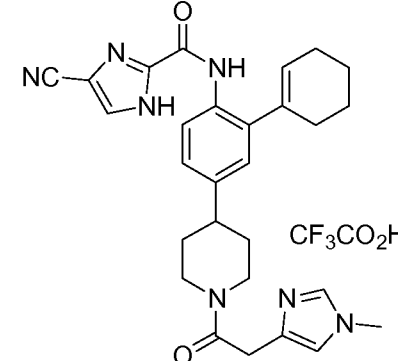
	Name	Structure
7	4-Cyano-1H-imidazole-2-carboxylic acid {2-cyclohex-1-enyl-4-[1-(2-morpholin-4-yl-acetyl)-piperidin-4-yl]-phenyl}-amide	
8	4-Cyano-1H-imidazole-2-carboxylic acid {2-cyclohex-1-enyl-4-[1-(3-morpholin-4-yl-propionyl)-piperidin-4-yl]-phenyl}-amide	
9	5-Cyano-furan-2-carboxylic acid [2'-methyl-5-(4-methyl-piperazin-1-yl)-biphenyl-2-yl]-amide	
10	5-Cyano-furan-2-carboxylic acid [2'-fluoro-5-(4-methyl-piperazin-1-yl)-biphenyl-2-yl]-amide	
11	5-Cyano-furan-2-carboxylic acid [2-cyclohex-1-enyl-4-(4-methyl-piperazin-1-yl)-phenyl]-amide	

	Name	Structure
12	5-Cyano-furan-2-carboxylic acid[2-(3,6-dihydro-2H-pyran-4-yl)-4-(4-methyl-piperazin-1-yl)-phenyl -amide	
13	4-Cyano-1H-pyrrole-2-carboxylic acid (2-cyclohex-1-enyl-4-piperidin-4-yl-phenyl)-amide trifluoroacetic acid salt	
14	4-Cyano-1H-imidazole-2-carboxylic acid (2-cyclohex-1-enyl-4-piperidin-4-yl-phenyl)-amide trifluoroacetic acid salt	
15	4-Cyano-1H-pyrrole-2-carboxylic acid [4-(1-acetyl-piperidin-4-yl)-2-cyclohex-1-enyl-phenyl]-amide	

	Name	Structure
16	4-Cyano-1H-imidazole-2-carboxylic acid [4-(1-acetyl-piperidin-4-yl)-2-cyclohex-1-enyl-phenyl]-amide	
17	4-Cyano-1H-imidazole-2-carboxylic acid [2-(4-methyl-cyclohex-1-enyl)-4-piperidin-4-yl-phenyl]-amide trifluoroacetic acid salt	
18	4-Cyano-1H-imidazole-2-carboxylic acid (2-cyclopent-1-enyl-4-piperidin-4-yl-phenyl)-amide trifluoroacetic acid salt	
20	4-Cyano-1H-imidazole-2-carboxylic acid {2-cyclohex-1-enyl-4-[1-(2-methanesulfonyl-acetyl)-piperidin-4-yl]-phenyl}-amide	

	Name	Structure
21	4-Cyano-1H-imidazole-2-carboxylic acid [2-cyclohex-1-enyl-4-(1-pyridin-2-ylmethyl-piperidin-4-yl)-phenyl]-amide trifluoroacetic acid salt	
22	4-Cyano-1H-imidazole-2-carboxylic acid [2-(4-methyl-cyclohex-1-enyl)-4-(1-pyridin-2-ylmethyl-piperidin-4-yl)-phenyl]-amide trifluoroacetic acid salt	
23	4-Cyano-1H-imidazole-2-carboxylic acid {2-cyclopent-1-enyl-4-[1-(1-methyl-1H-imidazol-2-ylmethyl)-piperidin-4-yl]-phenyl}-amide trifluoroacetic acid salt	
24	4-{4-[(4-Cyano-1H-imidazole-2-carbonyl)-amino]-3-cyclohex-1-enyl-phenyl}-piperidine-1-carboxylic acid amide	

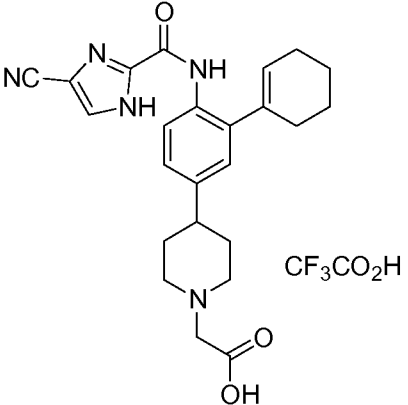
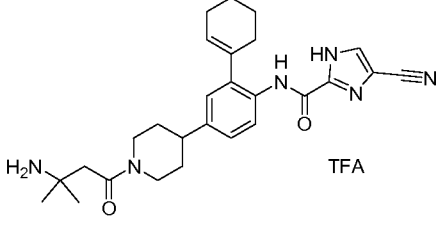
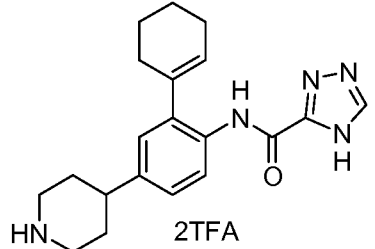
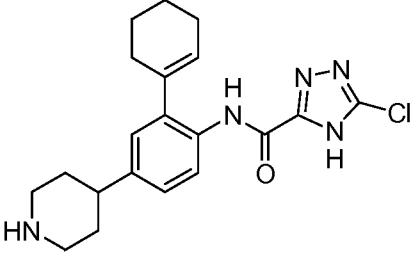
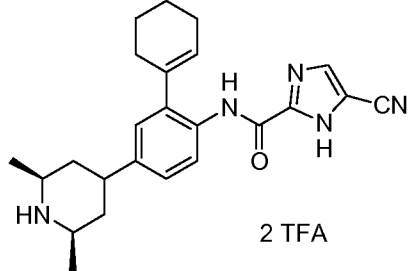
	Name	Structure
25	4-Cyano-1H-imidazole-2-carboxylic acid [2-cyclohex-1-enyl-4-(3,4,5,6-tetrahydro-2H-[1,2']bipyridinyl-4-yl)-phenyl]-amide trifluoroacetic acid salt	
26	4-Cyano-1H-imidazole-2-carboxylic acid {2-cyclohex-1-enyl-4-[1-(2-hydroxy-ethyl)-piperidin-4-yl]-phenyl}-amide trifluoroacetic acid salt	
27	4-Cyano-1H-imidazole-2-carboxylic acid {4-[1-(2-cyano-ethyl)-piperidin-4-yl]-2-cyclohex-1-enyl-phenyl}-amide trifluoroacetic acid salt	
28	4-Cyano-1H-imidazole-2-carboxylic acid [4-(1-carbamoylmethyl-piperidin-4-yl)-2-cyclohex-1-enyl-phenyl]-amide trifluoroacetic acid salt	

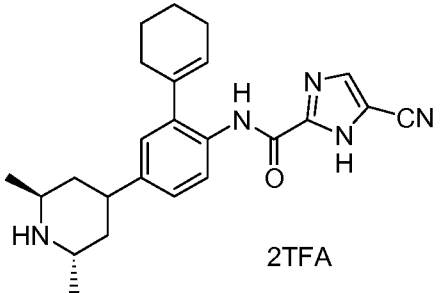
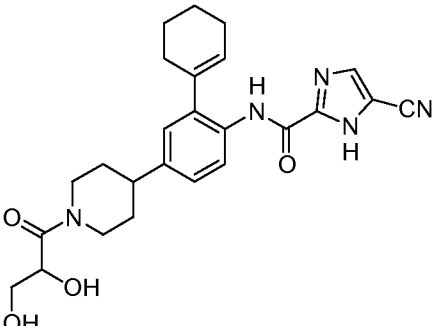
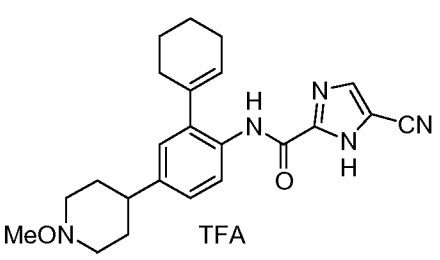
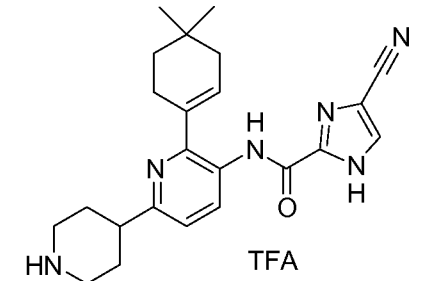
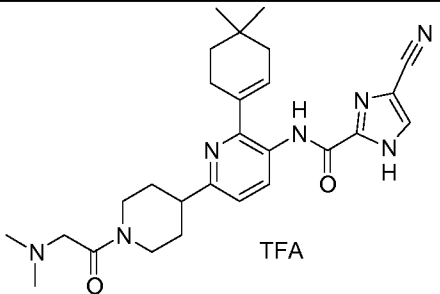
	Name	Structure
29	4-Cyano-1H-imidazole-2-carboxylic acid {2-cyclohex-1-enyl-4-[1-(2-pyridin-2-yl-acetyl)-piperidin-4-yl]-phenyl}-amide trifluoroacetic acid salt	
30	4-Cyano-1H-imidazole-2-carboxylic acid {2-cyclohex-1-enyl-4-[1-(2-pyridin-3-yl-acetyl)-piperidin-4-yl]-phenyl}-amide trifluoroacetic acid salt	
31	4-Cyano-1H-imidazole-2-carboxylic acid {2-cyclohex-1-enyl-4-[1-(2-pyridin-4-yl-acetyl)-piperidin-4-yl]-phenyl}-amide trifluoroacetic acid salt	
32	4-Cyano-1H-imidazole-2-carboxylic acid (2-cyclohex-1-enyl-4-{1-[2-(1-methyl-1H-imidazol-4-yl)-acetyl]-piperidin-4-yl}-phenyl)-amide trifluoroacetic acid salt	

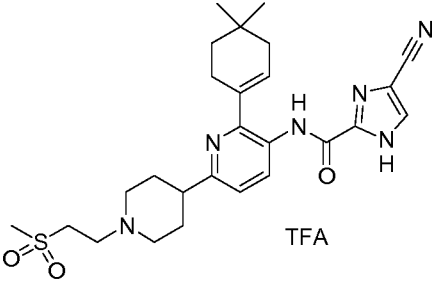
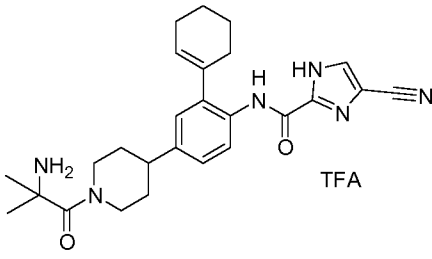
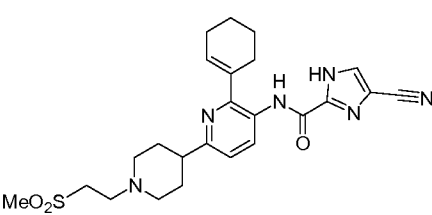
	Name	Structure
33	4-Cyano-1H-imidazole-2-carboxylic acid {2-cyclohex-1-enyl-4-[1-(2-1H-imidazol-4-yl-acetyl)-piperidin-4-yl]-phenyl}-amide trifluoroacetic acid salt	
34	4-Cyano-1H-imidazole-2-carboxylic acid {2-cyclohex-1-enyl-4-[1-(2-morpholin-4-yl-ethyl)-piperidin-4-yl]-phenyl}-amide di-trifluoroacetic acid salt	
35	4-Cyano-1H-imidazole-2-carboxylic acid [2-(1,1-dioxo-1,2,3,6-tetrahydro-1λ ⁶ -thiopyran-4-yl)-4-piperidin-4-yl-phenyl]-amide	
36	4-Cyano-1H-imidazole-2-carboxylic acid [2-(1,1-dioxo-1,2,3,6-tetrahydro-1λ ⁶ -thiopyran-4-yl)-4-piperidin-4-yl-phenyl]-amide trifluoroacetic acid salt	

	Name	Structure
37	4-Cyano-1H-imidazole-2-carboxylic acid [4-(1-acetyl-piperidin-4-yl)-2-(1,1-dioxo-1,2,3,6-tetrahydro-1 λ^6 -thiopyran-4-yl)-phenyl]-amide	
38	4-Cyano-1H-imidazole-2-carboxylic acid {2-cyclohex-1-enyl-4-[1-(2-dimethylaminoacetyl)-piperidin-4-yl]-phenyl}-amide	
38b	4-Cyano-1H-imidazole-2-carboxylic acid {2-cyclohex-1-enyl-4-[1-(2-methylaminoacetyl)-piperidin-4-yl]-phenyl}-amide	
39	4-{4-[(4-Cyano-1H-imidazole-2-carbonyl)-amino]-3-cyclohex-1-enyl-phenyl}-piperidine-1-carboxylic acid (2-hydroxyethyl)-amide	
40	4-Cyano-1H-imidazole-2-carboxylic acid {2-cyclohex-1-enyl-4-[1-(2-methanesulfonyl-ethyl)-piperidin-4-yl]-phenyl}-amide	

	Name	Structure
41	4-Cyano-1H-imidazole-2-carboxylic acid {2-cyclohex-1-enyl-4-[1-(1-oxy-pyridine-4-carbonyl)-piperidin-4-yl]-phenyl}-amide	
42	4-Cyano-1H-imidazole-2-carboxylic acid {2-cyclohex-1-enyl-4-[1-(1-oxy-pyridine-3-carbonyl)-piperidin-4-yl]-phenyl}-amide	
43	4-Cyano-1H-imidazole-2-carboxylic acid {2-cyclohex-1-enyl-4-[1-(pyridine-3-carbonyl)-piperidin-4-yl]-phenyl}-amide	
44	4-Cyano-1H-imidazole-2-carboxylic acid (2-cyclohex-1-enyl-4-{1-[2-(2-hydroxy-ethylamino)-acetyl]-piperidin-4-yl}-phenyl)-amide trifluoroacetic acid salt	
45	4-Cyano-1H-imidazole-2-carboxylic acid (2-cyclohex-1-enyl-4-{1-[2-(2-hydroxy-ethyl)-methyl-amino-acetyl]-piperidin-4-yl}-phenyl)-amide trifluoroacetic acid salt	
46	4-Cyano-1H-imidazole-2-carboxylic acid [4-(1-acetyl-piperidin-4-yl)-2-(1,2,5,6-tetrahydro-pyridin-3-yl)-phenyl]-amide trifluoroacetic acid salt	

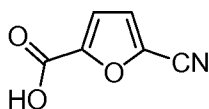
	Name	Structure
47	(4-{4-[(4-Cyano-1H-imidazole-2-carbonyl)-amino]-3-cyclohex-1-enyl-phenyl}-piperidin-1-yl)-acetic acid trifluoroacetic acid salt	
48	4-Cyano-1H-imidazole-2-carboxylic acid {4-[1-(3-amino-3-methyl-butyl)-piperidin-4-yl]-2-cyclohex-1-enyl-phenyl}-amide trifluoroacetic acid salt	
49	4H-[1,2,4]-triazole-3-carboxylic acid (2-cyclohex-1-enyl-4-piperidin-4-yl-phenyl)-amide bis trifluoroacetic acid salt	
50	5-Chloro-4H-[1,2,4]-triazole-3-carboxylic acid (2-cyclohex-1-enyl-4-piperidin-4-yl-phenyl)-amide trifluoroacetic acid salt	
51a	5-Cyano-1H-imidazole-2-carboxylic acid [2-cyclohex-1-enyl-4-(cis-2,6-dimethyl-piperidin-4-yl)-phenyl]-amide bis trifluoroacetic acid salt	

	Name	Structure
51b	5-cyano-1H-imidazole-2-carboxylic acid [2-cyclohex-1-enyl-4-(trans-2,6-dimethyl-piperidin-4-yl)-phenyl]-amide bis trifluoroacetic acid salt	 <p>2TFA</p>
52	5-Cyano-1H-imidazole-2-carboxylic acid {2-cyclohex-1-enyl-4-[1-(R)-(+)-(2,3-dihydroxypropionyl)-piperidin-4-yl]-phenyl}-amide	 <p>OH</p>
53	5-Cyano-1H-imidazole-2-carboxylic acid [2-cyclohex-1-enyl-4-(1-methoxy-piperidin-4-yl)-phenyl]-amide trifluoroacetic acid salt	 <p>MeON TFA</p>
54	4-Cyano-1H-imidazole-2-carboxylic acid [6-(4,4-dimethyl-cyclohex-1-enyl)-1',2',3',4',5',6'-hexahydro-[2,4']bipyridinyl-5-yl]-amide trifluoroacetic acid salt	 <p>HN TFA</p>
55	4-Cyano-1H-imidazole-2-carboxylic acid [1'-(2-dimethylamino-acetyl)-6-(4,4-dimethyl-cyclohex-1-enyl)-1',2',3',4',5',6'-hexahydro-[2,4']bipyridinyl-5-yl]-amide trifluoroacetic acid salt	 <p>TFA</p>

	Name	Structure
56	4-Cyano-1H-imidazole-2-carboxylic acid [6-(4,4-dimethyl-cyclohex-1-enyl)-1'-(2-methanesulfonyl-ethyl)-1',2',3',4',5',6'-hexahydro-[2,4']bipyridinyl-5-yl]-amide trifluoroacetic acid salt	
57	5-Cyano-1H-imidazole-2-carboxylic acid {4-[1-(2-amino-2-methyl-propionyl)-piperidin-4-yl]-2-cyclohex-1-enyl-phenyl}-amide trifluoroacetic acid salt	
58	5-Cyano-1H-imidazole-2-carboxylic acid [6-cyclohex-1-enyl-1'-(2-methanesulfonyl-ethyl)-1',2',3',4',5',6'-hexahydro-[2,4']bipyridinyl-5-yl]-amide	

Example 1

5-Cyano-furan-2-carboxylic acid



5

To a flask with a stir bar and Vigreux column under Ar was added 2-formyl-5-furancarboxylic acid (2.8 g, 20 mmol), hydroxylamine hydrochloride (2.7 g, 40 mmol), and dry pyridine (50 mL). The mixture was heated to 85 °C, acetic anhydride (40 mL) was added and the mixture was stirred for 3 h. After cooling to 60 °C, water (250 mL) was added and the mixture was stirred at RT for 70 h. The mixture was acidified to pH 2 with concentrated hydrochloric acid and extracted with 3:1 dichloromethane-isopropanol (8 x 100 mL). The combined organic layers were washed with water (100 mL), brine (100 mL), dried over anhydrous sodium sulfate and concentrated *in vacuo* to afford the title compound as a tan solid (1.26 g, 46 %). ¹H-

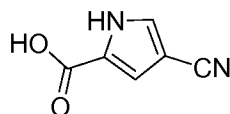
10

NMR (CD₃OD; 400 MHz): δ 14.05 (br s, 1H), 7.74 (d, 1H, J = 3.8 Hz), 7.42 (d, 1H, J = 3.8 Hz).

Example 2

5

4-Cyano-1H-pyrrole-2-carboxylic acid

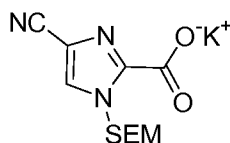


The title compound was prepared by the literature procedure (Loader and Anderson, *Canadian J. Chem.* 59: 2673 (1981)). ¹H-NMR (CDCl₃; 400 MHz): δ 12.70 (br s, 1H), 7.78 (s, 1H), 7.13 (s, 1H).

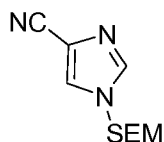
10

Example 3

4-Cyano-1-(2-trimethylsilanyl-ethoxymethyl)-1H-imidazole-2-carboxylate potassium salt



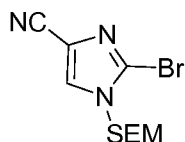
15 a) *1-(2-Trimethylsilanyl-ethoxymethyl)-1H-imidazole-4-carbonitrile*



A flask charged with imidazole-4-carbonitrile (0.5 g, 5.2 mmol) (Synthesis, 677, 2003), 2-(trimethylsilyl)ethoxymethyl chloride (SEMCl) (0.95 mL, 5.3 mmol), K₂CO₃ (1.40 g, 10.4 mmol), and acetone (5 mL) was stirred for 10 h at RT. The mixture was diluted with EtOAc (20 mL) and washed with water (20 mL) and brine (20 mL) and the organic layer dried over MgSO₄. The crude product was eluted from a 20-g SPE cartridge (silica) with 30 % EtOAc/hexane to give 0.80 g (70 %) of the title compound as a colorless oil. Mass spectrum (CI (CH₄), m/z) Calcd. for C₁₀H₁₇N₃OSi, 224.1 (M+H), found 224.1.

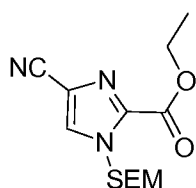
25

b) *2-Bromo-1-(2-trimethylsilanyl-ethoxymethyl)-1H-imidazole-4-carbonitrile*



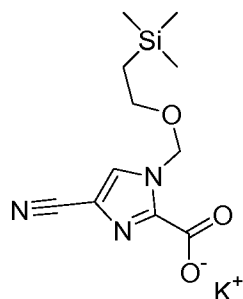
To a solution of 1-(2-trimethylsilylmethoxy)-1H-imidazole-4-carbonitrile (0.70 g, 3.1 mmol) (as prepared in the previous step) in CCl₄ (10 mL) was added NBS (0.61 g, 3.4 mmol) and AIBN (cat), and the mixture heated at 60 °C for 4 h. The reaction was diluted with EtOAc (30 mL) and washed with NaHCO₃ (2 x 30 mL) and brine (30 mL) and the organic layer was dried over Na₂SO₄ and then concentrated. The title compound was eluted from a 20-g SPE cartridge (silica) with 30 % EtOAc/hexane to give 0.73 g (77 %) of a yellow solid. Mass spectrum (CI (CH₄), m/z) Calcd. for C₁₀H₁₆BrN₃OSi, 302.0/304.0 (M+H), found 302.1/304.1.

c) 4-Cyano-1-(2-trimethylsilylmethoxy)-1H-imidazole-2-carboxylic acid ethyl ester



To a solution of 2-bromo-1-(2-trimethylsilylmethoxy)-1H-imidazole-4-carbonitrile (0.55 g, 1.8 mmol) (as prepared in the previous step) in THF (6 mL) at -40 °C was added drop wise a solution of 2M i-PrMgCl in THF (1 mL). The reaction was allowed to stir for 10 min at -40 °C and then cooled to -78 °C, and ethyl cyanoformate (0.3 g, 3.0 mmol) was added. The reaction allowed to attain RT and stirred for 1 h. The reaction was quenched with satd aq NH₄Cl, diluted with EtOAc (20 mL) and washed with brine (2 x 20 mL), and the organic layer was dried over Na₂SO₄ and then concentrated. The title compound was eluted from a 20-g SPE cartridge (silica) with 30 % EtOAc/hexane to give 0.4 g (74 %) of a colorless oil. Mass spectrum (ESI, m/z): Calcd. for C₁₃H₂₁N₃O₃Si, 296.1 (M+H), found 296.1.

d) 4-Cyano-1-(2-trimethylsilylmethoxy)-1H-imidazole-2-carboxylate potassium salt

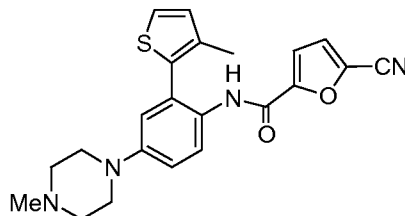


To a solution of 4-cyano-1-(2-(trimethylsilyl)ethoxymethyl)-1*H*-imidazole-2-carboxylic acid ethyl ester (0.4 g, 1.3 mmol) (as prepared in the previous step) in ethanol (3 mL) was added a solution of 6M KOH (0.2 mL) and the reaction was stirred for 10 min and then concentrated to give 0.40 g (100 %) of the title compound as a yellow solid. ¹H-NMR (400 MHz, CD₃OD) δ 7.98 (s, 1H), 5.92 (s, 2H), 3.62 (m, 2H), 0.94 (m, 2H), 0.00 (s, 9H). Mass spectrum (ESI-neg, *m/z*) Calcd. for C₁₁H₁₇N₃O₃Si, 266.1 (M-H), found 266.0.

10

Example 4

5-Cyano-furan-2-carboxylic acid [4-(4-methyl-piperazin-1-yl)-2-(3-methyl-thiophen-2-yl)-phenyl]-amide



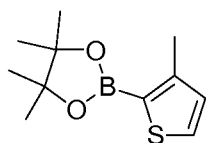
a) *1-(3-Bromo-4-nitro-phenyl)-4-methyl-piperazine*

15

2-Bromo-4-fluoronitrobenzene (949 mg, 4.31 mmol) was added in two portions to neat N-methylpiperazine (8 mL) at 0 °C and allowed to warm to room temperature. The reaction was heated to 60 °C for 1 h, and then it was diluted with 50 mL of EtOAc and poured into H₂O (50 mL). The layers were separated and the organic layer was washed with satd aq NaHCO₃, dried (Na₂SO₄), and concentrated *in vacuo* to afford 580 mg (45 %) of the title compound as a yellow solid: Mass spectrum (ESI, *m/z*): Calcd. for C₁₁H₁₄BrN₃O₂, 300.0 (M+H), found 300.1.

20

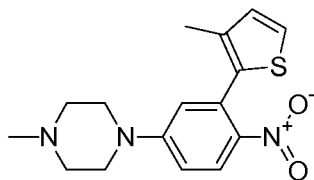
b) *4,4,5,5-Tetramethyl-2-(3-methyl-thiophen-2-yl)-[1,3,2]dioxaborolane*



To a stirred solution of 2-bromo-3-methylthiophene (337 mg, 1.9 mmol) in 8 mL of THF at -40°C was added n-BuLi (0.8 mL, 2.5 M/hexanes), and the reaction was allowed to stir for 30 min. At this time 2-isopropoxy-4,4,5,5-tetramethyl-

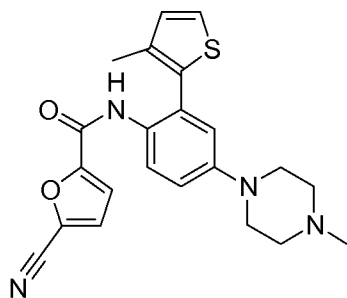
5 [1,3,2]dioxaborolane (775 μL , 3.8 mmol) was added, and the reaction was allowed to warm to ambient temperature, and stirring was continued for 1 h. The reaction was then cooled to 0°C and quenched with satd aq NaHCO_3 (10 mL). The mixture was poured into EtOAc (100 mL), washed with H_2O (2 x 50 mL), dried (Na_2SO_4) and concentrated *in vacuo*. Purification of the residue by silica gel preparative thin layer
10 chromatography (20 % EtOAc-hexanes) afforded 224 mg (53 %) of the title compound as an oil. ^1H -NMR (CDCl_3 ; 400 MHz): δ 1.36 (s, 12H), 2.5 (s, 3H), 6.99 (d, 1H, $J = 4.8$ Hz), 7.50 (d, 1H, $J = 4.8$ Hz).

c) 1-Methyl-4-[3-(3-methyl-thiophen-2-yl)-4-nitro-phenyl]-piperazine



15 To a flask containing 1-(3-bromo-4-nitro-phenyl)-4-methyl-piperazine (68 mg, 0.2 mmol, as prepared in Example 4, step (a)), 4,4,5,5-tetramethyl-2-(3-methyl-thiophen-2-yl)-[1,3,2]dioxaborolane (61 mg, 0.27 mmol, as prepared in the previous step) and $\text{Pd}(\text{PPh}_3)_4$ (14 mg, 6 mol %) was charged toluene (3 mL), ethanol (3 mL) and 2M
20 Na_2CO_3 (4 mL). The resultant mixture was heated at 80°C for 2 h and then poured into EtOAc (25 mL). The organic layer was separated, dried (Na_2SO_4) and concentrated *in vacuo*. Purification by silica gel preparative thin layer chromatography (EtOAc) afforded 40 mg (63 %) of the title compound as a light yellow solid. Mass spectrum (ESI, m/z): Calcd. for $\text{C}_{16}\text{H}_{19}\text{N}_3\text{O}_2\text{S}$, 318.1 (M+H),
25 found 318.2.

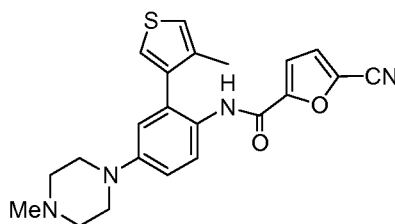
d) 5-Cyano-furan-2-carboxylic acid [4-(4-methyl-piperazin-1-yl)-2-(3-methyl-thiophen-2-yl)-phenyl]-amide



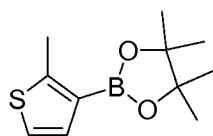
1-Methyl-4-[3-(3-methyl-thiophen-2-yl)-4-nitro-phenyl]-piperazine (60 mg, 0.18 mmol, as prepared in the previous step) was stirred with 40 mg 5 % Pd-C in MeOH (5 mL) under H₂ (1 atm) for 2 h. The reaction was filtered through Celite and concentrated in vacuo to afford 40 mg (72 %) of 4-(4-methyl-piperazin-1-yl)-2-(3-methyl-thiophen-2-yl)-phenylamine as a brown solid, which was used immediately without further purification. Using a procedure similar to Example 9, step (c), 4-(4-methyl-piperazin-1-yl)-2-(3-methyl-thiophen-2-yl)-phenylamine (40 mg, 0.13 mmol) was allowed to react with 5-cyano-furan-2-carbonyl chloride (30 mg, 0.19 mmol, as prepared in Example 9, step (c)) in the presence of DIEA (61 μ L, 0.34 mmol) to afford 18.9 mg (36 %) of the title compound as a yellow solid. ¹H-NMR (CDCl₃; 400 MHz): δ 2.13 (s, 3H), 2.38 (s, 3H), 2.59-2.62 (m, 4H), 3.24-3.27 (m, 4H), 6.92 (d, 1H, J = 2.8 Hz), 7.06 (d, 1H, J = 5.1 Hz), 7.15 (d, 1H, J = 3.7 Hz), 7.19 (d, 1H, J = 3.7 Hz), 7.02 (dd, 1H, J = 2.8, 9.0 Hz), 7.42 (d, 1H, J = 5.1 Hz), 8.11 (s, 1H), 8.34 (d, 1H, J = 9.0 Hz); Mass spectrum (ESI, *m/z*): Calcd. for C₂₂H₂₂N₄O₂S, 407.1 (M+H), found 407.1.

Example 5

5-Cyano-furan-2-carboxylic acid [4-(4-methyl-piperazin-1-yl)-2-(4-methyl-thiophen-3-yl)-phenyl]-amide

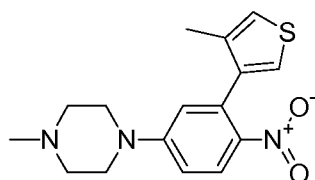


a) 4,4,5,5-Tetramethyl-2-(2-methyl-thiophen-3-yl)-[1,3,2]dioxaborolane



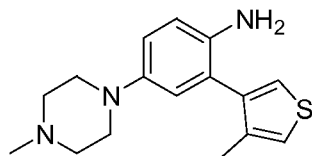
- Using a procedure similar to Example 4, step (b), 3-bromo-4-methylthiophene (571 mg, 3.2 mmol) was treated with n-BuLi (1.41 mL, 2.5M/hexanes) and then allowed to react with 2-isopropoxy-4,4,5,5-tetramethyl-[1,3,2]dioxaborolane (775 μ L, 3.8 mmol) to afford 189 mg (26 %) of the title compound as a colorless oil. $^1\text{H-NMR}$ (CDCl_3 ; 400 MHz): δ 1.32 (s, 12H), 2.42 (s, 3H), 6.90-6.91 (m, 1H), 7.84 (d, 1H, $J = 2.9$ Hz).

b) *1-Methyl-4-[3-(4-methyl-thiophen-3-yl)-4-nitro-phenyl]-piperazine*



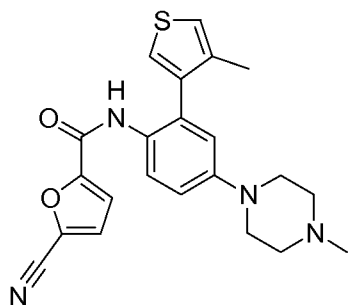
- Using a procedure similar to Example 4, step (c), 1-(3-bromo-4-nitro-phenyl)-4-methyl-piperazine (162 mg, 0.54 mmol), 4,4,5,5-tetramethyl-2-(2-methyl-thiophen-3-yl)-[1,3,2]dioxaborolane (145 mg, 0.64 mmol) and $\text{Pd}(\text{PPh}_3)_4$ (37 mg, 6 mol %) were allowed to react to afford 108 mg (71%) of the title compound as a yellow solid. $^1\text{H-NMR}$ (CDCl_3 ; 400 MHz): δ 2.02 (s, 3H), 2.37 (s, 3H), 2.55-2.57 (m, 4H), 3.42-3.45 (m, 4H), 6.66 (d, 1H, $J = 2.8$ Hz), 6.87 (s, 1H), 6.99-7.00 (m, 1H), 7.09 (d, 1H, $J = 3.2$ Hz), 8.13 (d, 1H, $J = 9.2$ Hz).

c) *4-(4-Methyl-piperazin-1-yl)-2-(4-methyl-thiophen-3-yl)-phenylamine*



- Using a procedure similar to Example 4, step (d), 1-methyl-4-[3-(4-methyl-thiophen-3-yl)-4-nitro-phenyl]-piperazine (100 mg, 0.32 mmol) was stirred with 80 mg 5 % Pd-C under H_2 to afford 82 mg (89 %) of the title compound as a dark oil, which was used immediately without further purification spectrum (ESI, m/z): Calcd. for $\text{C}_{16}\text{H}_{21}\text{N}_3\text{S}$, 288.15 (M+H), found 288.1.

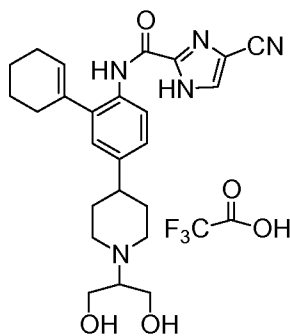
d) 5-Cyano-furan-2-carboxylic acid [4-(4-methyl-piperazin-1-yl)-2-(4-methyl-thiophen-3-yl)-phenyl]-amide



Using a procedure similar to Example 9, step (c), 5-cyano-furan-2-carbonyl chloride (64 mg, 0.41 mmol, as prepared in Example 9, step (c)) was allowed to react with 4-(4-methyl-piperazin-1-yl)-2-(4-methyl-thiophen-3-yl)-phenylamine (80 mg, 0.27 mmol, as prepared in the previous step) in the presence of DIEA (0.10 mL, 0.59 mmol) to afford 25.8 mg (24 %) of the title compound as a yellow solid. ¹H-NMR (CDCl₃; 400 MHz): δ 2.09 (s, 3H), 2.37 (s, 3H), 2.59-2.60 (m, 4H), 3.24-3.26 (m, 4H), 6.83 (d, 1H, J = 2.9 Hz), 6.98-7.06 (m, 2H), 7.14-7.21 (m, 3H), 7.96 (s, 1H), 8.32 (d, 1H, J = 9.0 Hz). Mass spectrum (ESI, *m/z*): Calcd. for C₂₂H₂₂N₄O₂S, 407.1 (M+H), found 407.1.

Example 6

15 4-Cyano-1H-imidazole-2-carboxylic acid {2-cyclohex-1-enyl-4-[1-(2-hydroxy-1-hydroxymethyl-ethyl)-piperidin-4-yl]-phenyl}-amide trifluoroacetic acid salt



a) 4-Cyano-1H-imidazole-2-carboxylic acid {2-cyclohex-1-enyl-4-[1-(2,2-dimethyl-[1,3]dioxan-5-yl)-piperidin-4-yl]-phenyl}-amide

20

To a slurry of 4-cyano-1H-imidazole-2-carboxylic acid (2-cyclohex-1-enyl-4-piperidin-4-yl-phenyl)-amide trifluoroacetic acid salt (81 mg, 0.16 mmol, as prepared

in Example 14, step (b)) in CH₂Cl₂ (3 mL) was added NEt₃ (33 μ L, 0.24 mmol). The solution was then treated with 2,2-dimethyl-[1,3]dioxan-5-one (31 mg, 0.24 mmol) and the reaction was allowed to stir for 3 h. At this time NaBH(OAc)₃ (51 mg, 0.24 mmol) was added in one portion, and the reaction was allowed to stir for an additional
 5 4 h. The reaction was diluted with H₂O (10 mL) and extracted with EtOAc (2 x 25 mL). The organic extracts were dried (Na₂SO₄) and concentrated in vacuo. Purification by silica gel preparative thin layer chromatography (10 % MeOH-CHCl₃) afforded 22 mg (28 %) of the title compound as an off-white semi-solid. Mass spectrum (ESI, m/z): Calcd. for C₂₈H₃₅N₅O₃, 490.2 (M+H), found 490.6.

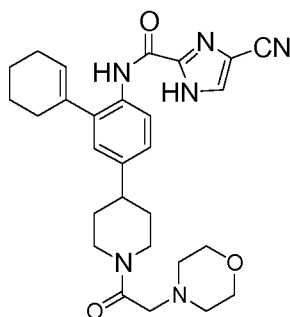
10

b) *4-Cyano-1H-imidazole-2-carboxylic acid {2-cyclohex-1-enyl-4-[1-(2-hydroxy-1-hydroxymethyl-ethyl)-piperidin-4-yl]-phenyl}-amide trifluoro-acetic acid*

To a solution of 4-cyano-1H-imidazole-2-carboxylic acid {2-cyclohex-1-enyl-4-[1-(2,2-dimethyl-[1,3]dioxan-5-yl)-piperidin-4-yl]-phenyl}-amide (22 mg, 0.04 mmol, as
 15 prepared in the previous step) in THF-H₂O (1 mL, 4:1 v/v) was added TFA (0.4 mL), and the reaction was allowed to stir for 1 h. Removal of the solvent under vacuum afforded 14 mg (60 %) of the title compound as an amber foam. ¹H-NMR (CD₃OD, 400 MHz): δ 1.78-1.90 (m, 4H), 2.03-2.16 (m, 3H), 2.29 (br s, 4H), 2.88-2.96 (m,
 20 1H), 3.37-3.40 (m, 1H), 3.46-3.53 (m, 2H), 3.74-3.78 (m, 3H), 5.83 (s, 1H), 7.13 (d, 1H, J = 2.0 Hz), 7.22 (dd, 1H, J = 2.0, 8.4 Hz), 8.03 (s, 1H), 8.17 (d, 1H, J = 8.4 Hz); Mass spectrum (ESI, m/z): Calcd. for C₂₅H₃₁N₅O₃, 450.2 (M+H), found 450.2.

Example 7

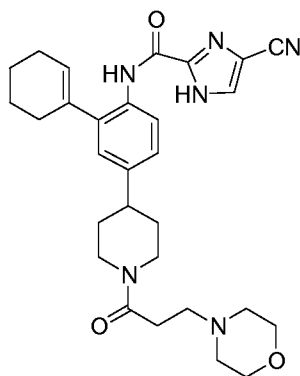
25 *4-Cyano-1H-imidazole-2-carboxylic acid {2-cyclohex-1-enyl-4-[1-(2-morpholin-4-yl-acetyl)-piperidin-4-yl]-phenyl}-amide*



To a solution of morpholin-4-yl-acetic acid ethyl ester (117 mg, 0.67 mmol) in ethanol (4 mL) was added 6N KOH (110 μ L, 0.67 mmol) via syringe and stirring was continued for 3 h. Concentration in vacuo afforded 122 mg (100 %) of morpholin-4-yl-acetic acid potassium salt. To a mixture of morpholin-4-yl-acetic acid potassium salt (29 mg, 0.15 mmol), 4-cyano-1*H*-imidazole-2-carboxylic acid (2-cyclohex-1-enyl-4-piperidin-4-yl-phenyl)-amide trifluoroacetic acid salt (65.1 mg, 0.13 mmol, as prepared in Example 14, step (b)) and PyBroP (93 mg, 0.19 mmol) in CH₂Cl₂ (4 mL) was added DIEA (51 μ L, 0.29 mmol) and the reaction was allowed to stir overnight. The reaction was diluted with CH₂Cl₂ (50 mL), washed with H₂O (2 x 25 mL), dried (Na₂SO₄) and concentrated in vacuo. Purification of the crude product by silica gel preparative TLC afforded 8.1 mg (12 %) of the title compound as a white solid. ¹H-NMR (CDCl₃; 400 MHz): δ 1.68-2.04 (m, 5H), 2.20-2.29 (m, 4H), 2.53-2.78 (m, 5H), 3.09-3.23 (m, 6H), 3.35-3.40 (m, 1H), 3.72 (br s, 4H), 4.16-4.22 (m, 1H), 4.73-4.77 (m, 1H), 5.82 (s, 1H), 7.00 (s, 1H), 7.12 (dd, 1H, *J* = 0.6, 8.0 Hz), 7.73 (s, 1H), 8.27 (d, 1H, *J* = 8.1 Hz), 9.48 (s, 1H); Mass spectrum (ESI, *m/z*): Calcd. for C₂₈H₃₄N₆O₃, 503.27 (M+H), found 503.1.

Example 8

20 *4-Cyano-1H-imidazole-2-carboxylic acid {2-cyclohex-1-enyl-4-[1-(3-morpholin-4-yl-propionyl)-piperidin-4-yl]-phenyl}-amide*

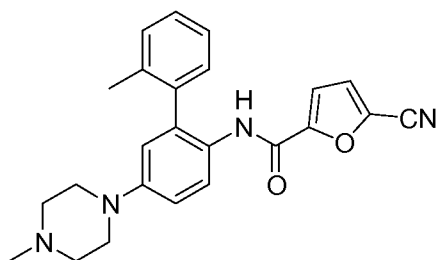


To a flask containing 3-morpholin-4-yl-propionic acid potassium salt (94 mg, 0.47 mmol, prepared from 3-morpholin-4-yl-propionic acid ethyl ester exactly as described in Example 7, 4-cyano-1*H*-imidazole-2-carboxylic acid (2-cyclohex-1-enyl-4-piperidin-4-yl-phenyl)-amide trifluoroacetic acid salt (179 mg, 0.36 mmol, as prepared in Example 14 (b)), EDCI (83 mg, 0.43 mmol), and HOBT (68 mg, 0.5

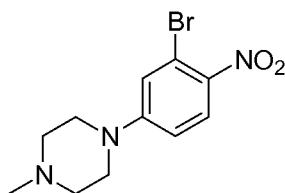
mmol) was added DMF (4 mL). To the stirred slurry was added DIEA (157 μ L, 0.9 mmol) and the reaction was allowed to stir overnight. The reaction was diluted with H₂O (10 mL) and extracted with EtOAc (2 x 25 mL). The combined organic extracts were dried (Na₂SO₄), concentrated in vacuo and the crude product was purified by silica gel preparative TLC to afford 10.4 mg (6 %) of the title compound as a white solid. ¹H-NMR (CDCl₃; 400 MHz): δ 1.49-1.93 (m, 5H), 2.22-2.31 (m, 3H), 2.52 (br s, 4H), 2.58-2.63 (m, 3H), 2.74-2.76 (m, 4H), 3.10-3.17 (m, 2H), 3.72 (br s, 4H), 3.97-4.02 (m, 2H), 4.76-4.81 (m, 2H), 5.81-5.82 (m, 1H), 6.81-6.82 (m, 1H), 6.99-7.00 (m, 1H), 7.09-7.13 (m, 1H), 7.70 (s, 1H), 8.26 (d, 1H, J = 8.2 Hz), 9.51 (s, 1H); Mass spectrum (ESI, *m/z*): Calcd. for C₂₉H₃₆N₆O₃, 517.28 M+H, found 517.3.

Example 9

5-Cyano-furan-2-carboxylic acid [2'-methyl-5-(4-methyl-piperazin-1-yl)-biphenyl-2-yl]-amide

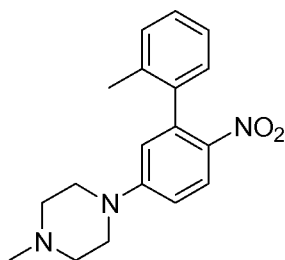


a) *1-(3-Bromo-4-nitro-phenyl)-4-methyl-piperazine*



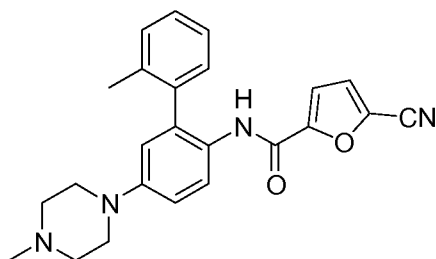
To a cooled (0 °C) solution of 1.00 g (4.55 mmol) of 2-bromo-4-fluoronitrobenzene (Oakwood) in 12 mL of EtOH was added 1.52 mL (13.7 mmol) of piperidine. The solution was stirred at 0 °C for 0.5 h and then at 60 °C for 4 h. The mixture was concentrated *in vacuo*, dissolved in EtOAc (60 mL), washed with water (3 x 100 mL) and brine (100 mL), and dried (Na₂SO₄). Concentration *in vacuo* and chromatography on a 50-g silica SPE column with 1-3 % MeOH- dichloromethane afforded 1.06 g (77 %) of the title compound as a tannish yellow solid. Mass spectrum (ESI, *m/z*): Calcd. for C₁₁H₁₄BrN₃O₂, 300.0 (M+H, ⁷⁹Br), found 300.1.

b) *1-Methyl-4-(2'-methyl-6-nitro-biphenyl-3-yl)-piperazine*



A mixture of 200mg (0.666 mmol) 1-(3-bromo-4-nitro-phenyl)-4-methyl-piperazine
 5 (as prepared in the previous step), 136 mg (0.999 mmol) and 77.0 mg (0.0666 mmol)
 of tetrakis(triphenylphosphine)palladium (0) under Ar was added 4.0 mL of degassed
 dimethoxyethane (DME) and 400 μ L (0.799 mmol) of 2.0 M aq Na_2CO_3 . The
 mixture was heated with stirring under Ar at 80 $^\circ\text{C}$ for 14 h. The cooled (RT) mixture
 was concentrated and chromatographed on a 10-g silica SPE column with 1-5 %
 10 MeOH in dichloromethane-hexane (1:1). The product fractions were treated with 80
 mg of decolorizing carbon, filtered, concentrated, and then rechromatographed on a
 similar column with 1-3 % EtOH-dichloromethane to afford 265 mg of the title
 compound as a yellow resin (75 % purity by ^1H -NMR as a mixture with
 triphenylphosphine) that was used in the following reaction without further
 15 purification: Mass spectrum (ESI, m/z): Calcd. for $\text{C}_{11}\text{H}_{21}\text{N}_3\text{O}_3$, 312.2 (M+H), found
 312.2.

c) *5-Cyano-furan-2-carboxylic acid [2'-methyl-5-(4-methyl-piperazin-1-yl)-biphenyl-2-yl]-amide*



20 A mixture of 140 mg (0.337 mmol based on 75 % purity) of 1-methyl-4-(2'-methyl-6-nitro-biphenyl-3-yl)-piperazine (as prepared in the previous step) and 70 mg of 10 %
 palladium on carbon (Degussa type E101-NE/W, Aldrich, 50 % by weight water) in 5
 mL of THF was stirred vigorously under a balloon of hydrogen for 1 h. The mixture

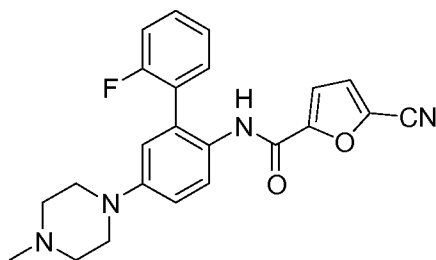
was filtered (Celite), washed with dichloromethane (2 x 2 mL), and the solution of the resulting aniline was placed under Ar and used immediately in the following reaction.

Simultaneously to the above reduction, 55.4 mg (0.404 mmol) of 5-cyanofuran-2-carboxylic acid (as prepared in Example 1) in 2.5 mL of anhydrous dichloromethane under a CaSO₄ drying tube was treated with 52.9 μ L (0.606 mmol) of oxalyl chloride followed by 10 μ L of anhydrous DMF. The solution was stirred for 25 min and quickly concentrated *in vacuo* at 20-25 °C. The resulting 5-cyano-furan-2-carbonyl chloride was placed under high vacuum for 2-3 min and then immediately placed under Ar, cooled to 0 °C in an ice bath, and treated with the aniline solution produced above followed by 141 μ L (0.808 mmol) of *N,N*-diisopropylethylamine (DIEA). After stirring for 30 min at RT, the mixture was concentrated *in vacuo*, and the resulting residue was chromatographed on a 20-g silica SPE column with 2-10 % EtOH-dichloromethane to give a yellow resin (which was crystallized from EtOAc-hexane) to afford 17.2 mg (13 %) of the pure title compound as a yellow solid along with 70.3 mg of impure title compound. The impure fraction was dissolved in 50 mL of EtOAc, washed with saturated aqueous NaHCO₃-1M K₂CO₃ (1:1, 2 x 20 mL) and brine (20 mL), dried (Na₂SO₄) and concentrated to afford 43.4 mg (32 %) additional title compound as a crystalline yellow solid (total yield 45 %). ¹H-NMR (CDCl₃; 400 MHz): δ 8.32 (d, 1H, J = 9.0 Hz), 7.73 (br s, 1H), 7.34-7.54 (m, 3H), 7.25 (d, 1H, J = 7.7 Hz), 7.12, 7.14 (AB q, 2H, J = 3.7 Hz), 7.01 (dd, 1H, J = 9.0, 2.8 Hz), 3.25-3.27 (m, 4H), 2.59-2.62 (m, 4H), 2.38 (s, 3H), and 2.15 (s, 3H). Mass spectrum (ESI, m/z): Calcd. for C₂₁H₂₄N₄O₃, 401.2 (M+H), found 401.1.

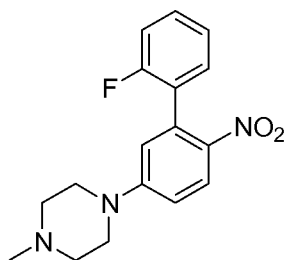
25

Example 10

5-Cyano-furan-2-carboxylic acid [2'-fluoro-5-(4-methyl-piperazin-1-yl)-biphenyl-2-yl]-amide

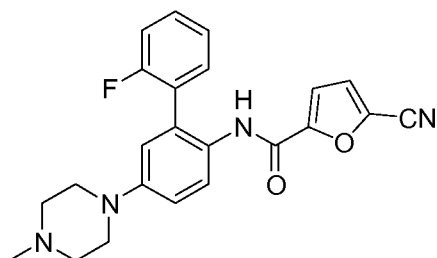


a) *1-(2'-Fluoro-6-nitro-biphenyl-3-yl)-4-methyl-piperazine*



The procedure of Example 9, step (b) was followed using 75.0 mg (0.250 mmol) 1-(3-bromo-4-nitro-phenyl)-4-methyl-piperazine (as prepared in Example 9, step (a)), 136 mg (0.999 mmol) 2-fluorophenylboronic acid, 26.8 mg (0.0232 mmol) of tetrakis(triphenylphosphine)palladium (0) and 400 μ L (0.799 mmol) of 2.0 M aq Na_2CO_3 in DME except the mixture was heated for 22 h. Chromatography on a 5-g silica SPE column with 1-5 % MeOH in dichloromethane-hexane (1:1) afforded 95.0 mg of the title compound (76 % purity by ^1H -NMR as a mixture with triphenylphosphine) as a yellow resin that was used in the following reaction without further purification. Mass spectrum (ESI, m/z): Calcd. for $\text{C}_{17}\text{H}_{18}\text{FN}_3\text{O}_3$, 316.1 (M+H), found 316.2.

b) *5-Cyano-furan-2-carboxylic acid [2'-fluoro-5-(4-methyl-piperazin-1-yl)-biphenyl-2-yl]-amide*

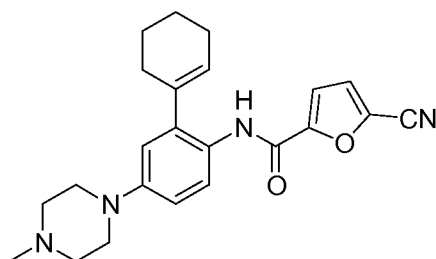


The procedure of Example 9, step (c) was followed using 93.2 mg (0.225 mmol based on 76 % purity) of 1-(2'-fluoro-6-nitro-biphenyl-3-yl)-4-methyl-piperazine (as prepared in the previous step), 46 mg of 10 % palladium on carbon, 37.0 mg (0.270 mmol) of 5-cyanofuran-2-carboxylic acid (as prepared in Example 1), 35.3 μ L (0.405 mmol) of oxalyl chloride, 5.0 μ L of anh DMF, and 94.1 μ L (0.540 mmol) of DIEA. Chromatography on a 5-g silica SPE column with 1-4 % MeOH- dichloromethane afforded 69.8 mg (77 %) of the title compound as a yellow resin. ^1H -NMR (CDCl_3 ;

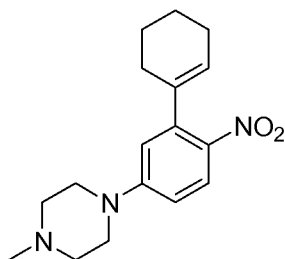
400 MHz): δ 8.04 (d, 1H, $J = 9.0$ Hz), 7.93 (br s, 1H), 7.434-7.48 (m, 1H), 7.37 (td, 1H, $J = 7.5, 1.8$ Hz), 7.22-7.31 (m, 2H), 7.13, 7.18 (AB q, 2H, $J = 3.7$ Hz), 7.02 (dd, 1H, $J = 9.0, 2.9$ Hz), 6.88 (d, 1H, $J = 2.9$ Hz), 3.24-3.27 (m, 4H), 2.57-2.60 (m, 4H), and 2.36 (s, 3H). Mass spectrum (ESI, m/z): Calcd. for $C_{23}H_{21}FN_4O_2$, 405.2 (M+H),
 5 found 405.2.

Example 11

5-Cyano-furan-2-carboxylic acid [2-cyclohex-1-enyl-4-(4-methyl-piperazin-1-yl)-phenyl]-amide



a) *1-(3-Cyclohex-1-enyl-4-nitro-phenyl)-4-methyl-piperazine*

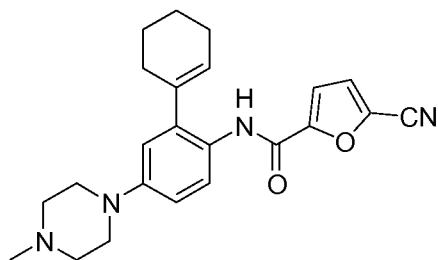


A mixture of 102 mg (0.340 mmol) 1-(3-bromo-4-nitro-phenyl)-4-methyl-piperazine
 15 (as prepared in Example 9, step (a)), 59.7 mg (0.474 mmol) cyclohexen-1-ylboronic
 acid, 43.8 mg (0.0379 mmol) of tetrakis(triphenylphosphine)palladium (0) under Ar
 was treated with 206 μ L (0.412 mmol) of 2.0 M degassed aq Na_2CO_3 , 0.6 mL
 degassed anh toluene and 0.2 mL degassed anh EtOH and the mixture was heated at
 100 $^{\circ}C$ for 21 h. After cooling to RT, the mixture was poured into EtOAc (10 mL),
 20 washed with brine (10 mL), dried (Na_2SO_4) and concentrated *in vacuo*.

Chromatography on a 5-g silica SPE column with 1-3 % EtOH in dichloromethane
 afforded 126 mg of the title compound (74 % purity by RP-HPLC (C18 column) as a
 mixture with triphenylphosphine) as a yellow oil that was used in the following

reaction without further purification. Mass spectrum (ESI, m/z): Calcd. for $C_{17}H_{23}N_3O_3$, 302.2 (M+H), found 302.2.

5 b) 5-Cyano-furan-2-carboxylic acid [2-cyclohex-1-enyl-4-(4-methyl-piperazin-1-yl)-phenyl]-amide



To 122 mg (0.299 mmol based on 74 % purity) of 1-(3-cyclohex-1-enyl-4-nitro-phenyl)-4-methyl-piperazine (as prepared in the previous step) in 5.0 mL of EtOH-water (2:1) was added 83.8 mg (1.50 mmol) of iron powder and 160 mg (2.99 mmol) of NH_4Cl and the mixture refluxed under Ar for 12 h. An additional 83.8 mg (1.50 mmol) of iron powder was added, and the mixture was refluxed for 1 h. The mixture was poured into EtOAc (12 mL), filtered (Celite), washed with EtOAc (2 x 4 mL), concentrated *in vacuo* and dissolved in anhyd THF (4.0 mL). The resulting aniline solution was placed under Ar and used immediately in the following reaction.

15 61.6 mg (0.449 mmol) of 5-cyanofuran-2-carboxylic acid (as prepared in Example 1) in 2.5 mL of anhyd dichloromethane under a $CaSO_4$ drying tube was treated with 60.0 μL (0.688 mmol) of oxalyl chloride followed by 10 μL of anhyd DMF. The solution was stirred for 25 min and quickly concentrated *in vacuo* at 20-25 °C. The residue was placed under high vacuum for 2-3 min and then immediately placed under Ar,

20 cooled to 0 °C in an ice bath and treated with the aniline solution produced above followed by 104 μL (0.598 mmol) of DIEA. After stirring 30 min at RT, the mixture was concentrated *in vacuo*, dissolved in EtOAc (20 mL), washed with 1M K_2CO_3 (2 x 10 mL) and brine (10 mL), dried (Na_2SO_4) and concentrated *in vacuo*. The resulting residue was chromatographed on a 10-g silica SPE column with 1-4 % MeOH-

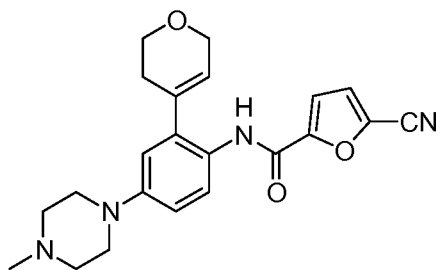
25 dichloromethane to give a yellow resin which was then crystallized from Et_2O -hexane to afford 84.7 mg (72 %) of the title compound as a crystalline yellow solid. 1H -NMR ($CDCl_3$; 400 MHz): δ 8.57 (br s, 1H), 8.26 (d, 1H, $J = 9.0$ Hz), 7.20, 7.23 (AB q, 2H, $J = 3.7$ Hz), 6.86 (dd, 1H, $J = 9.0, 2.9$ Hz), 6.74 (d, 1H, $J = 2.9$ Hz), 5.84-5.85 (m,

1H), 3.20-3.22 (m, 4H), 2.57-2.59 (m, 4H), 2.36 (s, 3H), 2.23-2.30 (m, 4H) and 1.79-1.84 (m, 4H). Mass spectrum (ESI, m/z): Calcd. for C₂₃H₂₆N₄O₂, 391.2 (M+H), found 391.2.

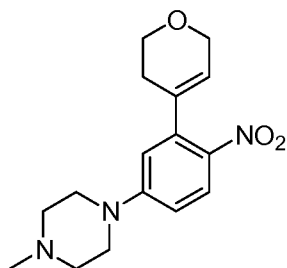
5

Example 12

5-Cyano-furan-2-carboxylic acid[2-(3,6-dihydro-2H-pyran-4-yl)-4-(4-methyl-piperazin-1-yl)-phenyl]-amide



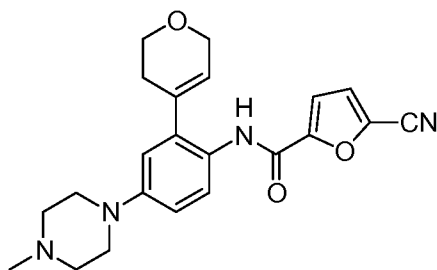
10 a) *1-[3-(3,6-Dihydro-2H-pyran-4-yl)-4-nitro-phenyl]-4-methyl-piperazine*



1-(3-Bromo-4-nitro-phenyl)-4-methyl-piperazine (as prepared in Example 9, step (a)) (225.1 mg, 0.79 mmol), K₂CO₃ (310.9 mg, 2.25 mmol) and 4-(4,4,5,5-tetramethyl-[1,3,2]dioxaborolan-2-yl)-3,6-dihydro-2H-pyran (Murata, M., et al, Synthesis, 778, (2000)) (157 mg, 0.75 mmol) in dioxane (5 mL) was heated at 80 °C overnight under Ar. The reaction mixture was allowed to cool to RT, concentrated, and the resulting residue was chromatographed on silica (10 % EtOAc/hexane - 20 % MeOH/EtOAc) to obtain the title compound (82 mg, 36 %). ¹H-NMR (CDCl₃; 400 MHz): δ 8.04 (d, 1H, J = 9.4 Hz), 6.78 (dd, 1H, J = 9.4, 2.6 Hz), 6.58 (m, 1H, J = 2.6 Hz), 5.58 (m, 1H), 4.34 (m, 2H), 3.95 (t, 2H, J = 5.3 Hz), 3.46 (m, 4H), 2.57 (m, 4H), 2.38 (s, 3H), 2.30 (m, 2H).

20

b) *5-Cyano-furan-2-carboxylic acid[2-(3,6-dihydro-2H-pyran-4-yl)-4-(4-methyl-piperazin-1-yl)-phenyl]-amide*

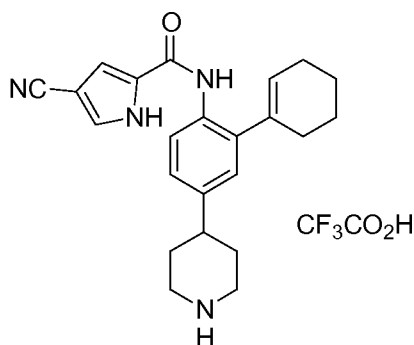


1-[3-(3,6-Dihydro-2H-pyran-4-yl)-4-nitro-phenyl]-4-methyl-piperazine (as prepared in previous step) (80 mg, 0.26 mmol) was converted to the corresponding amine using a procedure similar to Example 4, step (d), and coupled with 5-cyano-furan-2-carbonyl chloride as prepared in Example 9, step (c) (obtained from 137 mg, 1.00 mmol of 5-cyano-furan-2-carboxylic acid as prepared in Example 1) in CH₂Cl₂ (2 mL) at 0 °C. The product was isolated by flash chromatography on silica (50 % EtOAc/hexane-10 % MeOH/EtOAc) to obtain the title compound (62.2 mg, 60 %).
¹H-NMR (CDCl₃; 400 MHz): δ 8.35 (br s, 1H), 8.12 (d, 1H each, J = 8.76 Hz), 7.24 (d, 1H, J = 5.08 Hz), 7.19 (d, 1H, J = 5.08 Hz), 6.88 (dd, 1H, J = 8.76, 2.7 Hz), 6.73 (d, 1H, J = 2.7 Hz), 5.88 (br s, 1H), 4.34 (m, 2H), 3.94 (t, 2H, J = 5.3 Hz), 3.23 (m, 4H), 2.59 (m, 4H), 2.38 (br s, 5H). LC-MS (ESI, m/z): Calcd. for C₂₂H₂₄N₄O₃, 393.1 (M+H), found 393.2.

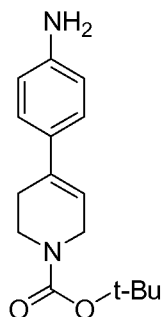
15

Example 13

4-Cyano-1H-pyrrole-2-carboxylic acid (2-cyclohex-1-enyl-4-piperidin-4-yl-phenyl)-amide trifluoroacetic acid salt

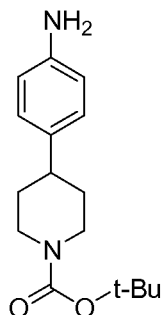


20 a) *4-(4-Amino-phenyl)-3,6-dihydro-2H-pyridine-1-carboxylic acid tert-butyl ester*



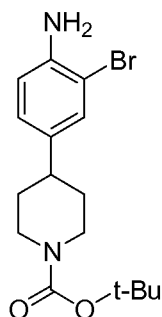
The title compound was prepared by Suzuki coupling of 4-(4,4,5,5-tetramethyl-[1,3,2]dioxaborolan-2-yl)-phenylamine with 4-trifluoromethanesulfonyloxy-3,6-dihydro-2*H*-pyridine-1-carboxylic acid tert-butyl ester (*Synthesis*, 993, (1991)) according to the procedure in Example 35, step (b). Mass spectrum (ESI, *m/z*): Calcd. for C₁₆H₂₂N₂O₂, 275.2 (*M*+*H*), found 275.1.

b) 4-(4-Amino-phenyl)-piperidine-1-carboxylic acid tert-butyl ester



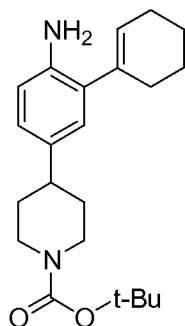
A solution of 4-(4-amino-phenyl)-3,6-dihydro-2*H*-pyridine-1-carboxylic acid tert-butyl ester (0.35 g, 1.2 mmol) (as prepared in the previous step) in methanol was hydrogenated over 10 % Pd/C at 20 psi for 1 h. The solution was filtered and concentrated to give 0.35 g (100 %) of the title compound as a yellow solid: Mass spectrum (ESI, *m/z*): Calcd. for C₁₆H₂₄N₂O₂, 277.2 (*M*+*H*), found 277.1.

c) 4-(4-Amino-3-bromo-phenyl)-piperidine-1-carboxylic acid tert-butyl ester



To a solution of 4-(4-amino-phenyl)-piperidine-1-carboxylic acid tert-butyl ester (0.20 g, 0.71 mmol) (as prepared in the previous step) in DCM (3 mL) was added *N*-bromosuccinimide (NBS) (0.13 g, 0.71 mmol), and the reaction stirred at RT for 10 h. The reaction was diluted with EtOAc (10 mL) and washed with NaHCO₃ (2 x 10 mL) and brine (10 mL). Concentration of the organic layer gave 0.26 g (100 %) of the title compound as a yellow foam. Mass spectrum (ESI, m/z): Calcd. for C₁₆H₂₃BrN₂O₂, 355.1 (M+H), found 355.1.

d) 4-(4-Amino-3-cyclohex-1-enyl-phenyl)-piperidine-1-carboxylic acid tert-butyl ester



A flask was charged with 4-(4-amino-3-bromo-phenyl)-piperidine-1-carboxylic acid tert-butyl ester (0.13 g, 0.36 mmol) (as prepared in the previous step), cyclohex-1-enyl boronic acid (0.060 g, 0.48 mmol), Pd(PPh₃)₄ (0.04 g, 10 mol %), aqueous 2M Na₂CO₃ (1.5 mL), ethanol (1.5 mL), and toluene (3 mL), and heated at 80 °C for 3 h. The reaction was diluted EtOAc (10 mL), washed with NaHCO₃ (2 x 10 mL) and brine (10 mL), and the organic layer was dried over Na₂SO₄ and then concentrated. The title compound was eluted from a 20-g SPE cartridge (silica) with 30 % EtOAc/hexane to give 0.10 g (85 %) of the title compound as a yellow oil. Mass spectrum (ESI, m/z): Calcd. for C₂₂H₃₂N₂O₂, 357.2 (M+H), found 357.1.

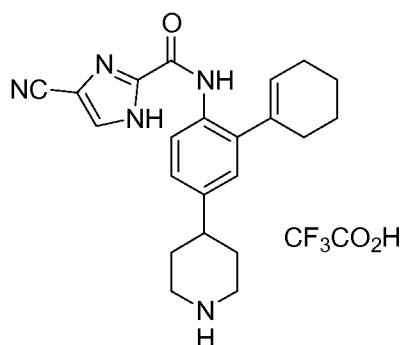
e) 4-Cyano-1H-pyrrole-2-carboxylic acid (2-cyclohex-1-enyl-4-piperidin-4-yl-phenyl)-amide trifluoroacetic acid salt

A flask was charged with 4-(4-amino-3-cyclohex-1-enyl-phenyl)-piperidine-1-carboxylic acid tert-butyl ester (0.050 g, 0.14 mmol) (as prepared in the previous step), 4-cyano-1H-pyrrole-2-carboxylic acid (0.019 g, 0.14 mmol)(as prepared in

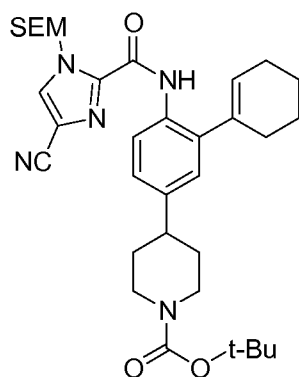
Example 2), EDCI (0.040 g, 0.21 mmol), HOBt (0.019 g, 0.14 mmol), DIEA (0.073 mL, 0.42 mmol), and DCM (0.5 mL) and stirred at 25 °C for 10 h. The reaction was loaded directly on a 10-g solid phase extraction (SPE) cartridge (silica) and the resulting intermediate was eluted with 30 % EtOAc/hexane. This compound was stirred at RT for 1 h in 50 % TFA/DCM (2 mL) and then concentrated and purified by RP-HPLC (C18), eluting with 30-50 % CH₃CN in 0.1 % TFA/H₂O over 12 min to give the title compound (0.052 g, 77 %). ¹H-NMR (400 MHz, CD₃OD): δ 7.59 (s, 1H), 7.50 (d, 1H), 7.22 (d, 1H), 7.16 (m, 2H), 5.74 (m, 1H), 3.54 (m, 2H), 3.16 (m, 2H), 2.94 (m, 1H), 2.29 (m, 2H), 2.15 (m, 4H), 1.92 (m, 2H), 1.72 (m, 4H). Mass spectrum (ESI, m/z): Calcd. for C₂₃H₂₆N₄O, 375.2 (M+H), found 375.1.

Example 14

4-Cyano-1H-imidazole-2-carboxylic acid (2-cyclohex-1-enyl-4-piperidin-4-yl-phenyl)-amide trifluoroacetic acid salt



a) 4-(4-{[4-Cyano-1-(2-trimethylsilanyl-ethoxymethyl)-1H-imidazole-2-carbonyl]-amino}-3-cyclohex-1-enyl-phenyl)-piperidine-1-carboxylic acid tert-butyl ester



To a solution of 4-cyano-1-(2-trimethylsilanyl-ethoxymethyl)-1H-imidazole-2-carboxylate potassium salt (3.34 g, 10.9 mmol) (as prepared in Example 3, step (d))

in 20 mL DCM was added DIEA (3.8 mL, 21.8 mmol) and PyBroP (5.6 g, 12.0 mmol), and the reaction stirred at 25 °C for 15 min. A solution of 4-(4-amino-3-cyclohex-1-enyl-phenyl)-piperidine-1-carboxylic acid tert-butyl ester (3.9 g, 10.9 mmol) (as prepared in Example 13, step (d)) in 10 mL DCM was added and the
5 reaction stirred for 8 h at 25 °C. The reaction was diluted EtOAc (60 mL) and washed with NaHCO₃ (2 x 60 mL) and brine (100 mL) and the organic layer was dried over Na₂SO₄ and then concentrated. The title compound was purified by flash chromatography (silica gel, 2 % EtOAc/DCM) to give 5.5 g (85 %) of the title compound as a yellow oil. Mass spectrum (ESI, m/z): Calcd. for C₃₃H₄₇N₅O₄Si,
10 606.2 (M+H), found 606.2.

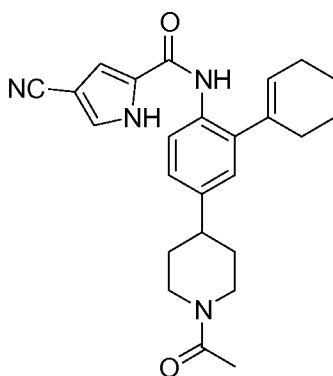
b) *4-Cyano-1H-imidazole-2-carboxylic acid (2-cyclohex-1-enyl-4-piperidin-4-yl-phenyl)-amide trifluoroacetic acid salt*

15 To a solution of 4-(4-{[4-cyano-1-(2-trimethylsilanyl-ethoxymethyl)-1H-imidazole-2-carbonyl]-amino}-3-cyclohex-1-enyl-phenyl)-piperidine-1-carboxylic acid tert-butyl ester (1.5 g, 2.5 mmol) (as prepared in the previous step) in 10 mL of DCM and 0.3 mL EtOH was added 3 mL of TFA and the solution stirred for 3 h at 25 °C. The reaction was diluted with 5 mL of EtOH and then concentrated. The residue was
20 crystallized from methanol and ethyl ether to give 0.85 g (70 %) of the title compound as a white solid. ¹H-NMR (400 MHz, CD₃OD) δ 8.18 (d, 1H), 8.04 (s, 1H), 7.22 (dd, 1H), 7.12 (d, 1H), 5.76 (m, 1H), 3.54 (m, 2H), 3.16 (m, 2H), 2.92 (m, 1H), 2.30 (m, 4H), 2.10 (m, 2H), 1.75 (m, 6H). Mass spectrum (ESI, m/z): Calcd. for C₂₂H₂₅N₅O, 376.2 (M+H), found 376.2.

25

Example 15

4-Cyano-1H-pyrrole-2-carboxylic acid [4-(1-acetyl-piperidin-4-yl)-2-cyclohex-1-enyl-phenyl]-amide

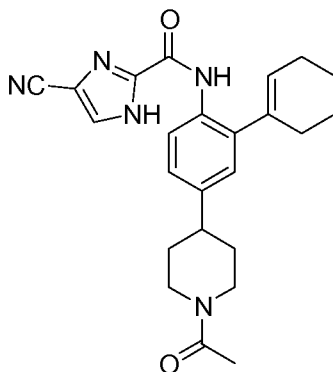


The title compound was prepared from 4-cyano-1*H*-pyrrole-2-carboxylic acid (2-cyclohex-1-enyl-4-piperidin-4-yl-phenyl)-amide trifluoroacetic acid salt (as prepared in Example 13, step (e)) according to the procedure in Example 37. ¹H-NMR (400
 5 MHz, CDCl₃) δ 10.82 (s, 1H), 8.28 (d, 1H), 8.18 (s, 1H), 7.48 (d, 1H), 7.16 (dd, 1H), 7.02 (s, 1H), 6.72 (s, 1H), 5.88 (m, 1H), 4.82 (m, 1H), 3.98. (m, 1H), 3.20 (m, 1H), 2.70 (m, 2H), 2.29 (m, 4H), 2.18 (s, 3H), 1.80 (m, 8H). Mass spectrum (ESI, m/z): Calcd. for C₂₅H₂₈N₄O₂, 417.2 (M+H), found 417.1.

10

Example 16

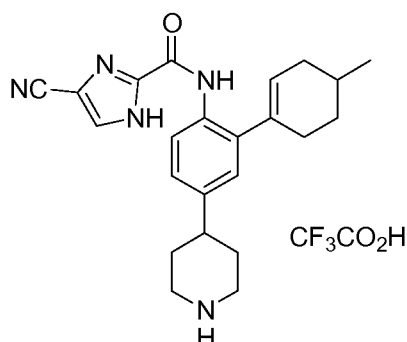
4-Cyano-1H-imidazole-2-carboxylic acid [4-(1-acetyl-piperidin-4-yl)-2-cyclohex-1-enyl-phenyl]-amide



The title compound was prepared from 4-cyano-1*H*-imidazole-2-carboxylic acid (2-cyclohex-1-enyl-4-piperidin-4-yl-phenyl)-amide trifluoroacetic acid salt (as prepared in Example 13, step (b)) according to the procedure in Example 37: ¹H-NMR (400
 15 MHz, CDCl₃) δ 13.12 (br s, 1H), 9.58 (s, 1H), 8.34 (d, 1H), 7.76 (s, 1H), 7.21 (dd, 1H), 7.05 (d, 1H), 5.86 (s, 1H), 4.84 (m, 2H), 4.00 (m, 1H), 3.22 (m, 1H), 2.72 (m, 2H), 2.30 (m, 4H), 2.21 (s, 3H), 1.80 (m, 8H). Mass spectrum (ESI, m/z): Calcd. for
 20 C₂₄H₂₇N₅O₂, 418.2 (M+H), found 418.1.

Example 17

4-Cyano-1H-imidazole-2-carboxylic acid [2-(4-methyl-cyclohex-1-enyl)-4-piperidin-4-yl-phenyl]-amide trifluoroacetic acid salt



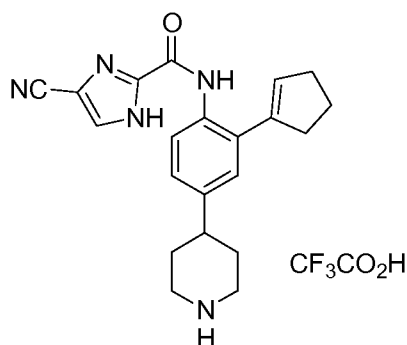
5

The title compound was prepared from 4-cyano-1-(2-trimethylsilanyl-ethoxymethyl)-1H-imidazole-2-carboxylate potassium salt (as prepared in Example 3, step (d)) and 4-[4-amino-3-(4-methyl-cyclohex-1-enyl)-phenyl]-piperidine-1-carboxylic acid tert-butyl ester (prepared according to the procedure in Example 13, step (d), substituting 4-methyl-1-cyclohex-1-enyl boronic acid for cyclohex-1-enyl boronic acid) according to the procedure for Example 14: ¹H-NMR (400 MHz, CD₃OD): δ 8.18 (d, 1H), 8.04 (s, 1H), 7.22 (dd, 1H), 7.12 (d, 1H), 5.80 (m, 1H), 3.54. (m, 2H), 3.18 (m, 2H), 2.94 (m, 1H), 2.30 (m, 3H), 2.12 (m, 2H), 1.92 (m, 5H), 1.54 (m, 1H), 1.12 (d, 3H). Mass spectrum (ESI, m/z): Calcd. for C₂₃H₂₇N₅O, 390.2 (M+H), found 390.2.

15

Example 18

4-Cyano-1H-imidazole-2-carboxylic acid (2-cyclopent-1-enyl-4-piperidin-4-yl-phenyl)-amide trifluoroacetic acid salt



20

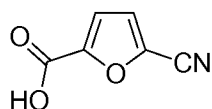
The title compound was prepared from 4-cyano-1-(2-trimethylsilanyl-ethoxymethyl)-1H-imidazole-2-carboxylate potassium salt (as prepared in Example 3, step (d)) and 4-(4-amino-3-cyclopent-1-enyl-phenyl)-piperidine-1-carboxylic acid tert-butyl ester

(prepared according to the procedure in Example 13, step (d), substituting cyclopenten-1-yl boronic acid for cyclohex-1-enyl boronic acid) according to the procedure for Example 14. ¹H-NMR (400 MHz, DMSO-d₆) δ 14.25 (br s, 1H), 10.00 (s, 1H), 8.36 (s, 1H), 7.72 (d, 1H), 7.18 (m, 2H), 6.06 (s, 1H), 4.12 (m, 1H), 3.42 (m, 2H), 3.18 (m, 2H), 3.00 (m, 3H), 2.80 (m, 2H), 1.92 (m, 5H). Mass spectrum (ESI, m/z): Calcd. for C₂₁H₂₃N₅O, 362.2 (M+H), found 362.2.

Example 19

An alternate method for the synthesis of the intermediate described in Example 1 is described below.

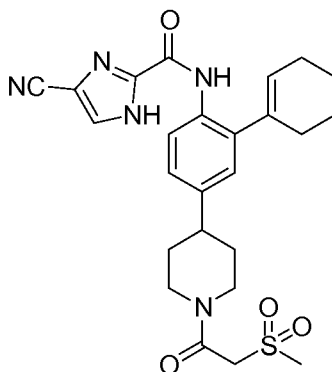
5-Cyano-furan-2-carboxylic acid



A 250-mL, three-neck, round-bottom flask equipped with a mechanical stirrer, a heating mantle, and a condenser was charged with 5-formyl-2-furancarboxylic acid (9.18 g, 65.6 mmol) and pyridine (60 mL). Hydroxylamine hydrochloride (5.01 g, 72.2 mmol) was added and the mixture was heated to 85° C. Acetic anhydride (40 mL) was added and the reaction was stirred at 85° C for 3 h, after which time the solvent was evaporated at 40° C under reduced pressure. The residue was dissolved in water, basified with 2.0 N NaOH solution to pH 9, and extracted with 4:1 dichloromethane/2-propanol until the pyridine was completely removed (5 x 200 mL). The aqueous solution was then acidified with 2.0 N HCl solution to pH 2, saturated with solid NaCl, and extracted with 4:1 dichloromethane /2-propanol (5 x 200 mL). The combined organic extracts were dried over Na₂SO₄ and concentrated in vacuo to dryness. The residue was crystallized from dichloromethane to give 6.80 g of the title compound as a white solid (76%). Mass spectrum (ESI-neg, m/z) Calcd. for C₆H₃NO₃, 136.0 (M-H), found 136.1. The ¹H NMR spectrum was consistent with the assigned structure.

Example 20

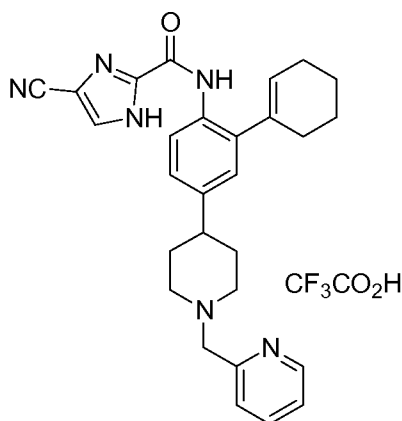
4-Cyano-1H-imidazole-2-carboxylic acid {2-cyclohex-1-enyl-4-[1-(2-methanesulfonyl-acetyl)-piperidin-4-yl]-phenyl}-amide



- 5 A flask was charged with methanesulfonyl-acetic acid (14 mg, 0.10 mmol), EDCI (30 mg, 0.15 mmol), HOBt (14 mg, 0.10 mmol), DIEA (36 μ L, 0.20 mmol) and 0.5 mL DCM and stirred at 25 $^{\circ}$ C. After 10 min, a solution containing 4-cyano-1H-imidazole-2-carboxylic acid (2-cyclohex-1-enyl-4-piperidin-4-yl-phenyl)-amide TFA salt (40 mg, 0.08 mmol) (as prepared in Example 20, step (b)) and NEt₃ (14 μ L, 0.09 mmol) in 0.5 mL DCM was added and the reaction allowed to proceed for 10 h at 25 $^{\circ}$ C. The reaction mixture was loaded on a 5-g SPE cartridge (silica) and the title compound was eluted with 10 % EtOH/EtOAc to give 10 mg (25 %) of a white solid.
- 10 ¹H-NMR (400 MHz, CDCl₃): δ 11.60 (br s, 1H), 9.52 (s, 1H), 8.30 (d, 1H), 7.74 (s, 1H), 7.60 (dd, 1H), 7.03 (d, 1H), 5.86 (m, 1H), 4.84 (m, 1H), 4.18 (s, 2H), 4.12 (m, 1H), 3.32 (m, 1H), 3.20 (s, 3H), 2.82 (m, 2H), 2.30 (m, 4H), 1.98 (m, 2H), 1.84 (m, 5H), 1.72 (m, 1H). Mass spectrum (ESI, m/z): Calcd. for C₂₅H₂₉N₅O₄S, 496.2 (M+H), found 496.2.
- 15

Example 21

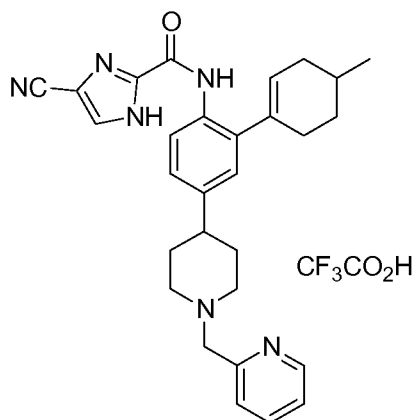
- 20 *4-Cyano-1H-imidazole-2-carboxylic acid [2-cyclohex-1-enyl-4-(1-pyridin-2-ylmethyl)-piperidin-4-yl]-phenyl]-amide trifluoroacetic acid salt*



A flask was charged with 4-cyano-1*H*-imidazole-2-carboxylic acid (2-cyclohex-1-enyl-4-piperidin-4-yl-phenyl)-amide TFA salt (88 mg, 0.18 mmol) (as prepared in Example 14, step (b)), pyridine-2-carbaldehyde (17 μ L, 0.21 mmol), NEt₃ (30 μ L, 0.21 mmol), sodium triacetoxyborohydride (56 mg, 0.25 mmol) and 0.8 mL of 1,2-dichloroethane and stirred for 10 h at 25 °C. The solvent was evaporated, and the title compound was purified by RP-HPLC (C18), eluting with 30-50 % CH₃CN in 0.1 % TFA/H₂O over 20 min to give 81 mg (78 %) of a white solid. ¹H-NMR (400 MHz, DMSO-d₆): δ 14.25 (br s, 1H), 9.90 (br s, 1H), 9.79 (s, 1H), 8.72 (s, 1H), 8.36 (s, 1H), 7.98 (m, 1H), 7.88 (dd, 1H), 7.58 (d, 1H), 7.52 (m, 1H), 7.20 (m, 1H), 7.12 (d, 1H), 5.76 (m, 1H), 4.56 (s, 2H), 3.40 (m, 2H), 3.18 (m, 2H), 2.88 (m, 1H), 2.20 (m, 4H), 2.00 (m, 4H), 1.72 (m, 4H). Mass spectrum (ESI, m/z): Calcd. for C₂₈H₃₀N₆O, 467.2 (M+H), found 467.2.

Example 22

4-Cyano-1*H*-imidazole-2-carboxylic acid [2-(4-methyl-cyclohex-1-enyl)-4-(1-pyridin-2-ylmethyl-piperidin-4-yl)-phenyl]-amide trifluoroacetic acid salt

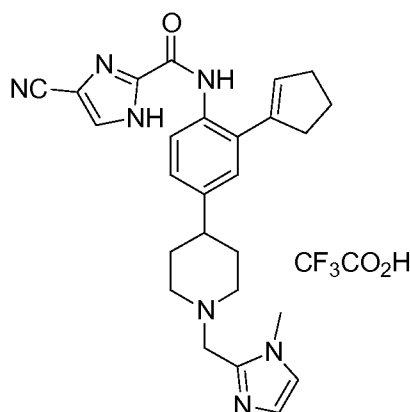


This compound was prepared according to the procedure in Example 21 from 4-cyano-1*H*-imidazole-2-carboxylic acid [2-(4-methyl-cyclohex-1-enyl)-4-piperidin-4-yl-phenyl]-amide (as prepared in Example 17) and pyridine-2-carbaldehyde. ¹H-NMR (400 MHz, DMSO-d₆): δ 14.25 (br s, 1H), 9.90 (br s, 1H), 9.79 (s, 1H), 8.72 (s, 1H), 8.36 (s, 1H), 7.98 (m, 1H), 7.86 (dd, 1H), 7.54 (d, 1H), 7.52 (m, 1H), 7.20 (m, 1H), 7.12 (d, 1H), 5.74 (m, 1H), 4.56 (s, 2H), 3.40 (m, 2H), 3.18 (m, 2H), 2.88 (m, 1H), 2.48-2.22 (m, 3H), 2.18-2.06 (m, 4H), 1.98-1.82 (m, 3H), 1.52 (m, 1H), 1.02 (s, 3H). Mass spectrum (ESI, m/z): Calcd. for C₂₈H₃₂N₆O, 481.2 (M+H), found 481.2.

10

Example 23

4-Cyano-1H-imidazole-2-carboxylic acid {2-cyclopent-1-enyl-4-[1-(1-methyl-1H-imidazol-2-ylmethyl)-piperidin-4-yl]-phenyl}-amide trifluoroacetic acid salt

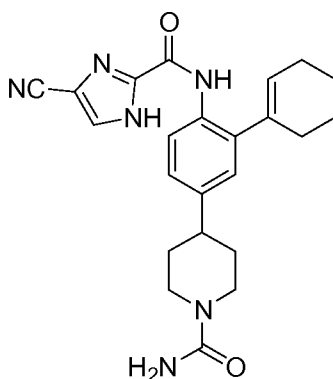


This compound was prepared from 4-cyano-1*H*-imidazole-2-carboxylic acid (2-cyclopent-1-enyl-4-piperidin-4-yl-phenyl)-amide TFA salt (as prepared in Example 18) and 1-methyl-1*H*-imidazole-2-carbaldehyde according to the procedure in Example 21. ¹H-NMR (400 MHz, CD₃OD): δ 8.03 (m, 2H), 7.50 (d, 1H), 7.42 (s, 1H), 7.20 (m, 2H), 6.02 (m, 1H), 4.22 (s, 2H), 3.96 (s, 3H), 3.30 (m, 2H), 2.82-2.40 (m, 7H), 2.13-1.84 (m, 6H). Mass spectrum (ESI, m/z): Calcd. for C₂₆H₂₉N₇O, 456.2 (M+H), found 456.2.

20

Example 24

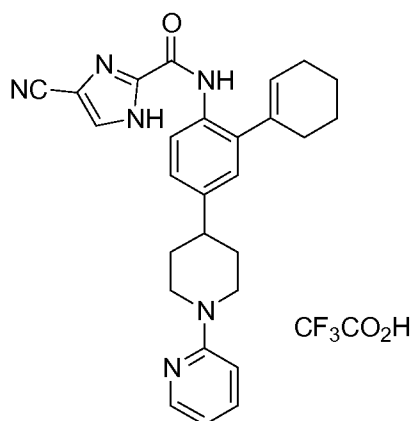
4-{4-[(4-Cyano-1H-imidazole-2-carbonyl)-amino]-3-cyclohex-1-enyl-phenyl}-piperidine-1-carboxylic acid amide



A flask was charged with 4-cyano-1*H*-imidazole-2-carboxylic acid (2-cyclohex-1-enyl-4-piperidin-4-yl-phenyl)-amide TFA salt (51 mg, 0.10 mmol) (as prepared in Example 14, step (b)), NEt₃ (22 μ L, 0.15 mmol), trimethylsilyl isocyanate (16 μ L, 0.11 mmol) and 1.0 mL of DCM and stirred for 10 h at 25 °C. The solvent was evaporated and the title compound was purified by RP-HPLC (C18), eluting with 35-60 % CH₃CN in 0.1 % TFA/H₂O over 11 min to give 30 mg (70 %) of a white solid. ¹H-NMR (400 MHz, DMSO-d₆): δ 14.28 (br s, 1H), 9.76 (s, 1H), 8.34 (s, 1H), 7.84 (d, 1H), 7.18 (dd, 1H), 7.08 (d, 1H), 6.00 (br s, 2H), 5.72 (m, 1H), 4.18 (m, 2H), 2.80-2.60 (m, 3H), 2.24-2.10 (m, 4H), 1.80-1.60 (m, 6H), 1.50 (m, 2H). Mass spectrum (ESI, m/z): Calcd. for C₂₃H₂₆N₆O, 419.2 (M+H), found 419.0.

Example 25

4-Cyano-1*H*-imidazole-2-carboxylic acid [2-cyclohex-1-enyl-4-(3,4,5,6-tetrahydro-2*H*-[1,2']bipyridin-4-yl)-phenyl]-amide trifluoroacetic acid salt



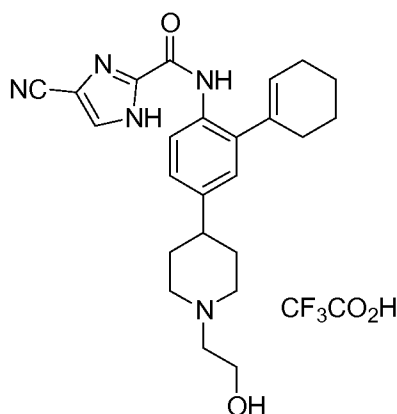
A flask was charged with 4-cyano-1*H*-imidazole-2-carboxylic acid (2-cyclohex-1-enyl-4-piperidin-4-yl-phenyl)-amide TFA salt (75 mg, 0.15 mmol) (as prepared in Example 14, step (b)), K₂CO₃ (84 mg, 0.60 mmol), 2-fluoropyridine (27 μ L, 0.30

mmol) and 0.3 mL of *N,N*-dimethylacetamide and stirred for 8 h at 120 °C. The reaction was diluted with 3 mL of H₂O and the title compound was purified by RP-HPLC (C18), eluting with 30-50 % CH₃CN in 0.1 % TFA/H₂O over 9 min to give 50 mg (75 %) of a white solid. ¹H-NMR (400 MHz, CD₃OD): δ 8.18 (d, 1H), 8.06 (m, 1H), 8.02 (s, 1H), 7.94 (dd, 1H), 7.48 (d, 2H), 7.22 (dd, 1H), 7.12 (d, 1H), 6.98 (t, 1H), 5.82 (m, 1H), 4.32 (m, 2H), 3.46 (m, 2H), 3.00 (m, 1H), 2.30 (m, 4H), 2.18 (m, 2H), 1.96-1.74 (m, 6H). Mass spectrum (ESI, m/z): Calcd. for C₂₇H₂₈N₆O, 453.2 (M+H), found 453.2.

10

Example 26

4-Cyano-1H-imidazole-2-carboxylic acid {2-cyclohex-1-enyl-4-[1-(2-hydroxy-ethyl)-piperidin-4-yl]-phenyl}-amide trifluoroacetic acid salt

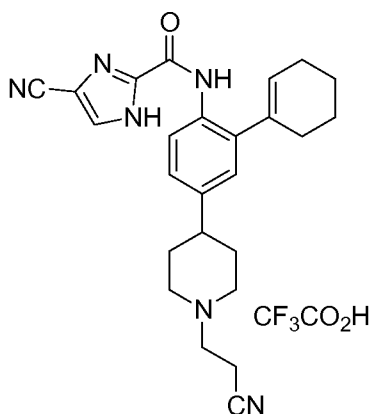


The title compound was prepared from 4-cyano-1H-imidazole-2-carboxylic acid (2-cyclohex-1-enyl-4-piperidin-4-yl-phenyl)-amide TFA salt (as prepared in Example 14, step (b)), and hydroxy-acetaldehyde according to the procedure in Example 21. ¹H-NMR (400 MHz, CD₃OD): δ 8.18 (d, 1H), 8.02 (s, 1H), 7.22 (dd, 1H), 7.14 (d, 2H), 5.82 (m, 1H), 3.94 (m, 2H), 3.74 (m, 2H), 3.30 (m, 2H), 3.18 (t, 2H), 2.92 (m, 1H), 2.30 (m, 4H), 2.20-1.98 (m, 4H), 1.96-1.74 (m, 4H). Mass spectrum (ESI, m/z): Calcd. for C₂₄H₂₉N₅O₂, 420.2 (M+H), found 420.2.

20

Example 27

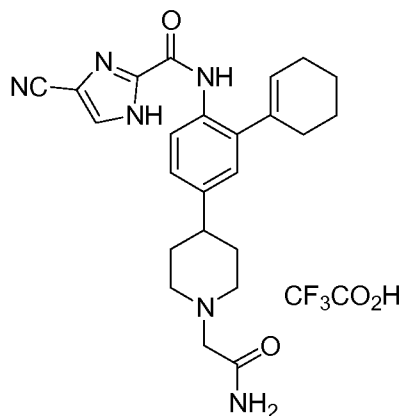
4-Cyano-1H-imidazole-2-carboxylic acid {4-[1-(2-cyano-ethyl)-piperidin-4-yl]-2-cyclohex-1-enyl-phenyl}-amide trifluoroacetic acid salt



A flask was charged with 4-cyano-1*H*-imidazole-2-carboxylic acid (2-cyclohex-1-enyl-4-piperidin-4-yl-phenyl)-amide TFA salt (77 mg, 0.16 mmol) (as prepared in Example 14, step (b)), NEt₃ (24 μL, 0.16 mmol), acrylonitrile (12 μL, 0.18 mmol), 0.1 mL MeOH and 1.0 mL of 1,2-dichloroethane and stirred for 1 h at 80 °C. The reaction was concentrated and the title compound was purified by RP-HPLC (C18), eluting with 30-50 % CH₃CN in 0.1 % TFA/H₂O over 12 min to give 83 mg (95 %) of a white solid. ¹H-NMR (400 MHz, CD₃OD): δ 8.18 (d, 1H), 8.06 (m, 1H), 7.22 (dd, 1H), 7.12 (d, 1H), 5.82 (m, 1H), 3.76 (m, 2H), 3.60 (m, 2H), 3.28 (t, 2H), 3.12 (t, 2H), 2.92 (m, 1H), 2.30 (m, 4H), 2.18-1.98 (m, 4H), 1.92-1.74 (m, 4H). Mass spectrum (ESI, m/z): Calcd. for C₂₅H₂₈N₆O, 429.2 (M+H), found 429.2.

Example 28

4-Cyano-1*H*-imidazole-2-carboxylic acid [4-(1-carbamoylmethyl-piperidin-4-yl)-2-cyclohex-1-enyl-phenyl]-amide trifluoroacetic acid salt

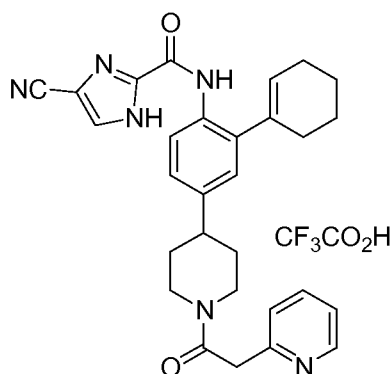


A flask was charged with 4-cyano-1*H*-imidazole-2-carboxylic acid (2-cyclohex-1-enyl-4-piperidin-4-yl-phenyl)-amide TFA salt (50 mg, 0.10 mmol) (as prepared in Example 14, step (b)), NEt₃ (32 μL, 0.23 mmol), 2-bromoacetamide (16 mg, 0.12

mmol), and 0.5 mL of DCM and stirred for 4 h at 25 °C. The reaction was concentrated and the title compound was purified by RP-HPLC (C18), eluting with 30-50 % CH₃CN in 0.1 % TFA/H₂O over 12 min to give 42 mg (75 %) of a white solid. ¹H-NMR (400 MHz, DMSO-d₆): δ 14.28 (br s, 1H), 9.78 (s, 1H), 9.50 (br s, 1H), 8.34 (s, 1H), 8.00 (s, 1H), 7.88 (d, 1H), 7.72 (s, 1H), 7.18 (dd, 1H), 7.10 (d, 1H), 5.76 (m, 1H), 3.94 (s, 2H), 3.58 (m, 2H), 3.12 (m, 2H), 2.80 (m, 1H), 2.20 (m, 4H), 1.98 (m, 4H), 1.80 (m, 4H). Mass spectrum (ESI, m/z): Calcd. for C₂₄H₂₈N₆O₂, 433.2 (M+H), found 433.2.

Example 29

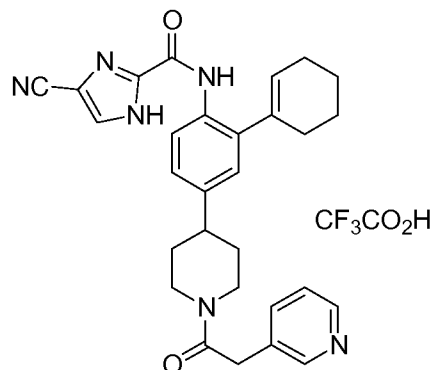
4-Cyano-1H-imidazole-2-carboxylic acid {2-cyclohex-1-enyl-4-[1-(2-pyridin-2-yl-acetyl)-piperidin-4-yl]-phenyl}-amide trifluoroacetic acid salt



A flask was charged with 4-cyano-1H-imidazole-2-carboxylic acid (2-cyclohex-1-enyl-4-piperidin-4-yl-phenyl)-amide TFA salt (25 mg, 0.05 mmol) (as prepared in Example 14, step (b)), pyridin-2-yl-acetic acid hydrochloride (10 mg, 0.06 mmol), EDCI (12 mg, 0.06 mmol), HOBt (8.0 mg, 0.06 mmol), DIEA (36 µL, 0.20 mmol) and 0.2 mL DMF and stirred at 25 °C for 10 h. The reaction was diluted with 2 mL of H₂O and the title compound was purified by RP-HPLC (C18), eluting with 30-50 % CH₃CN in 0.1 % TFA/H₂O over 9 min to give 22 mg (70 %) of a white solid. ¹H-NMR (400 MHz, CD₃OD): δ 8.82 (d, 1H), 8.52 (t, 1H), 8.14 (d, 1H), 8.04 (s, 1H), 7.96 (m, 3H), 7.20 (dd, 1H), 7.10 (d, 1H), 5.82 (m, 1H), 4.68 (m, 1H), 4.32 (m, 2H), 4.18 (m, 1H), 3.40 (m, 1H), 2.88 (m, 2H), 2.30 (m, 4H), 2.06-1.60 (m, 8H). Mass spectrum (ESI, m/z): Calcd. for C₂₉H₃₀N₆O₂, 495.2.2 (M+H), found 495.2.

Example 30

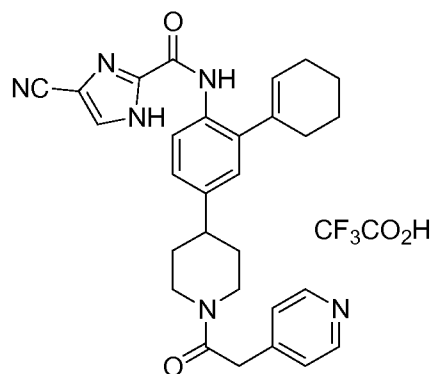
4-Cyano-1H-imidazole-2-carboxylic acid {2-cyclohex-1-enyl-4-[1-(2-pyridin-3-yl-acetyl)-piperidin-4-yl]-phenyl}-amide trifluoroacetic acid salt



- 5 The title compound was prepared from 4-cyano-1H-imidazole-2-carboxylic acid (2-cyclohex-1-enyl-4-piperidin-4-yl-phenyl)-amide TFA salt (as prepared in Example 14, step (b)), according to the procedure in Example 29 using pyridin-3-yl-acetic acid.
- ¹H-NMR (400 MHz, CD₃OD): δ 8.80 (m, 2H), 8.54 (d, 1H), 8.10 (d, 1H), 8.06 (t, 1H), 7.98 (s, 1H), 7.18 (dd, 1H), 7.08 (d, 1H), 5.78 (m, 1H), 4.68 (m, 1H), 4.20 (m, 1H), 4.18 (s, 2H), 3.36 (m, 1H), 2.84 (m, 2H), 2.28 (m, 4H), 2.06-1.70 (m, 7H), 1.62 (m, 1H). Mass spectrum (ESI, m/z): Calcd. for C₂₉H₃₀N₆O₂, 495.2 (M+H), found 495.2.

Example 31

4-Cyano-1H-imidazole-2-carboxylic acid {2-cyclohex-1-enyl-4-[1-(2-pyridin-4-yl-acetyl)-piperidin-4-yl]-phenyl}-amide trifluoroacetic acid salt



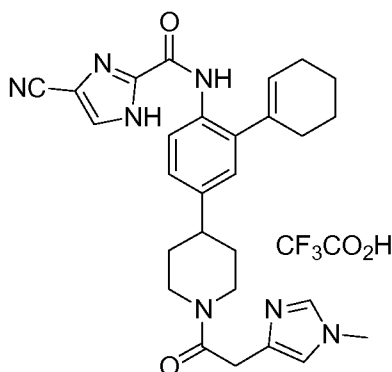
- The title compound was prepared from 4-cyano-1H-imidazole-2-carboxylic acid (2-cyclohex-1-enyl-4-piperidin-4-yl-phenyl)-amide TFA salt (as prepared in Example 14, step (b)), according to the procedure in Example 29 using pyridin-4-yl-acetic acid.
- ¹H-NMR (400 MHz, CD₃OD): δ 8.78 (d, 2H), 8.12 (d, 1H), 8.00 (m, 3H), 7.18 (dd,

1H), 7.08 (d, 1H), 5.80 (m, 1H), 4.66 (m, 1H), 4.22 (s, 2H), 4.18 (m, 1H), 3.34 (m, 1H), 2.84 (m, 2H), 2.24 (m, 4H), 2.00-1.70 (m, 7H), 1.64 (m, 1H). Mass spectrum (ESI, m/z): Calcd. for C₂₉H₃₀N₆O₂, 495.2 (M+H), found 495.2.

5

Example 32

4-Cyano-1H-imidazole-2-carboxylic acid (2-cyclohex-1-enyl-4-{1-[2-(1-methyl-1H-imidazol-4-yl)-acetyl]-piperidin-4-yl}-phenyl)-amide trifluoroacetic acid salt



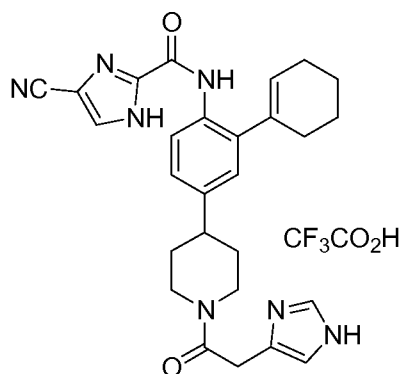
The title compound was prepared from 4-cyano-1H-imidazole-2-carboxylic acid (2-cyclohex-1-enyl-4-piperidin-4-yl-phenyl)-amide TFA salt (as prepared in Example 14, step (b)), according to the procedure in Example 29 using (1-methyl-1H-imidazol-4-yl)-acetic acid. ¹H-NMR (400 MHz, CD₃OD): δ 8.82 (s, 1H), 8.10 (d, 1H), 8.00 (s, 1H), 7.42 (s, 1H), 7.16 (dd, 1H), 7.06 (d, 1H), 5.80 (m, 1H), 4.66 (m, 1H), 4.12 (m, 1H), 4.04 (m, 2H), 3.92 (s, 3H), 3.28 (m, 1H), 2.82 (m, 2H), 2.26 (m, 4H), 2.00-1.70 (m, 7H), 1.64 (m, 1H). Mass spectrum (ESI, m/z): Calcd. for C₂₈H₃₁N₇O₂, 498.2 (M+H), found 498.2.

15

Example 33

4-Cyano-1H-imidazole-2-carboxylic acid {2-cyclohex-1-enyl-4-[1-(2-1H-imidazol-4-yl)-acetyl]-piperidin-4-yl}-phenyl}-amide trifluoroacetic acid salt

20

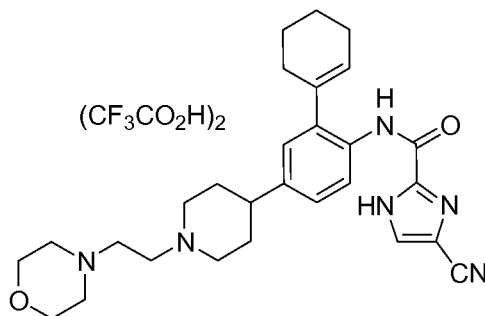


The title compound was prepared from 4-cyano-1*H*-imidazole-2-carboxylic acid (2-cyclohex-1-enyl-4-piperidin-4-yl-phenyl)-amide TFA salt (as prepared in Example 14, step (b)), according to the procedure in Example 29 using (1-methyl-1*H*-imidazol-4-yl)-acetic acid. ¹H-NMR (400 MHz, CD₃OD): δ 8.88 (s, 1H), 8.12 (d, 1H), 8.02 (s, 1H), 7.44 (s, 1H), 7.20 (dd, 1H), 7.10 (d, 1H), 5.82 (m, 1H), 4.70 (m, 1H), 4.18 (m, 1H), 4.06 (m, 2H), 3.36 (m, 1H), 2.84 (m, 2H), 2.30 (m, 4H), 2.00-1.70 (m, 7H), 1.64 (m, 1H). Mass spectrum (ESI, m/z): Calcd. for C₂₇H₂₉N₇O₂, 484.2 (M+H), found 484.2.

10

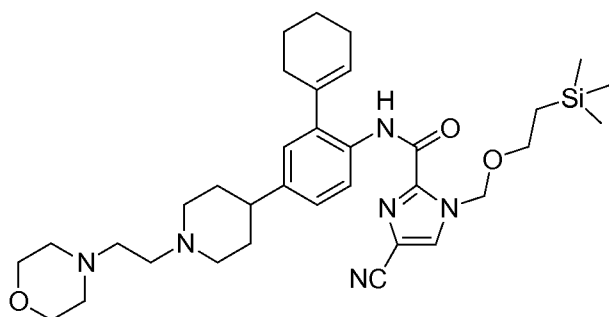
Example 34

4-Cyano-1H-imidazole-2-carboxylic acid {2-cyclohex-1-enyl-4-[1-(2-morpholin-4-ylethyl)-piperidin-4-yl]-phenyl}-amide di-trifluoroacetic acid salt



15

a) *4-Cyano-1-(2-trimethylsilanyl-ethoxymethyl)-1H-imidazole-2-carboxylic acid {2-cyclohex-1-enyl-4-[1-(2-morpholin-4-ylethyl)-piperidin-4-yl]-phenyl}-amide*



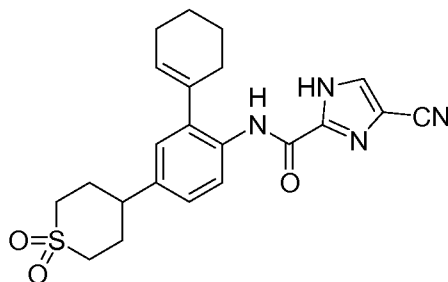
A flask was charged with 4-cyano-1-(2-trimethylsilanyl-ethoxymethyl)-1*H*-imidazole-2-carboxylic acid (2-cyclohex-1-enyl-4-piperidin-4-yl-phenyl)-amide TFA salt (830 mg, 1.34 mmol) (as prepared in Example 39, step (a)), K₂CO₃ (600 mg, 4.34 mmol), sodium iodide (40 mg, 0.27 mmol), 4-(2-chloro-ethyl)-morpholine hydrochloride (260 mg, 1.40 mmol), and 5.0 mL of *N,N*-dimethylacetamide and stirred for 8 h at 80 °C. The reaction was diluted with EtOAc (50 mL) and washed with NaHCO₃ (2 x 50 mL), brine (50 mL) and concentrated. The title compound was purified by flash chromatography (silica gel, 5 % MeOH/DCM) to give 650 mg (78 %) of a white solid. Mass spectrum (ESI, *m/z*): Calcd. for C₃₄H₅₀N₆O₃ Si, 619.4 (M+H), found 619.3.

b) 4-Cyano-1*H*-imidazole-2-carboxylic acid {2-cyclohex-1-enyl-4-[1-(2-morpholin-4-yl-ethyl)-piperidin-4-yl]-phenyl}-amide trifluoroacetic acid salt

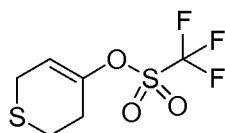
To a solution of 4-cyano-1-(2-trimethylsilanyl-ethoxymethyl)-1*H*-imidazole-2-carboxylic acid {2-cyclohex-1-enyl-4-[1-(2-morpholin-4-yl-ethyl)-piperidin-4-yl]-phenyl}-amide (650 mg, 1.05 mmol) (as prepared in the previous step) in 10 mL of DCM was added 0.3 mL of EtOH and 3.0 mL of TFA, and the reaction was allowed to proceed for 2 h at 25 °C. The reaction was diluted with 10 mL of EtOH and concentrated. The title compound was purified by RP-HPLC (C18), eluting with 30-50 % CH₃CN in 0.1 % TFA/H₂O over 9 min to give 600 mg (80 %) of a white solid. ¹H-NMR (400 MHz, CD₃OD): δ 8.18 (d, 1H), 8.04 (s, 1H), 7.24 (dd, 1H), 7.14 (d, 1H), 5.84 (m, 1H), 3.84 (m, 4H), 3.76 (m, 2H), 3.50 (m, 2H), 3.30-3.10 (m, 4H), 2.92 (m, 5H), 2.30 (m, 4H), 2.20-2.00 (m, 4H), 1.90-1.74 (m, 4H). Mass spectrum (ESI, *m/z*): Calcd. for C₂₈H₃₆N₆O₂, 489.2, found 489.2.

Example 35

4-Cyano-1H-imidazole-2-carboxylic acid [2-(1,1-dioxo-1,2,3,6-tetrahydro-1 λ^6 -thiopyran-4-yl)-4-piperidin-4-yl-phenyl]-amide

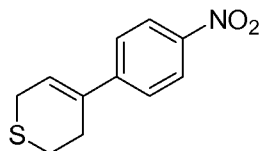


5 a) *Trifluoromethanesulfonic acid 3,6-dihydro-2H-thiopyran-4-yl ester*



A solution of tetrahydro-thiopyran-4-one (1.00 g, 8.61 mmol) in 10 ml of THF was added to a solution of LDA (2.0 M, 4.52 ml, 9.04 mmol) in 20 ml of THF at -78°C under Ar. The mixture was warmed to RT and stirred for 0.5 h, then cooled to -78°C again. A solution of *N*-phenyltrifluoromethanesulfonimide (3.42 g, 9.47 mmol) in 10 ml of THF was added. The resulting mixture was warmed to RT and stirred for 0.5 h under Ar. Treated with 200 ml of EtOAc, the mixture was washed with H_2O (3 x 50 mL), brine (50 mL) and dried (Na_2SO_4). Removal of the solvent under reduced pressure followed by flash chromatography of the residue on silica gel (hexane-3 % EtOAc/hexane) gave 810 mg (38 %) of the title compound as a colorless oil. ^1H -NMR (CDCl_3 ; 400 MHz): δ 6.01 (m, 1H), 3.30 (m, 2H), 2.86 (dd, 2H, $J = 5.7, 5.7$ Hz), 2.58-2.64 (m, 2H). Mass spectrum (ESI, m/z): Calcd. for $\text{C}_6\text{H}_7\text{F}_3\text{O}_3\text{S}_2$, 249.0 (M+H), found 249.3.

20 b) *4-(4-Nitro-phenyl)-3,6-dihydro-2H-thiopyran*

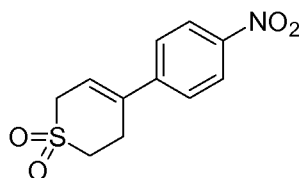


To a mixture of 4-nitrophenylboronic acid (418 mg, 2.50 mmol), trifluoromethanesulfonic acid 3,6-dihydro-2H-thiopyran-4-yl ester (as prepared in the previous step, 931 mg, 3.75 mmol), $\text{Pd}(\text{PPh}_3)_4$ (433 mg, 0.375 mmol) and lithium

chloride (LiCl) (212 mg, 5.0 mmol) in 20 mL of 1,4-dioxane was added 2.0 M aq Na₂CO₃ solution (3.13 mL, 6.25 mmol). The resulting mixture was stirred at 80 °C for 2 h and then cooled to RT. Treated with 200 mL of EtOAc, the mixture was washed with H₂O (2 x 30 mL), brine (30 mL) and dried (Na₂SO₄). Removal of the solvent under reduced pressure followed by flash chromatography of the residue on silica gel (1-3 % EtOAc/hexane) gave 470 mg (85 %) of the title compound as a light brown oil. ¹H-NMR (CDCl₃; 400 MHz): δ 8.19 (d, 2H, J = 9.1 Hz), 7.48 (d, 2H, J = 9.1 Hz), 6.36 (m, 1H), 3.39 (m, 2H), 2.91 (t, 2H, J = 5.7 Hz), 2.72 (m, 2H). Mass spectrum (ESI, m/z): Calcd. for C₁₁H₁₁NO₂S, 222.1 (M+H), found 222.3.

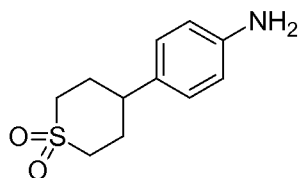
10

c) 4-(4-Nitro-phenyl)-3,6-dihydro-2H-thiopyran 1,1-dioxide



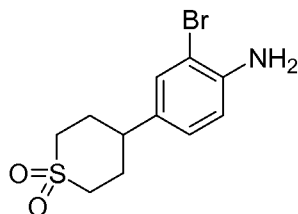
A solution of 3-chloroperoxybenzoic acid (1.04 g, 4.62 mmol, 77 %) in 15 mL of dichloromethane (DCM) was added slowly to a solution of 4-(4-nitro-phenyl)-3,6-dihydro-2H-thiopyran (as prepared in the previous step, 465 mg, 2.10 mmol) in 15 mL of DCM at – 78 °C under Ar. The mixture was stirred at – 78 °C for 0.5 h, and then warmed to RT. Treated with 100 mL of EtOAc, the mixture was washed with 10 % Na₂SO₃ (2 x 15 mL), satd aq NaHCO₃ solution (20 mL), H₂O (20 mL), brine (20 mL) and dried (Na₂SO₄). Removal of the solvent under reduced pressure followed by flash chromatography of the residue on silica gel (2-5 % EtOAc/DCM) gave 518 mg (97 %) of the title compound as a white solid. ¹H-NMR (CDCl₃; 400 MHz): δ 8.23 (d, 2H, J = 9.0 Hz), 7.52 (d, 2H, J = 9.0 Hz), 6.04 (m, 1H), 3.86 (m, 2H), 3.26-3.31 (m, 2H), 3.18-3.23 (m, 2H).

25 d) 4-(1,1-Dioxo-hexahydro-1λ⁶-thiopyran-4-yl)-phenylamine



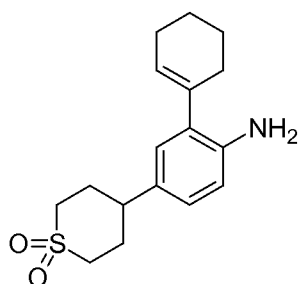
A mixture of 4-(4-nitro-phenyl)-3,6-dihydro-2H-thiopyran 1,1-dioxide (as prepared in the previous step, 502 mg, 1.98 mmol) and 10 % Pd/C (250 mg, 50 wt %) in 15 mL of MeOH was stirred at RT under H₂ (balloon pressure) for 2 h. The Pd catalyst was removed by filtration on Celite, and the filtrate was concentrated to give 314 mg (70 % of the title compound as a slightly yellow solid. ¹H-NMR (CDCl₃; 400 MHz): δ 7.03 (d, 2H, J = 8.3 Hz), 6.67 (d, 2H, J = 8.3 Hz), 3.51-3.79 (br s, 2H), 3.11-3.17 (m, 4H), 2.70 (dddd, 1H, J = 12.3, 12.3, 2.9, 2.9 Hz), 2.31-2.43 (m, 2H), 2.15-2.23 (m, 2H).

10 e) 2-Bromo-4-(1,1-dioxo-hexahydro-1λ⁶-thiopyran-4-yl)-phenylamine



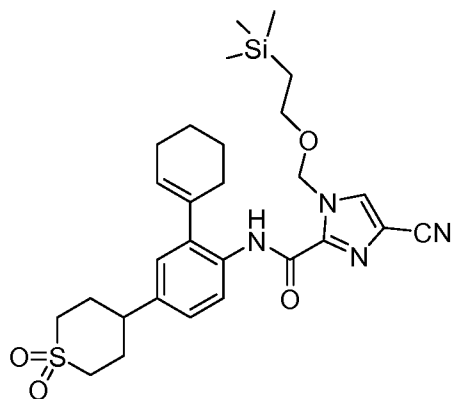
To a suspension of 4-(1,1-dioxo-hexahydro-1λ⁶-thiopyran-4-yl)-phenylamine (as prepared in the previous step, 174 mg, 0.77 mmol) in 20 mL of 3:1 DCM/MeOH at 0 °C was added N-bromosuccinimide (NBS) (137 mg, 0.77 mmol) in 5 mL of DCM under Ar. The mixture was warmed to RT and stirred for 1 h under Ar. Treated with 100 mL of EtOAc, the mixture was washed with H₂O (2 x 20 mL), brine (20 mL) and dried (Na₂SO₄). Removal of the solvent under reduced pressure followed by flash chromatography of the residue on silica gel (2-3 % EtOAc/DCM) gave 155 mg (66 %) of the title compound as a white solid. ¹H-NMR (CDCl₃; 400 MHz): δ 7.28 (d, 1H, J = 2.0 Hz), 6.97 (dd, 1H, J = 8.3, 2.0 Hz), 6.73 (d, 1H, J = 8.3 Hz), 4.07 (br s, 2H), 3.09-3.14 (m, 4H), 2.66 (dddd, 1H, J = 12.1, 12.1, 3.3, 3.3 Hz), 2.26-2.39 (m, 2H), 2.12-2.21 (m, 2H). Mass spectrum (ESI, m/z): Calcd. for C₁₁H₁₄BrNO₂S, 304.0 (M+H), found 304.1.

25 f) 2-Cyclohex-1-enyl-4-(1,1-dioxo-hexahydro-1λ⁶-thiopyran-4-yl)-phenylamine



To a mixture of 2-bromo-4-(1,1-dioxo-hexahydro-1λ⁶-thiopyran-4-yl)-phenylamine (as prepared in the previous step, 150 mg, 0.493 mmol), cyclohexen-1-yl boronic acid (70 mg, 0.542 mmol) and Pd(PPh₃)₄ (57 mg, 0.0493 mmol) in 5 mL of 1,4-dioxane
 5 was added 2.0 M aq Na₂CO₃ solution (2.0 mL, 4.0 mmol). The resulting mixture was stirred at 80 °C for 8 h under Ar, and then cooled to RT. Treated with 50 mL of EtOAc, the mixture was washed with H₂O (3 x 15 mL), brine (20 mL) and dried (Na₂SO₄). Removal of the solvent under reduced pressure followed by flash chromatography of the residue on silica gel (2-5 % EtOAc/DCM) gave 130 mg (86
 10 %) of the title compound as a brown solid. ¹H-NMR (CDCl₃; 400 MHz): δ 6.89 (dd, 1H, J = 8.4, 2.3 Hz), 6.84 (d, 1H, J = 2.3 Hz), 6.65 (d, 1H, J = 8.4 Hz), 5.74 (m, 1H), 3.74 (br s, 2H), 3.08-3.17 (m, 4H), 2.66 (dddd, 1H, J = 12.1, 12.1, 3.1, 3.1 Hz), 2.29-2.42 (m, 2H), 2.13-2.25 (m, 6H), 1.73-1.81 (m, 2H), 1.65-1.73 (m, 2H). Mass spectrum (ESI, m/z): Calcd. for C₁₇H₂₃NO₂S, 306.1 (M+H), found 306.1.

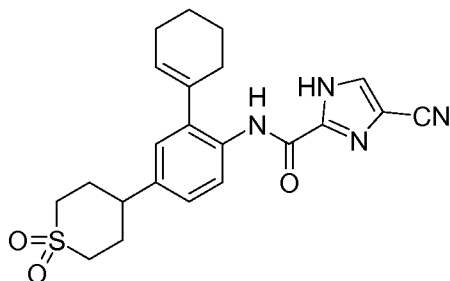
15 g) 4-Cyano-1-(2-trimethylsilanyl-ethoxymethyl)-1H-imidazole-2-carboxylic acid [2-cyclohex-1-enyl-4-(1,1-dioxo-hexahydro-1λ⁶-thiopyran-4-yl)-phenyl]-amide



20 To a mixture of 2-cyclohex-1-enyl-4-(1,1-dioxo-hexahydro-1λ⁶-thiopyran-4-yl)-phenylamine (as prepared in the previous step, 122 mg, 0.50 mmol), potassium 4-

cyano-1-(2-trimethylsilyl-ethoxymethyl)-1H-imidazole-2-carboxylate (as prepared in Example 3, step (d), 134 mg, 0.44 mmol) and bromotri(pyrrolidino)phosphonium hexafluorophosphate (PyBroP) (205 mg, 0.44 mmol) in 5 mL of DMF was added DIEA (209 μ L, 1.20 mmol). The resulting mixture was stirred at RT for 18 h under Ar, cooled to RT. Treated with 50 mL of EtOAc, the mixture was washed with H₂O (3 x 10 mL), brine (10 mL) and dried (Na₂SO₄). Removal of the solvent under reduced pressure followed by flash chromatography of the residue on silica gel (1-3 % EtOAc/DCM) gave 161 mg (73 %) of the title compound as a colorless oil. ¹H-NMR (CDCl₃; 400 MHz): δ 9.69 (s, 1H), 8.29 (d, 1H, J = 8.4 Hz), 7.78 (s, 1H), 7.14 (dd, 1H, J = 8.4, 2.2 Hz), 7.04 (d, 1H, J = 2.2 Hz), 5.95 (s, 2H), 5.83 (m, 1H), 3.66 (t, 2H, J = 8.2 Hz), 3.11-3.20 (m, 4H), 2.77 (dddd, 1H, J = 12.1, 12.1, 3.2, 3.2 Hz), 2.35-2.47 (m, 2H), 2.17-2.33 (m, 6H), 1.74-1.89 (m, 4H), 0.97 (t, 2H, J = 8.2 Hz), 0.00 (s, 9H). Mass spectrum (ESI, m/z): Calcd. for C₂₈H₃₈N₄O₄SSi, 555.2 (M+H), found 555.3.

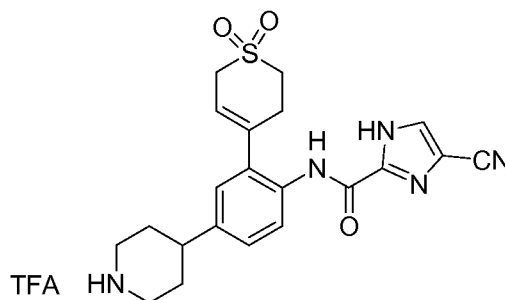
h) *4-Cyano-1H-imidazole-2-carboxylic acid [2-cyclohex-1-enyl-4-(1,1-dioxo-hexahydro-1 λ^6 -thiopyran-4-yl)-phenyl]-amide*



To a solution of 4-cyano-1-(2-trimethylsilyl-ethoxymethyl)-1H-imidazole-2-carboxylic acid [2-cyclohex-1-enyl-4-(1,1-dioxo-hexahydro-1 λ^6 -thiopyran-4-yl)-phenyl]-amide (as prepared in the previous step, 145 mg, 0.261 mmol) in 6 mL of DCM was added 0.20 mL of EtOH followed by 2 mL of TFA. The resulting solution was stirred at RT for 3 h. Removal of the solvent under reduced pressure followed by flash chromatography of the residue on silica gel (20-25 % EtOAc/DCM) gave 83 mg (90 %) of the title compound as a white solid. ¹H-NMR (CDCl₃; 400 MHz): δ 12.34 (s, 1H), 9.60 (s, 1H), 8.35 (d, 1H, J = 8.4 Hz), 7.75 (s, 1H), 7.30 (dd, 1H, J = 8.4, 2.2 Hz), 7.08 (d, 1H, J = 2.2 Hz), 5.86 (m, 1H), 3.11-3.23 (m, 4H), 2.80 (dddd, 1H, J = 12.2, 12.2, 2.8, 2.8 Hz), 2.40-2.57 (m, 2H), 2.17-2.35 (m, 6H), 1.74-1.91 (m, 4H). Mass spectrum (ESI, m/z): Calcd. for C₂₂H₂₄N₄O₃S, 425.2 (M+H), found 425.6.

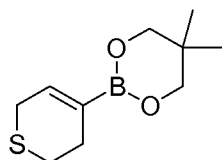
Example 36

4-Cyano-1H-imidazole-2-carboxylic acid [2-(1,1-dioxo-1,2,3,6-tetrahydro-1 λ^6 -thiopyran-4-yl)-4-piperidin-4-yl-phenyl]-amide trifluoroacetic acid salt



5

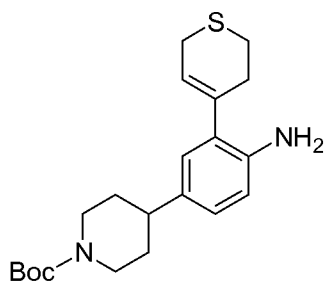
a) *2-(3,6-Dihydro-2H-thiopyran-4-yl)-5,5-dimethyl-[1,3,2]dioxaborinane*



A mixture of trifluoromethanesulfonic acid 3,6-dihydro-2H-thiopyran-4-yl ester (as prepared in Example 35, step (a), 500 mg, 2.01 mmol), bis(neopentyl glycolato)diboron (478 mg, 2.11 mmol), Pd(dppf)Cl₂ (147 mg, 0.20 mmol) and KOAc (592 mg, 6.03 mmol) in 8 mL of 1,4-dioxane was stirred at 80 °C for 8 h under Ar, and then cooled to RT. Treated with 50 mL of EtOAc, the mixture was washed with H₂O (2 x 10 mL), brine (10 mL) and dried (Na₂SO₄). Removal of the solvent under reduced pressure followed by flash chromatography of the residue on silica gel (0-5 % EtOAc/DCM) gave 351 mg (82 %) of the title compound as a colorless oil. ¹H-NMR (CDCl₃; 400 MHz): δ 6.62 (m, 1H), 3.63 (s, 4H), 3.21 (m, 2H), 2.68 (t, 2H, J = 5.8 Hz), 2.37 (m, 2H), 0.96 (s, 6H). Mass spectrum (ESI, m/z): Calcd. for C₁₀H₁₇BO₂S, 213.1 (M+H), found 213.1.

20

b) *4-[4-Amino-3-(3,6-dihydro-2H-thiopyran-4-yl)-phenyl]-piperidine-1-carboxylic acid tert-butyl ester*

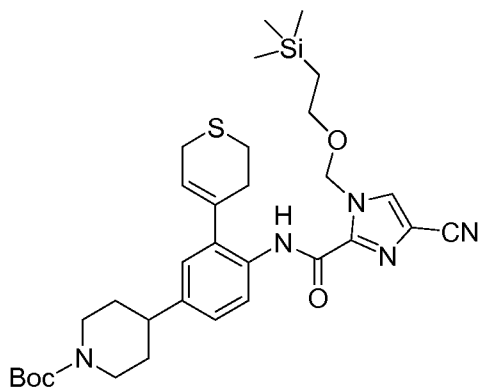


To a mixture of 4-(4-amino-3-bromo-phenyl)-piperidine-1-carboxylic acid tert-butyl ester (as prepared in Example 13, step (c), 200 mg, 0.563 mmol), 2-(3,6-dihydro-2H-thiopyran-4-yl)-5,5-dimethyl-[1,3,2]dioxaborinane (as prepared in the previous step,

131 mg, 0.619 mmol) and Pd(PPh₃)₄ (65 mg, 0.056 mmol) in 5 mL of 1,4-dioxane was added 2.0 M aq Na₂CO₃ solution (2.25 mL, 4.5 mmol). The resulting mixture was stirred at 80 °C for 7 h under Ar, and then cooled to RT. Treated with 50 mL of EtOAc, the mixture was washed with H₂O (3 x 15 mL), brine (20 mL) and dried (Na₂SO₄). Removal of the solvent under reduced pressure followed by flash

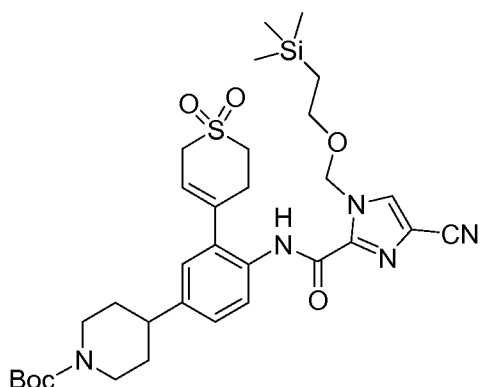
chromatography of the residue on silica gel (15-30 % EtOAc/hexane) gave 141 mg (67 %) of the title compound as a colorless oil. ¹H-NMR (CDCl₃; 400 MHz): δ 6.91 (dd, 1H, J = 8.2, 2.2 Hz), 6.81 (d, 1H, J = 2.2 Hz), 6.65 (d, 1H, J = 8.2 Hz), 5.91 (m, 1H), 4.22 (br s, 2H), 3.66 (br s, 2H), 3.29-3.31 (m, 2H), 2.87 (dd, 2H, J = 5.7, 5.7 Hz), 2.77 (m, 2H), 2.47-2.56 (m, 3H), 1.78 (d, 2H, J = 12.6 Hz), 1.50-1.63 (m, 2H), 1.48 (s, 9H). Mass spectrum (ESI, m/z): Calcd. for C₂₁H₃₀N₂O₂S, 375.2 (M+H), found 375.2.

c) 4-[4-{[4-Cyano-1-(2-trimethylsilanyl-ethoxymethyl)-1H-imidazole-2-carbonyl]-amino}-3-(3,6-dihydro-2H-thiopyran-4-yl)-phenyl]-piperidine-1-carboxylic acid tert-butyl ester



To a mixture of 4-[4-amino-3-(3,6-dihydro-2*H*-thiopyran-4-yl)-phenyl]-piperidine-1-carboxylic acid tert-butyl ester (as prepared in the previous step, 45 mg, 0.12 mmol), potassium 4-cyano-1-(2-trimethylsilanyl-ethoxymethyl)-1*H*-imidazole-2-carboxylate (as prepared in Example 3, step (d), 44 mg, 0.144 mmol) and PyBroP (67 mg, 0.144 mmol) in 2 mL of DMF was added DIEA (42 μ L, 0.24 mmol). The resulting mixture was stirred at RT for 4 h under Ar. Treated with 30 mL of EtOAc, the mixture was washed with H₂O (3 x 10 mL), brine (10 mL) and dried (Na₂SO₄). Removal of the solvent under reduced pressure followed by flash chromatography of the residue on silica gel (1-2 % EtOAc/DCM) gave 64 mg (85 %) of the title compound as a light yellow oil. ¹H-NMR (CDCl₃; 400 MHz): δ 9.51 (s, 1H), 8.21 (d, 1H, J = 8.5 Hz), 7.78 (s, 1H), 7.16 (dd, 1H, J = 8.5, 2.1 Hz), 7.02 (d, 1H, J = 2.1 Hz), 6.00 (m, 1H), 5.92 (s, 2H), 4.25 (br s, 2H), 3.66 (t, 2H, J = 8.2), 3.42 (m, 2H), 2.93 (dd, 2H, J = 5.7, 5.7 Hz), 2.79 (m, 2H), 2.63 (dddd, 1H, J = 12.3, 12.3, 3.3, 3.3 Hz), 2.49-2.56 (m, 2H), 1.82(d, 2H, J = 12.8 Hz), 1.56-1.66 (m, 2H), 1.49 (s, 9H), 0.97 (t, 2H, J = 8.2 Hz), 0.00 (s, 9H).

d) 4-[4-{[4-Cyano-1-(2-trimethylsilanyl-ethoxymethyl)-1*H*-imidazole-2-carbonyl]-amino}-3-(1,1-dioxo-1,2,3,6-tetrahydro-1 λ^6 -thiopyran-4-yl)-phenyl]-piperidine-1-carboxylic acid tert-butyl ester

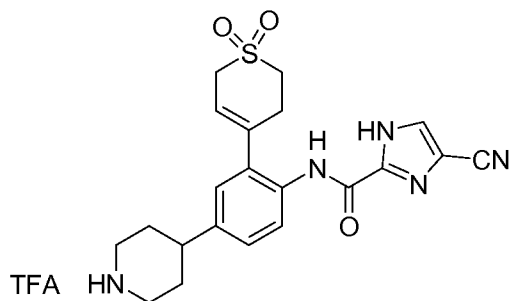


A solution of 3-chloroperoxybenzoic acid (91 mg, 0.404 mmol, 77 %) in 1 mL of DCM was added slowly to 4-[4-{[4-cyano-1-(2-trimethylsilanyl-ethoxymethyl)-1*H*-imidazole-2-carbonyl]-amino}-3-(3,6-dihydro-2*H*-thiopyran-4-yl)-phenyl]-piperidine-1-carboxylic acid tert-butyl ester (as prepared in the previous step, 120 mg, 0.192 mmol) in 3 mL of DCM at -78 °C under Ar. The mixture was stirred at -78 °C for

15 min, and then warmed to RT. Treated with 40 mL of EtOAc, the mixture was washed with 15 % Na₂SO₃ (5 mL), satd aq NaHCO₃ solution (2 x 10 mL), H₂O (10 mL), brine (10 mL) and dried (Na₂SO₄). Removal of the solvent under reduced

5 EtOAc/DCM) gave 85 mg (67 %) of the title compound as a colorless oil. ¹H-NMR (CDCl₃; 400 MHz): δ 9.23 (s, 1H), 8.03 (d, 1H, J = 8.3 Hz), 7.80 (s, 1H), 7.21 (dd, 1H, J = 8.3, 2.0 Hz), 7.06 (d, 1H, J = 2.0 Hz), 5.93 (s, 2H), 5.75 (t, 1H, J = 4.1 Hz), 4.25 (br s, 2H), 3.86 (br s, 2H), 3.66 (t, 2H, J = 8.2 Hz), 3.29 (t, 2H, J = 6.3 Hz), 3.03 (t, 2H, J = 5.4 Hz), 2.74-2.86 (m, 2H), 2.64 (dddd, 1H, J = 12.3, 12.3, 3.3, 3.3 Hz),
10 1.82 (d, 2H, J = 12.3 Hz), 1.55-1.65 (m, 2H), 1.49 (s, 9H), 0.98 (t, 2H, J = 8.2 Hz), 0.01 (s, 9H). Mass spectrum (ESI, m/z): Calcd. for C₃₂H₄₅N₅O₆SSi, 656.3 (M+H), found 656.7.

e) 4-Cyano-1H-imidazole-2-carboxylic acid [2-(1,1-dioxo-1,2,3,6-tetrahydro-1λ⁶-thiopyran-4-yl)-4-piperidin-4-yl-phenyl]-amide, trifluoroacetic acid salt
15

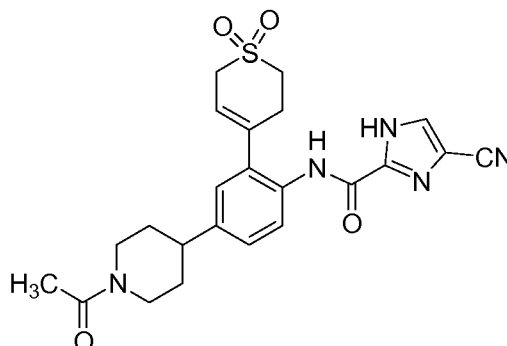


To a solution of 4-[4-{[4-cyano-1-(2-trimethylsilyl-ethoxymethyl)-1H-imidazole-2-carbonyl]-amino}-3-(1,1-dioxo-1,2,3,6-tetrahydro-1λ⁶-thiopyran-4-yl)-phenyl]-
20 piperidine-1-carboxylic acid tert-butyl ester (as prepared in the previous step, 81 mg, 0.123 mmol) in 6 mL of DCM was added 0.20 mL of EtOH followed by 2 mL of TFA. The resulting solution was stirred at RT for 3 h. Removal of the solvent under reduced pressure gave 64 mg (96 %) of the title compound as a white solid. ¹H-NMR (CD₃OD; 400 MHz): δ 8.02 (s, 1H), 7.78 (d, 1H, J = 8.3 Hz), 7.29 (dd, 1H, J = 8.3,
25 2.0 Hz), 7.21 (d, 1H, J = 2.0 Hz), 5.71 (t, 1H, J = 4.2 Hz), 3.83 (br s, 2H), 3.51 (d, 2H, J = 12.4 Hz), 3.33 (t, 2H, J = 6.0 Hz), 3.15 (td, 2H, J = 13.1, 2.6 Hz), 3.01 (m, 2H), 2.94 (dddd, 1H, J = 12.2, 12.2, 3.5, 3.5 Hz), 2.08 (d, 2H, J = 12.9 Hz), 1.91 (m, 2H, J

= 13.3, 13.3, 13.3, 3.8 Hz). Mass spectrum (ESI, m/z): Calcd. for C₂₁H₂₃N₅O₃S, 426.2 (M+H), found 426.2.

Example 37

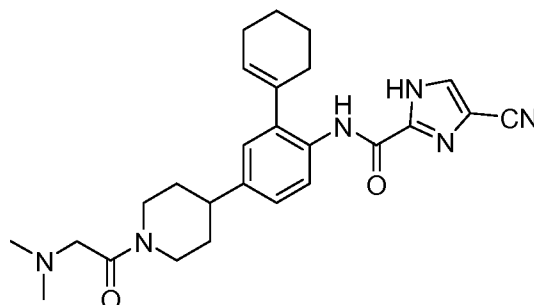
- 5 4-Cyano-1H-imidazole-2-carboxylic acid [4-(1-acetyl-piperidin-4-yl)-2-(1,1-dioxo-1,2,3,6-tetrahydro-1λ⁶-thiopyran-4-yl)-phenyl]-amide



- To a suspension of 4-cyano-1H-imidazole-2-carboxylic acid [2-(1,1-dioxo-1,2,3,6-tetrahydro-1λ⁶-thiopyran-4-yl)-4-piperidin-4-yl-phenyl]-amide trifluoroacetic acid salt
 10 (as prepared in Example 36, step (e), 62 mg, 0.115 mmol) in 4 mL of 1:1 DCM/DMF at RT was added DIEA (60 μL, 0.345 mmol). The mixture was stirred for 5 min, then acetic anhydride (11 μL, 0.121 mmol) was added slowly to the mixture, and the resulting mixture was stirred at RT for 0.5 h. Treated with 40 mL of EtOAc, the
 15 mixture was washed with H₂O (2 x 20 mL). The aqueous layers were extracted with EtOAc (4 x 10 mL). The combined organic layers were concentrated in vacuo. The residue was purified by flash chromatography on silica gel (1-4 % MeOH/DCM) yielding 50.9 mg (95 %) of the title compound as a white solid. ¹H-NMR (CDCl₃; 400 MHz): δ 13.0 (s, 1H), 9.10 (s, 1H), 8.13 (d, 1H, J = 8.4 Hz), 7.77 (d, 1H, J = 2.3
 20 Hz), 7.26 (dd, 1H, J = 8.4, 2.0 Hz), 7.08 (d, 1H, J = 2.0 Hz), 5.77 (t, 1H, J = 4.3 Hz), 4.84 (dt, 1H, J = 13.3, 2.1 Hz), 4.00 (dt, 1H, J = 13.3, 2.1 Hz), 3.89 (br s, 2H), 3.31 (t, 2H, J = 6.2 Hz), 3.23 (td, 1H, J = 13.2, 2.5 Hz), 3.02 (m, 2H), 2.77 (dddd, 1H, J = 11.9, 11.9, 3.4, 3.4 Hz), 2.68 (ddd, 1H, J = 12.6, 12.6, 2.9 Hz), 2.18 (s, 3H), 1.70-1.97 (m, 4H). Mass spectrum (ESI, m/z): Calcd. for C₂₃H₂₅N₅O₄S, 468.2 (M+H), found
 25 468.1.

Example 38

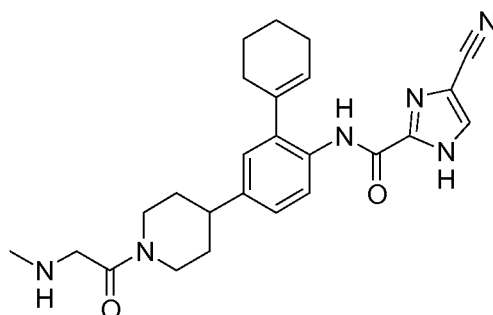
4-Cyano-1H-imidazole-2-carboxylic acid {2-cyclohex-1-enyl-4-[1-(2-dimethylaminoacetyl)-piperidin-4-yl]-phenyl}-amide



A mixture of 4-cyano-1H-imidazole-2-carboxylic acid (2-cyclohex-1-enyl-4-
 5 piperidin-4-yl-phenyl)-amide trifluoroacetic acid salt (as prepared in Example 14, step
 (b), 655 mg, 1.30 mmol) in DCM (15 mL) was cooled to 0 °C and DIEA (0.92 mL,
 5.2 mmol) was added. Dimethylaminoacetyl chloride hydrochloride (211 mg, 1.3
 mol) was then added portion wise over 10 min. The reaction mixture was stirred at 0
 °C for 30 min and allowed to warm to RT and stirred for 2 h. Solvent was removed in
 10 vacuo and the resulting residue was partitioned between brine and DCM. The organic
 layer was separated, dried (Na₂SO₄) and concentrated. The residue obtained was
 purified on silica (5 % MeOH: DCM) to obtain 432 mg (70 %) of the title compound
 as a white solid. ¹H-NMR (CDCl₃; 400 MHz): δ 9.49 (s, 1H), 8.24 (d, 1H, J = 2.3
 Hz), 7.70 (s, 1H), 7.12 (dd, 1H, J = 8.4, 2.1 Hz), 7.01 (s, 1H), 5.82 (m, 1H), 4.75 (d,
 15 1H, J = 13.4 Hz), 4.13 (d, 1H, J = 13.4 Hz), 3.57 (d, 1H, J = 14.2 Hz), 3.18 (d, 1H, J =
 14.2 Hz), 3.12 (td, 1H, J = 13.3, 2.4 Hz), 2.73 (dddd, 1H, J = 11.9, 11.9, 3.8, 3.8 Hz),
 2.65 (ddd, 1H, J = 13.3, 13.3, 2.4 Hz), 2.40 (s, 6H), 2.18-2.32 (m, 4H), 1.60-1.98 (m,
 8H). Mass spectrum (ESI, m/z): Calcd. for C₂₆H₃₂N₆O₂, 461.3 (M+H), found 461.2.

Example 38b

4-Cyano-1H-imidazole-2-carboxylic acid {2-cyclohex-1-enyl-4-[1-(2-methylaminoacetyl)-piperidin-4-yl]-phenyl}-amide



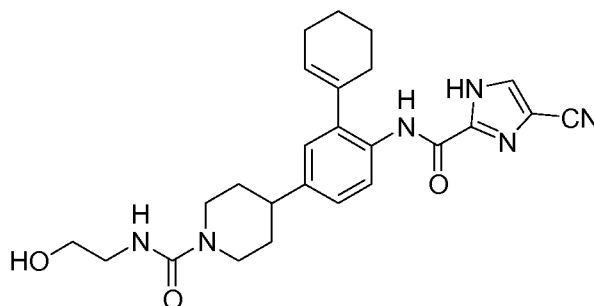
HPLC purification of Example 38a also afforded a small amount of 4-cyano-1*H*-imidazole-2-carboxylic acid {2-cyclohex-1-enyl-4-[1-(2-methylamino-acetyl)-

- 5 piperidin-4-yl]-phenyl}-amide. ¹H-NMR (CD₃OD; 400 MHz): δ 8.02 (d, 1H, J = 8.4 Hz), 7.92 (s, 1H), 7.07 (dd, 1H, J = 8.4 Hz, J = 2.4 Hz), 6.98 (d, 1H, J = 2.4 Hz), 5.73-5.68 (m, 1H), 4.60-4.51 (m, 1H), 3.76-3.68 (m, 1H), 3.20-3.11 (m, 1H), 2.81-2.70 (m, 2H), 2.67 (s, 3H), 2.22-2.13 (m, 4H), 1.88-1.66 (m, 6H), 1.66-1.46 (m, 2H). Mass spectrum (ESI, m/z): Calcd. for C₂₅H₃₀N₆O₂, 447.2 (M+H), found 447.3.

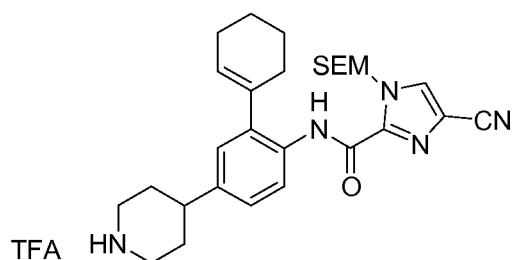
10

Example 39

*4-{4-[4-(4-Cyano-1*H*-imidazole-2-carbonyl)-amino]-3-cyclohex-1-enyl-phenyl}-piperidine-1-carboxylic acid (2-hydroxy-ethyl)-amide*



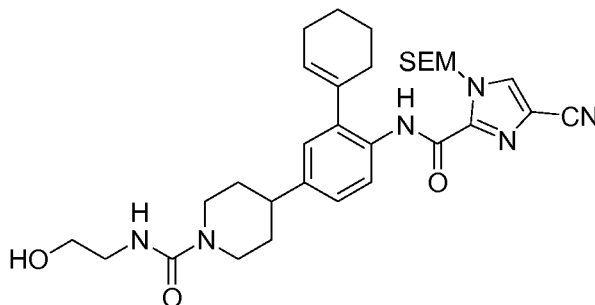
- 15 a) *4-Cyano-1-(2-trimethylsilanyl-ethoxymethyl)-1*H*-imidazole-2-carboxylic acid (2-cyclohex-1-enyl-4-piperidin-4-yl-phenyl)-amide, trifluoroacetic acid salt*



To a solution of 4-(4-{4-cyano-1-(2-trimethylsilyl-ethoxymethyl)-1*H*-imidazole-2-carbonyl]-amino}-3-cyclohex-1-enyl-phenyl)-piperidine-1-carboxylic acid tert-butyl

ester (as prepared in Example 14, step (a), 81 mg, 0.123 mmol) in 18 mL of DCM was added 1 mL of EtOH followed by 5 mL of TFA at 0 °C. The resulting solution was stirred at RT for 0.5 h, treated with 20 mL of EtOH followed by 20 mL of n-PrOH and 5 mL of H₂O, the mixture was then concentrated under reduced pressure to give a slightly yellow solid. Flash chromatography of the compound on silica gel (2-4 % MeOH/DCM) gave 0.87 g (85 %) of the title compound as a white solid. ¹H-NMR (CDCl₃; 400 MHz): δ 9.70 (s, 1H), 9.66 (br s, 1H), 9.15 (br s, 1H), 8.29 (d, 1H, J = 8.3 Hz), 7.78 (s, 1H), 7.13 (dd, 1H, J = 8.3, 2.2 Hz), 7.03 (d, 1H, J = 2.2 Hz), 5.95 (s, 2H), 5.83 (m, 1H), 3.66 (t, 2H, J = 8.4 Hz), 3.55 (d, 2H, J = 12.3 Hz), 2.95-3.11 (m, 2H), 2.76 (m, 1H), 2.18-2.33 (m, 4H), 1.99-2.15 (m, 4H), 1.82 (m, 4H), 0.97 (t, 2H, J = 8.3 Hz), 0.00 (s, 9H). Mass spectrum (ESI, m/z): Calcd. for C₂₈H₃₉N₅O₂Si, 506.3 (M+H), found 506.1.

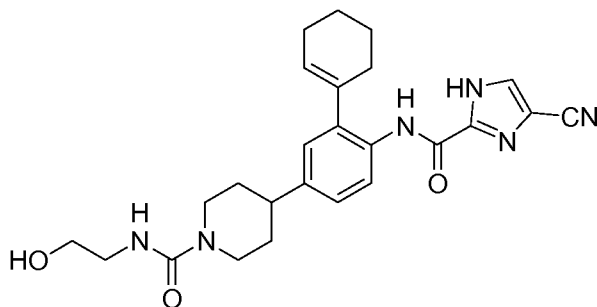
b) 4-(4-{[4-Cyano-1-(2-trimethylsilanyl-ethoxymethyl)-1H-imidazole-2-carbonyl]-amino}-3-cyclohex-1-enyl-phenyl)-piperidine-1-carboxylic acid (2-hydroxy-ethyl)-amide



A solution of 4-cyano-1-(2-trimethylsilanyl-ethoxymethyl)-1H-imidazole-2-carboxylic acid (2-cyclohex-1-enyl-4-piperidin-4-yl-phenyl)-amide trifluoroacetic acid salt (as prepared in the previous step, 116 mg, 0.192 mmol) and DIEA (134 μL, 0.770 mmol) in 4 mL of DCM was added slowly to solution of triphosgene (23mg, 0.0768 mmol) in 4 mL of DCM at -78 °C under Ar. The mixture was stirred at -78 °C for 15 min, warmed to RT and stirred for 15 min and cooled to -78 °C again. A suspension of 2-amino-ethanol (350 μL, 5.77 mmol) in 4 mL of THF was added and the resulting mixture was warmed to RT and stirred for 20 h under Ar. Treated with 100 mL of EtOAc, the mixture was washed with H₂O (3 x 20 mL), brine (20 mL) and dried (Na₂SO₄). Removal of the solvent in vacuo followed by flash chromatography of the residue on silica gel (10 % EtOAc/DCM then 5 % MeOH/DCM) gave 95 mg

(83 %) of the title compound as a colorless oil. ¹H-NMR (CDCl₃; 400 MHz): δ 9.68 (s, 1H), 8.25 (d, 1H, J = 8.4 Hz), 7.77 (s, 1H), 7.12 (dd, 1H, J = 8.4, 2.2 Hz), 7.01 (d, 1H, J = 2.2 Hz), 5.94 (s, 2H), 5.83 (m, 1H), 4.96 (t, 1H, J = 5.6 Hz), 4.11 (d, 2H, J = 13.3 Hz), 3.75 (ddd, 2H, J = 4.4 Hz), 3.66 (t, 2H, J = 8.3 Hz), 3.44 (ddd, 2H, J = 5.0 Hz), 3.36 (t, 1H, J = 4.6 Hz), 2.91 (ddd, 2H, J = 13.0, 2.2 Hz), 2.66 (dddd, 1H, J = 12.2, 12.2, 3.3, 3.3 Hz), 2.18-2.33 (m, 4H), 1.75-1.91 (m, 6H), 1.67 (dddd, 2H, J = 12.9, 12.9, 12.9, 4.0 Hz), 0.97 (t, 2H, J = 8.3 Hz), 0.00 (s, 9H). Mass spectrum (ESI, m/z): Calcd. for C₃₁H₄₄N₆O₄Si, 593.3 (M+H), found 593.1.

10 c) 4-{4-[4-Cyano-1H-imidazole-2-carbonyl]-amino}-3-cyclohex-1-enyl-phenyl}-piperidine-1-carboxylic acid (2-hydroxy-ethyl)-amide

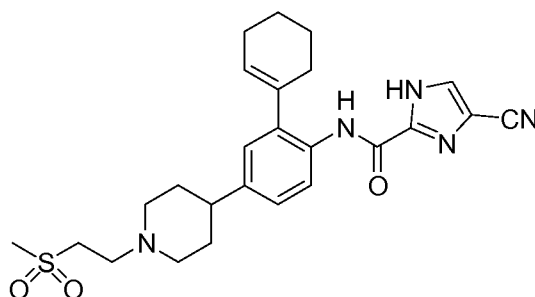


To a solution of 4-(4-{[4-cyano-1-(2-trimethylsilyl-ethoxymethyl)-1H-imidazole-2-carbonyl]-amino}-3-cyclohex-1-enyl-phenyl)-piperidine-1-carboxylic acid (2-hydroxy-ethyl)-amide (as prepared in the previous step, 95 mg, 0.16 mmol) in 3 mL of DCM was added 0.10 mL of EtOH followed by 1.0 mL of TFA. The resulting solution was stirred at RT for 6 h. Removal of the solvent under reduced pressure followed by flash chromatography of the residue on silica gel (2-8 % MeOH/DCM) gave 68 mg (92 %) of the title compound as a white solid. ¹H-NMR (CD₃OD; 400 MHz): δ 8.09 (d, 1H, J = 8.4 Hz), 8.00 (s, 1H), 7.15 (dd, 1H, J = 8.4, 2.2 Hz), 5.79 (m, 1H), 4.15 (dd, 2H, J = 13.3, 1.1 Hz), 3.61 (t, 2H, J = 5.9 Hz), 3.27-3.32 (m, 2H), 2.90 (ddd, 2H, J = 13.0, 13.0, 2.5 Hz), 2.73 (dddd, 1H, J = 12.1, 12.1, 2.6, 2.6 Hz), 2.26 (m, 4H), 1.73-1.88 (m, 6H), 1.62 (dddd, 2H, J = 12.6, 12.6, 12.6, 4.0 Hz). Mass spectrum (ESI, m/z): Calcd. for C₂₅H₃₀N₆O₃, 463.2 (M+H), found 463.2.

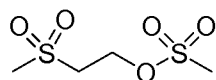
25

Example 40

4-Cyano-1H-imidazole-2-carboxylic acid {2-cyclohex-1-enyl-4-[1-(2-methanesulfonyl-ethyl)-piperidin-4-yl]-phenyl}-amide

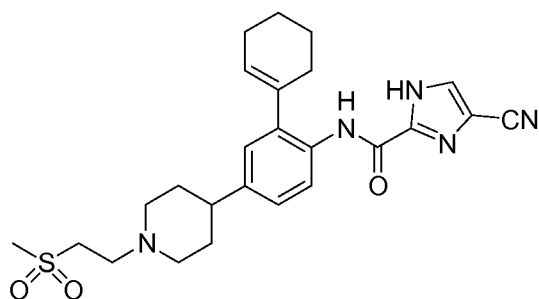


a) *Methanesulfonic acid 2-methanesulfonyl-ethyl ester*



To a solution of methanesulfonyl chloride (484 mg, 4.23 mmol) in 15 mL of DCM at
 5 0 °C was added 2-methanesulfonyl-ethanol (500 mg, 4.03 mmol) in 10 mL of DCM
 followed by DIEA (1.05 mL, 6.05 mmol) under Ar. The mixture was warmed to RT
 and stirred for 20 h under Ar. The mixture was treated with 100 mL of EtOAc and
 washed with H₂O (3 x 20 mL), brine (20 mL) and dried (Na₂SO₄). Removal of the
 solvent in vacuo gave 534 mg (66 %) of the title compound as a brown oil. ¹H-NMR
 10 (CDCl₃; 400 MHz): δ 4.67 (d, 2H, J = 5.5 Hz), 3.46 (d, 2H, J = 5.5 Hz), 3.11 (s, 3H),
 3.04 (s, 3H).

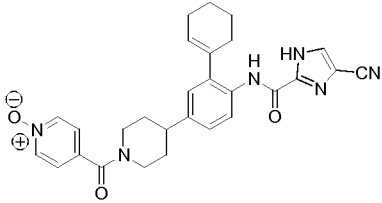
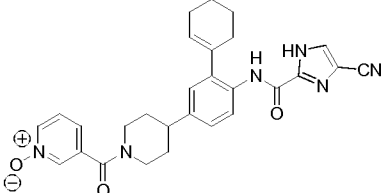
b) *4-Cyano-1H-imidazole-2-carboxylic acid {2-cyclohex-1-enyl-4-[1-(2-methanesulfonyl-ethyl)-piperidin-4-yl]-phenyl}-amide*



To a solution of 4-cyano-1H-imidazole-2-carboxylic acid (2-cyclohex-1-enyl-4-
 piperidin-4-yl-phenyl)-amide trifluoroacetic acid salt (as prepared in Example 14, step
 (b), 85 mg, 0.174 mmol) and DIEA (91 μL, 0.521 mmol) in 3 mL of DCM at RT was
 added 2-methanesulfonic acid 2-methanesulfonyl-ethyl ester (as prepared in the
 15 previous step, 42 mg, 0.208 mmol). The resulting mixture was stirred at RT for 3 h.
 Treated with 50 mL of EtOAc, the mixture was washed with H₂O (2 x 20 mL), brine
 20 (10 mL) and dried (Na₂SO₄). Removal of the solvent in vacuo followed by flash

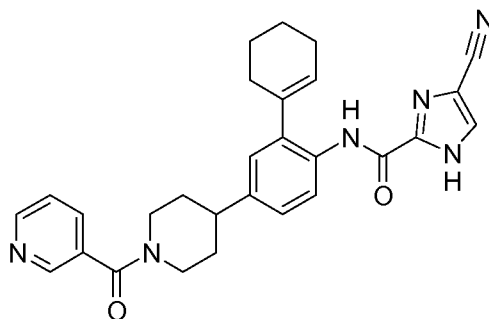
chromatography of the residue on silica gel (1-3 % MeOH/DCM) gave 54 mg (65 %) of the title compound as a white solid. ¹H-NMR (CDCl₃; 400 MHz): δ 9.54 (s, 1H), 8.25 (d, 1H, J = 8.4 Hz), 7.72 (s, 1H), 7.15 (dd, 1H, J = 8.4, 2.0 Hz), 7.04 (d, 1H, J = 2.0 Hz), 5.85 (m, 1H), 3.21 (t, 1H, J = 6.5 Hz), 3.09 (s, 3H), 3.02-3.11 (m, 2H), 2.92
5 (t, 2H, J = 6.5 Hz), 2.52 (dddd, 1H, J = 12.1, 12.1, 3.3, 3.3 Hz), 2.18-2.34 (m, 4H), 2.18 (t, 2H, J = 10.8 Hz), 1.64-1.94 (m, 8H). Mass spectrum (ESI, m/z): Calcd. for C₂₅H₃₁N₅O₃S, 482.2 (M+H), found 482.2.

The following compounds have been prepared according to the examples as indicated:

Example	Structure	Mass		Formula	Proc. Of Ex
		Spectrum [M+H] ⁺ Calcd.	Found		
41		497.2	497.2	C ₂₈ H ₂₈ N ₆ O ₃	29
42		497.2	497.3	C ₂₈ H ₂₈ N ₆ O ₃	29

Example 43

- 5 *4-Cyano-1H-imidazole-2-carboxylic acid}{2-cyclohex-1-enyl-4-[1-(pyridine-3-carbonyl)-piperidin-4-yl]-phenyl}-amide*

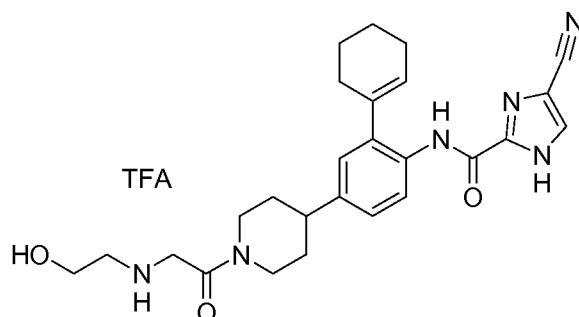


- A solution of 4-cyano-1H-imidazole-2-carboxylic acid (2-cyclohex-1-enyl-4-piperidin-4-yl-phenyl)-amide trifluoroacetic acid salt (as prepared in Example 14, step (b), 75.0 mg, 0.15 mmol) in CH₂Cl₂ (10 mL) was treated with Et₃N (64.1 μL, 0.46 mmol) and cooled to 0 °C. The mixture was treated with nicotinoyl chloride hydrochloride (0.030 g, 0.17 mmol) and stirred at 0 °C for 15 min then at room temperature for 17 h. The reaction mixture was adsorbed directly onto silica gel.
- 15 Silica gel chromatography (10 % MeOH in EtOAc) afforded the title compound (61.0

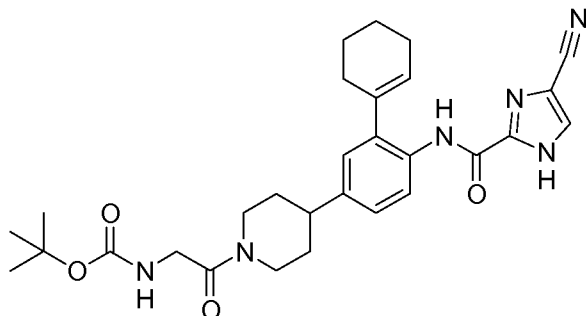
mg, 83 %) as a white solid. $^1\text{H-NMR}$ (CDCl_3 ; 400 MHz): δ 9.51 (br s, 1H), 8.77 (s, 1H), 8.70-8.66 (m, 1H), 8.32 (d, 1H, $J = 8.4$ Hz), 7.86-7.81 (m, 1H), 7.70 (s, 1H), 7.42-7.37 (m, 1H), 7.17 (d, 1H, $J = 8.4$ Hz), 7.06-7.04 (m, 1H), 5.87-5.82 (m, 1H), 4.98-4.87 (m, 1H), 3.94-3.84 (m, 1H), 3.29-3.18 (m, 1H), 2.98-2.86 (m, 1H), 2.86-2.76 (m, 1H), 2.34-2.20 (m, 4H), 1.94-1.72 (m, 9H). LC-MS (ESI, m/z): Calcd. for $\text{C}_{28}\text{H}_{28}\text{N}_6\text{O}_2$, 481.2 ($\text{M}+\text{H}$), found 481.3.

Example 44

10 *4-Cyano-1H-imidazole-2-carboxylic acid (2-cyclohex-1-enyl-4-{1-[2-(2-hydroxyethylamino)-acetyl]-piperidin-4-yl}-phenyl)-amide trifluoroacetic acid salt*



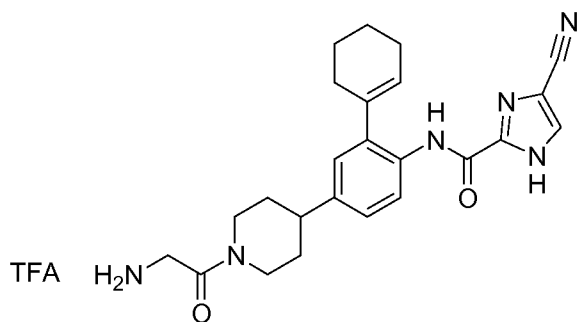
a) *[2-(4-{4-[(4-Cyano-1H-imidazole-2-carbonyl)-amino]-3-cyclohex-1-enyl-phenyl}-piperidin-1-yl)-2-oxo-ethyl]-carbamic acid tert-butyl ester*



15 A solution of N-BOC-glycine (0.29 g, 1.63 mmol) in CH_2Cl_2 (10 mL) was treated with DIEA (0.85 mL, 4.90 mmol), HOBt (0.26 g, 1.96 mmol), and EDCI (0.38 g, 1.96 mmol). The mixture was stirred at room temperature for 10 min and added to a suspension of 4-cyano-1H-imidazole-2-carboxylic acid (2-cyclohex-1-enyl-4-piperidin-4-yl-phenyl)-amide trifluoroacetic acid salt (as prepared in Example 14, step 20 (b), 0.80 g, 1.63 mmol) in CH_2Cl_2 (20 mL). The solution was stirred at room temperature for 17 h. Solvents were evaporated in vacuo. Silica gel chromatography (50 % EtOAc in hexanes) afforded the title compound (0.41 g, 47 %) as a white solid.

¹H-NMR (CDCl₃; 400 MHz): δ 9.53 (s, 1H), 8.26 (d, 1H, J = 8.4 Hz), 7.80-7.78 (m, 1H), 7.71 (s, 1H), 7.45-7.43 (m, 1H), 7.06 (d, 1H, J = 8.4 Hz), 7.00 (s, 1H), 5.83 (br s, 1H), 5.76 (br s, 1H), 4.78-4.68 (m, 1H), 3.96-3.85 (m, 2H), 3.17-3.03 (m, 1H), 2.78-2.63 (m, 2H), 2.29 (br s, 2H), 2.22 (br s, 2H), 1.95-1.87 (m, 2H), 1.86-1.72 (m, 4H),
 5 1.70-1.55 (m, 2H), 1.44 (s, 9H). LC-MS (ESI, m/z): Calcd. for C₂₉H₃₆N₆O₄ 533.3 (M+H), found 532.9.

b) 4-Cyano-1H-imidazole-2-carboxylic acid {4-[1-(2-amino-acetyl)-piperidin-4-yl]-2-cyclohex-1-enyl-phenyl}-amide trifluoroacetic acid salt

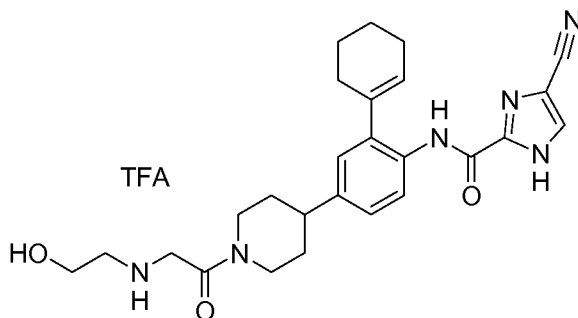


10

A solution of [2-(4-{4-[(4-cyano-1H-imidazole-2-carbonyl)-amino]-3-cyclohex-1-enyl-phenyl}-piperidin-1-yl)-2-oxo-ethyl]-carbamic acid tert-butyl ester (as prepared in the previous step, 0.41 g, 0.77 mmol) in CH₂Cl₂ (20 mL) was treated with EtOH (0.2 mL) and TFA (6 mL). The mixture stirred at room temperature for 45 min, and
 15 the solvents were evaporated in vacuo. The crude material was used directly in the next step. LC-MS (ESI, m/z): Calcd. for C₂₄H₂₈N₆O₂ 433.2 (M+H), found 433.2.

c) 4-Cyano-1H-imidazole-2-carboxylic acid (2-cyclohex-1-enyl-4-{1-[2-(2-hydroxy-ethylamino)-acetyl]-piperidin-4-yl}-phenyl)-amide trifluoroacetic acid salt

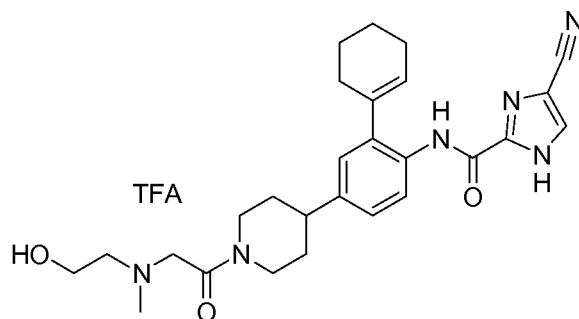
20



A suspension of 4-cyano-1*H*-imidazole-2-carboxylic acid {4-[1-(2-amino-acetyl)-piperidin-4-yl]-2-cyclohex-1-enyl-phenyl}-amide trifluoroacetic acid salt (as prepared in the previous step, 0.42 g, 0.77 mmol) in CH₂Cl₂ (20 mL) was treated with Na(OAc)₃BH (0.33 g, 1.54 mmol) and solid glyoxal (44.6 mg, 0.77 mmol). The mixture stirred at room temperature for 1 h, and the solvent was evaporated *in vacuo*. The residue was taken up in MeOH and the solids filtered off, and the filtrate was concentrated *in vacuo*. Reverse phase HPLC (C-18 column) (20 % to 60 % acetonitrile in water with 0.1 % TFA over 30 min) afforded the title compound (83 mg, 19 % over two steps) as a white solid. ¹H-NMR (CD₃OD; 400 MHz): δ 8.16-8.09 (m, 1H), 8.05-8.01 (m, 1H), 7.22-7.15 (m, 1H), 7.11-7.06 (m, 1H), 5.84-5.79 (m, 1H), 4.72-4.62 (m, 1H), 4.24-3.91 (m, 2H), 3.89-3.80 (m, 2H), 3.28-3.18 (m, 2H), 2.92-2.79 (m, 2H), 2.28 (br s, 4H), 1.98-1.89 (m, 2H), 1.89-1.76 (m, 4H), 1.76-1.57 (m, 2H). LC-MS (ESI, m/z): Calcd. for C₂₆H₃₂N₆O₃ 477.2 (M+H), found 477.2.

Example 45

4-Cyano-1*H*-imidazole-2-carboxylic acid (2-cyclohex-1-enyl-4-{1-[2-(2-hydroxy-ethyl)-methyl-amino-acetyl]-piperidin-4-yl}-phenyl)-amide trifluoroacetic acid salt



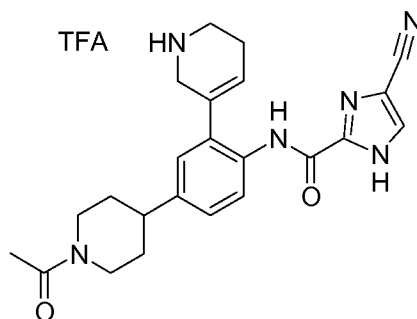
A solution of 4-cyano-1*H*-imidazole-2-carboxylic acid (2-cyclohex-1-enyl-4-{1-[2-(2-hydroxy-ethylamino)-acetyl]-piperidin-4-yl}-phenyl)-amide trifluoroacetic acid salt (as prepared in Example 44, step (c), 50.0 mg, 0.085 mmol) in MeOH (3 mL) was treated with Na(OAc)₃BH (39.5 mg, 0.19 mmol) and 37 % aqueous formaldehyde (8.2 μL, 0.10 mmol). The mixture was stirred at room temperature for 5.5 h, and the solvents were removed *in vacuo*. Reverse phase HPLC (C-18 column) (10 % to 50 % acetonitrile in water with 0.1 % TFA over 30 min) afforded the title compound (19.5 mg, 47 %) as a white solid. ¹H-NMR (CD₃OD; 400 MHz): δ 8.12 (d, 1H, *J* = 8.4 Hz), 8.02 (s, 1H), 7.19 (dd, 1H, *J* = 8.4, 2.0 Hz), 7.09 (d, 1H, *J* = 2.0 Hz), 5.84-5.79 (m, 1H), 4.72-4.64 (m, 1H), 4.39-4.23 (m, 2H), 3.84-3.79 (m, 1H), 3.31-3.21 (m, 1H),

3.03-2.94 (m, 6H), 2.92-2.80 (m, 2H), 2.32-2.24 (m, 4H), 2.00-1.90 (m, 2H), 1.90-1.76 (m, 5H), 1.78-1.59 (m, 2H). LC-MS (ESI, m/z): Calcd. for $C_{27}H_{34}N_6O_3$ 491.3 (M+H), found 491.2.

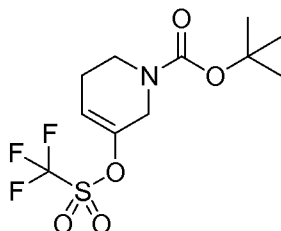
5

Example 46

4-Cyano-1H-imidazole-2-carboxylic acid [4-(1-acetyl-piperidin-4-yl)-2-(1,2,5,6-tetrahydro-pyridin-3-yl)-phenyl]-amide trifluoroacetic acid salt



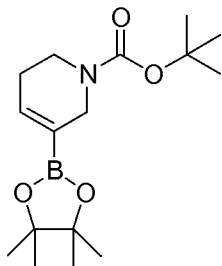
- 10 a) *5-Trifluoromethanesulfonyloxy-3,6-dihydro-2H-pyridine-1-carboxylic acid tert-butyl ester*



- A solution of LDA (23.4 mL, 35.1 mmol, 1.5 M in cyclohex) in THF (50 mL) was cooled to -78°C under Ar. The solution was treated with 3-oxo-piperidine-1-carboxylic acid tert-butyl ester (5.00 g, 25.1 mmol) as a solution in THF (15 mL) via drop wise addition and stirred for 15 min. The mixture was treated with 1,1,1-trifluoro-N-phenyl-N-[(trifluoromethyl)sulfonyl]methanesulfonimide (12.5 g, 35.1 mmol) as a solution in THF (40 mL). The mixture was allowed to warm to room temperature and stir 2.5 h. The reaction was quenched with saturated aqueous NaHCO₃, diluted with Et₂O, and washed with water. The organic layer was dried over MgSO₄ and concentrated in vacuo. Silica gel chromatography (5 % EtOAc in hexanes) afforded the title compound (2.45 g, 30 %) as a colorless oil. ¹H-NMR (CDCl₃; 400 MHz): δ 5.97-5.89 (m, 1H), 4.09-4.01 (m, 2H), 3.54-3.45 (m, 2H), 2.36-

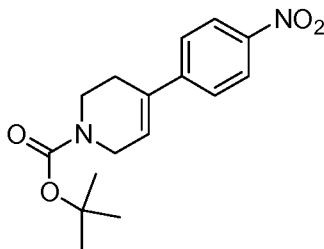
2.26 (m, 2H), 1.48 (s, 9H). LC-MS (ESI, m/z): Calcd. for C₁₁H₁₆F₃NO₅S 332.1 (M+H), found 332.1.

- b) 5-(4,4,5,5-Tetramethyl-[1,3,2]dioxaborolan-2-yl)-3,6-dihydro-2H-pyridine-1-carboxylic acid tert-butyl ester



PdCl₂dppf (0.16 g, 0.22 mmol), KOAc (2.18 g, 22.2 mmol), 4,4,5,5,4',4',5',5'-octamethyl-[2,2']bi[[1,3,2]dioxaborolanyl] (2.07 g, 8.13 mmol), and dppf (0.12 g, 0.22 mmol) were placed in a round-bottomed flask, and the flask was flushed with Ar. A degassed solution of 5-trifluoromethanesulfonyloxy-3,6-dihydro-2H-pyridine-1-carboxylic acid tert-butyl ester (as prepared in the previous step, 2.45 g, 7.40 mmol) in dioxane (70 mL) was added to the flask and heated to 80 °C for 16 h. The mixture was filtered through a glass-fritted funnel to remove the solid KOAc, and the filtrate was concentrated in vacuo. Silica gel chromatography (5 % EtOAc in hexanes) afforded the title compound (1.62 g, 71 %) as a colorless oil. ¹H-NMR (CDCl₃; 400 MHz): δ 6.69-6.60 (m, 1H), 3.98 (br s, 2H), 3.49-3.42 (m, 2H), 2.24-2.16 (m, 2H), 1.47 (s, 9H), 1.27 (s, 12H). LC-MS (ESI, m/z): Calcd. for C₁₈H₂₈BNO₄ 310.2 (M+H), found 311.0.

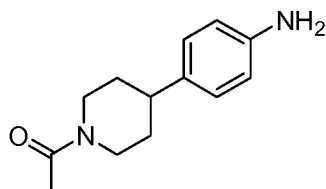
- c) 4-(4-Nitro-phenyl)-3,6-dihydro-2H-pyridine-1-carboxylic acid tert-butyl ester



The title compound was prepared by the Suzuki coupling procedure of Example 35, step (b) using 4-nitrophenylboronic acid (167 mg, 1.00 mmol) and 4-

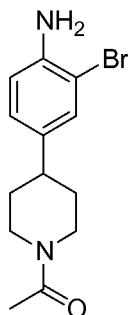
trifluoromethanesulfonyloxy-3,6-dihydro-2H-pyridine-1-carboxylic acid tert-butyl ester (as prepared in Example 13, step (a), 295 mg, 1.00 mmol). Silica gel chromatography (10 % EtOAc in hexanes) afforded the title compound (273 mg, 90 %) as an oil. ¹H-NMR (CDCl₃; 400 MHz): δ 8.19 (d, 2H, J = 8.8 Hz), 7.50 (d, 2H, J = 8.8 Hz), 6.23 (m, 1H), 4.12 (m, 2H), 3.66 (m, 2H), 2.54 (m, 2H), 1.49 (s, 9H).

d) *1-[4-(4-Amino-phenyl)-piperidin-1-yl]-ethanone*



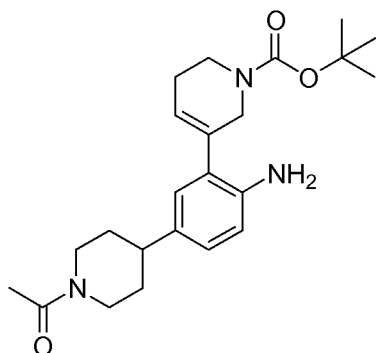
A solution of 4-(4-nitro-phenyl)-3,6-dihydro-2H-pyridine-1-carboxylic acid tert-butyl ester (as prepared in the previous step, 304 mg, 1.00 mmol) in a 1: 1 mixture of DCM/TFA (10 mL) was stirred at room temperature for 3 h and concentrated. The residue was dried in vacuo overnight, was taken up in CH₂Cl₂ (10 mL) and was cooled to 0 °C. To this solution, Et₃N (280 μL, 2 mmol) was added drop wise, followed by acetic anhydride (102 μL, 1 mmol). The resulting mixture was stirred at 0 °C for 1 h and allowed to warm to room temperature. The reaction mixture was washed with brine, and the organic layer was separated, dried and concentrated. The resulting product was reduced to obtain the title compound (143 mg, 65 %) using a procedure similar to Example 4, step (d). ¹H-NMR (CDCl₃; 400 MHz): δ 6.97 (d, 2H, J = 8.4 Hz), 6.64 (d, 2H, J = 8.4 Hz), 4.75 (m, 1H), 3.93 (m, 1H), 3.13 (m, 3H), 2.66 (m, 2H), 2.12 (s, 3H), 1.84 (m, 2H), 1.57 (m, 2H).

e) *1-[4-(4-Amino-3-bromo-phenyl)-piperidin-1-yl]-ethanone*



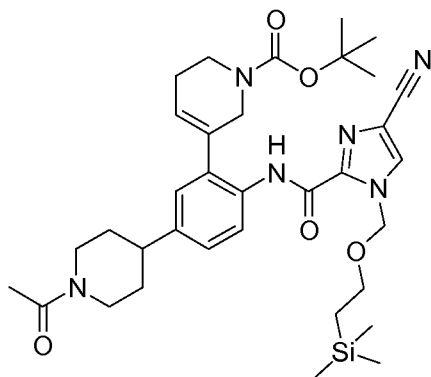
A solution of 1-[4-(4-amino-phenyl)-piperidin-1-yl]-ethanone (as prepared in the previous step, 0.36 g, 1.66 mmol) in CH₂Cl₂ (10 mL) was cooled to -78 °C and treated with NBS (0.28 g, 1.58 mmol) as a suspension in CH₂Cl₂ (4 mL). The reaction was allowed to warm to room temperature and stir for 30 min. The reaction was diluted with CH₂Cl₂ and washed with saturated aqueous NaHCO₃. The organic layer was dried over MgSO₄ and concentrated in vacuo. The crude material was used directly in the next reaction. LC-MS (ESI, m/z): Calcd. for C₁₃H₁₇BrN₂O 297.1 (M+H), found 297.1.

- 10 f) 5-[5-(1-Acetyl-piperidin-4-yl)-2-amino-phenyl]-3,6-dihydro-2H-pyridine-1-carboxylic acid tert-butyl ester



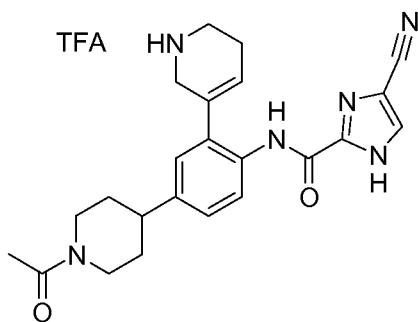
- A solution of 5-(4,4,5,5-tetramethyl-[1,3,2]dioxaborolan-2-yl)-3,6-dihydro-2H-pyridine-1-carboxylic acid tert-butyl ester (as prepared in Example 46, step (b), 0.62 g, 2.02 mmol) and 1-[4-(4-amino-3-bromo-phenyl)-piperidin-1-yl]-ethanone (as prepared in the previous step, 0.20 g, 0.67 mmol) in toluene:EtOH (2:1, 9 mL) was treated with 2.0 M aqueous Na₂CO₃ (2.7 mL, 5.38 mmol) and was degassed with sonication under Ar. The mixture was heated to 80 °C, treated with Pd(PPh₃)₄ (54 mg, 0.05 mmol), and stirred at 80 °C for 4.5 h. The reaction was cooled to room temperature, diluted with EtOAc, and washed with saturated aqueous NaHCO₃. The organic layer was dried over MgSO₄ and concentrated in vacuo to afford the title compound (0.25 g, 93 %) as an off-white solid. LC-MS (ESI, m/z): Calcd. for C₂₃H₃₃N₃O₃ 422.2 (M+Na), found 422.0.

- 25 g) 5-(5-(1-Acetyl-piperidin-4-yl)-2-{[4-cyano-1-(2-trimethylsilanyl-ethoxymethyl)-1H-imidazole-2-carbonyl]-amino}-phenyl)-3,6-dihydro-2H-pyridine-1-carboxylic acid tert-butyl ester



A solution of 5-[5-(1-acetyl-piperidin-4-yl)-2-amino-phenyl]-3,6-dihydro-2H-pyridine-1-carboxylic acid tert-butyl ester (as prepared in the previous step, 0.25 g, 0.63 mmol) in CH_2Cl_2 was treated with PyBroP (0.44 g, 0.94 mmol) and 4-cyano-1-(2-trimethylsilyl-ethoxymethyl)-1H-imidazole-2-carboxylic acid, potassium salt (as prepared in Example 3, step (d), 0.21 g, 0.69 mmol). The resulting slurry was cooled to 0 °C and treated with DIEA (0.33 mL, 1.88 mmol). The ice bath was removed and the mixture stirred at room temperature for 18 h. The reaction was diluted with CH_2Cl_2 and washed with saturated aqueous NaHCO_3 . The organic layer was dried over MgSO_4 and concentrated in vacuo. Silica gel chromatography (25-45 % EtOAc in hexanes then 100 % EtOAc) afforded the title compound (399 mg, 98 %) as a white solid. LC-MS (ESI, m/z): Calcd. for $\text{C}_{34}\text{H}_{48}\text{N}_6\text{O}_5\text{Si}$ 649.4 (M+H), found 649.9.

h) 4-Cyano-1H-imidazole-2-carboxylic acid [4-(1-acetyl-piperidin-4-yl)-2-(1,2,5,6-tetrahydro-pyridin-3-yl)-phenyl]-amide trifluoroacetic acid salt

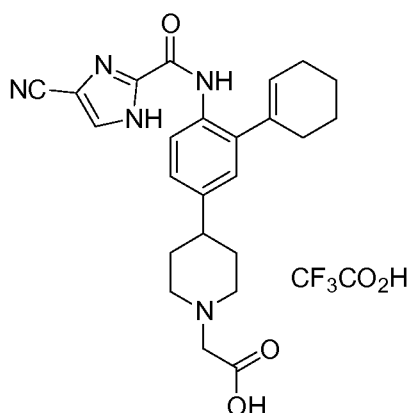


A solution of 5-(5-(1-acetyl-piperidin-4-yl)-2-{[4-cyano-1-(2-trimethylsilyl-ethoxymethyl)-1H-imidazole-2-carbonyl]-amino}-phenyl)-3,6-dihydro-2H-pyridine-1-carboxylic acid tert-butyl ester (as prepared in the previous step, 0.40 g, 0.61 mmol) in CH_2Cl_2 (20 mL) and EtOH (0.4 mL) was treated with TFA (3 mL). The solution

was stirred at room temperature for 0.5 h. The solvents were evaporated *in vacuo*, and the residue was immediately taken up in EtOH (25 mL) and stored at 5 °C for 11 h. The solution was concentrated *in vacuo*, and the residue was taken up in CH₂Cl₂ (20 mL) and EtOH (0.4 mL) then treated with TFA (6 mL). The reaction was stirred at room temperature for 2 h, and the solvents were evaporated *in vacuo*. Reverse phase HPLC (C-18 column) (10 to 80 % acetonitrile in water with 0.1 % TFA over 30 min) afforded the title compound (56.9 mg, 22 %) as a white solid. ¹H-NMR (CDCl₃; 400 MHz): δ 8.06 (s, 1H), 7.81 (d, 1H, *J* = 8.4 Hz), 7.32 (d, 1H, *J* = 8.4 Hz), 7.22 (s, 1H), 6.10-6.03 (m, 1H), 4.74-4.64 (m, 2H), 4.11-4.02 (m, 1H), 3.95 (s, 2H), 3.50-3.37 (m, 2H), 3.29-3.20 (m, 1H), 2.93-2.82 (m, 1H), 2.80-2.69 (m, 1H), 2.62-2.53 (m, 2H), 2.16 (s, 3H), 1.98-1.84 (m, 2H), 1.78-1.54 (m, 2H). LC-MS (ESI, *m/z*): Calcd. for C₂₃H₂₆N₆O₂ 419.2 (M+H), found 419.2.

Example 47

(4-{4-[(4-Cyano-1*H*-imidazole-2-carbonyl)-amino]-3-cyclohex-1-enyl-phenyl}-piperidin-1-yl)-acetic acid trifluoroacetic acid salt

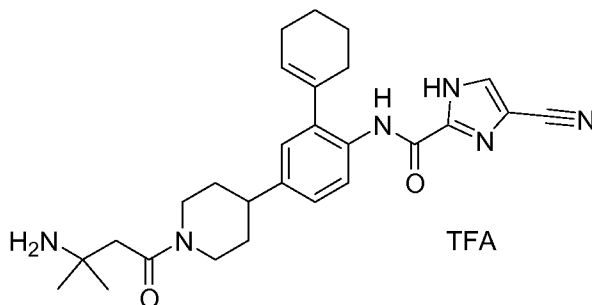


A flask was charged with 4-cyano-1*H*-imidazole-2-carboxylic acid (2-cyclohex-1-enyl-4-piperidin-4-yl-phenyl)-amide TFA salt (33 mg, 0.067 mmol) (as prepared in Example 14, step (b)), *t*-butyl bromoacetate (10 μL, 0.067 mmol), NEt₃ (20 μL, 0.135 mmol) and 0.25 mL of DCM and stirred for 10 h at 25 °C. The reaction mixture was loaded on a 5g SPE cartridge (silica) and 23 mg (70 %) of (4-{4-[(4-cyano-1*H*-imidazole-2-carbonyl)-amino]-3-cyclohex-1-enyl-phenyl}-piperidin-1-yl)-acetic acid tert-butyl ester was eluted with 25 % EtOAc/DCM. This compound was dissolved in 1 mL of DCM and 20 μL of EtOH and 1 mL of TFA were added and the reaction

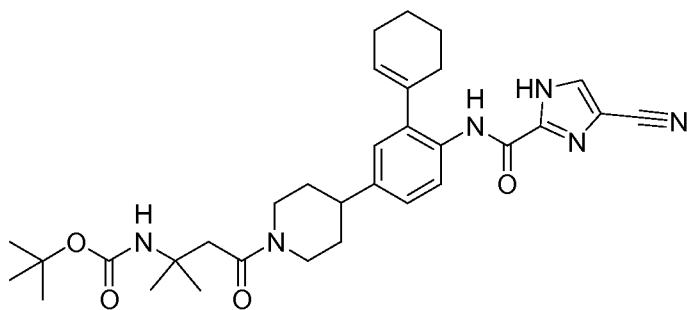
stirred for 3 h at 25 °C. The title compound was purified by RP-HPLC (C18), eluting with 30-50 % CH₃CN in 0.1 % TFA/H₂O over 12 min to give 10 mg (40 %) of a white solid. ¹H-NMR (400 MHz, CD₃OD): δ 8.16 (d, 1H), 8.02 (s, 1H), 7.22 (dd, 1H), 7.10 (d, 1H), 5.72 (m, 1H), 4.04 (s, 2H), 3.76 (m, 2H), 3.22 (m, 2H), 2.90 (m, 1H), 2.29 (m, 4H), 2.10 (m, 4H), 1.82 (m, 4H). Mass spectrum (ESI, m/z): Calcd. for C₂₄H₂₇N₅O₃, 434.2 (M+H), found 434.2.

Example 48

4-Cyano-1H-imidazole-2-carboxylic acid {4-[1-(3-amino-3-methyl-butyl)-piperidin-4-yl]-2-cyclohex-1-enyl-phenyl}-amide trifluoroacetic acid salt



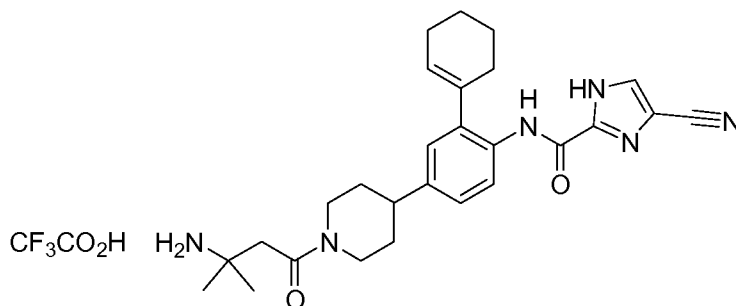
a) [3-(4-{4-[(4-Cyano-1H-imidazole-2-carbonyl)-amino]-3-cyclohex-1-enyl-phenyl}-piperidin-1-yl)-1,1-dimethyl-3-oxo-propyl]-carbamic acid tert-butyl ester



To a mixture of 4-cyano-1H-imidazole-2-carboxylic acid (2-cyclohex-1-enyl-4-piperidin-4-yl-phenyl)-amide trifluoroacetic acid salt (as prepared in Example 14, step (b), 40.0 mg, 0.0818 mmol), 3-tert-butoxycarbonylamino-3-methyl-butyl acid (*J. Med. Chem.*, 34(2), 633-642, (1991), 21.4 mg, 0.0981 mmol) and PyBroP (55.0 mg, 0.0981 mmol) in dichloroethane (2 mL) was added DIEA (43 μL, 0.25 mmol) and the resulting mixture was stirred at RT for 1 day under Ar. The mixture was diluted with EtOAc (30 mL) and washed with H₂O (2 x 10 mL), brine (10 mL), dried over Na₂SO₄ and then concentrated *in vacuo*. The residue was purified by flash chromatography

(silica gel, 10-40 % EtOAc/hexane) to give 33.0 mg (70 %) of the title compound as a colorless oil. Mass spectrum (ESI, m/z): Calcd. for C₃₂H₄₂N₆O₄, 575.3 (M+H), found 574.8.

- 5 b) 4-Cyano-1H-imidazole-2-carboxylic acid {4-[1-(3-amino-3-methyl-butyl)-piperidin-4-yl]-2-cyclohex-1-enyl-phenyl}-amide trifluoroacetic acid salt

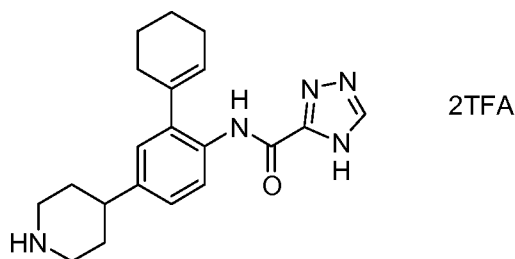


- To a solution of [3-(4-{4-[(4-cyano-1H-imidazole-2-carbonyl)-amino]-3-cyclohex-1-enyl-phenyl}-piperidin-1-yl)-1,1-dimethyl-3-oxo-propyl]-carbamic acid tert-butyl ester (33.0 mg, 0.0574 mmol) (as prepared in the previous step) in 3 mL of DCM and 0.10 mL EtOH at 0 °C was added 1.0 mL of TFA, the mixture was warmed to RT and stirred for 3 h. The reaction was diluted with 3 mL of n-PrOH and then concentrated *in vacuo*. The residue was purified by flash chromatography (silica gel, 3-8 % MeOH/DCM) to give 33.5 mg (99 %) of the title compound as a white solid. ¹H-
- 10 NMR (400 MHz, CDCl₃): δ 13.3 (s, 1H), 9.52 (s, 1H), 8.57 (br s, 3H), 8.26 (d, 1H, J = 8.6 Hz), 7.69 (s, 1H), 7.02 (dd, 1H, J = 8.6, 1.7 Hz), 6.98 (d, 1H, J = 1.7 Hz), 5.78 (m, 1H), 4.67 (br d, 1H, J = 13.4 Hz), 3.88 (br d, 1H, J = 13.4 Hz), 3.10 (m, 1H), 2.55-2.85 (m, 4H), 2.23 (m, 4H), 1.72-2.01 (m, 8H), 1.50 (s, 6H). Mass spectrum (ESI, m/z): Calcd. for C₂₇H₃₄N₆O₂, 475.3 (M+H), found 475.1.

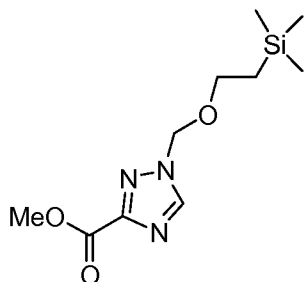
20

Example 49

4H-[1,2,4]-triazole-3-carboxylic acid (2-cyclohex-1-enyl-4-piperidin-4-yl-phenyl)-amide bis trifluoroacetic acid salt

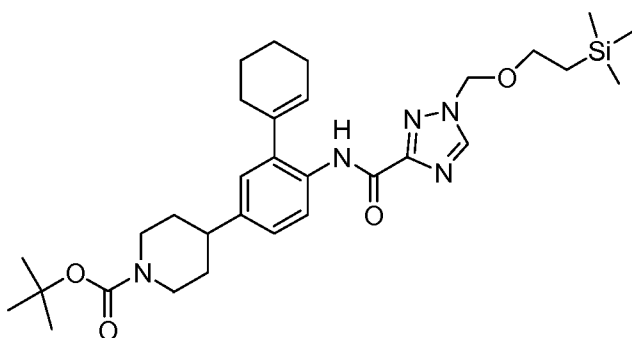


a) *1-(2-Trimethylsilyl-ethoxymethyl)-1H-[1,2,4]-triazole-3-carboxylic acid methyl ester*



- 5 To a suspension of NaH (60% dispersion) (200 mg, 5.00 mmol) in DMF (5 mL) at 0 °C, a solution of methyl-1H-1,2,4-triazolecarboxylate (635 mg, 5.00 mmol) in DMF (5 mL) was added dropwise. The resulting suspension was stirred at the same temperature for 30 min and treated with SEMCl (0.90 mL, 5.0 mmol). The resulting solution was stirred at RT for 30 min and poured onto ice. The product was extracted
- 10 with ether (3 x 20 mL). The ether layers were combined, dried (Na₂SO₄) and concentrated in vacuo. The residue obtained was chromatographed on silica (10% EtOAc/hexane) to obtain the title compound (530 mg, 41 %). Mass spectrum (ESI, m/z): Calcd. for C₁₀H₁₉N₃O₃Si, 258.1 (M+H), found 258.2.

15 b) *4-(3-Cyclohex-1-enyl-4-{[1-(2-trimethylsilyl-ethoxymethyl)-1H-[1,2,4]-triazole-3-carbonyl]-amino}-phenyl)-piperidine-1-carboxylic acid tert-butyl ester*



- 20 To a solution of 1-(2-trimethylsilyl-ethoxymethyl)-1H-[1,2,4]-triazole-3-carboxylic acid methyl ester (as prepared in the previous step, 257 mg, 1.00 mmol) in EtOH (2 mL), 2 N KOH (0.5 mL, 1 mmol) was added. The resulting solution was stirred at RT for 20 min and concentrated in vacuo. The residue obtained was suspended in ether

(10 mL) and sonicated for 5 min. The ether was then removed in vacuo and the resulting residue was dried for 4 hr to obtain 1-(2-trimethylsilyl-ethoxymethyl)-1H-[1,2,4]-triazole-3-carboxylic acid potassium salt (273 mg, 97 %) which was directly used in the next step without any further purification.

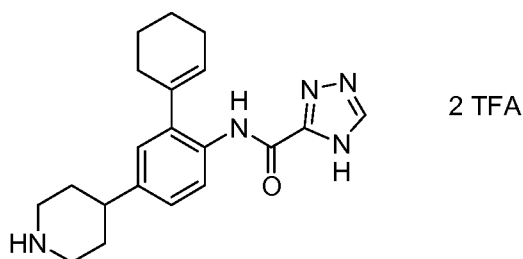
5

A mixture of 1-(2-trimethylsilyl-ethoxymethyl)-1H-[1,2,4]-triazole-3-carboxylic acid potassium salt (as prepared above, 28 mg, 0.10 mmol), DIEA (34 μ L, 0.20 mmol), 4-(4-amino-3-cyclohex-1-enyl-phenyl)-piperidine-1-carboxylic acid tert-butyl ester (as prepared in Example 14, step (b), 35.6 mg, 0.100 mmol) and PyBroP (69.9 mg, 0.150 mmol) in DCM (2 mL) was stirred at RT for 12 h. The reaction mixture was diluted with DCM (5 mL) and washed with saturated aqueous NaHCO₃ (10 mL) and water (10 mL). The organic layer was separated, dried (Na₂SO₄) and concentrated in vacuo. The product was chromatographed on silica (20-40 % EtOAc/hexane) to obtain the title compound (31.9 mg, 55 %). Mass psectrum (ESI, m/z): Calcd. for C₃₁H₄₇N₅O₄Si, 481.2 (M-BOC+2H), found. 481.2.

15

c) 4H-[1,2,4]-triazole-3-carboxylic acid (2-cyclohex-1-enyl-4-piperidin-4-yl-phenyl)-amide bis trifluoroacetic acid salt

20



To a solution of 4-(3-cyclohex-1-enyl-4-{[1-(2-trimethylsilyl-ethoxymethyl)-1H-[1,2,4]-triazole-3-carbonyl]-amino}-phenyl)-piperidine-1-carboxylic acid tert-butyl ester (as prepared in the previous step, 81.9 mg, 0.140 mmol) in DCM (0.4 mL) and EtOH (13 μ L), was added TFA (0.13 mL). The resulting solution was stirred at RT for 3 h and concentrated in vacuo. The residue obtained was dried under vacuum for 1 h, suspended in ether (10 mL) and sonicated for 5 min. The solid formed was collected by suction filtration to obtain the title compound (56 mg, 68 %). ¹H-NMR

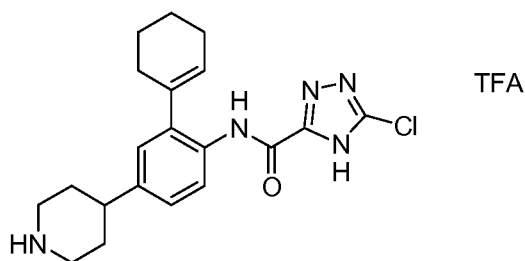
25

(CD₃OD; 400 MHz): δ 8.53 (br s, 1H), 8.20 (d, 1H, $J = 8.4$ Hz), 7.21 (dd, 1H, $J = 8.4$, 2.1 Hz), 7.11 (d, 1H, $J = 2.1$ Hz), 5.83 (br s, 1H), 3.45 (m, 2H), 3.19 (m, 2H), 2.98 (m, 1H), 2.28 (m, 4H), 2.14 (m, 2H), and 1.95-1.75 (m, 6H). Mass spectrum (ESI, m/z): Calcd. for C₂₀H₂₅N₅O, 352.4 (M+H), found 352.2.

5

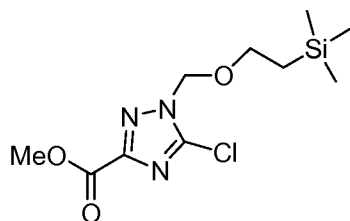
Example 50

5-Chloro-4H-[1,2,4]-triazole-3-carboxylic acid (2-cyclohex-1-enyl-4-piperidin-4-yl-phenyl)-amide trifluoroacetic acid salt



10

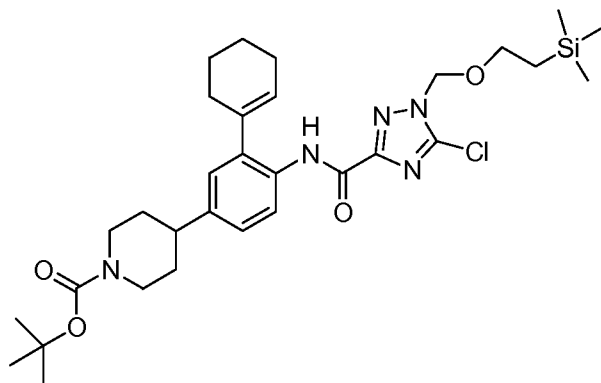
a) 5-Chloro-1-(2-trimethylsilanyl-ethoxymethyl)-1H-[1,2,4]-triazole-3-carboxylic acid methyl ester



To a suspension of NaH (60% dispersion, 53.9 mg, 1.34 mmol) in DMF (5 mL) at 0 °C, a solution of 5-chloro-1H-[1,2,4]-triazole-3-carboxylic acid methyl ester (*Bull. Pharm. Sci.*, 20(1): 47-61, (1997), 218 mg, 1.35 mmol) in DMF (10 mL) was added dropwise. The resulting suspension was stirred at the same temperature for 30 min and then treated with SEMCl (0.24 mL, 1.4 mmol). The resulting solution was stirred at RT for 30 min and poured onto ice. The mixture was extracted with ether (3 x 20 mL) and the ether layers were combined, dried (Na₂SO₄) and concentrated in vacuo. The residue obtained was chromatographed on silica (10% EtOAc/hexane) to obtain the title compound (227 mg, 58 %). Mass spectrum (ESI, m/z): Calcd. for C₁₀H₁₈ClN₃O₃Si, 292.0 and 294.0 (M+H), found 291.5 and 293.6.

25

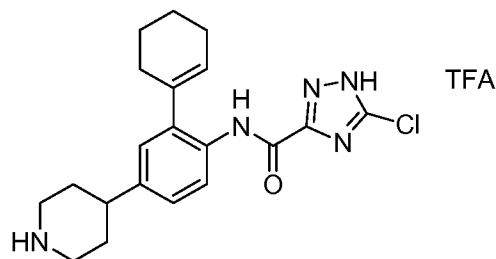
- b) 4-(4-{[5-Chloro-1-(2-trimethylsilanyl-ethoxymethyl)-1H-[1,2,4]-triazole-3-carbonyl]-amino}-3-cyclohex-1-enyl-phenyl)-piperidine-1-carboxylic acid tert-butyl ester



- 5 To a solution of 4-(4-{[5-chloro-1-(2-trimethylsilanyl-ethoxymethyl)-1H-[1,2,4]triazole-3-carboxylic acid methyl ester (as prepared in the previous step, 227 mg, 0.780 mmol) in EtOH (2 mL), 2 N KOH (0.4 mL, 0.8 mmol) was added. The resulting solution was stirred at RT for 20 min and concentrated in vacuo. The residue obtained was suspended in ether (10 mL) and sonicated for 5 min. The ether
- 10 was then removed and the resulting residue was dried in vacuo for 4 h to obtain 4-(4-{[5-chloro-1-(2-trimethylsilanyl-ethoxymethyl)-1H-[1,2,4]triazole-3-carboxylic acid potassium salt (223 mg, 91 %) which was directly used in the next step without any further purification.
- 15 A mixture of 4-(4-{[5-chloro-1-(2-trimethylsilanyl-ethoxymethyl)-1H-[1,2,4]-triazole-3-carboxylic acid potassium salt (as prepared above, 35 mg, 0.10 mmol), DIEA (34 μ L, 0.10 mmol), 4-(4-amino-3-cyclohex-1-enyl-phenyl)-piperidine-1-carboxylic acid tert-butyl ester (as prepared in Example 14, step (b), 35.6 mg, 0.100 mmol) and PyBroP (69.9 mg, 0.150 mmol) in DCM (2 mL) was stirred at RT for 12
- 20 h. The reaction mixture was diluted with DCM (5 mL) and washed with saturated aqueous NaHCO₃ (10 mL) and water (10 mL). The organic layer was separated, dried (Na₂SO₄) and concentrated in vacuo. The product was chromatographed on silica (20-40 % EtOAc/hexane) to obtain the title compound (52 mg, 85 %). ¹H-NMR (CDCl₃; 400 MHz): δ 9.60 (s, 1H), 8.29 (d, 1H, J = 8.4 Hz), 7.18 (dd, 1H, J = 8.4, 2.2
- 25 Hz), 7.13 (d, 1H, J = 2.2 Hz), 5.99 (s, 2H), 5.84 (br s, 1H), 4.18-4.25 (m, 2H), 3.72-

3.76 (m, 2H), 2.58-2.67 (m, 2H), 2.51-2.64 (m, 1H), 2.18-2.33 (m, 4H), 1.78-1.92 (m, 6H), 1.55-1.65 (m, 2H), 1.49 (s, 9H), 0.93-0.98 (m, 2H), 0.10 (s, 9H).

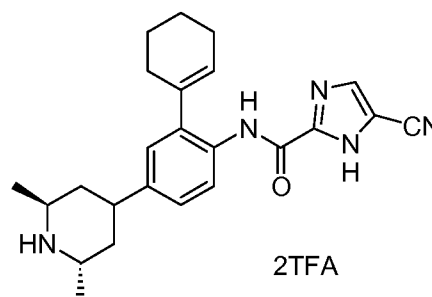
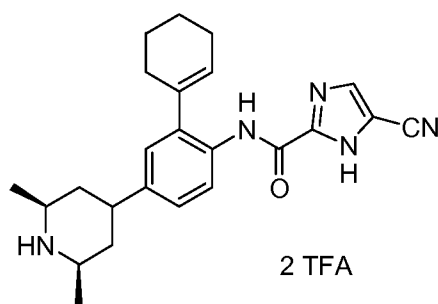
- c) 5-Chloro-1H-[1,2,4]-triazole-3-carboxylic acid (2-cyclohex-1-enyl-4-piperidin-4-yl-phenyl)-amide trifluoroacetic acid salt



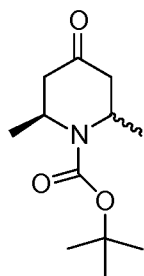
- To a solution of 4-(4-{[5-chloro-1-(2-trimethylsilyl-ethoxymethyl)-1H-[1,2,4]-triazole-3-carbonyl]-amino}-3-cyclohex-1-enyl-phenyl)-piperidine-1-carboxylic acid tert-butyl ester (as prepared in the previous step, 63.3 mg, 0.102 mmol) in DCM (0.5 mL) and EtOH (11 μ L) was added TFA (0.1 mL). After stirring the resulting mixture at RT for 12 h, another 0.1 mL of TFA was added. The reaction mixture was stirred for an additional 5 h at RT, the solvents were evaporated, and the title compound was purified by RP-HPLC (C18) eluting with 20-70 % CH₃CN in 0.1 % TFA/H₂O over 20 min to obtain the title compound (30 mg, 58 %). ¹H-NMR (CD₃OD; 400 MHz): δ 8.14 (d, 1H, J = 8.4 Hz), 7.20 (dd, 1H, J = 8.4, 2.1 Hz), 7.13 (d, 1H, J = 2.1 Hz), 5.82 (br s, 1H), 3.45 (m, 2H), 3.19 (m, 2H), 2.98 (m, 1H), 2.28 (m, 4H), 2.14 (m, 2H), and 1.95-1.75 (m, 6H). Mass spectrum (ESI, m/z): Calcd. for C₂₀H₂₄ClN₅O, 386.1 and 388.1 (M+H), found 386.2 and 388.1.

Example 51

- 5-Cyano-1H-imidazole-2-carboxylic acid [2-cyclohex-1-enyl-4-(cis-2,6-dimethyl-piperidin-4-yl)-phenyl]-amide bis trifluoroacetic acid salt, and
5-cyano-1H-imidazole-2-carboxylic acid [2-cyclohex-1-enyl-4-(trans-2,6-dimethyl-piperidin-4-yl)-phenyl]-amide bis trifluoroacetic acid salt

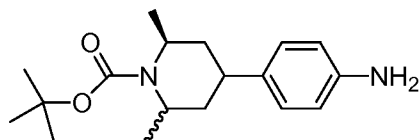


a) *Cis/trans 2,6-Dimethyl-4-oxo-piperidine-1-carboxylic acid tert-butyl ester*



- 5 A solution of cis/trans-2,6-dimethylpiperidinone (*Coll. Czech. Chem. Commun.*: 31(11), 4432-41, (1966), 1.27 g, 10.0 mmol) in ether (100 mL) was treated with aq 1 N NaOH (11 mL, 11 mmol) and (BOC)₂O (2.18 g, 10.0 mmol). The resulting mixture was stirred at RT for 48 hr. The ether layer was separated, dried and concentrated. The residue was chromatographed on silica (10 % EtOAc-hexane) to obtain the title
- 10 compound (1.10 g, 50 %): LC-MS (ESI, m/z): Calcd. for C₁₂H₂₁NO₃, 128.1 (M-BOC+2H), found 128.1.

b) *4-(4-Amino-phenyl)-cis/trans 2,6-dimethyl-piperidine-1-carboxylic acid tert-butyl ester*

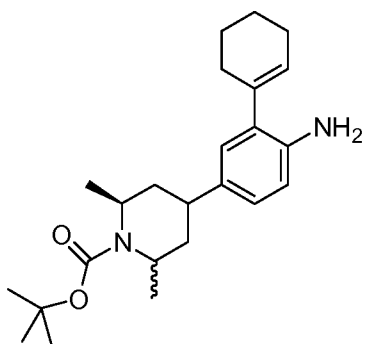


- 15 A solution of cis/trans *N*-Boc-2,6-dimethylpiperidinone (as prepared in the previous step, 1.14 g, 5.00 mmol) in THF (20 mL) was cooled to -78 °C and treated with LDA (1.5 M solution in cyclohex, THF and ethylbenzene, 4.4 mL, 6.5 mmol) under Ar. The resulting mixture was stirred at the same temperature for 30 min and treated with
- 20 *N*-phenyltrifluoromethanesulfonimide (2.34 g, 6.55 mmol) in THF (20 mL). The reaction mixture was stirred for another 30 min and allowed to warm to RT. After 30

min. at RT the reaction mixture was concentrated in vacuo and the residue was taken up in ether (20 mL) and washed with cold water (2 x 10mL). The ether layer was dried (Na₂SO₄) and concentrated to afforded cis/trans-2,6-dimethyl-4-trifluoromethanesulfonyloxy-3,6-dihydro-2H-pyridine-1-carboxylic acid tert-butyl ester (890 mg, 49 %) which was directly used in next step.

The title compound was then prepared according to the Suzuki coupling procedure of Example 35, step (b) using 4-aminophenylboronic acid (219 mg, 1.00 mmol) and cis/trans-2,6-dimethyl-4-trifluoromethanesulfonyloxy-3,6-dihydro-2H-pyridine-1-carboxylic acid tert-butyl ester (as prepared above, 321 mg, 1.00 mmol). Silica gel chromatography (10-20 % EtOAc/ hexanes) afforded 4-(4-amino-phenyl)-2,6-dimethyl-3,6-dihydro-2H-pyridine-1-carboxylic acid tert-butyl ester (172 mg, 57%): Mass spectrum (ESI, m/z): Calcd. for C₁₈H₂₆N₂O₂, 303.2 (M+H) found 303.1. A solution of 4-(4-amino-phenyl)-2,6-dimethyl-3,6-dihydro-2H-pyridine-1-carboxylic acid tert-butyl ester (as prepared above, 380 mg, 1.25 mmol) in MeOH (10 mL) was hydrogenated over 10% Pd/C (190 mg) at 20 psi for 1h. The solution was filtered through a pad of Celite and concentrated to give the title compound (360 mg, 94 %). Mass spectrum (ESI, m/z): Calcd. for C₁₈H₂₈N₂O₂, 305.2 (M+H), found 305.6.

c) 4-(4-Amino-3-cyclohex-1-enyl-phenyl)-cis/trans 2,6-dimethyl-piperidine-1-carboxylic acid tert-butyl ester



To a solution of 4-(4-amino-phenyl)-2,6-dimethyl-piperidine-1-carboxylic acid tert-butyl ester (as prepared in previous step, 334 mg, 1.09 mmol) in DCM (10 mL) was added NBS (195 mg, 1.09 mmol) and the reaction mixture was stirred at RT for 12 h. The reaction mixture was diluted with DCM (10 mL) and washed with saturated aqueous NaHCO₃ (10 mL) and water (10 mL). The organic layer was separated, dried

(Na₂SO₄) and concentrated in vacuo to obtain 4-(4-amino-3-bromo-phenyl)-cis/trans-2,6-dimethyl-piperidine-1-carboxylic acid tert-butyl ester (367 mg, 87 %). Mass spectrum (ESI, m/z): Calcd. for C₁₈H₂₇BrN₂O₂, 327.0 and 329.0 (M-t-Bu+H), found 327.0 and 328.9.

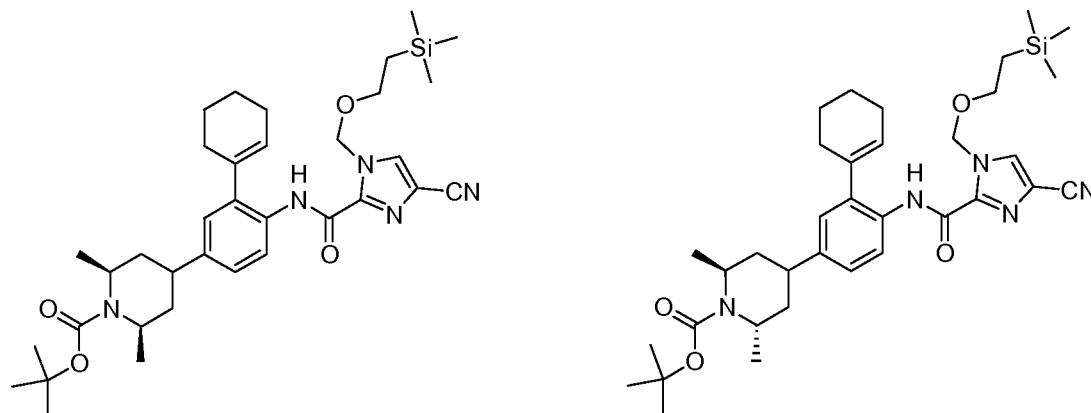
5

The title compound was then prepared according to the Suzuki coupling procedure of Example 12, step (d) using cyclohexan-1-enyl boronic acid (157 mg, 1.25 mmol) and 4-(4-amino-3-bromo-phenyl)-2,6-dimethyl-piperidine-1-carboxylic acid tert-butyl ester (as prepared above, 382 mg, 1.00 mmol) and chromatographed on silica (20 % EtOAc/ hexanes) to afford 254 mg (66 %). Mass spectrum (ESI, m/z): Calcd. for C₂₄H₃₆N₂O₂, 384.2 (M+H), found 385.1.

10

d) 4-(4-{[4-Cyano-1-(2-trimethylsilanyl-ethoxymethyl)-1H-imidazole-2-carbonyl]-amino}-3-cyclohex-1-enyl-phenyl)-cis-2,6-dimethyl-piperidine-1-carboxylic acid tert-butyl ester; and 4-(4-{[4-cyano-1-(2-trimethylsilanyl-ethoxymethyl)-1H-imidazole-2-carbonyl]-amino}-3-cyclohex-1-enyl-phenyl)-trans-2,6-dimethyl-piperidine-1-carboxylic acid tert-butyl ester

15



20 A mixture of 4-cyano-1-(2-trimethylsilanyl-ethoxymethyl)-1H-imidazole-2-carboxylic acid, potassium salt (as prepared in Example 3, step (d), 384 mg, 1.00 mmol), DIEA (0.34 μ L, 2.0 mmol), 4-(4-amino-3-cyclohex-1-enyl-phenyl)-2,6-dimethyl-piperidine-1-carboxylic acid tert-butyl ester (as prepared in the previous step, 384 mg, 1.00 mmol) and PyBroP (699 mg, 1.50 mmol) in DCM (20 mL) was stirred at RT for 12 h. The reaction mixture was diluted with DCM (10 mL) and washed with saturated aqueous NaHCO₃ (10 mL) and water (10 mL). The organic

25

layer was separated, dried (Na₂SO₄) and concentrated in vacuo to obtained a mixture of the above two title compounds (321 mg, 50.7 %). The mixture was chromatographed on silica (10-20 % EtOAc/hexane) to obtain the individual title compounds.

5

4-(4-{[4-cyano-1-(2-trimethylsilanyl-ethoxymethyl)-1H-imidazole-2-carbonyl]-amino}-3-cyclohex-1-enyl-phenyl)-trans-2,6-dimethyl-piperidine-1-carboxylic acid tert-butyl ester (31mg). Mass spectrum (ESI, m/z): Calcd. for C₃₅H₅₁N₅O₄Si, 634.3 (M+H), found 634.1.

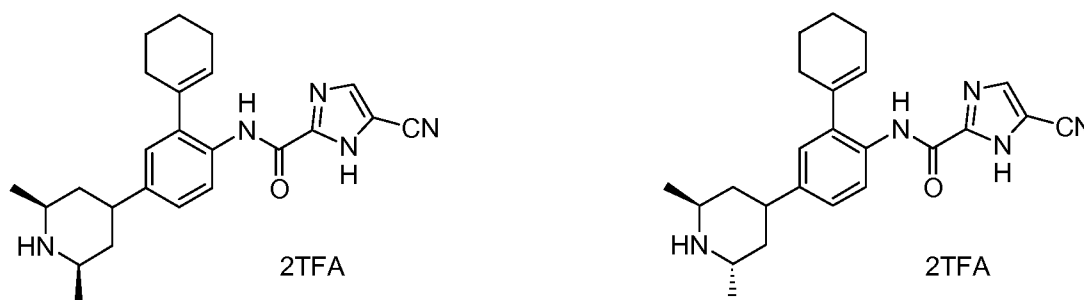
10

4-(4-{[4-cyano-1-(2-trimethylsilanyl-ethoxymethyl)-1H-imidazole-2-carbonyl]-amino}-3-cyclohex-1-enyl-phenyl)-cis-2,6-dimethyl-piperidine-1-carboxylic acid tert-butyl ester contaminated with 10% of 4-(4-{[4-cyano-1-(2-trimethylsilanyl-ethoxymethyl)-1H-imidazole-2-carbonyl]-amino}-3-cyclohex-1-enyl-phenyl)-trans-2,6-dimethyl-piperidine-1-carboxylic acid tert-butyl ester (290 mg). Mass spectrum (ESI, m/z): Calcd. for C₃₅H₅₁N₅O₄Si, 634.3 (M+H), found 634.1.

15

e) 5-Cyano-1H-imidazole-2-carboxylic acid [2-cyclohex-1-enyl-4-(cis-2,6-dimethyl-piperidin-4-yl)-phenyl]-amide bis trifluoroacetic acid salt and 5-cyano-1H-imidazole-2-carboxylic acid [2-cyclohex-1-enyl-4-(trans-2,6-dimethyl-piperidin-4-yl)-phenyl]-amide bis trifluoroacetic acid salt

20



25

The title compounds were prepared from 290 mg (0.457 mmol) of 4-(4-{[4-cyano-1-(2-trimethylsilanyl-ethoxymethyl)-1H-imidazole-2-carbonyl]-amino}-3-cyclohex-1-enyl-phenyl)-cis-2,6-dimethyl-piperidine-1-carboxylic acid tert-butyl ester and 31 mg (0.048 mmol) of 4-(4-{[4-cyano-1-(2-trimethylsilanyl-ethoxymethyl)-1H-imidazole-

2-carbonyl]-amino}-3-cyclohex-1-enyl-phenyl)-trans-2,6-dimethyl-piperidine-1-carboxylic acid tert-butyl ester according to the procedure in Example 14, step (b).

5-Cyano-1H-imidazole-2-carboxylic acid [2-cyclohex-1-enyl-4-(cis-2,6-dimethyl-piperidin-4-yl)-phenyl]-amide bis trifluoroacetic acid salt (93 mg, 32 %): ¹H-NMR (CD₃OD; 400 MHz): δ 8.17 (d, 1H, J = 8.4 Hz), 8.03 (s, 1H), 7.22 (d, 1H, J = 8.4 Hz), 7.11 (s, 1H), 5.72 (br s, 1H), 3.87 (m, 1H), 3.78 (m, 1H), 3.45 (m, 1H), 3.23 (m, 1H), 3.07 (m, 1H), 2.22 (m, 4H), 2.19 (m, 2H), 1.75-1.92 (m, 4H), 1.56 (m, 3H), 1.37 (m, 6H). Mass spectrum, ESI, m/z): Calcd. for C₂₄H₂₉N₅O, 404.2 (M+H), found 404.2.

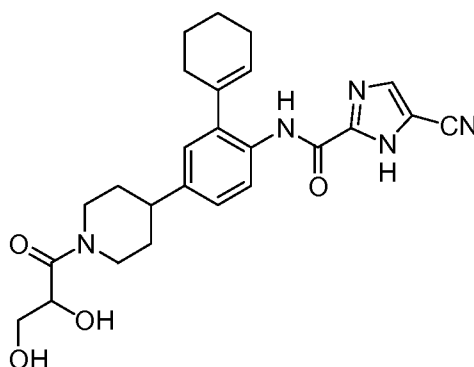
10

5-Cyano-1H-imidazole-2-carboxylic acid [2-cyclohex-1-enyl-4-(trans-2,6-dimethyl-piperidin-4-yl)-phenyl]-amide bis trifluoroacetic acid salt (17.3 mg, 56 %). ¹H-NMR (CDCl₃; 400 MHz): δ 13.9 (br s, 1H), 10.3 (br s, 1H), 9.98 (s, 1H), 8.41 (d, 1H, J = 8.4 Hz), 7.75 (br s, 1H), 7.26 (dd, 1H, J=8.4, 2.0 Hz), 7.15 (d, 1H, J = 2 Hz), 5.92 (br s, 1H), 4.12 (m, 1H), 3.59 (m, 1H), 3.1-3.3 (m, 4H), 2.25-2.42 (m, 6H), 2.05-1.78 (m, 6H), 1.62 (d, 3H, J= 7.1 Hz), 1.43 (d, 3H, J= 6.3 Hz). Mass spectrum (ESI, m/z): Calcd. for C₂₄H₂₉N₅O, 404.2 (M+H), found 404.2.

15

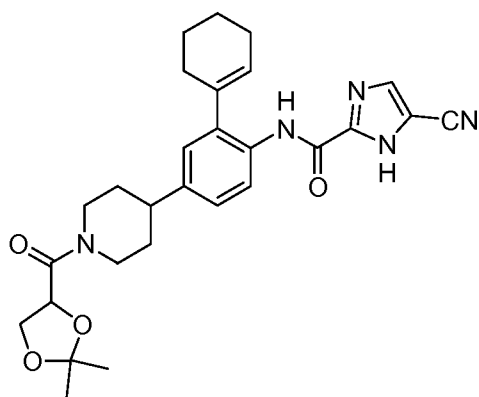
Example 52

20 5-Cyano-1H-imidazole-2-carboxylic acid {2-cyclohex-1-enyl-4-[1-(R)-(+)-(2,3-dihydroxy-propionyl)-piperidin-4-yl]-phenyl}-amide



a) 5-Cyano-1H-imidazole-2-carboxylic acid {2-cyclohex-1-enyl-4-[1-(R)-(+)-2,2-dimethyl-[1,3]dioxolane-4-carbonyl)-piperidin-4-yl]-phenyl}-amide

25

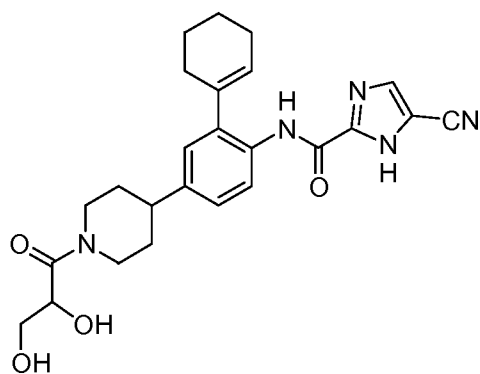


To a solution of methyl (R)-(+)-2,2-dimethyl-1,3-dioxolane-4-carboxylate (0.16 mL, 1.0 mmol) in MeOH (2 mL), 2 N KOH (0.5 mL, 1 mmol) was added. The resulting solution was stirred at RT for 20 min and concentrated in vacuo. The residue

- 5 obtained was suspended in ether (10 mL) and sonicated for 5 min. The ether was then removed and the resulting residue was dried in vacuo for 4 h to obtain (R)-(+)-2,2-dimethyl-1,3-dioxolane-4-carboxylic acid potassium salt (173 mg, 94 %) which was directly used in the next step without purification.

- To a solution of 4-cyano-1H-imidazole-2-carboxylic acid (2-cyclohex-1-enyl-4-piperidin-4-yl-phenyl)-amide, trifluoroacetic acid salt (as prepared in Example 14, step (b), 40 mg, 0.08 mmol) in DCM (1.5 mL) was added to a mixture of (R)-(+)-2,2-dimethyl-1,3-dioxolane-4-carboxylic acid potassium salt (as prepared above, 18 mg, 0.090 mmol), EDCI (18.8 mg, 0.0900 mmol), HOBt (13.2 mg, 0.0900 mmol) and DIEA (42 μ L, 0.24 mmol). The resulting mixture was stirred at RT for 6 h. Water (10 mL) was added and DCM layer was separated, dried (Na_2SO_4) and concentrated. The residue obtained was chromatographed on silica (2 % MeOH/DCM) to obtain title compound (47 mg, 97 %). Mass spectrum (ESI, m/z): Calcd. for $\text{C}_{28}\text{H}_{33}\text{N}_5\text{O}_4$, 504.2 (M+H), found 503.9.

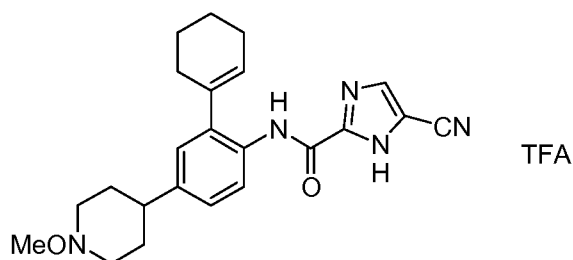
- 20 b) 5-Cyano-1H-imidazole-2-carboxylic acid {2-cyclohex-1-enyl-4-[1-(R)-(+)-2,2-dimethyl-1,3-dioxolane-4-carboxyl]-piperidin-4-yl]-phenyl}-amide



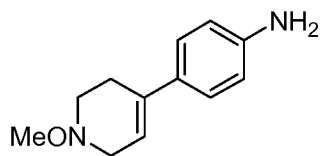
To a solution of 5-cyano-1H-imidazole-2-carboxylic acid {2-cyclohex-1-enyl-4-[1-(R)-(2,2-dimethyl-[1,3]dioxolane-4-carbonyl)-piperidin-4-yl]-phenyl}-amide (as prepared in the previous step, 45 mg, 0.090 mmol) in MeOH (1 mL) was added aq 2 N HCl (2 mL). The resulting mixture was stirred at RT for 12 hr. Solvents were removed in vacuo and the resulting residue was dried for 4 h. The ether (10 mL) was added and sonicated for 5 min. The ether was removed in vacuo and the residue was dried for 12 h to obtain the title compound (21.3 mg, 52 %). ¹H-NMR (DMSO; 400 MHz): δ 14.1 (br s, 1H), 9.85 (s, 1H), 8.32 (s, 1H), 7.92 (d, 1H, J = 8.4 Hz), 7.18 (dd, 1H, J = 8.4, 2.1 Hz), 7.13 (d, 1H, J = 2.1 Hz), 5.72 (br s, 1H), 4.51 (m, 1H), 4.33 (m, 1H), 4.15 (m, 1H), 3.55 (m, 1H), 3.43 (m, 1H), 3.08 (m, 1H), 2.81 (m, 1H), 2.63 (m, 1H), 2.12-2.24 (m, 4H), 1.31-1.38 (m, 10 H). mass spectrum (ESI, m/z): Calcd. for C₂₅H₂₉N₅O₄, 464.2 (M+H), found 464.1.

Example 53

5-Cyano-1H-imidazole-2-carboxylic acid [2-cyclohex-1-enyl-4-(1-methoxy-piperidin-4-yl)-phenyl]-amide trifluoroacetic acid salt

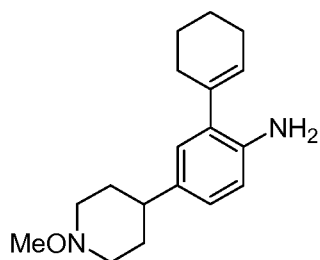


a) *4-(1-Methoxy-1,2,3,6-tetrahydro-pyridin-4-yl)-phenylamine*



- A solution of *N*-methoxypiperidinone (*J. Org. Chem.*, 26, 1867, (1961), 650 mg, 5.00 mmol) in THF (20 mL)) was cooled to -78 °C and treated with LDA (1.5 M solution in cyclohex, THF and ethylbenzene, 4.3 mL, 6.4 mmol) under Ar. The resulting mixture was stirred at same temperature for 30 min and treated with *N*-phenyltrifluoromethanesulfonimide (2.3 g, 6.4 mmol) in THF (20 mL). The reaction mixture was stirred for another 30 min and allowed to warm to RT. After 30 min at RT, the reaction mixture was concentrated in vacuo and the residue obtained was taken up in EtOAc (20 mL) and washed with cold water (2 x 10mL). EtOAc layer was dried (Na₂SO₄) and concentrated to afforded trifluoromethanesulfonic acid 1-methoxy-1,2,3,6-tetrahydro-pyridin-4-yl ester (980 mg , 71 %) as a white foam which was directly used in next step.
- The title compound was then prepared according to Suzuki coupling procedure of Example 35, step (b) using 4-aminophenylboronic acid (219 mg, 1.00 mmol) and trifluoromethanesulfonic acid 1-methoxy-1,2,3,6-tetrahydro-pyridin-4-yl ester (as prepared above, 261 mg, 1.00 mmol). Silica gel chromatography (20-50 % EtOAc/hexanes) afforded 60 mg (29 %). Mass spectrum (ESI, m/z): Calcd. for C₁₂H₁₆N₂O, 205.1 (M+H), found 205.2.

b) 2-Cyclohex-1-enyl-4-(1-methoxy-piperidin-4-yl)-phenylamine



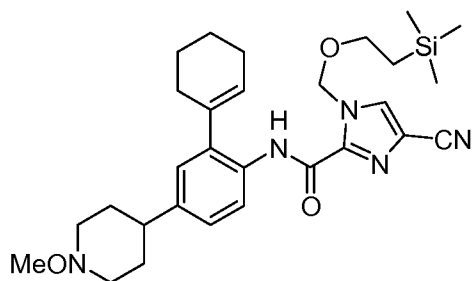
- A solution of 4-(1-methoxy-1,2,3,6-tetrahydro-pyridin-4-yl)-phenylamine (as prepared in previous step) (40.8 mg, 0.200 mmol) in MeOH (5 mL) was hydrogenated over 10% Pd/C (20.4 mg) at 20 psi for 1h. The solution was filtered through a pad of

Celite and concentrated to give 4-(1-methoxy-piperidin-4-yl)-phenylamine (38 mg, 92 %) which was directly used in the next step without purification.

To a solution of 4-(1-methoxy-piperidin-4-yl)-phenylamine (as prepared above, 42 mg, 0.20 mmol) in DCM (2 mL) was added NBS (36.2 mg, 0.20 mmol) and the reaction mixture was stirred at RT for 12 h. The reaction mixture was diluted with DCM (10 mL) and washed with saturated aqueous NaHCO₃ (10 mL) and water (10 mL). The organic layer was separated, dried (Na₂SO₄) and concentrated in vacuo to obtain 2-bromo-4-(1-methoxy-1,2,3,6-tetrahydro-pyridin-4-yl)-phenylamine (43 mg, 74.5 %) which was used in the next step without purification.

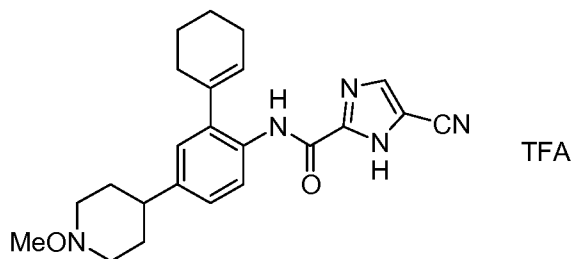
The title compound was then prepared according to Suzuki coupling procedure of Example 12, step (d) using cyclohex-1-enyl boronic acid (27.9 mg, 1.00 mmol) and 2-bromo-4-(1-methoxy-1,2,3,6-tetrahydro-pyridin-4-yl)-phenylamine (as prepared above, 44 mg, 0.15 mmol) and chromatographed on silica (20-50 % EtOAc/ hexanes) afforded 2-cyclohex-1-enyl-4-(1-methoxy-piperidin-4-yl)-phenylamine (33 mg, 74 %). Mass spectrum, (ESI, m/z): Calcd. for C₁₈H₂₆N₂O, 287.2 (M+H), found 286.8.

c) 4-Cyano-1-(2-trimethylsilanyl-ethoxymethyl)-1H-imidazole-2-carboxylic acid [2-cyclohex-1-enyl-4-(1-methoxy-piperidin-4-yl)-phenyl]-amide



concentrated in vacuo. The product was chromatographed on silica (20-40 % EtOAc/hexane) to obtain the title compound (26 mg, 48 %). Mass spectrum (ESI, m/z): Calcd. for $C_{29}H_{41}N_5O_3Si$, 536.3 (M+H), found 536.2.

- 5 d) *5-Cyano-1H-imidazole-2-carboxylic acid [2-cyclohex-1-enyl-4-(1-methoxy-piperidin-4-yl)-phenyl]-amide trifluoroacetic acid salt*

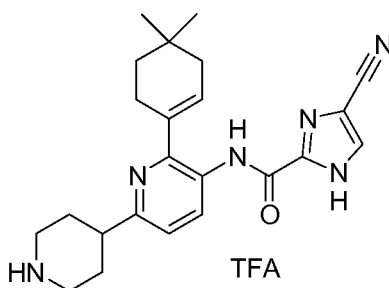


- To a solution of 4-cyano-1-(2-trimethylsilyl-ethoxymethyl)-1H-imidazole-2-carboxylic acid [2-cyclohex-1-enyl-4-(1-methoxy-piperidin-4-yl)-phenyl]-amide (as prepared in previous step, 31 mg, 0.020 mmol) in DCM (0.5 mL) and EtOH (11 μ L) was added TFA (0.1 mL). The resulting solution was stirred at RT for 6 h. The reaction mixture was concentrated in vacuo and the resulting residue was dried for 1 h, suspended in ether (10 mL) and sonicated for 5 min. The solid formed was collected by suction filtration to obtain the title compound (17.3 mg, 58 %). 1H -NMR (DMSO; 400 MHz): δ 9.70 (s, 1H), 8.30 (s, 1H), 7.83 (d, 1H, J = 8.4 Hz), 7.14 (d, 1H, J = 8.4 Hz), 7.05 (s, 1H), 5.71 (br s, 1H), 3.30-3.55 (m, 5H), 2.41-2.62 (m, 2H), 2.12-2.19 (m, 4H), 1.60-1.85 (m, 8H). Mass spectrum (ESI, m/z): Calcd. for $C_{23}H_{27}N_5O_2$, 406.2 (M+H), found 406.1.

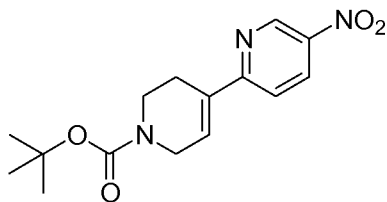
20

Example 54

4-Cyano-1H-imidazole-2-carboxylic acid [6-(4,4-dimethyl-cyclohex-1-enyl)-1',2',3',4',5',6'-hexahydro-[2,4']bipyridinyl-5-yl]-amide trifluoroacetic acid salt

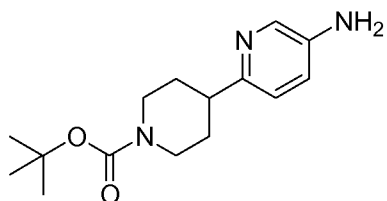


a) *5-Nitro-3',6'-dihydro-2'H-[2,4']bipyridinyl-1'-carboxylic acid tert-butyl ester*



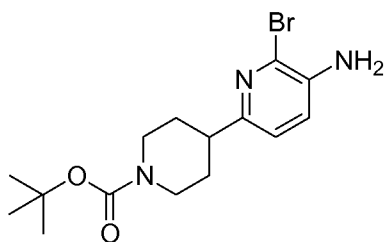
- 5 A solution of 202 mg (0.994 mmol) 2-bromo-5-nitropyridine in 4 mL of toluene and 2 mL of EtOH was treated with 338 mg (1.09 mmol) 4-trifluoromethane-sulfonyloxy-3,6-dihydro-2H-pyridine-1-carboxylic acid tert-butyl ester (Synthesis, 993, (1991)) and 1.49 mL (2.981 mmol) 2 M aqueous Na₂CO₃. The mixture was degassed via sonication, placed under argon, treated with 80.3 mg (0.00700 mmol) Pd(PPh₃)₄ and
- 10 heated to 80 °C for 4 h. The mixture was diluted with EtOAc and washed with water. The organic layer was dried over MgSO₄ and concentrated in vacuo. The resulting residue was chromatographed on a 50-g silica Varian MegaBond Elut column with 10-25 % EtOAc-hexane to afford 226 mg (75 %) of the title compound as a light yellow solid: Mass spectrum (ESI, m/z): Calcd. for C₁₅H₁₉N₃O₄, 306.1 (M+H),
- 15 found 305.7.

b) *5-Amino-3',4',5',6'-tetrahydro-2'H-[2,4']bipyridinyl-1'-carboxylic acid tert-butyl ester*



- 20 A solution of 226 mg (0.740 mmol) 5-nitro-3',6'-dihydro-2'H-[2,4']bipyridinyl-1'-carboxylic acid tert-butyl ester (as prepared in the previous step) in 15 mL MeOH was treated with 110 mg 10 % Pd/C (Degussa type E101-NE/W, Aldrich, 50 % by weight water) and 1 atm H₂ at room temperature for 18 h. The mixture was filtered through Celite, and the filter cake was washed with MeOH. Concentration afforded 220 mg
- 25 (107 %) of the title compound as a colorless glassy solid. Mass spectrum (ESI, m/z): Calcd. for C₁₅H₂₃N₃O₂, 278.2 (M+H), found 278.0.

c) 5-Amino-6-bromo-3',4',5',6'-tetrahydro-2'H-[2,4']bipyridinyl-1'-carboxylic acid tert-butyl ester

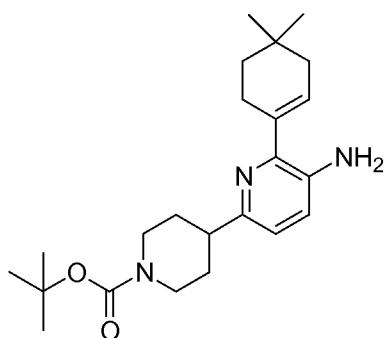


A solution of 220 mg (0.793 mmol) 5-amino-3',4',5',6'-tetrahydro-2'H-

- 5 [2,4']bipyridinyl-1'-carboxylic acid tert-butyl ester (as prepared in the previous step) in 10 mL CH₂Cl₂ was treated with 134 mg (0.753 mmol) N-bromosuccinimide at room temperature for 20 min. The mixture was diluted with CH₂Cl₂ and washed with saturated aqueous NaHCO₃. The organic layer was dried over MgSO₄ and concentrated in vacuo. Chromatography of the residue on a 50-g silica Varian
- 10 MegaBond Elut column with 10-35 % EtOAc-hexanes afforded 209 mg (74 %) of the title compound as a colorless glassy solid. ¹H-NMR (CDCl₃; 400 MHz): δ 6.97 (d, 1H, J = 8.0 Hz), 6.91 (d, 1H, J = 8.0 Hz), 4.28-4.15 (br s, 2H), 4.06-3.90 (m, 2H), 2.85-2.75 (m, 2H), 2.77-2.68 (m, 1H), 1.92-1.83 (m, 2H), 1.68-1.54 (m, 2H), 1.47 (s, 9H).

15

d) 5-Amino-6-(4,4-dimethyl-cyclohex-1-enyl)-3',4',5',6'-tetrahydro-2'H-[2,4']bipyridinyl-1'-carboxylic acid tert-butyl ester

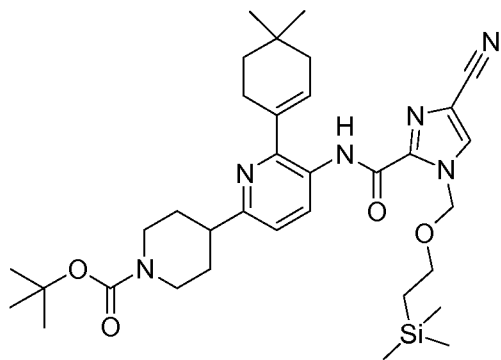


A solution of 209 mg (0.587 mmol) 5-amino-6-bromo-3',4',5',6'-tetrahydro-2'H-

- 20 [2,4']bipyridinyl-1'-carboxylic acid tert-butyl ester (as prepared in the previous step) in 5 mL of toluene and 2.5 mL of EtOH was treated with 99.3 mg (0.645 mmol) 4,4-dicyclohex-1-enylboronic acid and 2.34 mL (4.69 mmol) 2 M aqueous Na₂CO₃. The mixture was degassed via sonication, placed under argon, treated with 47.4 mg (0.0410 mmol) Pd(PPh₃)₄, and heated to 80 °C for 16 h. The mixture was diluted with

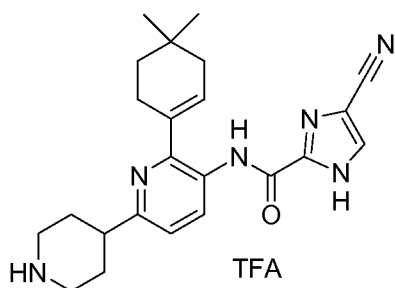
EtOAc and washed with water. The aqueous layer was extracted with additional EtOAc, and the combined organic layers were dried over MgSO₄ and concentrated in vacuo. Chromatography of the residue on a 50-g silica Varian MegaBond Elut column with 25 % EtOAc-hexanes afforded 150 mg (66 %) of the title compound as a white foamy solid. Mass spectrum (ESI, m/z): Calcd. for C₂₃H₃₅N₃O₂, 386.3 (M+H), found 386.3.

e) 5-{[4-Cyano-1-(2-trimethylsilanyl-ethoxymethyl)-1H-imidazole-2-carbonyl]-amino}-6-(4,4-dimethyl-cyclohex-1-enyl)-3',4',5',6'-tetrahydro-2'H-[2,4']bipyridinyl-1'-carboxylic acid tert-butyl ester



A solution of 150 mg (0.389 mmol) 5-amino-6-(4,4-dimethyl-cyclohex-1-enyl)-3',4',5',6'-tetrahydro-2'H-[2,4']bipyridinyl-1'-carboxylic acid tert-butyl ester (as prepared in the previous step) in 15 mL of CH₂Cl₂ was treated with 131 mg (0.428 mmol) of 4-cyano-1-(2-trimethylsilanyl-ethoxymethyl)-1H-imidazole-2-carboxylate potassium salt (as prepared in Example 3, step (b)), 272 mg (0.584 mmol) PyBroP, and 203 μL (1.17 mmol) DIEA at room temperature for 3 h. The mixture was diluted with CH₂Cl₂ and washed with saturated aqueous NaHCO₃. The organic layer was dried over MgSO₄ and concentrated in vacuo. Chromatography of the residue on a 50-g silica Varian MegaBond Elut column with 50 % EtOAc-hexanes afforded 215 mg (87 %) of the title compound as a white solid. Mass spectrum (ESI, m/z): Calcd. for C₃₄H₅₀N₆O₄Si, 635.4 (M+H), found 635.3.

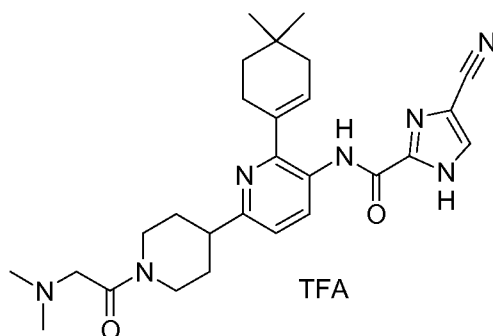
f) 4-Cyano-1H-imidazole-2-carboxylic acid [6-(4,4-dimethyl-cyclohex-1-enyl)-1',2',3',4',5',6'-hexahydro-[2,4']bipyridinyl-5-yl]-amide trifluoroacetic acid salt



A solution of 215 mg (0.339 mmol) 5-{{[4-cyano-1-(2-trimethylsilanyl-ethoxymethyl)-1H-imidazole-2-carboxyl]-amino}-6-(4,4-dimethyl-cyclohex-1-enyl)-3',4',5',6'-tetrahydro-2'H-[2,4']bipyridinyl-1'-carboxylic acid tert-butyl ester (as prepared in the
 5 previous step) in 10 mL of CH₂Cl₂ was treated with three drops MeOH and 3 mL TFA at room temperature for 4 h. MeOH (10 mL) was added and the solvents evaporated in vacuo. Chromatography of the residue on a 50-g silica Varian MegaBond Elut column with 10 % MeOH-CH₂Cl₂ afforded 210 mg (97 %) of the title compound as a white solid. ¹H-NMR (CD₃OD; 400 MHz): δ 8.59 (d, 1H, J = 8.4 Hz),
 10 8.04 (s, 1H), 7.28 (d, 1H, J = 8.4 Hz), 6.02-5.93 (m, 1H), 3.58-3.48 (m, 2H), 3.32-3.03 (m, 3H), 2.54-2.42 (m, 2H), 2.23-2.02 (m, 6H), 1.11 (s, 6H). Mass spectrum (ESI, m/z): Calcd. for C₂₃H₂₈N₆O, 405.2 (M+H), found 405.2.

Example 55

15 *4-Cyano-1H-imidazole-2-carboxylic acid [1'-(2-dimethylamino-acetyl)-6-(4,4-dimethyl-cyclohex-1-enyl)-1',2',3',4',5',6'-hexahydro-[2,4']bipyridinyl-5-yl]-amide trifluoroacetic acid salt*

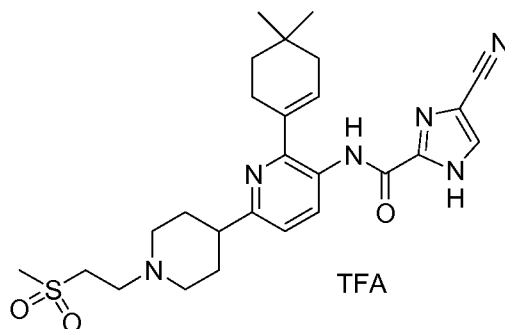


A suspension of 20.9 mg (0.203 mmol) *N,N*-dimethylglycine in 4 mL CH₂Cl₂ was
 20 treated with 49.8 mg (0.197 mmol) bis(2-oxo-3-oxazolidinyl)phosphinic chloride (BOP-Cl) and 75 μL (0.54 mmol) Et₃N at room temperature for 1h. The mixture was then treated with 70.0 mg (0.135 mmol) 4-cyano-1H-imidazole-2-carboxylic acid [6-(4,4-dimethyl-cyclohex-1-enyl)-1',2',3',4',5',6'-hexahydro-[2,4']bipyridinyl-5-yl]-

amide trifluoroacetate (as prepared in Example 54, step(f)) at room temperature for 18 h. The mixture was diluted with CH₂Cl₂ and washed with water. The organic layer was dried over MgSO₄ and concentrated in vacuo. The residue was purified by RP-HPLC (C18) with 10-80 % CH₃CN in 0.1 % TFA/H₂O over 30 min to afford 34.9 mg (53 %) of the title compound as a white solid. ¹H-NMR (CD₃OD; 400 MHz): δ 8.38 (d, 1H, J = 8.4 Hz), 8.05 (s, 1H), 7.33 (d, 1H, J = 8.4 Hz), 6.05-5.98 (m, 1H), 4.68 (d, 1H, J = 15.2 Hz), 3.82 (d, 1H, J = 15.2 Hz), 3.16-3.05 (m, 1H), 3.01-2.94 (m, 6H), 2.52-2.40 (m, 2H), 2.39 (s, 6H), 2.17-2.10 (m, 2H), 2.09-1.87 (m, 2H), 1.67-1.59 (m, 2H), 1.12 (s, 6H). Mass spectrum (ESI, m/z): Calcd. for C₂₇H₃₅N₇O₂, 490.3 (M+H), found 490.4.

Example 56

4-Cyano-1H-imidazole-2-carboxylic acid [6-(4,4-dimethyl-cyclohex-1-enyl)-1',2',3',4',5',6'-hexahydro-[2,4']bipyridinyl-5-yl]-amide trifluoroacetic acid salt

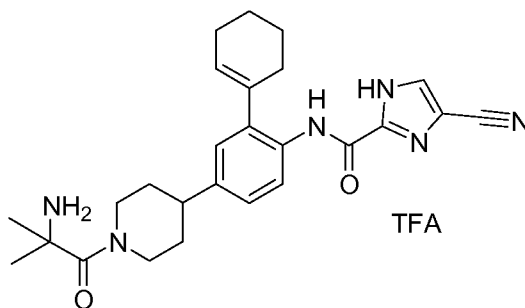


A solution of 70.0 mg (0.135 mmol) 4-cyano-1H-imidazole-2-carboxylic acid [6-(4,4-dimethyl-cyclohex-1-enyl)-1',2',3',4',5',6'-hexahydro-[2,4']bipyridinyl-5-yl]-amide (as prepared in Example 54, step (f)) in 10 mL of CH₂Cl₂ was treated with 32.7 mg (0.162 mmol) methanesulfonic acid 2-methanesulfonyl-ethyl ester (as prepared in Example 40, step (a)) and 70.5 μL (0.405 mmol) DIEA at room temperature for 6 h. The mixture was diluted with CH₂Cl₂ and washed with water. The organic layer was dried over MgSO₄ and concentrated in vacuo. The residue was purified by RP-HPLC (C18) with 20-60 % CH₃CN in 0.1 % TFA/H₂O over 30 min to afford 48 mg (85 %) of the title compound as a white solid. ¹H-NMR (CD₃OD; 400 MHz): δ 8.65 (d, 1H, J = 8.4 Hz), 8.05 (s, 1H), 7.34 (d, 1H, J = 8.4 Hz), 6.05-5.98 (m, 1H), 3.85-3.66 (m, 6H), 3.29-3.21 (m, 2H), 3.20-3.01 (m, 1H), 3.14 (s, 3H), 2.53-2.45 (m, 2H), 2.30-2.15

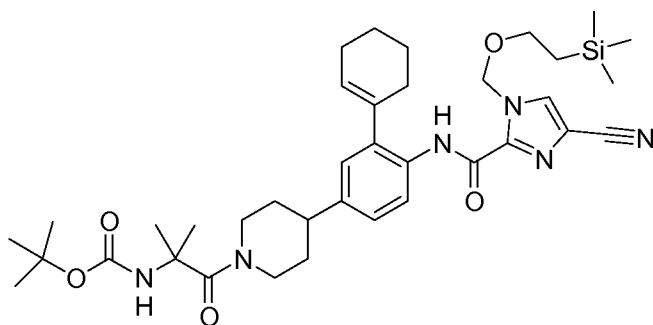
(m, 4H), 2.15-2.10 (m, 2H), 1.62 (t, 2H, J = 6.4 Hz), 1.11 (s, 6H). Mass spectrum (ESI, m/z): Calcd. for C₂₆H₃₄N₆O₃S, 511.2 (M+H), found 511.3.

Example 57

- 5 5-Cyano-1H-imidazole-2-carboxylic acid {4-[1-(2-amino-2-methyl-propionyl)-piperidin-4-yl]-2-cyclohex-1-enyl-phenyl}-amide trifluoroacetic acid salt



- 10 a) {2-[4-(4-{[4-Cyano-1-(2-trimethylsilanyl-ethoxymethyl)-1H-imidazole-2-carbonyl]-amino}-3-cyclohex-1-enyl-phenyl)-piperidin-1-yl]-1,1-dimethyl-2-oxo-ethyl}-carbamic acid tert-butyl ester



- 15 To a solution of 4-(4-{[4-cyano-1-(2-trimethylsilanyl-ethoxymethyl)-1H-imidazole-2-carbonyl]-amino}-3-cyclohex-1-enyl-phenyl)-piperidine-1-carboxylic acid tert-butyl ester (231 mg, 0.380 mmol) (as prepared in Example 14, step (a)) in 2.5 mL of DCM and 0.4 mL EtOH was added 700 µL of TFA and the solution stirred for 3 h at 25 °C. The reaction was diluted with 4 mL of EtOH and then concentrated to give ca. a 2:1 mixture of 5-cyano-1-(2-trimethylsilanyl-ethoxymethyl)-1H-imidazole-2-carboxylic acid (2-cyclohex-1-enyl-4-piperidin-4-yl-phenyl)-amide trifluoroacetic acid salt to
- 20 starting material by ¹H-NMR and LC/MS which was used in the following step without further purification. The mixture in 3 mL of DCM was added to a solution of

2-tert-butoxycarbonylamino-2-methyl-propionic acid (53 mg, 0.70 mmol), DIEA (122 μ L, 0.700 mmol) and PyBroP (144 mg, 0.300 mmol) in 3 mL of DCM and the reaction was stirred at 25 °C overnight. The reaction was diluted with EtOAc (25 mL) and washed with satd aq NaHCO₃ (1 x 25 mL) and brine (25 mL) and the organic layer was dried over Na₂SO₄ and then concentrated. Purification of the residue by preparative TLC (50% EtOAc-hexanes) afforded 40 mg (15%) of the title compound as a white solid. Mass Spectrum (ESI, m/z): Calcd. for C₃₇H₅₅N₆O₅Si, 691.3 (M+H), found 691.1.

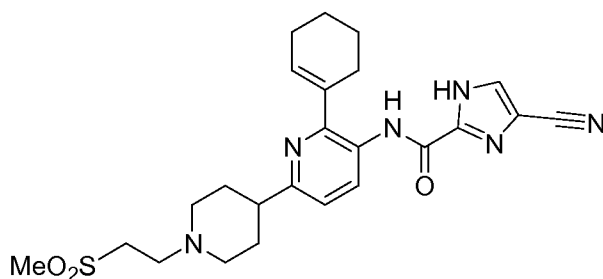
10 b) *5-Cyano-1H-imidazole-2-carboxylic acid {4-[1-(2-amino-2-methyl-propionyl)-piperidin-4-yl]-2-cyclohex-1-enyl-phenyl}-amide trifluoroacetic acid salt*

To a solution of {2-[4-(4-{[4-cyano-1-(2-trimethylsilanyl-ethoxymethyl)-1H-imidazole-2-carbonyl]-amino}-3-cyclohex-1-enyl-phenyl)-piperidin-1-yl]-1,1-dimethyl-2-oxo-ethyl}-carbamic acid tert-butyl ester (40 mg, 0.050 mmol) in 2 mL of DCM and 20 μ L of EtOH was added 1.5 mL of TFA. The solution was stirred for 3 h at 25 °C, diluted with 2 mL of EtOH and concentrated in vacuo. Trituration of the residue with ether afforded 8.4 mg (29%) of the title compound as a white solid. ¹H-NMR (CD₃OD ; 400 MHz): δ 8.10 (d, 1H, J = 8.4 Hz), 8.00 (s, 1H), 7.16 (d, 1H, J = 8.4 Hz), 7.07 (s, 1H), 5.79 (s, 1H), 4.55 -4.48 (m, 1H), 3.30 (s, 6H), 2.89-2.87 (m, 2H), 2.40-2.25 (m, 4H), 1.96-1.93 (m, 2H), 1.86-1.83 (m, 6H), 1.64-1.61 (m, 2H). Mass Spectrum (ESI, m/z): Calcd. for C₂₆H₃₃N₆O₂, 461.2 (M+H), found 461.3.

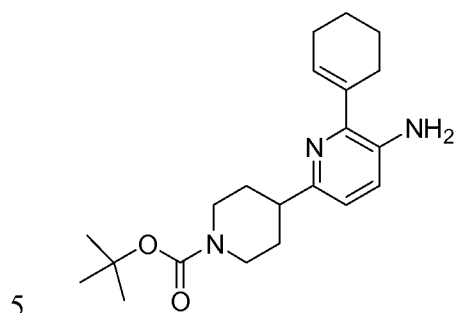
25

Example 58

5-Cyano-1H-imidazole-2-carboxylic acid [6-cyclohex-1-enyl-1'-(2-methanesulfonyl-ethyl)-1',2',3',4',5',6'-hexahydro-[2,4']bipyridinyl-5-yl]-amide

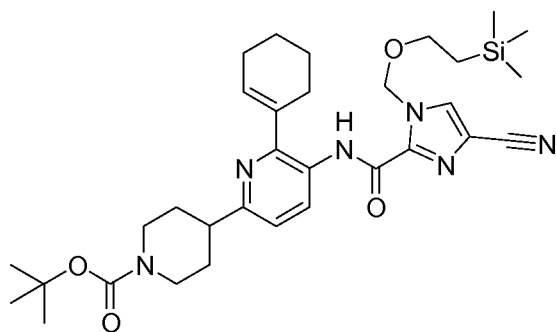


- a) 5-Amino-6-cyclohex-1-enyl-3',4',5',6'-tetrahydro-2'H-[2,4']bipyridinyl-1'-carboxylic acid tert-butyl ester



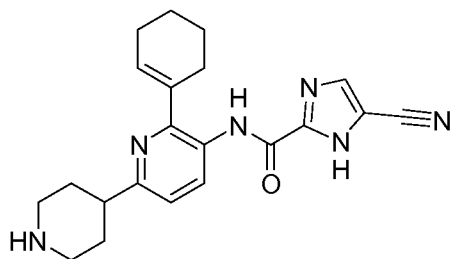
- To a mixture of 5-amino-6-bromo-3',4',5',6'-tetrahydro-2'H-[2,4']bipyridinyl-1'-carboxylic acid tert-butyl ester (331 mg, 0.93 mmol) (as prepared in Example 54, step (c)) and cyclohexen-1-yl boronic acid (141 mg, 1.11 mmol) in 5 mL of EtOH, 10 mL of toluene and 5 mL of 2 M Na₂CO₃, was added Pd(PPh₃)₄ (107 mg, 0.0930 mmol) and the result was heated at 80 °C for 16 h. The reaction was diluted with 100 mL of ether and 100 mL of brine and the layers were separated. The organic layer was dried (Na₂SO₄) and concentrated in vacuo. Purification of the residue by column chromatography (silica gel, 30-60% ether-hexanes) afforded 248 mg (74%) the title compound as an light brown oil LC-MS (ESI, m/z): Calcd. for C₂₁H₃₂N₃O₂ (M+H), 358.2, found 358.1.

- b) 5-{[4-Cyano-1-(2-trimethylsilanyl-ethoxymethyl)-1H-imidazole-2-carbonyl]-amino}-6-cyclohex-1-enyl-3',4',5',6'-tetrahydro-2'H-[2,4']bipyridinyl-1'-carboxylic acid tert-butyl ester



To a solution of 4-cyano-1-(2-trimethylsilyl-ethoxymethyl)-1H-imidazole-2-carboxylate potassium salt (296 mg, 0.970 mmol) (as prepared in Example 3, step (d)) in 8 mL DCM was added DIEA (291 μ L, 1.72 mmol) and PyBroP (512 mg, 1.10 mmol), and the reaction was stirred at 25 $^{\circ}$ C for 15 min. A solution of 5-amino-6-cyclohex-1-enyl-3',4',5',6'-tetrahydro-2'H-[2,4']bipyridinyl-1'-carboxylic acid tert-butyl ester (233 mg, 0.65 mmol) (as prepared in the previous step) in 4 mL DCM was added and the reaction stirred overnight at 25 $^{\circ}$ C. The reaction was diluted with EtOAc (25 mL) and washed with NaHCO_3 (1 x 25 mL) and brine (25 mL) and the organic layer was dried over Na_2SO_4 and then concentrated. The residue was purified by flash chromatography (silica gel, 5% MeOH- CHCl_3) to afford 167 mg (40%) of the title compound as a white solid. Mass Spectrum (ESI, m/z): Calcd. for $\text{C}_{32}\text{H}_{46}\text{N}_6\text{O}_4\text{Si}$, 607.3 (M+H), found 607.3.

c) 5-Cyano-1H-imidazole-2-carboxylic acid (6-cyclohex-1-enyl-1',2',3',4',5',6'-hexahydro-[2,4']bipyridinyl-5-yl)-amide trifluoroacetic acid salt



The title compound was prepared from 5-{[4-cyano-1-(2-trimethylsilyl-ethoxymethyl)-1H-imidazole-2-carbonyl]-amino}-6-cyclohex-1-enyl-3',4',5',6'-tetrahydro-2'H-[2,4']bipyridinyl-1'-carboxylic acid tert-butyl ester (167 mg, 0.27 mmol) using a procedure similar to Example 14, step (b) to afford 57 mg (43%) of the title compound as a white solid. LC-MS (ESI, m/z): Calcd. for $\text{C}_{21}\text{H}_{24}\text{N}_6\text{O}$, 377.2 (M+H), found 377.2.

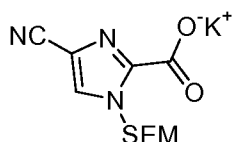
d) *5-Cyano-1H-imidazole-2-carboxylic acid [6-cyclohex-1-enyl-1'-(2-methanesulfonyl-ethyl)-1',2',3',4',5',6'-hexahydro-[2,4']bipyridinyl-5-yl]-amide*

- 5 To a slurry of 5-cyano-1H-imidazole-2-carboxylic acid (6-cyclohex-1-enyl-1',2',3',4',5',6'-hexahydro-[2,4']bipyridinyl-5-yl)-amide trifluoroacetic acid salt (57 mg, 0.11 mmol) in 5 mL of DCM was added DIEA (50.4 μ L, 0.290 mmol) followed by 30.5 mg (0.150 mmol) of methanesulfonic acid 2-methanesulfonyl-ethyl ester (as prepared in Example 40, step(a)). The reaction was allowed to stir overnight, diluted
- 10 with 20 mL of DCM, washed with satd aq NaHCO₃ (1 x 20 mL) and dried over Na₂SO₄. Purification by preparative TLC (silica gel, 40% EtOAc-hexanes) afforded 22.3 mg (40%) of the title compound as a white solid. ¹H-NMR (DMSO; 400 MHz): δ 10.02 (s, 1H), 8.24 (s, 1H), 8.11 (d, 1H, J = 8.4 Hz), 7.18 (d, 1H, J = 8.4 Hz), 5.96 (s, 1H), 3.04 (s, 3H), 3.02-2.99 (m, 3H), 2.73 (t, 2H, J = 2.7 Hz), 2.39-2.37 (m, 2H),
- 15 2.11-2.05 (m, 4H), 1.85-1.64 (m, 10H). Mass Spectrum (ESI, m/z): Calcd. for C₂₄H₃₁N₆O₃S, 483.2 (M+H), found 483.3.

Example 59

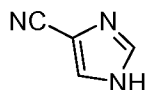
- An alternate method for the synthesis of the intermediate described in Example 3 is
- 20 described below.

4-Cyano-1-(2-trimethylsilanyl-ethoxymethyl)-1H-imidazole-2-carboxylic acid potassium salt



25

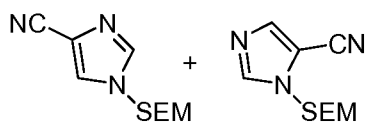
a) *1H-Imidazole-4-carbonitrile*



- A 22-L, four-neck, round-bottom flask equipped with a mechanical stirrer, a
- 30 temperature probe, a condenser, and an addition funnel with a nitrogen inlet was

charged with 1*H*-imidazole-4-carboxaldehyde (Aldrich, 1.10 kg, 11.5 mol) and pyridine (3.0 L, 3.0 mol). The reaction flask was cooled to 8 °C with an ice bath and hydroxylamine hydrochloride (871 g, 12.5 mol) was added slowly in portions to maintain the internal temperature below 30 °C. The reaction was allowed to cool to ambient temperature and stirred for 2 h at ambient temperature. The resulting thick yellow solution was heated to 80 °C with a heating mantle and acetic anhydride (2.04 L, 21.6 mol) was added dropwise over 200 min to maintain the temperature below 110 °C during the addition. The reaction mixture was heated at 100 °C for 30 min, after which time it was allowed to cool to ambient temperature and then further cooled in an ice bath. The pH was adjusted to 8.0 (pH meter) by the addition of 25 wt % NaOH (5.5 L) at such a rate that the internal temperature was maintained below 30 °C. The reaction mixture was then transferred into a 22-L separatory funnel and extracted with ethyl acetate (6.0 L). The combined organic layer was washed with brine (2 x 4.0 L), dried over MgSO₄, filtered, and concentrated to dryness under reduced pressure at 35 °C to give the crude product as a yellow semisolid. The resulting semisolid was suspended in toluene (3.0 L) and stirred for 1 h, after which time it was filtered to give a light yellow solid, which was resuspended in toluene (3.0 L) and stirred for 1 h. The resulting slurry was filtered and the filter cake washed with toluene (2 x 500 mL) to give the title compound as a light yellow solid [870 g, 82%]. The ¹H and ¹³C NMR spectra were consistent with the assigned structure.

b) *1-(2-Trimethylsilanyl-ethoxymethyl)-1H-imidazole-4-carbonitrile and 3-(2-trimethylsilanyl-ethoxymethyl)-3H-imidazole-4-carbonitrile*



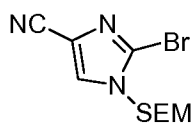
25

A 22-L, four-neck, round-bottom flask equipped with a mechanical stirrer, a temperature probe, and an addition funnel with a nitrogen inlet was charged with 1*H*-imidazole-4-carbonitrile (830 g, 8.91 mol, as prepared in the previous step), potassium carbonate (2.47 kg, 17.8 mol), and acetone (6.0 L). Agitation was initiated and the mixture was cooled to 10 °C with an ice bath. SEMCl (1.50 kg, 9.00 mol) was added through the addition funnel over 210 min to maintain the internal

30

temperature below 15 °C. The reaction was then allowed to warm to ambient temperature and stirred at ambient temperature overnight (20 h). The reaction mixture was then cooled in an ice bath to 10 °C and quenched by the slow addition of water (8.0 L) over 30 min to maintain the internal temperature below 30 °C. The resulting mixture was transferred to a 22-L separatory funnel and extracted with ethyl acetate (2 x 7.0 L). The combined organics were concentrated under reduced pressure at 35 °C to give the crude product as a dark brown oil, which was purified through a plug of silica gel (16.5 x 20 cm, 2.4 kg silica gel) using 2:1 heptane/ethyl acetate (15 L) as eluent. The fractions containing the product were combined and concentrated under reduced pressure at 35 °C to afford a mixture of the title compounds as a light brown oil [1785 g, 90%]. The ¹H NMR spectrum was consistent with the assigned structure and indicated the presence of a 64:36 ratio of regioisomers.

c) 2-Bromo-1-(2-trimethylsilanyl-ethoxymethyl)-1H-imidazole-4-carbonitrile



A 22-L, four-neck, round-bottom flask equipped with a mechanical stirrer, a temperature probe, and a condenser with a nitrogen inlet was charged with a mixture of 1-(2-trimethylsilanyl-ethoxymethyl)-1H-imidazole-4-carbonitrile and 3-(2-trimethylsilanyl-ethoxymethyl)-3H-imidazole-4-carbonitrile [600 g, 2.69 mol, as prepared in the previous step) and carbon tetrachloride (1.8 L). Agitation was initiated and the mixture was heated to 60 °C. At this point *N*-bromosuccinimide (502 g, 2.82 mol) was added in several portions over 30 min, which resulted in an exotherm to 74 °C. The reaction was allowed to cool to 60 °C and further stirred at 60 °C for 1 h. The reaction was allowed to cool slowly to ambient temperature and the resulting slurry was filtered and the filtrate washed with satd NaHCO₃ solution (4.0 L). The organics were passed through a plug of silica gel (8 x 15 cm, silica gel; 600 g) using 2:1 heptane/ethyl acetate (6.0 L) as eluent. The fractions containing the product (based on TLC analysis) were combined and concentrated under reduced pressure to give a crystalline light yellow solid, which was then filtered and washed with heptane (500 mL) to give the title compound as a crystalline white solid [593 g,

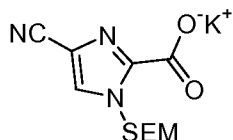
73%). The ^1H and ^{13}C NMR spectra were consistent with the assigned structure and showed no evidence of the minor regioisomer.

d) *4-Cyano-1-(2-trimethylsilyl-ethoxymethyl)-1H-imidazole-2-carboxylic acid ethyl ester*



A 12-L, four-neck, round-bottom flask equipped with a mechanical stirrer, a temperature probe, and an addition funnel with a nitrogen inlet was charged with 2-bromo-1-(2-trimethylsilyl-ethoxymethyl)-1H-imidazole-4-carbonitrile [390 g, 1.29 mol, as prepared in the previous step) and anhydrous tetrahydrofuran (4.0 L). Agitation was initiated and the reaction mixture was cooled to $-50\text{ }^{\circ}\text{C}$ using a dry ice/acetone bath. Isopropylmagnesium chloride (2.0 M in THF, 760 mL, 1.52 mol) was added through the addition funnel over 30 min to maintain the internal temperature below $-40\text{ }^{\circ}\text{C}$. The reaction was stirred for a further 30 min at $-43\text{ }^{\circ}\text{C}$, after which time it was cooled to $-78\text{ }^{\circ}\text{C}$. Ethyl chloroformate (210 mL, 2.20 mol) was added through the addition funnel over 10 min to maintain the internal temperature below $-60\text{ }^{\circ}\text{C}$. The reaction was stirred for a further 40 min at $-70\text{ }^{\circ}\text{C}$, at which point the dry ice/acetone bath was removed and the reaction was allowed to warm to ambient temperature over 1.5 h. The reaction mixture was cooled in an ice bath to $0\text{ }^{\circ}\text{C}$ and quenched by the slow addition of satd ammonium chloride solution (1.8 L) at such a rate that the internal temperature was maintained below $10\text{ }^{\circ}\text{C}$. The reaction mixture was transferred into a 12-L separatory funnel, diluted with ethyl acetate (4.0 L), and the layers were separated. The organic layer was washed with brine (2 x 2.0 L) and concentrated under reduced pressure at $35\text{ }^{\circ}\text{C}$ to give a brown oil. The crude oil was dissolved in dichloromethane (300 mL) and purified by chromatography (15 x 22 cm, 1.5 kg of silica gel, 10:1 to 4:1 heptane/ethyl acetate) to give a yellow oil, which was dissolved in EtOAc (100 mL), diluted with heptane (2.0 L), and stored in a refrigerator for 5 h. The resulting slurry was filtered to give the title compound as a crystalline white solid (141 g, 37%). The ^1H and ^{13}C NMR spectra were consistent with the assigned structure.

e) 4-Cyano-1-(2-trimethylsilanyl-ethoxymethyl)-1H-imidazole-2-carboxylic acid potassium salt



- 5 A 5-L, three-neck, round-bottom flask equipped with a mechanical stirrer, a temperature probe, and an addition funnel with a nitrogen inlet was charged with 5 [400 g, 1.35 mol) and ethanol (4.0 L). Agitation was initiated and a water bath was applied after all of the solid had dissolved. A solution of 6 N KOH (214.0 mL, 1.29 mol) was added through the addition funnel over 15 min to maintain the internal
- 10 temperature below 25 °C and the reaction was stirred for 5 min at room temperature. The solution was then concentrated to dryness under reduced pressure at 20 °C to give a white solid. The resulting solid was suspended in methyl t-butyl ether (MTBE, 4.0 L) and stirred for 30 min, after which time the slurry was filtered and the filter cake washed with MTBE (1.0 L) to give the title compound as a white solid, which was
- 15 further dried under vacuum at ambient temperature for 4 d [366 g, 89%). The ¹H NMR, ¹³C NMR, and mass spectra were consistent with the assigned structure. Anal. Calcd for C₁₁H₁₆KN₃O₃Si: C, 43.25; H, 5.28; N, 13.76. Found: C, 42.77; H, 5.15; N, 13.37. Karl Fisher: 1.3% H₂O.

20

BIOLOGICAL ACTIVITY

In Vitro Assays

- 25 The following representative *in vitro* assays were performed in determining the C-KIT biological activity of the compounds of Formula I. They are given to illustrate the invention in a non-limiting fashion.

c-Kit Fluorescence Polarization Kinase Assay

30

The compounds of the present invention are also specific inhibitors of c-Kit. Selection of preferred compounds of Formula I for use as c-Kit inhibitors was performed in the following manner using an *in vitro* kinase assay to measure inhibition of the isolated kinase domain of the human c-kit receptor in a fluorescence polarization (FP) protocol. The c-kit assay utilized the fluorescein-labeled phosphopeptide and the anti-phosphotyrosine antibody included in the Panvera Phospho-Tyrosine Kinase Kit (Green) supplied by Invitrogen. When c-kit phosphorylated the poly Glu₄Tyr, the fluorescein-labeled phosphopeptide was displaced from the anti-phosphotyrosine antibody by the phosphorylated poly Glu₄Tyr, thus decreasing the FP value. The c-kit kinase reaction was incubated at room temperature for 45 minutes under the following conditions: 1nM c-kit (ProQinase, lot SP005), 100ug/mL poly Glu₄Tyr, 50uM ATP, 5mM MgCl₂, 1mM DTT, 0.01%Tween-20, 1% DMSO or compound in 100nM Hepes, pH 7.5. The kinase reaction was stopped with the addition of EDTA. The fluorescein-labeled phosphopeptide and the anti-phosphotyrosine antibody were added and incubated for 30 minutes at room temperature and fluorescence polarization was read. Data points were an average of triplicate samples. Inhibition and IC₅₀ data analysis were done with GraphPad Prism using a non-linear regression fit with a multiparamater, sigmoidal dose-response (variable slope) equation. The IC₅₀ for kinase inhibition represents the dose of a compound that resulted in a 50% inhibition of kinase activity compared to DMSO vehicle control.

c-Kit BR-1 Assay

BR-1 cells are a dog mastocytoma line that expresses a constitutive-active mutant KIT (Ma Y., B.J. Longley, X. Wang, J.L. Blount, K. Langley, G.H. Caughey. Clustering of activating mutations in c-kit's juxtamembrane coding region in canine mast cell neoplasms. J Invest Dermatol 112: 165-170, 1999.). Proliferation of BR-1 cells can be inhibited by KIT inhibitors, and a good relationship exists between compound potency in KIT enzyme assays and inhibition of BR-1 proliferation. To assay inhibition of BR-1 cell proliferation, BR-1 cells are suspended (1 million cells/ml) in DMEM (Delbeccio's Modified Eagle's Media) containing 10%FCS, and 100 µl/well

are plated into clear-bottomed 96 well culture plates (CoStar 3610) containing 50 μ l of the same media supplemented with serial dilutions of test compounds.

Immediately following plating (time zero), 6 wells containing cells are treated with 100 μ l of Promega Cell TiterGlo reagent and incubated 10 min with shaking. The intensity of the Cell TiterGlo signal (1 sec/well) is determined using a luminometer.

The remaining cells are cultured 72 hours (37 °C and 5% CO₂). Following the 72-hour growth interval, 100 μ l of Promega Cell TiterGlo reagent is added to each well. The plates are incubated an additional 10 minutes with shaking and the intensity of the Cell TiterGlo signal (1 sec/well) is determined using a luminometer. Cell proliferation is defined by the difference between the time zero and time 72 hour signals. IC₅₀ values of test compounds are calculated as the concentrations resulting in 50% inhibition of growth.

15 BIOLOGICAL DATA

Biological Data for C-KIT

The activity of selected compounds of the present invention is presented below. All activities are in μ M and have the following uncertainties: C-KIT kinase: +10%.

Compound Number	Name	C-KIT Fluorescence Polarization IC50 (μ M)	C-KIT BR-1 Proliferation IC50 (μ M)
4	5-Cyano-furan-2-carboxylic acid [4-(4-methyl-piperazin-1-yl)-2-(3-methyl-thiophen-2-yl)-phenyl]-amide	ND	ND
5	5-Cyano-furan-2-carboxylic acid [4-(4-methyl-piperazin-1-yl)-2-(4-methyl-thiophen-3-yl)-phenyl]-amide	ND	ND
6	4-Cyano-1H-imidazole-2-carboxylic acid {2-cyclohex-1-enyl-4-[1-(2-hydroxy-1-hydroxymethyl-ethyl)-piperidin-4-	ND	ND

Compound Number	Name	C-KIT Fluorescence Polarization IC50 (μM)	C-KIT BR-1 Proliferation IC50 (μM)
7	4-Cyano-1H-imidazole-2-carboxylic acid {2-cyclohex-1-enyl-4-[1-(2-morpholin-4-yl-acetyl)-piperidin-4-yl]-phenyl}-	ND	ND
8	4-Cyano-1H-imidazole-2-carboxylic acid {2-cyclohex-1-enyl-4-[1-(3-morpholin-4-yl-propionyl)-piperidin-4-yl]-phenyl}-	0.042	ND
9	5-Cyano-furan-2-carboxylic acid [2'-methyl-5-(4-methyl-piperazin-1-yl)-biphenyl-2-yl]-amide	ND	ND
10	5-Cyano-furan-2-carboxylic acid [2'-fluoro-5-(4-methyl-piperazin-1-yl)-biphenyl-2-yl]-amide	ND	ND
11	5-Cyano-furan-2-carboxylic acid [2-cyclohex-1-enyl-4-(4-methyl-piperazin-1-yl)-phenyl]-amide	0.15	ND
12	5-Cyano-furan-2-carboxylic acid[2-(3,6-dihydro-2H-pyran-4-yl)-4-(4-methyl-piperazin-1-yl)-phenyl - amide	>0.25	ND
13	4-Cyano-1H-pyrrole-2-carboxylic acid (2-cyclohex-1-enyl-4-piperidin-4-yl-phenyl)-amide trifluoroacetic acid salt	0.26	ND
14	4-Cyano-1H-imidazole-2-carboxylic acid (2-cyclohex-1-enyl-4-piperidin-4-yl-phenyl)-amide trifluoroacetic acid salt	0.071	ND
15	4-Cyano-1H-pyrrole-2-carboxylic acid [4-(1-acetyl-piperidin-4-yl)-2-cyclohex-1-enyl-phenyl]-amide	ND	ND
16	4-Cyano-1H-imidazole-2-carboxylic acid [4-(1-acetyl-piperidin-4-yl)-2-cyclohex-1-enyl-phenyl]-amide	0.057	ND

Compound Number	Name	C-KIT Fluorescence Polarization IC50 (μM)	C-KIT BR-1 Proliferation IC50 (μM)
17	4-Cyano-1H-imidazole-2-carboxylic acid [2-(4-methyl-cyclohex-1-enyl)-4-piperidin-4-yl-phenyl]-amide trifluoroacetic acid	ND	ND
18	4-Cyano-1H-imidazole-2-carboxylic acid (2-cyclopent-1-enyl-4-piperidin-4-yl-phenyl)-amide trifluoroacetic acid salt	ND	ND
20	4-Cyano-1H-imidazole-2-carboxylic acid {2-cyclohex-1-enyl-4-[1-(2-methanesulfonyl-acetyl)-piperidin-4-yl]-phenyl}-	ND	ND
21	4-Cyano-1H-imidazole-2-carboxylic acid [2-cyclohex-1-enyl-4-(1-pyridin-2-ylmethyl-piperidin-4-yl)-phenyl]-amide trifluoroacetic	0.05	ND
22	4-Cyano-1H-imidazole-2-carboxylic acid [2-(4-methyl-cyclohex-1-enyl)-4-(1-pyridin-2-ylmethyl-piperidin-4-yl)-phenyl]-	ND	ND
23	4-Cyano-1H-imidazole-2-carboxylic acid {2-cyclopent-1-enyl-4-[1-(1-methyl-1H-imidazol-2-ylmethyl)-piperidin-4-yl]-	ND	ND
24	4-{4-[(4-Cyano-1H-imidazole-2-carbonyl)-amino]-3-cyclohex-1-enyl-phenyl}-piperidine-1-carboxylic acid amide	ND	ND
25	4-Cyano-1H-imidazole-2-carboxylic acid [2-cyclohex-1-enyl-4-(3,4,5,6-tetrahydro-2H-[1,2']bipyridinyl-4-yl)-phenyl]-	ND	ND
26	4-Cyano-1H-imidazole-2-carboxylic acid {2-cyclohex-1-enyl-4-[1-(2-hydroxy-ethyl)-piperidin-4-yl]-phenyl}-amide	0.026	ND
27	4-Cyano-1H-imidazole-2-carboxylic acid {4-[1-(2-cyano-ethyl)-piperidin-4-yl]-2-cyclohex-1-enyl-phenyl}-amide trifluoroacetic	0.080	ND

Compound Number	Name	C-KIT Fluorescence Polarization IC50 (μM)	C-KIT BR-1 Proliferation IC50 (μM)
28	4-Cyano-1H-imidazole-2-carboxylic acid [4-(1-carbamoylmethyl-piperidin-4-yl)-2-cyclohex-1-enyl-phenyl]-amide	ND	ND
29	4-Cyano-1H-imidazole-2-carboxylic acid {2-cyclohex-1-enyl-4-[1-(2-pyridin-2-yl-acetyl)-piperidin-4-yl]-phenyl}-amide	ND	ND
30	4-Cyano-1H-imidazole-2-carboxylic acid {2-cyclohex-1-enyl-4-[1-(2-pyridin-3-yl-acetyl)-piperidin-4-yl]-phenyl}-amide	ND	ND
31	4-Cyano-1H-imidazole-2-carboxylic acid {2-cyclohex-1-enyl-4-[1-(2-pyridin-4-yl-acetyl)-piperidin-4-yl]-phenyl}-amide	ND	ND
32	4-Cyano-1H-imidazole-2-carboxylic acid (2-cyclohex-1-enyl-4-{1-[2-(1-methyl-1H-imidazol-4-yl)-acetyl]-piperidin-4-yl}-phenyl)-	ND	ND
33	4-Cyano-1H-imidazole-2-carboxylic acid {2-cyclohex-1-enyl-4-[1-(2-1H-imidazol-4-yl-acetyl)-piperidin-4-yl]-phenyl}-	ND	ND
34	4-Cyano-1H-imidazole-2-carboxylic acid {2-cyclohex-1-enyl-4-[1-(2-morpholin-4-yl-ethyl)-piperidin-4-yl]-phenyl}-amide di-	0.052	ND
35	4-Cyano-1H-imidazole-2-carboxylic acid [2-(1,1-dioxo-1,2,3,6-tetrahydro-1λ ⁶ -thiopyran-4-yl)-4-piperidin-4-yl-phenyl]-amide	0.073	ND
36	4-Cyano-1H-imidazole-2-carboxylic acid [2-(1,1-dioxo-1,2,3,6-tetrahydro-1λ ⁶ -thiopyran-4-yl)-4-piperidin-4-yl-phenyl]-amide	ND	ND
37	4-Cyano-1H-imidazole-2-carboxylic acid [4-(1-acetyl-piperidin-4-yl)-2-(1,1-dioxo-1,2,3,6-tetrahydro-1λ ⁶ -thiopyran-4-	>0.25	ND

Compound Number	Name	C-KIT Fluorescence Polarization IC50 (μM)	C-KIT BR-1 Proliferation IC50 (μM)
38	4-Cyano-1H-imidazole-2-carboxylic acid {2-cyclohex-1-enyl-4-[1-(2-dimethylamino-acetyl)-piperidin-4-yl]-phenyl}-	0.039	0.09
38b	4-Cyano-1H-imidazole-2-carboxylic acid {2-cyclohex-1-enyl-4-[1-(2-methylamino-acetyl)-piperidin-4-yl]-phenyl}-amide	ND	ND
39	4-{4-[(4-Cyano-1H-imidazole-2-carbonyl)-amino]-3-cyclohex-1-enyl-phenyl}-piperidine-1-carboxylic acid (2-hydroxy-ethyl)-	ND	ND
40	4-Cyano-1H-imidazole-2-carboxylic acid {2-cyclohex-1-enyl-4-[1-(2-methanesulfonyl-ethyl)-piperidin-4-yl]-phenyl}-	0.16	0.25
41	4-Cyano-1H-imidazole-2-carboxylic acid {2-cyclohex-1-enyl-4-[1-(1-oxy-pyridine-4-carbonyl)-piperidin-4-yl]-phenyl}-	0.035	ND
42	4-Cyano-1H-imidazole-2-carboxylic acid {2-cyclohex-1-enyl-4-[1-(1-oxy-pyridine-3-carbonyl)-piperidin-4-yl]-phenyl}-	ND	ND
43	4-Cyano-1H-imidazole-2-carboxylic acid {2-cyclohex-1-enyl-4-[1-(pyridine-3-carbonyl)-piperidin-4-yl]-phenyl}-amide	ND	ND
44	4-Cyano-1H-imidazole-2-carboxylic acid (2-cyclohex-1-enyl-4-{1-[2-(2-hydroxy-ethylamino)-acetyl]-piperidin-4-yl}-phenyl)-	ND	ND
45	4-Cyano-1H-imidazole-2-carboxylic acid (2-cyclohex-1-enyl-4-{1-[2-(2-hydroxy-ethyl)-methyl-amino-acetyl]-piperidin-4-yl}-	ND	ND
46	4-Cyano-1H-imidazole-2-carboxylic acid [4-(1-acetyl-piperidin-4-yl)-2-(1,2,5,6-tetrahydro-pyridin-3-yl)-phenyl]-	ND	ND

Compound Number	Name	C-KIT Fluorescence Polarization IC50 (μM)	C-KIT BR-1 Proliferation IC50 (μM)
47	(4-{4-[(4-Cyano-1H-imidazole-2-carbonyl)-amino]-3-cyclohex-1-enyl-phenyl}-piperidin-1-yl)-acetic acid trifluoroacetic acid salt	0.1	ND
48	4-Cyano-1H-imidazole-2-carboxylic acid {4-[1-(3-amino-3-methyl-buteryl)-piperidin-4-yl]-2-cyclohex-1-enyl-phenyl}-amide	0.005	ND
49	4H-[1,2,4]-triazole-3-carboxylic acid (2-cyclohex-1-enyl-4-piperidin-4-yl-phenyl)-amide bis trifluoroacetic acid salt	ND	ND
50	5-Chloro-4H-[1,2,4]-triazole-3-carboxylic acid (2-cyclohex-1-enyl-4-piperidin-4-yl-phenyl)-amide trifluoroacetic acid salt	ND	ND
51a	5-Cyano-1H-imidazole-2-carboxylic acid [2-cyclohex-1-enyl-4-(cis-2,6-dimethyl-piperidin-4-yl)-phenyl]-amide bis trifluoroacetic	0.0043	ND
51b	5-cyano-1H-imidazole-2-carboxylic acid [2-cyclohex-1-enyl-4-(trans-2,6-dimethyl-piperidin-4-yl)-phenyl]-amide bis trifluoroacetic	ND	ND
52	5-Cyano-1H-imidazole-2-carboxylic acid {2-cyclohex-1-enyl-4-[1-(R)-(+)-(2,3-dihydroxy-propionyl)-piperidin-4-yl]-phenyl}-	0.008	ND
53	5-Cyano-1H-imidazole-2-carboxylic acid [2-cyclohex-1-enyl-4-(1-methoxy-piperidin-4-yl)-phenyl]-amide trifluoroacetic acid	ND	ND
54	4-Cyano-1H-imidazole-2-carboxylic acid [6-(4,4-dimethyl-cyclohex-1-enyl)-1',2',3',4',5',6'-hexahydro-[2,4']bipyridinyl-5-yl]-	ND	0.9
55	4-Cyano-1H-imidazole-2-carboxylic acid [1'-(2-dimethylamino-acetyl)-6-(4,4-dimethyl-cyclohex-1-enyl)-	0.012	0.25

Compound Number	Name	C-KIT Fluorescence Polarization IC50 (μM)	C-KIT BR-1 Proliferation IC50 (μM)
56	4-Cyano-1H-imidazole-2-carboxylic acid [6-(4,4-dimethyl-cyclohex-1-enyl)-1'-(2-methanesulfonyl-ethyl)-	0.039	0.5
57	5-Cyano-1H-imidazole-2-carboxylic acid {4-[1-(2-amino-2-methyl-propionyl)-piperidin-4-yl]-2-cyclohex-1-enyl-phenyl}-amide	ND	ND
58	5-Cyano-1H-imidazole-2-carboxylic acid [6-cyclohex-1-enyl-1'-(2-methanesulfonyl-ethyl)-1',2',3',4',5',6'-hexahydro-	ND	1

METHODS OF TREATMENT / PREVENTION

5

The present invention comprises the use of the compounds of the present invention to inhibit C-KIT kinase activity in a cell or a subject, or to treat disorders related to C-KIT kinase activity or expression in a subject.

10

In one embodiment to this aspect, the present invention provides a method for reducing or inhibiting the kinase activity of C-KIT in a cell comprising the step of contacting the cell with a compound of the present invention. The present invention also provides a method for reducing or inhibiting the kinase activity of C-KIT in a subject comprising the step of administering a compound of the present invention to the subject. The present invention further provides a method of inhibiting cell proliferation in a cell comprising the step of contacting the cell with a compound of the present invention.

15

The kinase activity of C-KIT in a cell or a subject can be determined by procedures well known in the art, such as the C-KIT kinase assay described herein.

20

The term “subject” as used herein, refers to an animal, preferably a mammal, most preferably a human, who has been the object of treatment, observation or experiment.

The term “contacting” as used herein, refers to the addition of compound to cells such that compound is taken up by the cell.

- 5 In other embodiments to this aspect, the present invention provides both prophylactic and therapeutic methods for treating a subject at risk of (or susceptible to) developing a cell proliferative disorder or a disorder related to C-KIT.

10 In one example, the invention provides methods for preventing in a subject a cell proliferative disorder or a disorder related to C-KIT, comprising administering to the subject a prophylactically effective amount of a pharmaceutical composition comprising a compound of the present invention and a pharmaceutically acceptable carrier. Administration of said prophylactic agent can occur prior to the manifestation of symptoms characteristic of the cell proliferative disorder or disorder related to
15 C-KIT, such that a disease or disorder is prevented or, alternatively, delayed in its progression.

In another example, the invention pertains to methods of treating in a subject a cell proliferative disorder or a disorder related to C-KIT comprising administering to the
20 subject a therapeutically effective amount of a pharmaceutical composition comprising a compound of the present invention and a pharmaceutically acceptable carrier. Administration of said therapeutic agent can occur concurrently with the manifestation of symptoms characteristic of the disorder, such that said therapeutic agent serves as a therapy to compensate for the cell proliferative disorder or disorders
25 related to C-KIT.

The term “prophylactically effective amount” refers to an amount of active compound or pharmaceutical agent that inhibits or delays in a subject the onset of a disorder as being sought by a researcher, veterinarian, medical doctor or other clinician.
30

The term “therapeutically effective amount” as used herein, refers to an amount of active compound or pharmaceutical agent that elicits the biological or medicinal response in a subject that is being sought by a researcher, veterinarian, medical doctor

or other clinician, which includes alleviation of the symptoms of the disease or disorder being treated.

5 Methods for determining therapeutically and prophylactically effective doses for pharmaceutical compositions comprising a compound of the present invention are disclosed herein and known in the art.

As used herein, the term “composition” is intended to encompass a product comprising the specified ingredients in the specified amounts, as well as any product
10 which results, directly or indirectly, from combinations of the specified ingredients in the specified amounts.

As used herein, the terms “disorders related to C-KIT”, or “disorders related to C-KIT receptor”, or “disorders related to C-KIT receptor tyrosine kinase” shall include
15 diseases associated with or implicating C-KIT activity, for example, the overactivity of C-KIT, and conditions that accompany with these diseases. The term “overactivity of C-KIT” refers to either 1) C-KIT expression in cells which normally do not express C-KIT; 2) C-KIT expression by cells which normally do not express C-KIT; 3) increased C-KIT expression leading to unwanted cell proliferation; or 4) mutations
20 leading to constitutive activation of C-KIT. Examples of “disorders related to C-KIT” include disorders resulting from over stimulation of C-KIT due to abnormally high amount of C-KIT or mutations in C-KIT, or disorders resulting from abnormally high amount of C-KIT activity due to abnormally high amount of C-KIT or mutations in C-KIT. It is known that overactivity of C-KIT has been implicated in the
25 pathogenesis of a number of diseases, including the cell proliferative disorders, neoplastic disorders and cancers listed below.

The term “cell proliferative disorders” refers to unwanted cell proliferation of one or more subset of cells in a multicellular organism resulting in harm (i.e., discomfort or
30 decreased life expectancy) to the multicellular organisms. Cell proliferative disorders can occur in different types of animals and humans. As used herein “cell proliferative disorders” include neoplastic disorders.

As used herein, a “neoplastic disorder” refers to a tumor resulting from abnormal or uncontrolled cellular growth. Examples of neoplastic disorders include, but are not limited to, hematopoietic disorders such as, for instance, the myeloproliferative disorders, such as thrombocythemia, essential thrombocytosis (ET), agnogenic

5 myeloid metaplasia, myelofibrosis (MF), myelofibrosis with myeloid metaplasia (MMM), chronic idiopathic myelofibrosis (IMF), and polycythemia vera (PV), the cytopenias, and pre-malignant myelodysplastic syndromes; cancers such as glioma cancers, lung cancers, breast cancers, colorectal cancers, prostate cancers, gastric cancers, gastrointestinal stromal tumors (GIST), esophageal cancers, colon cancers,

10 pancreatic cancers, ovarian cancers, and hematoglogical malignancies, including myelodysplasia, multiple myeloma, leukemias and lymphomas. Examples of hematological malignancies include, for instance, leukemias, lymphomas (non-Hodgkin's lymphoma), Hodgkin's disease (also called Hodgkin's lymphoma), and myeloma -- for instance, acute lymphocytic leukemia (ALL), acute myeloid leukemia

15 (AML), acute promyelocytic leukemia (APL), chronic lymphocytic leukemia (CLL), chronic myeloid leukemia (CML), chronic neutrophilic leukemia (CNL), acute undifferentiated leukemia (AUL), anaplastic large-cell lymphoma (ALCL), prolymphocytic leukemia (PML), juvenile myelomonocytic leukemia (JMML), adult T-cell ALL, AML with trilineage myelodysplasia (AML/TMDS), mixed lineage

20 leukemia (MLL), myelodysplastic syndromes (MDSs), myeloproliferative disorders (MPD), and multiple myeloma, (MM).

In a further embodiment to this aspect, the invention encompasses a combination therapy for treating or inhibiting the onset of a cell proliferative disorder or a disorder

25 related to C-KIT in a subject. The combination therapy comprises administering to the subject a therapeutically or prophylactically effective amount of a compound of the present invention, and one or more other anti-cell proliferation therapy including chemotherapy, radiation therapy, gene therapy and immunotherapy.

30 In an embodiment of the present invention, a compound of the present invention may be administered in combination with chemotherapy. As used herein, chemotherapy refers to a therapy involving a chemotherapeutic agent. A variety of chemotherapeutic agents may be used in the combined treatment methods disclosed

herein. Chemotherapeutic agents contemplated as exemplary, include, but are not limited to: platinum compounds (e.g., cisplatin, carboplatin, oxaliplatin); taxane compounds (e.g., paclitaxel, docetaxol); campothecin compounds (irinotecan, topotecan); ; vinca alkaloids (e.g., vincristine, vinblastine, vinorelbine); anti-tumor nucleoside derivatives (e.g., 5-fluorouracil, leucovorin, gemcitabine, capecitabine) ; alkylating agents (e.g., cyclophosphamide, carmustine, lomustine, thiotepa); epipodophyllotoxins / podophyllotoxins (e.g. etoposide, teniposide); aromatase inhibitors (e.g., anastrozole, letrozole, exemestane); anti-estrogen compounds (e.g., tamoxifen, fulvestrant), antifolates (e.g., premetrexed disodium); hypomethylating agents (e.g., azacitidine); biologics (e.g., gemtuzamab, cetuximab, rituximab, pertuzumab, trastuzumab, bevacizumab, erlotinib); antibiotics/anthracyclines (e.g. idarubicin, actinomycin D, bleomycin, daunorubicin, doxorubicin, mitomycin C, dactinomycin, carminomycin, daunomycin); antimetabolites (e.g., aminopterin, clofarabine, cytosine arabinoside, methotrexate); tubulin-binding agents (e.g. combretastatin, colchicine, nocodazole); topoisomerase inhibitors (e.g., camptothecin). Further useful agents include verapamil, a calcium antagonist found to be useful in combination with antineoplastic agents to establish chemosensitivity in tumor cells resistant to accepted chemotherapeutic agents and to potentiate the efficacy of such compounds in drug-sensitive malignancies. See Simpson WG, The calcium channel blocker verapamil and cancer chemotherapy. Cell Calcium. 1985 Dec;6(6):449-67. Additionally, yet to emerge chemotherapeutic agents are contemplated as being useful in combination with a compound of the present invention.

In another embodiment of the present invention, the compounds of the present invention may be administered in combination with radiation therapy. As used herein, “radiation therapy” refers to a therapy that comprises exposing the subject in need thereof to radiation. Such therapy is known to those skilled in the art. The appropriate scheme of radiation therapy will be similar to those already employed in clinical therapies wherein the radiation therapy is used alone or in combination with other chemotherapeutics.

In another embodiment of the present invention, the compounds of the present invention may be administered in combination with a gene therapy. As used herein, “gene therapy” refers to a therapy targeting on particular genes involved in tumor development. Possible gene therapy strategies include the restoration of defective cancer-inhibitory genes, cell transduction or transfection with antisense DNA corresponding to genes coding for growth factors and their receptors, RNA-based strategies such as ribozymes, RNA decoys, antisense messenger RNAs and small interfering RNA (siRNA) molecules and the so-called 'suicide genes'.

In other embodiments of this invention, the compounds of the present invention may be administered in combination with an immunotherapy. As used herein, “immunotherapy” refers to a therapy targeting particular protein involved in tumor development via antibodies specific to such protein. For example, monoclonal antibodies against vascular endothelial growth factor have been used in treating cancers.

Where a second pharmaceutical is used in addition to a compound of the present invention, the two pharmaceuticals may be administered simultaneously (e.g. in separate or unitary compositions) sequentially in either order, at approximately the same time, or on separate dosing schedules. In the latter case, the two compounds will be administered within a period and in an amount and manner that is sufficient to ensure that an advantageous or synergistic effect is achieved. It will be appreciated that the preferred method and order of administration and the respective dosage amounts and regimes for each component of the combination will depend on the particular chemotherapeutic agent being administered in conjunction with the compound of the present invention, their route of administration, the particular tumor being treated and the particular host being treated.

As will be understood by those of ordinary skill in the art, the appropriate doses of chemotherapeutic agents will be generally similar to or less than those already employed in clinical therapies wherein the chemotherapeutics are administered alone or in combination with other chemotherapeutics.

The optimum method and order of administration and the dosage amounts and regime can be readily determined by those skilled in the art using conventional methods and in view of the information set out herein.

- 5 By way of example only, platinum compounds are advantageously administered in a dosage of 1 to 500 mg per square meter (mg/m^2) of body surface area, for example 50 to 400 mg/m^2 , particularly for cisplatin in a dosage of about 75 mg/m^2 and for carboplatin in about 300 mg/m^2 per course of treatment. Cisplatin is not absorbed orally and must therefore be delivered via injection intravenously, subcutaneously,
10 intratumorally or intraperitoneally.

- By way of example only, taxane compounds are advantageously administered in a dosage of 50 to 400 mg per square meter (mg/m^2) of body surface area, for example 75 to 250 mg/m^2 , particularly for paclitaxel in a dosage of about 175 to 250 mg/m^2
15 and for docetaxel in about 75 to 150 mg/m^2 per course of treatment.

- By way of example only, camptothecin compounds are advantageously administered in a dosage of 0.1 to 400 mg per square meter (mg/m^2) of body surface area, for example 1 to 300 mg/m^2 , particularly for irinotecan in a dosage of about 100 to 350
20 mg/m^2 and for topotecan in about 1 to 2 mg/m^2 per course of treatment.

- By way of example only, vinca alkaloids may be advantageously administered in a dosage of 2 to 30 mg per square meter (mg/m^2) of body surface area, particularly for vinblastine in a dosage of about 3 to 12 mg/m^2 , for vincristine in a dosage of about 1
25 to 2 mg/m^2 , and for vinorelbine in dosage of about 10 to 30 mg/m^2 per course of treatment.

- By way of example only, anti-tumor nucleoside derivatives may be advantageously administered in a dosage of 200 to 2500 mg per square meter (mg/m^2) of body surface
30 area, for example 700 to 1500 mg/m^2 . 5-fluorouracil (5-FU) is commonly used via intravenous administration with doses ranging from 200 to 500 mg/m^2 (preferably from 3 to 15 mg/kg/day). Gemcitabine is advantageously administered in a dosage of about 800 to 1200 mg/m^2 and capecitabine is advantageously administered in about 1000 to 2500 mg/m^2 per course of treatment.

35

By way of example only, alkylating agents may be advantageously administered in a dosage of 100 to 500 mg per square meter (mg/m^2) of body surface area, for example 120 to 200 mg/m^2 , particularly for cyclophosphamide in a dosage of about 100 to 500 mg/m^2 , for chlorambucil in a dosage of about 0.1 to 0.2 mg/kg of body weight, for
5 carmustine in a dosage of about 150 to 200 mg/m^2 , and for lomustine in a dosage of about 100 to 150 mg/m^2 per course of treatment.

By way of example only, podophyllotoxin derivatives may be advantageously administered in a dosage of 30 to 300 mg per square meter (mg/m^2) of body surface
10 area, for example 50 to 250 mg/m^2 , particularly for etoposide in a dosage of about 35 to 100 mg/m^2 and for teniposide in about 50 to 250 mg/m^2 per course of treatment.

By way of example only, anthracycline derivatives may be advantageously administered in a dosage of 10 to 75 mg per square meter (mg/m^2) of body surface
15 area, for example 15 to 60 mg/m^2 , particularly for doxorubicin in a dosage of about 40 to 75 mg/m^2 , for daunorubicin in a dosage of about 25 to 45 mg/m^2 , and for idarubicin in a dosage of about 10 to 15 mg/m^2 per course of treatment.

By way of example only, anti-estrogen compounds may be advantageously
20 administered in a dosage of about 1 to 100mg daily depending on the particular agent and the condition being treated. Tamoxifen is advantageously administered orally in a dosage of 5 to 50 mg, preferably 10 to 20 mg twice a day, continuing the therapy for sufficient time to achieve and maintain a therapeutic effect. Toremifene is advantageously administered orally in a dosage of about 60mg once a day, continuing
25 the therapy for sufficient time to achieve and maintain a therapeutic effect. Anastrozole is advantageously administered orally in a dosage of about 1mg once a day. Droloxifene is advantageously administered orally in a dosage of about 20-100mg once a day. Raloxifene is advantageously administered orally in a dosage of about 60mg once a day. Exemestane is advantageously administered orally in a
30 dosage of about 25mg once a day.

By way of example only, biologics may be advantageously administered in a dosage of about 1 to 5 mg per square meter (mg/m^2) of body surface area, or as known in the art, if different. For example, trastuzumab is advantageously administered in a dosage
35 of 1 to 5 mg/m^2 particularly 2 to 4 mg/m^2 per course of treatment.

Dosages may be administered, for example once, twice or more per course of treatment, which may be repeated for example every 7, 14, 21 or 28 days.

The compounds of the present invention can be administered to a subject systemically, for example, intravenously, orally, subcutaneously, intramuscular, intradermal, or parenterally. The compounds of the present invention can also be administered to a subject locally. Non-limiting examples of local delivery systems include the use of intraluminal medical devices that include intravascular drug delivery catheters, wires, pharmacological stents and endoluminal paving. A compound of the present invention can further be administered to a subject in combination with a targeting agent to achieve high local concentration of a compound at the target site. In addition, the compounds of the present invention may be formulated for fast-release or slow-release with the objective of maintaining the drugs or agents in contact with target tissues for a period ranging from hours to weeks.

The present invention also provides a pharmaceutical composition comprising a compound of the present invention in association with a pharmaceutically acceptable carrier. The pharmaceutical composition may contain between about 0.1 mg and 1000 mg, preferably about 100 to 500 mg, of the compound, and may be constituted into any form suitable for the mode of administration selected.

The phrase "pharmaceutically acceptable" refers to molecular entities and compositions that do not produce an adverse, allergic or other untoward reaction when administered to an animal, or a human, as appropriate. Veterinary uses are equally included within the invention and "pharmaceutically acceptable" formulations include formulations for both clinical and/or veterinary use.

Carriers include necessary and inert pharmaceutical excipients, including, but not limited to, binders, suspending agents, lubricants, flavorants, sweeteners, preservatives, dyes, and coatings. Compositions suitable for oral administration include solid forms, such as pills, tablets, caplets, capsules (each including immediate release, timed release and sustained release formulations), granules, and powders, and liquid forms, such as solutions, syrups, elixirs, emulsions, and suspensions. Forms

useful for parenteral administration include sterile solutions, emulsions and suspensions.

The pharmaceutical compositions of the present invention also include a
5 pharmaceutical composition for slow release of the compounds of the present invention. The composition includes a slow release carrier (typically, a polymeric carrier) and a compound of the present invention.

Slow release biodegradable carriers are well known in the art. These are materials
10 that may form particles that capture therein an active compound(s) and slowly degrade/dissolve under a suitable environment (e.g., aqueous, acidic, basic, etc) and thereby degrade/dissolve in body fluids and release the active compound(s) therein. The particles are preferably nanoparticles (i.e., in the range of about 1 to 500 nm in diameter, preferably about 50-200 nm in diameter, and most preferably about 100 nm
15 in diameter).

The present invention also provides methods to prepare the pharmaceutical compositions of the invention. A compound of the present invention, as the active ingredient, is intimately admixed with a pharmaceutical carrier according to
20 conventional pharmaceutical compounding techniques, which carrier may take a wide variety of forms depending on the form of preparation desired for administration, e.g., oral or parenteral such as intramuscular. In preparing the compositions in oral dosage form, any of the usual pharmaceutical media may be employed. Thus, for liquid oral preparations, such as for example, suspensions, elixirs and solutions, suitable carriers
25 and additives include water, glycols, oils, alcohols, flavoring agents, preservatives, coloring agents and the like; for solid oral preparations such as, for example, powders, capsules, caplets, gelcaps and tablets, suitable carriers and additives include starches, sugars, diluents, granulating agents, lubricants, binders, disintegrating agents and the like. Because of their ease in administration, tablets and capsules represent the most
30 advantageous oral dosage unit form, in which case solid pharmaceutical carriers are obviously employed. If desired, tablets may be sugar coated or enteric coated by standard techniques. For parenterals, the carrier will usually comprise sterile water, though other ingredients, for example, for purposes such as aiding solubility or for

preservation, may be included. Injectable suspensions may also be prepared, in which case appropriate liquid carriers, suspending agents and the like may be employed. In preparation for slow release, a slow release carrier, typically a polymeric carrier, and a compound of the present invention are first dissolved or dispersed in an organic solvent. The obtained organic solution is then added into an aqueous solution to obtain an oil-in-water-type emulsion. Preferably, the aqueous solution includes surface-active agent(s). Subsequently, the organic solvent is evaporated from the oil-in-water-type emulsion to obtain a colloidal suspension of particles containing the slow release carrier and the compound of the present invention.

10

The pharmaceutical compositions herein will contain, per dosage unit, e.g., tablet, capsule, powder, injection, teaspoonful and the like, an amount of the active ingredient necessary to deliver an effective dose as described above. The pharmaceutical compositions herein will contain, per unit dosage unit, e.g., tablet, capsule, powder, injection, suppository, teaspoonful and the like, from about 0.01 mg to 200 mg/kg of body weight per day. Preferably, the range is from about 0.03 to about 100 mg/kg of body weight per day, most preferably, from about 0.05 to about 10 mg/kg of body weight per day. The compound may be administered on a regimen of 1 to 5 times per day. The dosages, however, may be varied depending upon the requirement of the patients, the severity of the condition being treated and the compound(s) being employed. The use of either daily administration or post-periodic dosing may be employed.

15
20

25

Preferably these compositions are in unit dosage forms such as tablets, pills, capsules, powders, granules, sterile parenteral solutions or suspensions, metered aerosol or liquid sprays, drops, ampoules, auto-injector devices or suppositories; for oral parenteral, intranasal, sublingual or rectal administration, or for administration by inhalation or insufflation. Alternatively, the composition may be presented in a form suitable for once-weekly or once-monthly administration; for example, an insoluble salt of the active compound, such as the decanoate salt, may be adapted to provide a depot preparation for intramuscular injection. For preparing solid compositions such as tablets, the principal active ingredient is mixed with a pharmaceutical carrier, e.g. conventional tableting ingredients such as corn starch, lactose, sucrose, sorbitol, talc,

30

stearic acid, magnesium stearate, dicalcium phosphate or gums, and other pharmaceutical diluents, e.g. water, to form a solid preformulation composition containing a homogeneous mixture of a compound of the present invention, or a pharmaceutically acceptable salt thereof. When referring to these preformulation compositions as homogeneous, it is meant that the active ingredient is dispersed evenly throughout the composition so that the composition may be readily subdivided into equally effective dosage forms such as tablets, pills and capsules. This solid preformulation composition is then subdivided into unit dosage forms of the type described above containing from 0.1 to about 500 mg of the active ingredient of the present invention. The tablets or pills of the composition of the present invention can be coated or otherwise compounded to provide a dosage form affording the advantage of prolonged action. For example, the tablet or pill can comprise an inner dosage and an outer dosage component, the latter being in the form of an envelope over the former. The two components can be separated by an enteric layer which serves to resist disintegration in the stomach and permits the inner component to pass intact into the duodenum or to be delayed in release. A variety of material can be used for such enteric layers or coatings, such materials including a number of polymeric acids with such materials as shellac, acetyl alcohol and cellulose acetate.

The liquid forms in which a compound of the present invention may be incorporated for administration orally or by injection include, aqueous solutions, suitably flavored syrups, aqueous or oil suspensions, and flavored emulsions with edible oils such as cottonseed oil, sesame oil, coconut oil or peanut oil, as well as elixirs and similar pharmaceutical vehicles. Suitable dispersing or suspending agents for aqueous suspensions, include synthetic and natural gums such as tragacanth, acacia, alginate, dextran, sodium carboxymethylcellulose, methylcellulose, polyvinyl-pyrrolidone or gelatin. The liquid forms in suitably flavored suspending or dispersing agents may also include the synthetic and natural gums, for example, tragacanth, acacia, methylcellulose and the like. For parenteral administration, sterile suspensions and solutions are desired. Isotonic preparations which generally contain suitable preservatives are employed when intravenous administration is desired.

Advantageously, the compounds of the present invention may be administered in a single daily dose, or the total daily dosage may be administered in divided doses of two, three or four times daily. Furthermore, compounds of the present invention can be administered in intranasal form via topical use of suitable intranasal vehicles, or
5 via transdermal skin patches well known to those of ordinary skill in that art. To be administered in the form of a transdermal delivery system, the dosage administration will, of course, be continuous rather than intermittent throughout the dosage regimen.

For instance, for oral administration in the form of a tablet or capsule, the active drug
10 component can be combined with an oral, non-toxic pharmaceutically acceptable inert carrier such as ethanol, glycerol, water and the like. Moreover, when desired or necessary, suitable binders; lubricants, disintegrating agents and coloring agents can also be incorporated into the mixture. Suitable binders include, without limitation, starch, gelatin, natural sugars such as glucose or beta-lactose, corn sweeteners, natural
15 and synthetic gums such as acacia, tragacanth or sodium oleate, sodium stearate, magnesium stearate, sodium benzoate, sodium acetate, sodium chloride and the like. Disintegrators include, without limitation, starch, methyl cellulose, agar, bentonite, xanthan gum and the like.

20 The daily dosage of the products of the present invention may be varied over a wide range from 1 to 5000 mg per adult human per day. For oral administration, the compositions are preferably provided in the form of tablets containing, 0.01, 0.05, 0.1, 0.5, 1.0, 2.5, 5.0, 10.0, 15.0, 25.0, 50.0, 100, 150, 200, 250 and 500 milligrams of the active ingredient for the symptomatic adjustment of the dosage to the patient to be
25 treated. An effective amount of a compound of the present invention is ordinarily supplied at a dosage level of from about 0.01 mg/kg to about 200 mg/kg of body weight per day. Particularly, the range is from about 0.03 to about 15 mg/kg of body weight per day, and more particularly, from about 0.05 to about 10 mg/kg of body weight per day. The compounds of the present invention may be administered on a
30 regimen up to four or more times per day, preferably of 1 to 2 times per day.

Optimal dosages to be administered may be readily determined by those skilled in the art, and will vary with the particular compound used, the mode of administration, the

strength of the preparation, the mode of administration, and the advancement of the disease condition. In addition, factors associated with the particular patient being treated, including patient age, weight, diet and time of administration, will result in the need to adjust dosages.

5

The compounds of the present invention can also be administered in the form of liposome delivery systems, such as small unilamellar vesicles, large unilamellar vesicles, and multilamellar vesicles. Liposomes can be formed from a variety of lipids, including but not limited to amphipathic lipids such as phosphatidylcholines, sphingomyelins, phosphatidylethanolamines, phosphatidylcholines, cardiolipins, phosphatidylserines, phosphatidylglycerols, phosphatidic acids, phosphatidylinositols, diacyl trimethylammonium propanes, diacyl dimethylammonium propanes, and stearylamine, neutral lipids such as triglycerides, and combinations thereof. They may either contain cholesterol or may be cholesterol-free.

15

Another alternative method for administering the compounds of the invention may be by conjugating a compound to a targeting agent which directs the conjugate to its intended site of action, i.e., to vascular endothelial cells, or to tumor cells. Both antibody and non-antibody targeting agents may be used. Because of the specific interaction between the targeting agent and its corresponding binding partner, the compound of the present invention can be administered with high local concentrations at or near a target site and thus treats the disorder at the target site more effectively.

20

25

The antibody targeting agents include antibodies or antigen-binding fragments thereof, that bind to a targetable or accessible component of a tumor cell, tumor vasculature, or tumor stroma. The "targetable or accessible component" of a tumor cell, tumor vasculature or tumor stroma, is preferably a surface-expressed, surface-accessible or surface-localized component. The antibody targeting agents also include antibodies or antigen-binding fragments thereof, that bind to an intracellular component that is released from a necrotic tumor cell. Preferably such antibodies are monoclonal antibodies, or antigen-binding fragments thereof, that bind to insoluble intracellular antigen(s) present in cells that may be induced to be permeable, or in cell

30

ghosts of substantially all neoplastic and normal cells, but are not present or accessible on the exterior of normal living cells of a mammal.

As used herein, the term “antibody” is intended to refer broadly to any immunologic binding agent such as IgG, IgM, IgA, IgE, F(ab')₂, a univalent fragment such as Fab', Fab, Dab, as well as engineered antibodies such as recombinant antibodies, humanized antibodies, bispecific antibodies, and the like. The antibody can be either the polyclonal or the monoclonal, although the monoclonal is preferred. There is a very broad array of antibodies known in the art that have immunological specificity for the cell surface of virtually any solid tumor type (see, Summary Table on monoclonal antibodies for solid tumors in US Patent No. 5,855,866 to Thorpe et al). Methods are known to those skilled in the art to produce and isolate antibodies against tumor (see, US Patent No.5,855,866 to Thorpe et al., and US Patent No.6,34,2219 to Thorpe et al.).

Techniques for conjugating therapeutic moiety to antibodies are well known. (See, e.g., Amon et al., "Monoclonal Antibodies For Immunotargeting Of Drugs In Cancer Therapy", in Monoclonal Antibodies And Cancer Therapy, Reisfeld et al. (eds.), pp. 243- 56 (Alan R. Liss, Inc. 1985); Hellstrom et al., "Antibodies For Drug Delivery", in Controlled Drug Delivery (2nd Ed.), Robinson et al. (eds.), pp. 623-53 (Marcel Dekker, Inc. 1987); Thorpe, "Antibody Carriers Of Cytotoxic Agents In Cancer Therapy: A Review", in Monoclonal Antibodies '84: Biological And Clinical Applications, Pinchera et al. (eds.), pp. 475-506 (1985)). Similar techniques can also be applied to attach compounds of the invention to non-antibody targeting agents.

Those skilled in the art will know, or be able to determine, methods of forming conjugates with non-antibody targeting agents, such as small molecules, oligopeptides, polysaccharides, or other polyanionic compounds.

Although any linking moiety that is reasonably stable in blood, can be used to link the compounds of the present invention to the targeting agent, biologically-releasable bonds and/or selectively cleavable spacers or linkers are preferred. "Biologically-releasable bonds" and "selectively cleavable spacers or linkers" still have reasonable stability in the circulation, but are releasable, cleavable or hydrolyzable only or

preferentially under certain conditions, i.e., within a certain environment, or in contact with a particular agent. Such bonds include, for example, disulfide and trisulfide bonds and acid-labile bonds, as described in U.S. Pat. Nos. 5, 474,765 and 5,762,918 and enzyme-sensitive bonds, including peptide bonds, esters, amides, phosphodiester and glycosides as described in U.S. Pat. Nos. 5,474,765 and 5,762,918. Such selective-release design features facilitate sustained release of the compounds from the conjugates at the intended target site.

The present invention further provides a method of treating of a disorder related to C-KIT, particularly a tumor, comprising administering to a subject a therapeutically effective amount of a compound of the present invention conjugated to a targeting agent.

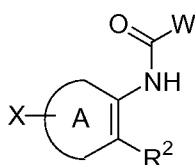
When proteins such as antibodies or growth factors, or polysaccharides are used as targeting agents, they are preferably administered in the form of injectable compositions. The injectable antibody solution will be administered into a vein, artery or into the spinal fluid over the course of from 2 minutes to about 45 minutes, preferably from 10 to 20 minutes. In certain cases, intradermal and intracavitary administration are advantageous for tumors restricted to areas close to particular regions of the skin and/or to particular body cavities. In addition, intrathecal administrations may be used for tumors located in the brain.

A therapeutically effective dose of a compound of the present invention conjugated to a targeting agent depends on the individual, the disease type, the disease state, the method of administration and other clinical variables. The effective dosages are readily determinable using data from animal models, including those presented herein.

While the foregoing specification teaches the principles of the present invention, with examples provided for the purpose of illustration, it will be understood that the practice of the invention encompasses all of the usual variations, adaptations and/or modifications as come within the scope of the following claims and their equivalents.

We claim:

1. A method of treating in a subject a disorder related to FLT3C-KIT comprising administering to the subject a therapeutically effective amount of a pharmaceutical composition comprising a compound of Formula I:



I

or a solvate, hydrate, tautomer or pharmaceutically acceptable salt thereof, wherein:

A is

phenyl or pyridyl, either of which may be substituted with one of chloro, fluoro, methyl, -N₃, -NH₂, -NH(alkyl), -N(alkyl)₂, -S(alkyl), -O(alkyl), or 4-aminophenyl;

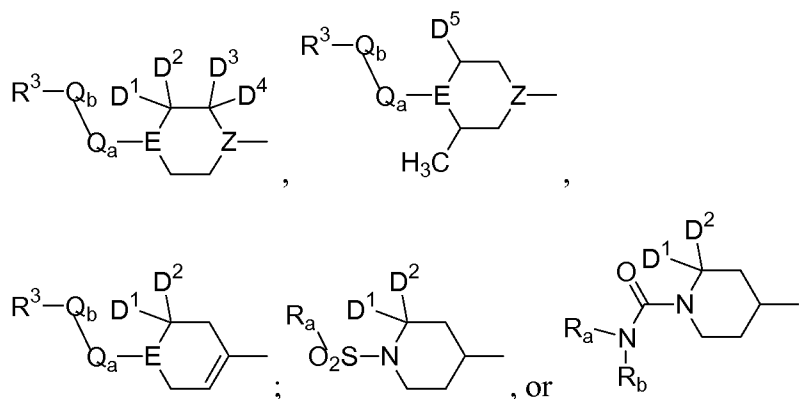
W is

pyrrolyl, imidazolyl, isoxazolyl, oxazolyl, 1,2,4 triazolyl, or furanyl, any of which may be connected through any carbon atom, wherein the pyrrolyl, imidazolyl, isoxazolyl, oxazolyl, 1,2,4 triazolyl, or furanyl may contain one -Cl, -CN, -NO₂, -OMe, or -CF₃ substitution, connected to any other carbon;

R² is

cycloalkyl, thiophenyl, dihydrosulfonopyranyl, phenyl, furanyl, tetrahydropyridyl, or dihydropyranyl, any of which may be independently substituted with one or two of each of the following: chloro, fluoro, and C₍₁₋₃₎alkyl, with the proviso that tetrahydropyridyl is connected to the ring A through a carbon-carbon bond;

X is



Z is

5 CH or N;

D¹ and D² are

each hydrogen or taken together form a double bond to an oxygen;

10 D³ and D⁴ are

each hydrogen or taken together form a double bond to an oxygen;

D⁵ is

15 hydrogen or -CH₃, wherein said -CH₃ may be relatively oriented *syn* or *anti*;

R_a and R_b are independently

hydrogen, cycloalkyl, haloalkyl, aryl, aralkyl, heteroaryl, or
heteroaralkyl;

20

E is

N, S, O, SO or SO₂, with the proviso that E may not be N if the
following three conditions are simultaneously met: Q_a is absent, Q_b is
absent, and R³ is an amino group or cyclic amino radical wherein the
25 point of attachment to E is N;

Q_a is

absent, -CH₂-, -CH₂CH₂-, or C(O);

Q_b is

absent, -NH-, -CH₂-, -CH₂CH₂-, or C(O), with the proviso that Q_b may not be C(O) if Q_a is C(O), and further provided that Q_b may not be -NH- if E is N and Q_a is absent, further provided that Q_b may not be -NH- if R³ is an amino group or cyclic amino radical wherein the point of attachment to Q_b is N;

R³ is

hydrogen, hydroxyalkylamino, (hydroxyalkyl)₂amino, alkylamino, aminoalkyl, dihydroxyalkyl, alkoxy, dialkylamino, hydroxyalkyl, -COOH, -CONH₂, -CN, -SO₂-alkyl-R⁴, -NH₂, or a 5 or six membered ring which contains at least one heteroatom *N* and may optionally contain an additional heteromoiety selected from *S*, SO₂, *N*, and *O*, and the 5 or 6 membered ring may be saturated, partially unsaturated or aromatic, wherein aromatic nitrogen in the 5 or 6 membered ring may be present as *N*-oxide, and the 5 or 6 membered ring may be optionally substituted with methyl, halogen, alkylamino, or alkoxy; R³ may also be absent, with the proviso that R³ is not absent when E is nitrogen;

R⁴ is

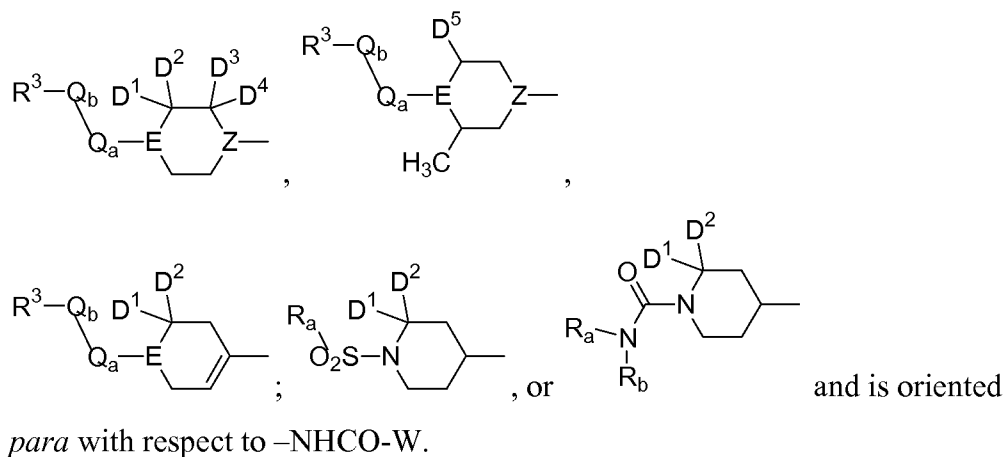
hydrogen, -OH, alkoxy, carboxy, carboxamido, or carbamoyl.

2. The method of claim 1, wherein

A is

phenyl or pyridyl;

X is

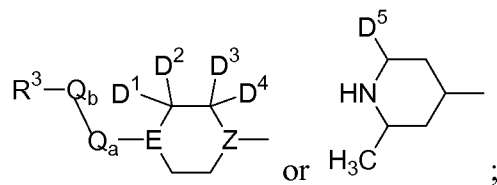


5 **3.** The method of claim 2 wherein W is 3*H*-2-imidazolyl-4-carbonitrile.

4. The method of claim 3 wherein R^2 is cyclohexenyl which may be substituted with one or two methyl groups.

10 **5.** The method of claim 4 wherein:

X is



Z is

CH;

15

D^1 and D^2 are

each hydrogen;

D^3 and D^4 are

20

each hydrogen;

D^5 is

-CH_3 , wherein said -CH_3 may be relatively oriented *syn* or *anti*;

25

E is

N;

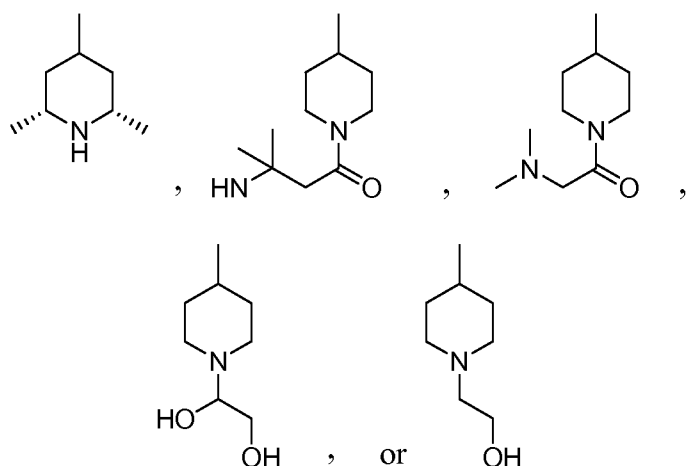
Q_b is

absent, $-\text{CH}_2-$, $-\text{CH}_2\text{CH}_2-$, or $\text{C}(\text{O})$, with the proviso that Q_b may not be $\text{C}(\text{O})$ if Q_a is $\text{C}(\text{O})$, further provided that Q_b may not be $-\text{NH}-$ if R^3 is an amino group or cyclic amino radical wherein the point of attachment to Q_b is N; and

R^3 is hydrogen, hydroxyalkylamino, (hydroxyalkyl)₂amino, alkylamino, aminoalkyl, dihydroxyalkyl, alkoxy, dialkylamino, hydroxyalkyl, $-\text{COOH}$, $-\text{CONH}_2$, $-\text{CN}$, $-\text{SO}_2\text{CH}_3$, $-\text{NH}_2$, pyridyl, pyridyl-N-oxide, or morpholinyl.

6. The method of claim 5 wherein:

X is



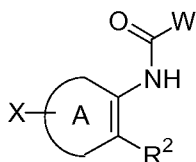
7. The method of claim 6, further comprising administration of a chemotherapeutic agent.

8. The method of claim 6, further comprising administration of gene therapy.

9. The method of claim 6, further comprising administration of immunotherapy.

10. The method of claim 6, further comprising administration of radiation therapy.

11. A method for reducing kinase activity of C-KIT in a cell comprising the step of contacting the cell with a compound of Formula I::



I

5

or a solvate, hydrate, tautomer or pharmaceutically acceptable salt thereof, wherein:

A is

phenyl or pyridyl, either of which may be substituted with one of chloro,
 10 fluoro, methyl, -N₃, -NH₂, -NH(alkyl), -N(alkyl)₂, -S(alkyl), -O(alkyl), or 4-aminophenyl;

W is

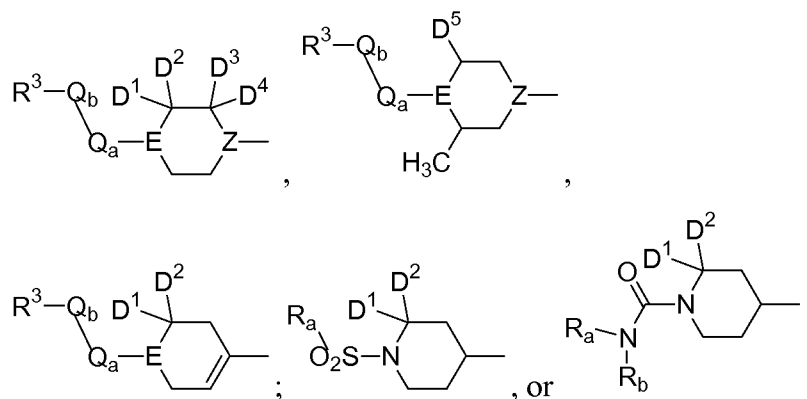
pyrrolyl, imidazolyl, isoxazolyl, oxazolyl, 1,2,4 triazolyl, or furanyl, any of
 15 which may be connected through any carbon atom, wherein the pyrrolyl, imidazolyl, isoxazolyl, oxazolyl, 1,2,4 triazolyl, or furanyl may contain one -Cl, -CN, -NO₂, -OMe, or -CF₃ substitution, connected to any other carbon;

R² is

20 cycloalkyl, thiophenyl, dihydrosulfonopyranyl, phenyl, furanyl, tetrahydropyridyl, or dihydropyranyl, any of which may be independently substituted with one or two of each of the following: chloro, fluoro, and C₍₁₋₃₎alkyl, with the proviso that tetrahydropyridyl is connected to the ring A through a carbon-carbon bond;

25

X is



Z is

5 CH or N;

D¹ and D² are

each hydrogen or taken together form a double bond to an oxygen;

10 D³ and D⁴ are

each hydrogen or taken together form a double bond to an oxygen;

D⁵ is

15 hydrogen or -CH₃, wherein said -CH₃ may be relatively oriented *syn* or *anti*;

R_a and R_b are independently

hydrogen, cycloalkyl, haloalkyl, aryl, aralkyl, heteroaryl, or
heteroaralkyl;

20

E is

N, S, O, SO or SO₂, with the proviso that E may not be N if the
following three conditions are simultaneously met: Q_a is absent, Q_b is
absent, and R³ is an amino group or cyclic amino radical wherein the
25 point of attachment to E is N;

Q_a is

absent, -CH₂-, -CH₂CH₂-, or C(O);

Q_b is

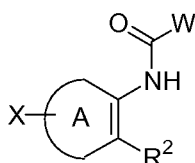
absent, -NH-, -CH₂-, -CH₂CH₂-, or C(O), with the proviso that Q_b may not be C(O) if Q_a is C(O), and further provided that Q_b may not be -NH- if E is N and Q_a is absent, further provided that Q_b may not be -NH- if R^3 is an amino group or cyclic amino radical wherein the point of attachment to Q_b is N;

R^3 is

hydrogen, hydroxyalkylamino, (hydroxyalkyl)₂amino, alkylamino, aminoalkyl, dihydroxyalkyl, alkoxy, dialkylamino, hydroxyalkyl, -COOH, -CONH₂, -CN, -SO₂-alkyl- R^4 , -NH₂, or a 5 or six membered ring which contains at least one heteroatom *N* and may optionally contain an additional heteromoiety selected from *S*, *SO*₂, *N*, and *O*, and the 5 or 6 membered ring may be saturated, partially unsaturated or aromatic, wherein aromatic nitrogen in the 5 or 6 membered ring may be present as *N*-oxide, and the 5 or 6 membered ring may be optionally substituted with methyl, halogen, alkylamino, or alkoxy; R^3 may also be absent, with the proviso that R^3 is not absent when E is nitrogen;

R^4 is hydrogen, -OH, alkoxy, carboxy, carboxamido, or carbamoyl.

12. A method for the treatment of a disorder related to C-KIT in a subject comprising administering to the subject a compound of Formula I:



I

or a solvate, hydrate, tautomer or pharmaceutically acceptable salt thereof, wherein:

A is

phenyl or pyridyl, either of which may be substituted with one of chloro, fluoro, methyl, $-N_3$, $-NH_2$, $-NH(alkyl)$, $-N(alkyl)_2$, $-S(alkyl)$, $-O(alkyl)$, or 4-aminophenyl;

5 W is

pyrrolyl, imidazolyl, isoxazolyl, oxazolyl, 1,2,4 triazolyl, or furanyl, any of which may be connected through any carbon atom, wherein the pyrrolyl, imidazolyl, isoxazolyl, oxazolyl, 1,2,4 triazolyl, or furanyl may contain one -Cl, $-CN$, $-NO_2$, $-OMe$, or $-CF_3$ substitution, connected to any other carbon;

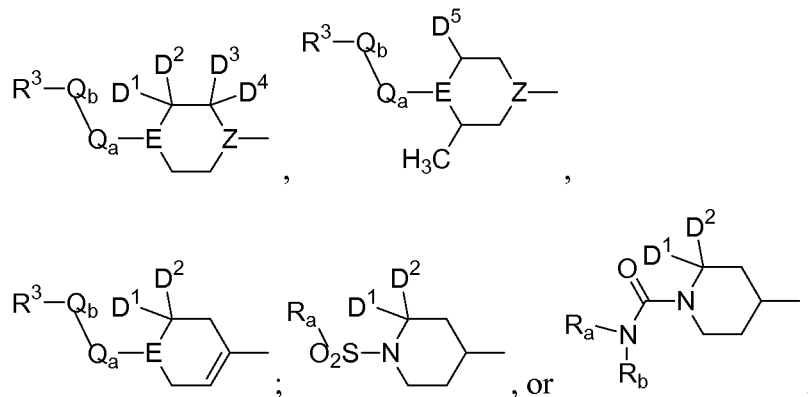
10

R^2 is

cycloalkyl, thiophenyl, dihydrosulfonopyranyl, phenyl, furanyl, tetrahydropyridyl, or dihydropyranyl, any of which may be independently substituted with one or two of each of the following: chloro, fluoro, and $C_{(1-3)}$ alkyl, with the proviso that tetrahydropyridyl is connected to the ring A through a carbon-carbon bond;

15

X is



Z is

CH or N;

25

D^1 and D^2 are

each hydrogen or taken together form a double bond to an oxygen;

D³ and D⁴ are

each hydrogen or taken together form a double bond to an oxygen;

D⁵ is

5 hydrogen or -CH₃, wherein said -CH₃ may be relatively oriented *syn* or *anti*;

R_a and R_b are independently

hydrogen, cycloalkyl, haloalkyl, aryl, aralkyl, heteroaryl, or

10 heteroaralkyl;

E is

N, S, O, SO or SO₂, with the proviso that E may not be N if the following three conditions are simultaneously met: Q_a is absent, Q_b is
15 absent, and R³ is an amino group or cyclic amino radical wherein the point of attachment to E is N;

Q_a is

absent, -CH₂-, -CH₂CH₂-, or C(O);

20

Q_b is

absent, -NH-, -CH₂-, -CH₂CH₂-, or C(O), with the proviso that Q_b may not be C(O) if Q_a is C(O), and further provided that Q_b may not be -NH- if E is N and Q_a is absent, further provided that Q_b may not be -NH- if R³ is an amino group or cyclic amino radical wherein the point of attachment to Q_b is N;

25

R³ is

30 hydrogen, hydroxyalkylamino, (hydroxyalkyl)₂amino, alkylamino, aminoalkyl, dihydroxyalkyl, alkoxy, dialkylamino, hydroxyalkyl, -COOH, -CONH₂, -CN, -SO₂-alkyl-R⁴, -NH₂, or a 5 or six membered ring which contains at least one heteroatom *N* and may optionally contain an additional heteromoiety selected from *S*, SO₂, *N*, and *O*, and

the 5 or 6 membered ring may be saturated, partially unsaturated or aromatic, wherein aromatic nitrogen in the 5 or 6 membered ring may be present as *N*-oxide, and the 5 or 6 membered ring may be optionally substituted with methyl, halogen, alkylamino, or alkoxy; R^3 may also be absent, with the proviso that R^3 is not absent when E is nitrogen;

R^4 is

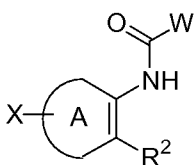
hydrogen, -OH, alkoxy, carboxy, carboxamido, or carbamoyl;

in a therapeutically effective amount by the controlled delivery by release from an intraluminal medical device of said compound.

13. The method of claim 11, wherein said intraluminal medical device comprises a stent.

14. The method of claim 12, wherein said intraluminal medical device comprises a stent.

15. A method of treating of a disorder related to C-KIT in a subject comprising administering to the subject a therapeutically effective amount of a compound of Formula I:



I

or a solvate, hydrate, tautomer or pharmaceutically acceptable salt thereof, wherein:

A is

phenyl or pyridyl, either of which may be substituted with one of chloro, fluoro, methyl, -N₃, -NH₂, -NH(alkyl), -N(alkyl)₂, -S(alkyl), -O(alkyl), or 4-aminophenyl;

W is

pyrrolyl, imidazolyl, isoxazolyl, oxazolyl, 1,2,4 triazolyl, or furanyl, any of which may be connected through any carbon atom, wherein the pyrrolyl, imidazolyl, isoxazolyl, oxazolyl, 1,2,4 triazolyl, or furanyl may contain one -

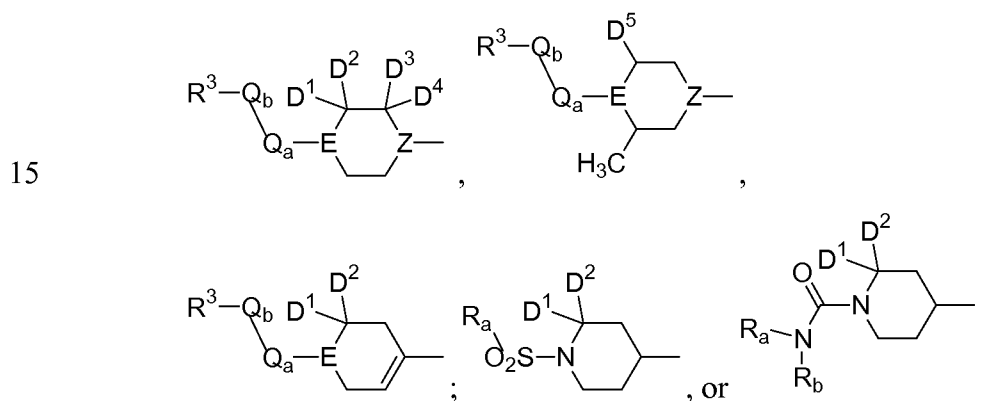
5 Cl, -CN, -NO₂, -OMe, or -CF₃ substitution, connected to any other carbon;

R² is

cycloalkyl, thiophenyl, dihydrosulfonopyranyl, phenyl, furanyl, tetrahydropyridyl, or dihydropyranyl, any of which may be independently

10 substituted with one or two of each of the following: chloro, fluoro, and C₍₁₋₃₎alkyl, with the proviso that tetrahydropyridyl is connected to the ring A through a carbon-carbon bond;

X is



Z is

CH or N;

D¹ and D² are

each hydrogen or taken together form a double bond to an oxygen;

D³ and D⁴ are

each hydrogen or taken together form a double bond to an oxygen;

D⁵ is

hydrogen or -CH₃, wherein said -CH₃ may be relatively oriented *syn* or *anti*;

R_a and R_b are independently

5 hydrogen, cycloalkyl, haloalkyl, aryl, aralkyl, heteroaryl, or heteroaralkyl;

E is

10 N, S, O, SO or SO₂, with the proviso that E may not be N if the following three conditions are simultaneously met: Q_a is absent, Q_b is absent, and R³ is an amino group or cyclic amino radical wherein the point of attachment to E is N;

Q_a is

15 absent, -CH₂-, -CH₂CH₂-, or C(O);

Q_b is

20 absent, -NH-, -CH₂-, -CH₂CH₂-, or C(O), with the proviso that Q_b may not be C(O) if Q_a is C(O), and further provided that Q_b may not be -NH- if E is N and Q_a is absent, further provided that Q_b may not be -NH- if R³ is an amino group or cyclic amino radical wherein the point of attachment to Q_b is N;

R³ is

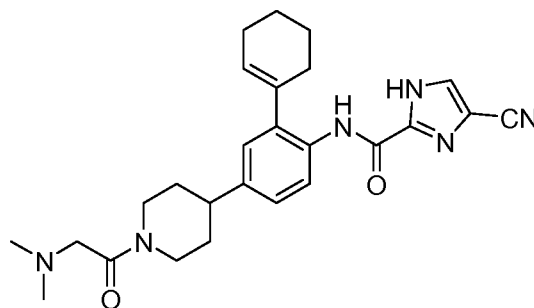
25 hydrogen, hydroxyalkylamino, (hydroxyalkyl)₂amino, alkylamino, aminoalkyl, dihydroxyalkyl, alkoxy, dialkylamino, hydroxyalkyl, -COOH, -CONH₂, -CN, -SO₂-alkyl-R⁴, -NH₂, or a 5 or six membered ring which contains at least one heteroatom *N* and may optionally contain an additional heteromoiety selected from *S*, SO₂, *N*, and *O*, and
30 the 5 or 6 membered ring may be saturated, partially unsaturated or aromatic, wherein aromatic nitrogen in the 5 or 6 membered ring may be present as *N*-oxide, and the 5 or 6 membered ring may be optionally substituted with methyl, halogen, alkylamino, or alkoxy; R³ may also be absent, with the proviso that R³ is not absent when E is nitrogen;

R^4 is

hydrogen, -OH, alkoxy, carboxy, carboxamido, or carbamoyl;

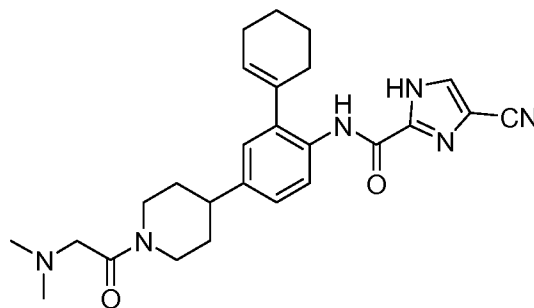
5 conjugated to a targeting agent.

16. A method for reducing kinase activity of C-KIT in a cell comprising the step of contacting the cell with a compound the compound of the present invention:



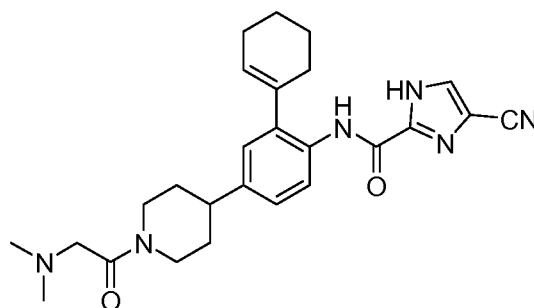
10 or a solvate, hydrate, tautomer or pharmaceutically acceptable salt thereof.

17. A method for inhibiting kinase activity of C-KIT in a cell comprising the step of contacting the cell with a compound of the present invention:



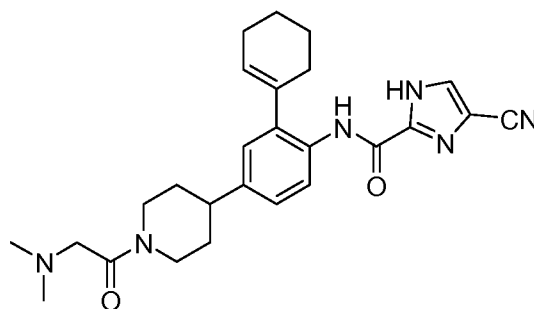
15 or a solvate, hydrate, tautomer or pharmaceutically acceptable salt thereof.

18. A method for reducing kinase activity of C-KIT in a subject comprising the step of administering a compound of the present invention:



or a solvate, hydrate, tautomer or pharmaceutically acceptable salt thereof, to the subject.

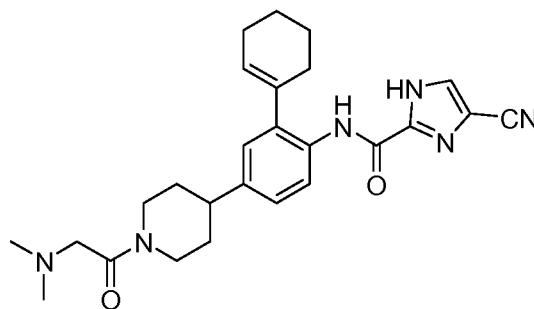
- 5 **19.** A method for inhibiting kinase activity of C-KIT in a subject comprising the step of administering a compound of the present invention:



10 or a solvate, hydrate, tautomer or pharmaceutically acceptable salt thereof, to the subject.

- 20.** A method for preventing in a subject a disorder related to C-KIT comprising administering to the subject a prophylactically effective amount of a pharmaceutical composition comprising a compound of the present invention:

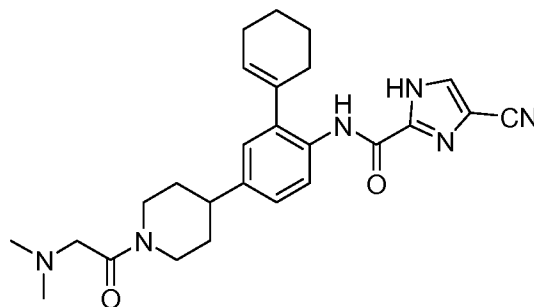
15



or a solvate, hydrate, tautomer or pharmaceutically acceptable salt thereof, and a pharmaceutically acceptable carrier.

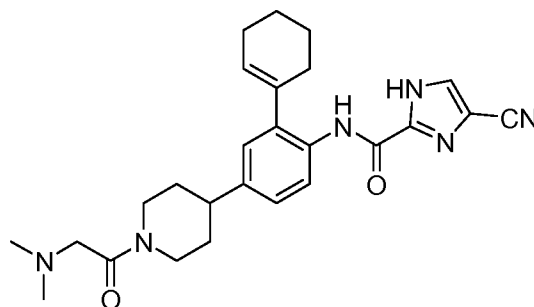
21. A method of treating in a subject a disorder related to C-KIT comprising administering to the subject a therapeutically effective amount of a pharmaceutical composition comprising a compound of the present invention:

5



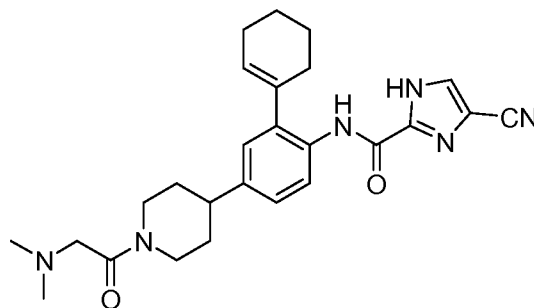
or a solvate, hydrate, tautomer or pharmaceutically acceptable salt thereof, and a pharmaceutically acceptable carrier.

- 10 22. The method of claim 21, further comprising administration of a chemotherapeutic agent.
23. The method of claim 21, further comprising administration of gene therapy.
- 15 24. The method of claim 21, further comprising administration of immunotherapy.
25. The method of claim 21, further comprising administration of radiation therapy.
- 20 26. A method for the treatment of a cell proliferative disorder in a subject comprising administering to the subject a compound of the present invention:



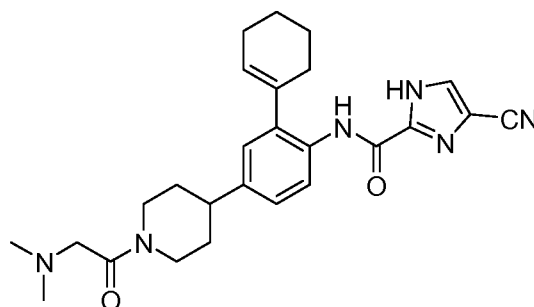
or a solvate, hydrate, tautomer or pharmaceutically acceptable salt thereof, in a therapeutically effective amount by the controlled delivery by release from an intraluminal medical device of said compound.

- 5 **27.** A method for the treatment of a disorder related to C-KIT in a subject comprising administering to the subject a compound of the present invention:



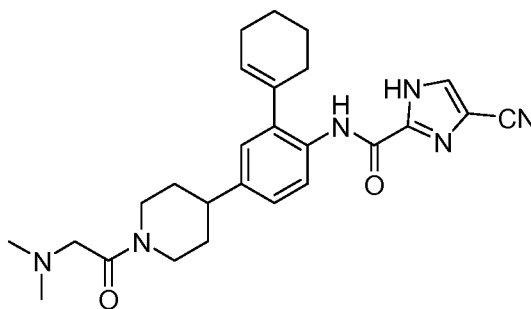
or a solvate, hydrate, tautomer or pharmaceutically acceptable salt thereof, in a therapeutically effective amount by the controlled delivery by release from an intraluminal medical device of said compound.

- 10 **28.** The method of claim 26, wherein said intraluminal medical device comprises a stent.
- 15 **29.** The method of claim 27, wherein said intraluminal medical device comprises a stent.
- 20 **30.** A method of treating of a cell proliferative disorder comprising administering to a subject a therapeutically effective amount of a compound of the present invention:



or a solvate, hydrate, tautomer or pharmaceutically acceptable salt thereof, conjugated to a targeting agent.

31. A method of treating of a disorder related to C-KIT comprising administering to a subject a therapeutically effective amount of a compound of the present invention:



5

or a solvate, hydrate, tautomer or pharmaceutically acceptable salt thereof, conjugated to a targeting agent.