



US00D637814S

(12) **United States Design Patent**  
**Akana et al.**

(10) **Patent No.:** **US D637,814 S**

(45) **Date of Patent:** **\*\* May 17, 2011**

(54) **CASE**

(75) Inventors: **Jody Akana**, San Francisco, CA (US);  
**Bartley K. Andre**, Menlo Park, CA  
(US); **Jeremy Bataillou**, San Francisco,  
CA (US); **Daniel J. Coster**, San  
Francisco, CA (US); **Daniele De Iulius**,  
San Francisco, CA (US); **Evans**  
**Hankey**, San Francisco, CA (US);  
**Richard P. Howarth**, San Francisco, CA  
(US); **Jonathan P. Ive**, San Francisco,  
CA (US); **Duncan Robert Kerr**, San  
Francisco, CA (US); **Shin Nishibori**,  
Portola Valley, CA (US); **Matthew Dean**  
**Rohrbach**, San Francisco, CA (US);  
**Peter Russell-Clarke**, San Francisco,  
CA (US); **Christopher J. Stringer**,  
Woodside, CA (US); **Eugene Antony**  
**Whang**, San Francisco, CA (US); **Rico**  
**Zorkendorfer**, San Francisco, CA (US)

D283,950 S \* 5/1986 Markowitz ..... D3/247  
4,718,550 A 1/1988 Johnson  
5,145,068 A 9/1992 Schmitz et al.  
D407,432 S 3/1999 Tell  
D459,887 S 7/2002 Johnson  
6,513,836 B2 2/2003 Li  
D514,862 S 2/2006 Fair  
D516,363 S 3/2006 Fair  
D523,078 S 6/2006 Ong  
D524,051 S 7/2006 Krueger  
D552,348 S 10/2007 Martin  
D553,415 S 10/2007 Steele  
D554,859 S 11/2007 Sides et al.  
D556,193 S 11/2007 Laituri et al.  
D559,907 S 1/2008 Howe  
D582,405 S 12/2008 Andre et al.  
D599,400 S \* 9/2009 Lapsker ..... D19/26

\* cited by examiner

*Primary Examiner* — Holly Baynham

(74) *Attorney, Agent, or Firm* — Sterne, Kessler, Goldstein  
& Fox PLLC

(73) Assignee: **Apple Inc.**, Cupertino, CA (US)

(\*\*) Term: **14 Years**

(21) Appl. No.: **29/353,322**

(22) Filed: **Jan. 6, 2010**

(51) **LOC (9) Cl.** ..... **03-01**

(52) **U.S. Cl.** ..... **D3/303**

(58) **Field of Classification Search** ..... D3/249–253,  
D3/273, 284, 303; D19/26; 190/109, 115;  
206/214

See application file for complete search history.

(56) **References Cited**

U.S. PATENT DOCUMENTS

4,432,827 A 2/1984 Graetz et al.  
4,501,361 A 2/1985 Rose, Jr.


(57) **CLAIM**

The ornamental design for a case, as shown and described.

**DESCRIPTION**

FIG. 1 is a top plan view of a case showing our new design. The case is shown in an open position with a flap for securing a device in the case, with the flap shown in an open position; FIG. 2 is another top plan view thereof with the flap in a closed position; FIG. 3 is a rear view thereof; and, FIG. 4 is a front perspective view thereof showing the case in a closed position; The broken line showing a portion of the case is included for the purpose of illustrating environment and forms no part of the claimed design.

**1 Claim, 2 Drawing Sheets**



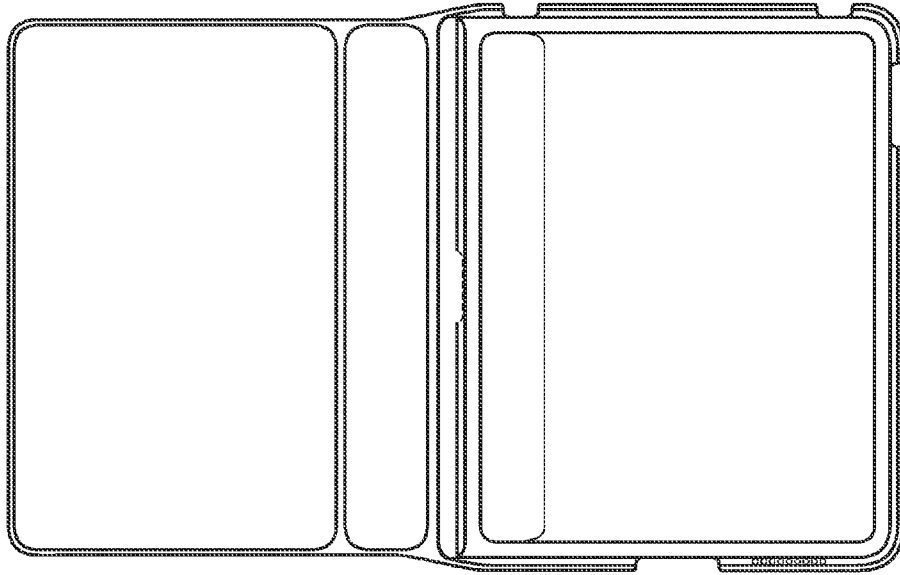


FIG. 2




FIG. 1

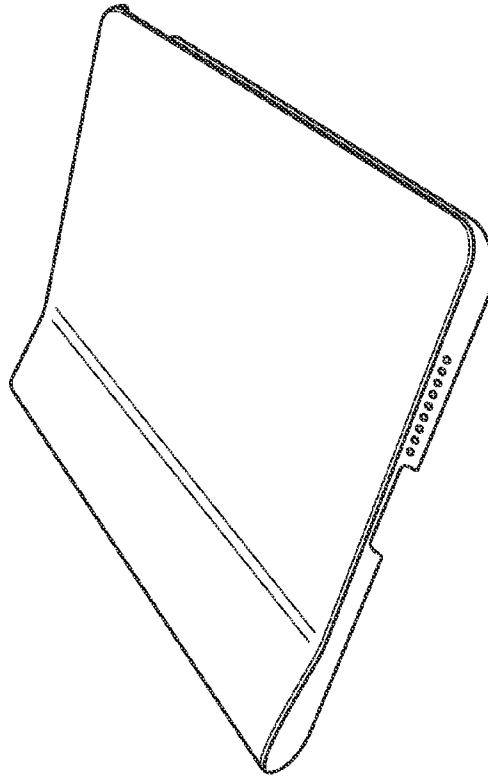


FIG. 4




FIG. 3