

(19) World Intellectual Property
Organization
International Bureau



(43) International Publication Date
5 February 2004 (05.02.2004)

PCT

(10) International Publication Number
WO 2004/011421 A1

(51) International Patent Classification⁷: C07C 317/46,
A61K 31/216, A61P 29/00

Québec H9H 3L1 (CA). DUFRESNE, Claude [CA/CA];
16711 Trans-Canada Highway, Kirkland, Québec H9H
3L1 (CA).

(21) International Application Number:
PCT/CA2003/001115

(74) Agent: OGILVY RENAULT; Suite 1600, 1981 McGill
College Avenue, Montreal, Québec H3A 2Y3 (CA).

(22) International Filing Date: 24 July 2003 (24.07.2003)

(25) Filing Language: English

(26) Publication Language: English

(30) Priority Data:
60/398,683 26 July 2002 (26.07.2002) US
60/435,341 20 December 2002 (20.12.2002) US

(81) Designated States (national): AE, AG, AL, AM, AT, AU,
AZ, BA, BB, BG, BR, BY, BZ, CA, CH, CN, CO, CR, CU,
CZ, DE, DK, DM, DZ, EC, EE, ES, FI, GB, GD, GE, GH,
GM, HR, HU, ID, IL, IN, IS, JP, KE, KG, KR, KZ, LC, LK,
LR, LS, LT, LU, LV, MA, MD, MG, MK, MN, MW, MX,
MZ, NI, NO, NZ, OM, PG, PH, PL, PT, RO, RU, SC, SD,
SE, SG, SK, SL, SY, TJ, TM, TN, TR, TT, TZ, UA, UG,
US, UZ, VC, VN, YU, ZA, ZM, ZW.

(71) Applicant (for all designated States except US):
MERCK FROSST CANADA & CO. [CA/CA]; 16711
Trans-Canada Highway, Kirkland, Québec H9H 3L1 (CA).

(84) Designated States (regional): ARIPO patent (GH, GM,
KE, LS, MW, MZ, SD, SL, SZ, TZ, UG, ZM, ZW),
Eurasian patent (AM, AZ, BY, KG, KZ, MD, RU, TJ, TM),
European patent (AT, BE, BG, CH, CY, CZ, DE, DK, EE,
ES, FI, FR, GB, GR, HU, IE, IT, LU, MC, NL, PT, RO,
SE, SI, SK, TR), OAPI patent (BF, BJ, CF, CG, CI, CM,
GA, GN, GQ, GW, ML, MR, NE, SN, TD, TG).

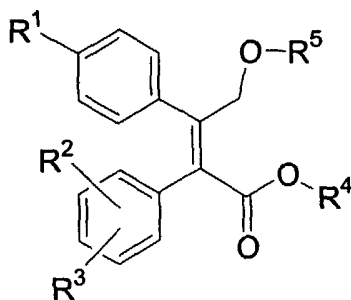
(72) Inventors; and
(75) Inventors/Applicants (for US only): BERTHELETTE,
Carl [CA/CA]; 16711 Trans-Canada Highway, Kirk-
land, Québec H9H 3L1 (CA). LACHANCE, Nicholas
[CA/CA]; 16711 Trans-Canada Highway, Kirkland,
Québec H9H 3L1 (CA). LI, Lianhai [CN/CA]; 16711
Trans-Canada Highway, Kirkland, Québec H9H 3L1 (CA).
STURINO, Claudio [CA/CA]; 16711 Trans-Canada
Highway, Kirkland, Québec H9H 3L1 (CA). WANG,
Zhaoyin [CA/CA]; 16711 Trans-Canada Highway,
Kirkland, Québec H9H 3L1 (CA). YOUNG, Robert,
N. [CA/CA]; 16711 Trans-Canada Highway, Kirkland,

Published:
— with international search report
— before the expiration of the time limit for amending the
claims and to be republished in the event of receipt of
amendments

For two-letter codes and other abbreviations, refer to the "Guid-
ance Notes on Codes and Abbreviations" appearing at the begin-
ning of each regular issue of the PCT Gazette.



(54) Title: NITRIC OXIDE RELEASING PRODRUGS OF DIARYL-2-(5H)-FURANONES AS CYCLOOXYGENASE-2 INHIBITORS



(I)

(57) Abstract: The invention encompasses novel compounds of Formula I, which are nitric oxide-releasing prodrugs of diaryl-2-(5H) furanones useful in the treatment of cyclooxygenase-2 mediated diseases. The invention also encompasses certain pharmaceutical compositions and methods for treatment of cyclooxygenase-2 mediated diseases comprising the use of compounds of Formula I. The above compounds may be used as a combination therapy with low-dose aspirin to treat chronic cyclooxygenase-2 mediated diseases or conditions while simultaneously reducing the risk of thrombotic cardiovascular events.

WO 2004/011421 A1

TITLE OF THE INVENTION

NITRIC OXIDE RELEASING PRODRUGS OF DIARYL-2-(5H)-FURANONES AS
CYCLOOXYGENASE-2 INHIBITORS

5 BACKGROUND OF THE INVENTION

Selective inhibitors of cyclooxygenase-2 are a sub-class of the class of drugs known as non-steroidal antiinflammatory drugs (NSAIDs). The NSAIDs are active in reducing the prostaglandin-induced pain and swelling associated with the inflammation process but are also active in affecting other prostaglandin-regulated
10 processes not associated with the inflammation process. Thus, use of high doses of most common NSAIDs can produce severe side effects, including life threatening ulcers, that limit their therapeutic potential. An alternative to NSAIDs is the use of corticosteroids, which have even more drastic side effects, especially when long term therapy is involved.

15 Previous NSAIDs have been found to prevent the production of prostaglandin by inhibiting enzymes in the human arachidonic acid/prostaglandin pathway including the enzyme cyclooxygenase (COX). The discovery that there are two isoforms of the COX enzyme, the first, COX-1, being involved with physiological functions and the second, COX-2, being induced in inflamed tissue, has
20 given rise to a new approach. While conventional NSAIDs block both forms of the enzyme, the identification of the inducible COX-2 enzyme associated with inflammation has provided a viable target of inhibition which more effectively reduces inflammation and produces fewer and less drastic side effects. Many compounds which have activity as COX-2 inhibitors have been identified, including
25 rofecoxib (VIOXX[®]), etoricoxib (ARCOXIA[™]), celecoxib (CELEBREX[®]) and valdecoxib (BEXTRA[™]), and much research continues in this area.

Many patients with a chronic cyclooxygenase-2 mediated disease or condition are elderly and thus are at increased risk for thrombotic cardiovascular events, such as stroke, myocardial ischemia, myocardial infarction, angina pectoris,
30 transient ischemic attack (TIA; amaurosis fugax), reversible ischemic neurologic deficits, and any similar thrombotic event in any vascular bed (splanchnic, renal, aortic, peripheral, etc.). Moreover, there is evidence that patients with chronic inflammatory conditions, such as rheumatoid arthritis and systemic lupus erythematosus are at increased risk for thrombotic cardiovascular events. Thus, it is

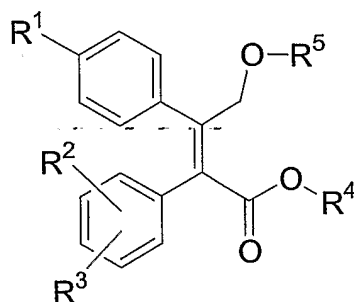
desirable that such patients receive appropriate therapy to reduce their risk of such events.

NO-releasing forms of non-steroidal anti-inflammatory drugs are known in the art and are reported to have improved gastrointestinal and cardiovascular safety profiles over their conventional NSAID counterparts. Furthermore, NO-releasing forms of selective cyclooxygenase-2 selective inhibitors are disclosed in WO 01/45703, published on June 28, 2001.

The present invention provides for novel nitrosated or nitrosylated prodrugs for cyclooxygenase-2 selective inhibitors that are useful for treating cyclooxygenase-2 mediated diseases or conditions which can be administered alone or in combination with low-dose aspirin. Thus, the invention provides for a clearly superior profile than that hitherto obtainable in that it provides efficacy in treating chronic cyclooxygenase-2 mediated diseases or conditions, effectively reducing the risk of thrombotic cardiovascular events and possibly renal side effects and at the same time reduces the risk of GI ulceration or bleeding.

SUMMARY OF THE INVENTION

The invention encompasses novel compounds of Formula I, which are nitric oxide-releasing prodrugs of diaryl-2-(5H) furanones useful in the treatment of cyclooxygenase-2 mediated diseases.

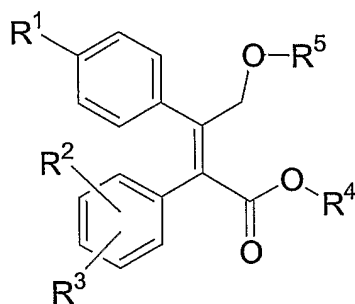


The invention also encompasses certain pharmaceutical compositions and methods for treatment of cyclooxygenase-2 mediated diseases comprising the use of compounds of Formula I. The above compounds may be used as a combination therapy with low-dose aspirin to treat chronic cyclooxygenase-2 mediated diseases or conditions while simultaneously reducing the risk of thrombotic cardiovascular events.

DETAILED DESCRIPTION OF THE INVENTION

The invention encompasses the novel compound of Formula I as a prodrug which converts in vivo to diaryl-2-(5H)-furanones useful in the treatment of cyclooxygenase-2 mediated diseases

5



I

or a pharmaceutically acceptable salt thereof, wherein

10

R¹ is selected from the group consisting of:

- (a) S(O)₂CH₃,
- (b) S(O)₂NH₂,
- (c) S(O)₂NHC(O)CF₃,
- 15 (d) S(O)(NH)CH₃,
- (e) S(O)(NH)NH₂,
- (f) S(O)(NH)NHC(O)CF₃,
- (g) P(O)(CH₃)OH, and
- (h) P(O)(CH₃)NH₂;

20 R² and R³ each are independently selected from the group consisting of:

- (a) hydrogen,
- (b) halo,
- (c) C₁₋₆alkoxy,
- (d) C₁₋₆alkylthio,
- 25 (e) CN,
- (f) CF₃,
- (g) C₁₋₆alkyl, and
- (h) N₃;

R⁴ is selected from the group consisting of

- (a) hydrogen,
- (b) C₁₋₆alkyl, optionally substituted with 1-3 substituents independently selected from the group consisting of:
- 5 (i) halo,
- (ii) phenyl, naphthyl or HET¹, each of said phenyl, naphthyl or HET¹ being optionally substituted with 1-3 substituents independently selected from the group consisting of: halo, C₁₋₆alkyl, C₁₋₆alkoxy, C₁₋₆alkylthio, OH, CN, CF₃, and CO₂R⁶,
- 10 (iii) N(Rⁱ)Rⁱⁱ, wherein Rⁱ and Rⁱⁱ are each independently selected from the group consisting of hydrogen and C₁₋₄alkyl,
- (iv) -CO₂Rⁱⁱⁱ, wherein Rⁱⁱⁱ is hydrogen or C₁₋₄alkyl,
- (c) phenyl, naphthyl or HET², each optionally substituted with 1-3 substituents independently selected from the group consisting of: halo, C₁₋₆alkyl, C₁₋₆alkoxy, C₁₋₆alkylthio, OH, CN, CF₃, and CO₂R⁶;

15

R⁵ is selected from the group consisting of:

- (a) -NO_s,
- (b) -C(O)-E-C₁₋₁₀alkyl-W-NO_s,
- (c)
- 20
$$\text{---C} \begin{array}{c} \text{O} \\ \parallel \end{array} \text{---E---C}_{0-6}\text{alkyl---Ar---C}_{0-6}\text{alkyl---W---NO}_s,$$
- $(\text{R}^a)_{0-3}$

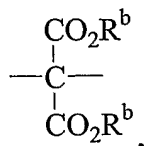
wherein:

each s is independently 1 or 2,

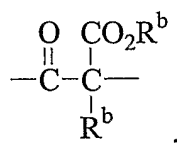
E is a bond, oxygen, sulfur or -C(O)-O-,

each W is independently selected from the group consisting of:

- 25 (1) oxygen,
- (2) sulfur,
- (3)



(4)



Ar is selected from the group consisting of: phenyl, naphthyl and HET³,

each R^a is independently selected from the group consisting of:

- 5
- (1) halo,
 - (2) C₁₋₆alkyl,
 - (3) C₁₋₆alkoxy,
 - (4) C₁₋₆alkylthio,
 - (5) OH,
 - 10 (6) CN,
 - (7) CF₃,
 - (8) CO₂R⁷, and
 - (9) C₀₋₆alkyl-W-NO₂;

each R^b is independently selected from the group consisting of:

- 15
- (1) C₁₋₆alkyl, optionally substituted with 1-3 halo groups or optionally substituted with phenyl, naphthyl or HET⁴, each of said phenyl, naphthyl or HET⁴ being optionally substituted with 1-3 substituents independently selected from the group consisting of: halo, C₁₋₆alkyl, C₁₋₆alkoxy, C₁₋₆alkylthio, OH, CN, CF₃, and CO₂R⁸; and
 - 20 (2) phenyl, naphthyl or HET⁵, each optionally substituted with 1-3 substituents independently selected from the group consisting of: halo, C₁₋₆alkyl, C₁₋₆alkoxy, C₁₋₆alkylthio, OH, CN, CF₃, and CO₂R⁸;

25

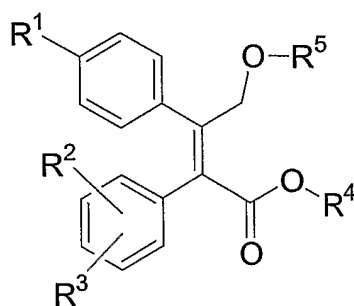
R⁶, R⁷ and R⁸ are each independently selected from the group consisting of

- (a) hydrogen,
- (b) C₁₋₆alkyl; and

30 HET¹, HET², HET³, HET⁴ and HET⁵ are each independently selected from the group consisting of: benzimidazolyl, benzofuranyl, benzopyrazolyl, benzotriazolyl, benzothiophenyl, benzoxazolyl, carbazolyl, carbolinyl, cinnolinyl, furanyl, imidazolyl,

indolinyl, indolyl, indolaziny, indazolyl, isobenzofuranyl, isoindolyl, isoquinolyl, isothiazolyl, isoxazolyl, naphthyridinyl, oxadiazolyl, oxazolyl, pyrazinyl, pyrazolyl, pyridopyridinyl, pyridazinyl, pyridyl, pyrimidyl, pyrrolyl, quinazoliny, quinolyl, quinoxaliny, thiadiazolyl, thiazolyl, thienyl, triazolyl, azetidiny, 1,4-dioxanyl,
 5 hexahydroazepiny, piperazinyl, piperidiny, pyrrolidiny, morpholinyl, thiomorpholinyl, dihydrobenzimidazolyl, dihydrobenzofuranyl, dihydrobenzothiophenyl, dihydrobenzoxazolyl, dihydrofuranyl, dihydroimidazolyl, dihydroindolyl, dihydroisooxazolyl, dihydroisothiazolyl, dihydrooxadiazolyl, dihydrooxazolyl, dihydropyrazinyl, dihydropyrazolyl, dihydropyridinyl,
 10 dihydropyrimidinyl, dihydropyrrolyl, dihydroquinolinyl, dihydrotetrazolyl, dihydrothiadiazolyl, dihydrothiazolyl, dihydrothienyl, dihydrotriazolyl, dihydroazetidiny, methylenedioxybenzoyl, tetrahydrofuranly, and tetrahydrothienyl.

The invention also encompasses a compound of Formula I



I

or a pharmaceutically acceptable salt thereof wherein

20 R¹ is selected from the group consisting of:

- (a) S(O)₂CH₃,
- (b) S(O)₂NH₂,
- (c) S(O)₂NHC(O)CF₃,
- (d) S(O)(NH)CH₃,
- 25 (e) S(O)(NH)NH₂,
- (f) S(O)(NH)NHC(O)CF₃,
- (g) P(O)(CH₃)OH, and
- (h) P(O)(CH₃)NH₂;

R² and R³ each are independently selected from the group consisting of:

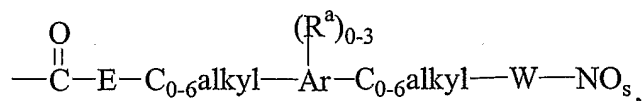
- 5 (a) hydrogen,
 (b) halo,
 (c) C₁₋₆alkoxy,
 (d) C₁₋₆alkylthio,
 (e) CN,
 (f) CF₃,
 (g) C₁₋₆alkyl, and
 (h) N₃;

R⁴ is selected from the group consisting of

- 10 (a) hydrogen,
 (b) C₁₋₆alkyl, optionally substituted with 1-3 halo groups or optionally substituted with phenyl, naphthyl or HET¹, each of said phenyl, naphthyl or HET¹ being optionally substituted with 1-3 substituents independently selected from the group consisting of: halo, C₁₋₆alkyl,
 15 C₁₋₆alkoxy, C₁₋₆alkylthio, OH, CN, CF₃, and CO₂R⁶;
 (c) phenyl, naphthyl or HET², each optionally substituted with 1-3 substituents independently selected from the group consisting of: halo, C₁₋₆alkyl, C₁₋₆alkoxy, C₁₋₆alkylthio, OH, CN, CF₃, and CO₂R⁶;

20 R⁵ is selected from the group consisting of:

- (a) -NO_s,
 (b) -C(O)-E-C₁₋₁₀alkyl-W-NO_s,
 (c)



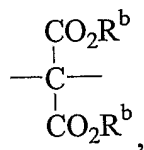
25 wherein:

each s is independently 1 or 2,

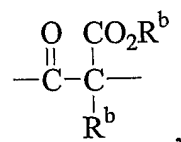
E is a bond, oxygen, sulfur or -C(O)-O-,

each W is independently selected from the group consisting of:

- 30 (1) oxygen,
 (2) sulfur,
 (3)



(4)



Ar is selected from the group consisting of: phenyl, naphthyl and HET³,

5

each R^a is independently selected from the group consisting of:

- (1) halo,
- (2) C₁₋₆alkyl,
- (3) C₁₋₆alkoxy,
- 10 (4) C₁₋₆alkylthio,
- (5) OH,
- (6) CN,
- (7) CF₃,
- (8) CO₂R⁷, and
- 15 (9) C₀₋₆alkyl-W-NO_s;

each R^b is independently selected from the group consisting of:

- (1) C₁₋₆alkyl, optionally substituted with 1-3 halo groups or optionally substituted with phenyl, naphthyl or HET⁴, each of said phenyl, naphthyl or HET⁴ being optionally substituted with 1-3 substituents independently selected from the group consisting of: halo, C₁₋₆alkyl, C₁₋₆alkoxy, C₁₋₆alkylthio, OH, CN, CF₃, and CO₂R⁸; and
- 20 (2) phenyl, naphthyl or HET⁵, each optionally substituted with 1-3 substituents independently selected from the group consisting of: halo, C₁₋₆alkyl, C₁₋₆alkoxy, C₁₋₆alkylthio, OH, CN, CF₃, and CO₂R⁸;
- 25

R⁶, R⁷ and R⁸ are each independently selected from the group consisting of

- (a) hydrogen,
- 30 (b) C₁₋₆alkyl; and

HET¹, HET², HET³, HET⁴ and HET⁵ are each independently selected from the group consisting of: benzimidazolyl, benzofuranyl, benzopyrazolyl, benzotriazolyl, benzothiophenyl, benzoxazolyl, carbazolyl, carbolinyl, cinnolinyl, furanyl, imidazolyl, 5 indolinyl, indolyl, indolazinyl, indazolyl, isobenzofuranyl, isoindolyl, isoquinolyl, isothiazolyl, isoxazolyl, naphthyridinyl, oxadiazolyl, oxazolyl, pyrazinyl, pyrazolyl, pyridopyridinyl, pyridazinyl, pyridyl, pyrimidyl, pyrrolyl, quinazoliny, quinolyl, quinoxaliny, thiadiazolyl, thiazolyl, thienyl, triazolyl, azetidiny, 1,4-dioxanyl, hexahydroazepiny, piperazinyl, piperidinyl, pyrrolidinyl, morpholinyl, 10 thiomorpholinyl, dihydrobenzimidazolyl, dihydrobenzofuranyl, dihydrobenzothiophenyl, dihydrobenzoxazolyl, dihydrofuranyl, dihydroimidazolyl, dihydroindolyl, dihydroisooxazolyl, dihydroisothiazolyl, dihydrooxadiazolyl, dihydrooxazolyl, dihydropyrazinyl, dihydropyrazolyl, dihydropyridinyl, dihydropyrimidinyl, dihydropyrrolyl, dihydroquinolinyl, dihydrotetrazolyl, 15 dihydrothiadiazolyl, dihydrothiazolyl, dihydrothienyl, dihydrotriazolyl, dihydroazetidiny, methylenedioxybenzoyl, tetrahydrofuranyl, and tetrahydrothienyl.

The present compounds are nitric oxide releasing prodrugs which liberate nitric oxide and diaryl-2-(5H)-furanones useful as cyclooxygenase-2 selective inhibitors, such as rofecoxib, *in vivo* and can be administered alone or in combination 20 with low dose aspirin. Thus, the invention provides for a clearly superior profile than that hitherto obtainable in that it provides efficacy in treating chronic cyclooxygenase-2 mediated diseases or conditions, effectively reducing the risk of thrombotic cardiovascular events and renal side effects and at the same time reduces the risk of GI ulceration or bleeding.

25 An embodiment of the invention encompasses a compound of Formula I wherein :

R¹ is S(O)₂CH₃, and

30 R² and R³ are both hydrogen.

Within this embodiment of the invention is encompassed a compound of Formula I wherein:

R⁴ is C₁₋₆alkyl, optionally substituted with 1-3 halo groups or optionally substituted with phenyl, naphthyl or HET¹, each of said phenyl, naphthyl or HET¹ being optionally substituted with 1-3 substituents independently selected from the group consisting of: halo, C₁₋₆alkyl, C₁₋₆alkoxy, C₁₋₆alkylthio, OH, CN, CF₃, and
5 CO₂R⁶;

R⁶ is selected from the group consisting of

- (a) hydrogen,
- (b) C₁₋₆alkyl; and

10

HET¹ is selected from the group consisting of: benzimidazolyl, benzofuranyl, benzopyrazolyl, benzotriazolyl, benzothiophenyl, benzoxazolyl, carbazolyl, carbolinyl, cinnolinyl, furanyl, imidazolyl, indolinyl, indolyl, indolaziny, indazolyl, isobenzofuranyl, isoindolyl, isoquinolyl, isothiazolyl, isoxazolyl, naphthyridinyl,
15 oxadiazolyl, oxazolyl, pyrazinyl, pyrazolyl, pyridopyridinyl, pyridazinyl, pyridyl, pyrimidyl, pyrrolyl, quinazoliny, quinolyl, quinoxaliny, thiadiazolyl, thiazolyl, thienyl, triazolyl, azetidiny, 1,4-dioxanyl, hexahydroazepiny, piperazinyl, piperidinyl, pyrrolidinyl, morpholinyl, thiomorpholinyl, dihydrobenzimidazolyl, dihydrobenzofuranyl, dihydrobenzothiophenyl, dihydrobenzoxazolyl, dihydrofuranyl,
20 dihydroimidazolyl, dihydroindolyl, dihydroisooxazolyl, dihydroisothiazolyl, dihydrooxadiazolyl, dihydrooxazolyl, dihydropyrazinyl, dihydropyrazolyl, dihydropyridinyl, dihydropyrimidinyl, dihydropyrrolyl, dihydroquinolinyl, dihydrotetrazolyl, dihydrothiadiazolyl, dihydrothiazolyl, dihydrothienyl, dihydrotriazolyl, dihydroazetidiny, methylenedioxybenzoyl, tetrahydrofuranyl, and
25 tetrahydrothienyl. Further within this embodiment of the invention is encompassed a compound of Formula I wherein R⁴ is methyl, ethyl, propyl or isopropyl.

Another embodiment of the invention encompasses a compound of Formula I wherein:

30 R¹ is S(O)₂CH₃;

R² and R³ are both hydrogen;

R⁴ is phenyl, naphthyl or HET², each optionally substituted with 1-3 substituents independently selected from the group consisting of: halo, C₁₋₆alkyl, C₁₋₆alkoxy, C₁₋₆alkylthio, OH, CN, CF₃, and CO₂R⁶;

5 R⁶ is selected from the group consisting of

- (a) hydrogen,
- (b) C₁₋₆alkyl; and

HET² is selected from the group consisting of: benzimidazolyl, benzofuranyl,
10 benzopyrazolyl, benzotriazolyl, benzothiophenyl, benzoxazolyl, carbazolyl,
carbolinyl, cinnolinyl, furanyl, imidazolyl, indolinyl, indolyl, indolazinyl, indazolyl,
isobenzofuranyl, isoindolyl, isoquinolyl, isothiazolyl, isoxazolyl, naphthyridinyl,
oxadiazolyl, oxazolyl, pyrazinyl, pyrazolyl, pyridopyridinyl, pyridazinyl, pyridyl,
pyrimidyl, pyrrolyl, quinazoliny, quinolyl, quinoxaliny, thiadiazolyl, thiazolyl,
15 thienyl, triazolyl, azetidiny, 1,4-dioxanyl, hexahydroazepiny, piperazinyl,
piperidinyl, pyrrolidinyl, morpholinyl, thiomorpholinyl, dihydrobenzimidazolyl,
dihydrobenzofuranyl, dihydrobenzothiophenyl, dihydrobenzoxazolyl, dihydrofuranyl,
dihydroimidazolyl, dihydroindolyl, dihydroisooxazolyl, dihydroisothiazolyl,
dihydrooxadiazolyl, dihydrooxazolyl, dihydropyrazinyl, dihydropyrazolyl,
20 dihydropyridinyl, dihydropyrimidinyl, dihydropyrrolyl, dihydroquinolinyl,
dihydrotetrazolyl, dihydrothiadiazolyl, dihydrothiazolyl, dihydrothienyl,
dihydrotriazolyl, dihydroazetidiny, methylenedioxybenzoyl, tetrahydrofuranyl, and
tetrahydrothienyl.

Another embodiment of the invention encompasses a compound of
25 Formula I wherein:

R¹ is S(O)₂CH₃;

R² and R³ are both hydrogen;

30

R⁵ is -NO_s; and

s is 1 or 2.

Another embodiment of the invention encompasses a compound of Formula I wherein:

R¹ is S(O)₂CH₃;

5

R² and R³ are both hydrogen;

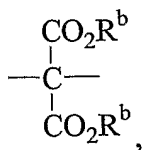
R⁵ is -C(O)-E-C₁₋₁₀alkyl-W-NO_s, wherein:

10 s is 1 or 2,

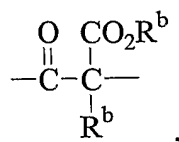
E is a bond, oxygen, sulfur or -C(O)-O-,

W is selected from the group consisting of:

- 15 (1) oxygen,
 (2) sulfur,
 (3)



(4)



20

each R^b is independently selected from the group consisting of:

- 25 (1) C₁₋₆alkyl, optionally substituted with 1-3 halo groups or optionally substituted with phenyl, naphthyl or HET⁴, each of said phenyl, naphthyl or HET⁴ being optionally substituted with 1-3 substituents independently selected from the group consisting of: halo, C₁₋₆alkyl, C₁₋₆alkoxy, C₁₋₆alkylthio, OH, CN, CF₃, and CO₂R⁸; and
- 30 (2) phenyl, naphthyl or HET⁵, each optionally substituted with 1-3 substituents independently selected from the group consisting of: halo, C₁₋₆alkyl, C₁₋₆alkoxy, C₁₋₆alkylthio, OH, CN, CF₃, and CO₂R⁸;

R⁸ is selected from the group consisting of

- (a) hydrogen and
- (b) C₁₋₆alkyl; and

5

HET⁴ and HET⁵ are each independently selected from the group consisting of:

benzimidazolyl, benzofuranyl, benzopyrazolyl, benzotriazolyl, benzothiophenyl,
 benzoxazolyl, carbazolyl, carbolinyl, cinnolinyl, furanyl, imidazolyl, indolinyl,
 indolyl, indolazinyll, indazolyl, isobenzofuranyl, isoindolyl, isoquinolyl, isothiazolyl,
 10 isoxazolyl, naphthyridinyl, oxadiazolyl, oxazolyl, pyrazinyl, pyrazolyl,
 pyridopyridinyl, pyridazinyl, pyridyl, pyrimidyl, pyrrolyl, quinazolinyll, quinolyl,
 quinoxalinyll, thiadiazolyl, thiazolyl, thienyl, triazolyl, azetidinyll, 1,4-dioxanyl,
 hexahydroazepinyll, piperazinyl, piperidinyl, pyrrolidinyl, morpholinyl,
 thiomorpholinyl, dihydrobenzimidazolyl, dihydrobenzofuranyl,
 15 dihydrobenzothiophenyl, dihydrobenzoxazolyl, dihydrofuranyl, dihydroimidazolyl,
 dihydroindolyl, dihydroisooxazolyl, dihydroisothiazolyl, dihydrooxadiazolyl,
 dihydrooxazolyl, dihydropyrazinyl, dihydropyrazolyl, dihydropyridinyl,
 dihydropyrimidinyl, dihydropyrrolyl, dihydroquinolinyll, dihydrotetrazolyl,
 dihydrothiadiazolyl, dihydrothiazolyl, dihydrothienyl, dihydrotriazolyl,
 20 dihydroazetidinyll, methylenedioxybenzoyl, tetrahydrofuranyl, and tetrahydrothienyl.
 Further within this embodiment, E is a bond or oxygen; s is 2; W is oxygen; and R⁴ is
 hydrogen, methyl, ethyl, propyl or isopropyl.

Another embodiment of the invention encompasses a compound of

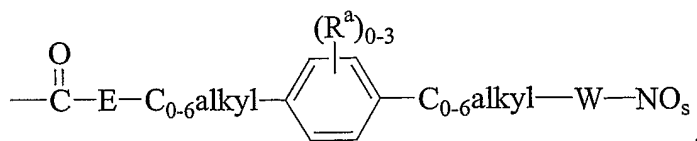
Formula I wherein:

25

R¹ is S(O)₂CH₃;

R² and R³ are both hydrogen;

30 R⁵ is



wherein:

each s independently 1 or 2,

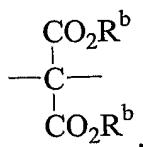
5 E is a bond, oxygen, sulfur or $-C(O)-O-$,

each W is independently selected from the group consisting of:

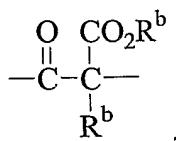
(1) oxygen,

(2) sulfur,

10 (3)



(4)



each R^a is independently selected from the group consisting of:

15 (1) halo,
 (2) C_{1-6} alkyl,
 (3) C_{1-6} alkoxy,
 (4) C_{1-6} alkylthio,

(5) OH,
 20 (6) CN,
 (7) CF_3 ,
 (8) CO_2R^7 , and
 (9) C_{0-6} alkyl-W- NO_2 ;

25 each R^b is independently selected from the group consisting of:

(1) C_{1-6} alkyl, optionally substituted with 1-3 halo groups or optionally substituted with phenyl, naphthyl or HET^4 , each of said phenyl, naphthyl or HET^4 being optionally substituted with 1-3 substituents independently selected from the group consisting of: halo, C_{1-6} alkyl, C_{1-6} alkoxy, C_{1-6} alkylthio, OH, CN, CF_3 , and CO_2R^8 ; and
 30

- (2) phenyl, naphthyl or HET⁵, each optionally substituted with 1-3 substituents independently selected from the group consisting of: halo, C₁-6alkyl, C₁-6alkoxy, C₁-6alkylthio, OH, CN, CF₃, and CO₂R⁸;

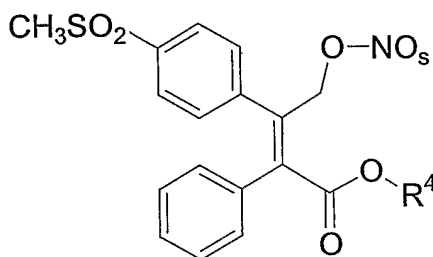
5

R⁷ and R⁸ is selected from the group consisting of

- (a) hydrogen and
(b) C₁-6alkyl; and

- 10 HET⁴ and HET⁵ are each independently selected from the group consisting of: benzimidazolyl, benzofuranyl, benzopyrazolyl, benzotriazolyl, benzothiophenyl, benzoxazolyl, carbazolyl, carbolinyl, cinnolinyl, furanyl, imidazolyl, indolinyl, indolyl, indolazinyl, indazolyl, isobenzofuranyl, isoindolyl, isoquinolyl, isothiazolyl, isoxazolyl, naphthyridinyl, oxadiazolyl, oxazolyl, pyrazinyl, pyrazolyl,
15 pyridopyridinyl, pyridazinyl, pyridyl, pyrimidyl, pyrrolyl, quinazoliny, quinolyl, quinoxaliny, thiadiazolyl, thiazolyl, thienyl, triazolyl, azetidiny, 1,4-dioxanyl, hexahydroazepiny, piperaziny, piperidiny, pyrrolidiny, morpholinyl, thiomorpholinyl, dihydrobenzimidazolyl, dihydrobenzofuranyl, dihydrobenzothiophenyl, dihydrobenzoxazolyl, dihydrofuranly, dihydroimidazolyl,
20 dihydroindolyl, dihydroisooxazolyl, dihydroisothiazolyl, dihydrooxadiazolyl, dihydrooxazolyl, dihydropyraziny, dihydropyrazolyl, dihydropyridiny, dihydropyrimidiny, dihydropyrroly, dihydroquinoliny, dihydrotetrazolyl, dihydrothiadiazolyl, dihydrothiazolyl, dihydrothienyl, dihydrotriazolyl, dihydroazetidiny, methylenedioxybenzoyl, tetrahydrofuranly, and tetrahydrothienyl.

- 25 Another embodiment of the invention encompasses a compound of
Formula II



II

30

or a pharmaceutically acceptable salt thereof, wherein

R⁴ is selected from the group consisting of:

- 5 (a) C₁₋₆alkyl, optionally substituted with 1-3 halo groups or optionally substituted with phenyl, naphthyl or HET¹, each of said phenyl, naphthyl or HET¹ being optionally substituted with 1-3 substituents independently selected from the group consisting of: halo, C₁₋₆alkyl, C₁₋₆alkoxy, C₁₋₆alkylthio, OH, CN, CF₃, and CO₂R⁶;
- 10 (b) phenyl, naphthyl or HET², each optionally substituted with 1-3 substituents independently selected from the group consisting of: halo, C₁₋₆alkyl, C₁₋₆alkoxy, C₁₋₆alkylthio, OH, CN, CF₃, and CO₂R⁶;

R⁶ is selected from the group consisting of

- 15 (a) hydrogen and
 (b) C₁₋₆alkyl;

s is 1 or 2; and

- 20 HET¹ and HET² are each independently selected from the group consisting of: benzimidazolyl, benzofuranyl, benzopyrazolyl, benzotriazolyl, benzothiophenyl, benzoxazolyl, carbazolyl, carbolinyl, cinnolinyl, furanyl, imidazolyl, indolinyl, indolyl, indolaziny, indazolyl, isobenzofuranyl, isoindolyl, isoquinolyl, isothiazolyl, isoxazolyl, naphthyridinyl, oxadiazolyl, oxazolyl, pyrazinyl, pyrazolyl,
- 25 pyridopyridinyl, pyridazinyl, pyridyl, pyrimidyl, pyrrolyl, quinazoliny, quinolyl, quinoxaliny, thiadiazolyl, thiazolyl, thienyl, triazolyl, azetidiny, 1,4-dioxanyl, hexahydroazepiny, piperaziny, piperidiny, pyrrolidinyl, morpholinyl, thiomorpholinyl, dihydrobenzimidazolyl, dihydrobenzofuranyl, dihydrobenzothiophenyl, dihydrobenzoxazolyl, dihydrofuranyl, dihydroimidazolyl,
- 30 dihydroindolyl, dihydroisooxazolyl, dihydroisothiazolyl, dihydrooxadiazolyl, dihydrooxazolyl, dihydropyrazinyl, dihydropyrazolyl, dihydropyridinyl, dihydropyrimidinyl, dihydropyrrolyl, dihydroquinolinyl, dihydrotetrazolyl, dihydrothiadiazolyl, dihydrothiazolyl, dihydrothienyl, dihydrotriazolyl, dihydroazetidiny, methylenedioxybenzoyl, tetrahydrofuranyl, and tetrahydrothienyl.

Another embodiment of the invention encompasses a compound of Formula II wherein R⁴ is methyl, ethyl, propyl or isopropyl.

Another embodiment of the invention encompasses a compound of Formula II wherein

5

R⁴ is phenyl or benzyl, wherein said phenyl and the phenyl portion of said benzyl are each optionally substituted with 1-3 substituents independently selected from the group consisting of: halo, C₁₋₆alkyl, C₁₋₆alkoxy, C₁₋₆alkylthio, OH, CN, CF₃, and CO₂R⁶; and

10

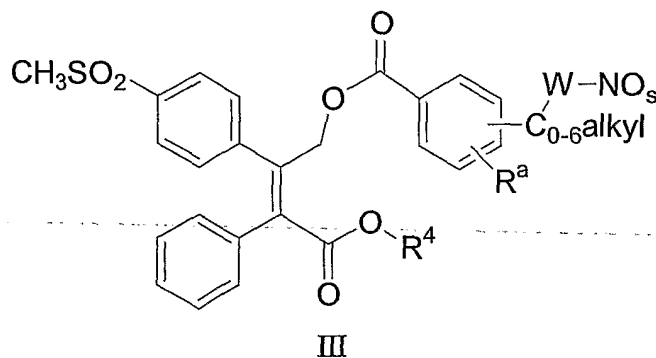
R⁶ is selected from the group consisting of

- (a) hydrogen and
- (b) C₁₋₆alkyl.

Another embodiment of the invention encompasses a compound of

15 Formula I wherein s is 2.

Another embodiment of the invention encompasses a compound of Formula III



20

or a pharmaceutically acceptable salt thereof, wherein

25 R⁴ is selected from the group consisting of:

- (a) C₁₋₆alkyl, optionally substituted with 1-3 halo groups or optionally substituted with phenyl, naphthyl or HET¹, each of said phenyl, naphthyl or HET¹ being optionally substituted with 1-3 substituents

independently selected from the group consisting of: halo, C₁₋₆alkyl, C₁₋₆alkoxy, C₁₋₆alkylthio, OH, CN, CF₃, and CO₂R⁶;

- (b) phenyl, naphthyl or HET², each optionally substituted with 1-3 substituents independently selected from the group consisting of: halo, C₁₋₆alkyl, C₁₋₆alkoxy, C₁₋₆alkylthio, OH, CN, CF₃, and CO₂R⁶;

R⁶ is selected from the group consisting of

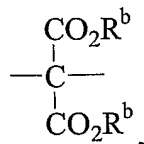
- (a) hydrogen,
(b) C₁₋₆alkyl;

10 R^a is hydrogen or C₀₋₆alkyl-W-NO_s.

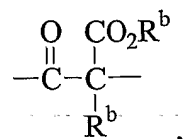
each s is independently 1 or 2,

each W is independently selected from the group consisting of:

- 15 (1) oxygen,
(2) sulfur,
(3)



(4)



20

each R^b is independently selected from the group consisting of:

- (1) C₁₋₆alkyl, optionally substituted with 1-3 halo groups or optionally substituted with phenyl, naphthyl or HET⁴, each of said phenyl, naphthyl or HET⁴ being optionally substituted with 1-3 substituents independently selected from the group consisting of: halo, C₁₋₆alkyl, C₁₋₆alkoxy, C₁₋₆alkylthio, OH, CN, CF₃, and CO₂R⁸; and
(2) phenyl, naphthyl or HET⁵, each optionally substituted with 1-3 substituents independently selected from the group consisting of: halo, C₁₋₆alkyl, C₁₋₆alkoxy, C₁₋₆alkylthio, OH, CN, CF₃, and CO₂R⁸;

30

R⁸ is selected from the group consisting of

- (a) hydrogen,
- (b) C₁₋₆alkyl; and

5

HET¹, HET², HET⁴ and HET⁵ are each independently selected from the group consisting of: benzimidazolyl, benzofuranyl, benzopyrazolyl, benzotriazolyl, benzothiophenyl, benzoxazolyl, carbazolyl, carbolinyl, cinnolinyl, furanyl, imidazolyl, indolinyl, indolyl, indolazinyl, indazolyl, isobenzofuranyl, isoindolyl, isoquinolyl, isothiazolyl, isoxazolyl, naphthyridinyl, oxadiazolyl, oxazolyl, pyrazinyl, pyrazolyl, pyridopyridinyl, pyridazinyl, pyridyl, pyrimidyl, pyrrolyl, quinazolinyl, quinolyl, quinoxalinyl, thiadiazolyl, thiazolyl, thienyl, triazolyl, azetidyl, 1,4-dioxanyl, hexahydroazepinyl, piperazinyl, piperidinyl, pyrrolidinyl, morpholinyl, thiomorpholinyl, dihydrobenzimidazolyl, dihydrobenzofuranyl, dihydrobenzothiophenyl, dihydrobenzoxazolyl, dihydrofuranyl, dihydroimidazolyl, dihydroindolyl, dihydroisooxazolyl, dihydroisothiazolyl, dihydrooxadiazolyl, dihydrooxazolyl, dihydropyrazinyl, dihydropyrazolyl, dihydropyridinyl, dihydropyrimidinyl, dihydropyrrolyl, dihydroquinolinyl, dihydrotetrazolyl, dihydrothiadiazolyl, dihydrothiazolyl, dihydrothienyl, dihydrotriazolyl, dihydroazetidyl, methylenedioxybenzoyl, tetrahydrofuranyl, and tetrahydrothienyl.

10
15
20

Another embodiment of the invention encompasses a compound of Formula III wherein R⁴ is methyl, ethyl, propyl or isopropyl.

Another embodiment of the invention encompasses a compound of Formula III wherein

25

R⁴ is phenyl or benzyl, wherein said phenyl and the phenyl portion of said benzyl are each optionally substituted with 1-3 substituents independently selected from the group consisting of: halo, C₁₋₆alkyl, C₁₋₆alkoxy, C₁₋₆alkylthio, OH, CN, CF₃, and CO₂R⁶; and

30

R⁶ is selected from the group consisting of

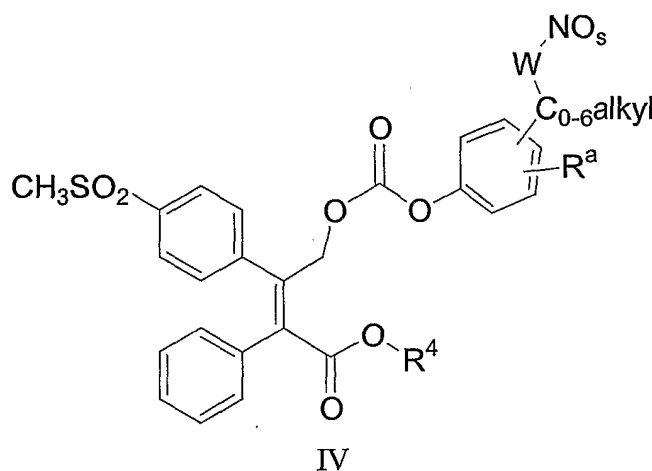
- (a) hydrogen and
- (b) C₁₋₆alkyl.

Another embodiment of the invention encompasses a compound of Formula III wherein s is 2 and W is oxygen.

Another embodiment of the invention encompasses a compound of Formula III wherein R^a is

5 $-\text{CH}_2\text{-W-NO}_s$.

Another embodiment of the invention encompasses a compound of Formula IV



or a pharmaceutically acceptable salt thereof, wherein

15 R^4 is selected from the group consisting of:

- (a) C_{1-6} alkyl, optionally substituted with 1-3 halo groups or optionally substituted with phenyl, naphthyl or HET^1 , each of said phenyl, naphthyl or HET^1 being optionally substituted with 1-3 substituents independently selected from the group consisting of: halo, C_{1-6} alkyl, C_{1-6} alkoxy, C_{1-6} alkylthio, OH, CN, CF_3 , and CO_2R^6 ;
- 20 (b) phenyl, naphthyl or HET^2 , each optionally substituted with 1-3 substituents independently selected from the group consisting of: halo, C_{1-6} alkyl, C_{1-6} alkoxy, C_{1-6} alkylthio, OH, CN, CF_3 , and CO_2R^6 ;

R^6 is selected from the group consisting of

- 25 (a) hydrogen,
(b) C_{1-6} alkyl;

R^a is hydrogen or C_{0-6} alkyl- W - NO_s .

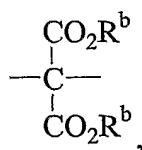
each s is independently 1 or 2;

5

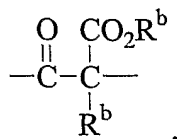
each W is independently selected from the group consisting of:

- (1) oxygen,
- (2) sulfur,
- (3)

10



- (4)



each R^b is independently selected from the group consisting of:

15

- (1) C_{1-6} alkyl, optionally substituted with 1-3 halo groups or optionally substituted with phenyl, naphthyl or HET^4 , each of said phenyl, naphthyl or HET^4 being optionally substituted with 1-3 substituents independently selected from the group consisting of: halo, C_{1-6} alkyl, C_{1-6} alkoxy, C_{1-6} alkylthio, OH, CN, CF_3 , and CO_2R^8 ; and

20

- (2) phenyl, naphthyl or HET^5 , each optionally substituted with 1-3 substituents independently selected from the group consisting of: halo, C_{1-6} alkyl, C_{1-6} alkoxy, C_{1-6} alkylthio, OH, CN, CF_3 , and CO_2R^8 ;

R^8 is selected from the group consisting of

25

- (a) hydrogen,
- (b) C_{1-6} alkyl; and

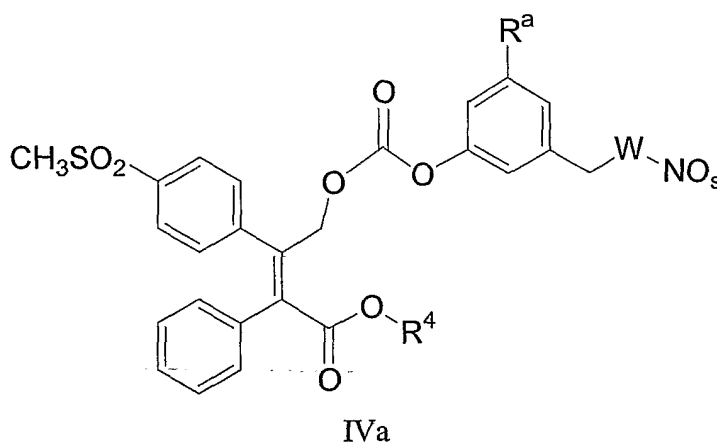
HET^1 , HET^2 , HET^4 and HET^5 are each independently selected from the group consisting of: benzimidazolyl, benzofuranyl, benzopyrazolyl, benzotriazolyl, benzothiophenyl, benzoxazolyl, carbazolyl, carbolinyl, cinnolinyl, furanyl, imidazolyl,

30

indolyl, indolyl, indolaziny, indazolyl, isobenzofuranyl, isoindolyl, isoquinolyl,
 isothiazolyl, isoxazolyl, naphthyridinyl, oxadiazolyl, oxazolyl, pyrazinyl, pyrazolyl,
 pyridopyridinyl, pyridazinyl, pyridyl, pyrimidyl, pyrrolyl, quinazoliny, quinolyl,
 quinoxaliny, thiadiazolyl, thiazolyl, thienyl, triazolyl, azetidiny, 1,4-dioxanyl,
 5 hexahydroazepiny, piperazinyl, piperidinyl, pyrrolidinyl, morpholinyl,
 thiomorpholinyl, dihydrobenzimidazolyl, dihydrobenzofuranyl,
 dihydrobenzothiophenyl, dihydrobenzoxazolyl, dihydrofuranly, dihydroimidazolyl,
 dihydroindolyl, dihydroisooxazolyl, dihydroisothiazolyl, dihydrooxadiazolyl,
 dihydrooxazolyl, dihydropyrazinyl, dihydropyrazolyl, dihydropyridinyl,
 10 dihydropyrimidinyl, dihydropyrrolyl, dihydroquinoliny, dihydrotetrazolyl,
 dihydrothiadiazolyl, dihydrothiazolyl, dihydrothienyl, dihydrotriazolyl,
 dihydroazetidiny, methylenedioxybenzoyl, tetrahydrofuranly, and tetrahydrothienyl.

Another embodiment of the invention encompasses a compound of
 Formula IVa

15



20 or a pharmaceutically acceptable salt thereof, wherein

R⁴ is selected from the group consisting of:

- (a) C₁-6alkyl, optionally substituted with 1-3 halo groups or optionally
 substituted with phenyl, naphthyl or HET¹, each of said phenyl,
 25 naphthyl or HET¹ being optionally substituted with 1-3 substituents
 independently selected from the group consisting of: halo, C₁-6alkyl,
 C₁-6alkoxy, C₁-6alkylthio, OH, CN, CF₃, and CO₂R⁶;

- (b) phenyl, naphthyl or HET², each optionally substituted with 1-3 substituents independently selected from the group consisting of: halo, C₁₋₆alkyl, C₁₋₆alkoxy, C₁₋₆alkylthio, OH, CN, CF₃, and CO₂R⁶;

R⁶ is selected from the group consisting of

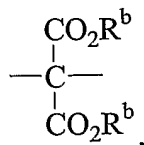
- 5 (a) hydrogen,
(b) C₁₋₆alkyl;

R^a is hydrogen or C₀₋₆alkyl-W-NO₂.

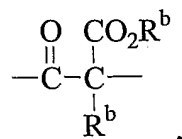
- 10 each s is independently 1 or 2;

each W is independently selected from the group consisting of:

- (1) oxygen,
(2) sulfur,
15 (3)



- (4)



- 20 each R^b is independently selected from the group consisting of:

- (1) C₁₋₆alkyl, optionally substituted with 1-3 halo groups or optionally substituted with phenyl, naphthyl or HET⁴, each of said phenyl, naphthyl or HET⁴ being optionally substituted with 1-3 substituents independently selected from the group consisting of: halo, C₁₋₆alkyl, C₁₋₆alkoxy, C₁₋₆alkylthio, OH, CN, CF₃, and CO₂R⁸; and
25 (2) phenyl, naphthyl or HET⁵, each optionally substituted with 1-3 substituents independently selected from the group consisting of: halo, C₁₋₆alkyl, C₁₋₆alkoxy, C₁₋₆alkylthio, OH, CN, CF₃, and CO₂R⁸;

- 30 R⁸ is selected from the group consisting of

- (a) hydrogen,
- (b) C₁₋₆alkyl; and

HET¹, HET², HET⁴ and HET⁵ are each independently selected from the group
5 consisting of: benzimidazolyl, benzofuranyl, benzopyrazolyl, benzotriazolyl,
benzothiophenyl, benzoxazolyl, carbazolyl, carbolinyl, cinnolinyl, furanyl, imidazolyl,
indolinyl, indolyl, indolaziny, indazolyl, isobenzofuranyl, isoindolyl, isoquinolyl,
isothiazolyl, isoxazolyl, naphthyridinyl, oxadiazolyl, oxazolyl, pyrazinyl, pyrazolyl,
10 pyridopyridinyl, pyridazinyl, pyridyl, pyrimidyl, pyrrolyl, quinazolinyl, quinolyl,
quinoxalinyl, thiadiazolyl, thiazolyl, thienyl, triazolyl, azetidyl, 1,4-dioxanyl,
hexahydroazepinyl, piperazinyl, piperidinyl, pyrrolidinyl, morpholinyl,
thiomorpholinyl, dihydrobenzimidazolyl, dihydrobenzofuranyl,
dihydrobenzothiophenyl, dihydrobenzoxazolyl, dihydrofuranyl, dihydroimidazolyl,
dihydroindolyl, dihydroisooxazolyl, dihydroisothiazolyl, dihydrooxadiazolyl,
15 dihydrooxazolyl, dihydropyrazinyl, dihydropyrazolyl, dihydropyridinyl,
dihydropyrimidinyl, dihydropyrrolyl, dihydroquinolinyl, dihydrotetrazolyl,
dihydrothiadiazolyl, dihydrothiazolyl, dihydrothienyl, dihydrotriazolyl,
dihydroazetidyl, methylenedioxybenzoyl, tetrahydrofuranyl, and tetrahydrothienyl.

Another embodiment of the invention encompasses a compound of
20 Formula IVa wherein R⁴ is methyl, ethyl, propyl or isopropyl.

Another embodiment of the invention encompasses a compound of
Formula IVa wherein:

R⁴ is phenyl or benzyl; wherein said phenyl and the phenyl portion of said benzyl are
25 each optionally substituted with 1-3 substituents independently selected from the
group consisting of: halo, C₁₋₆alkyl, C₁₋₆alkoxy, C₁₋₆alkylthio, OH, CN, CF₃, and
CO₂R⁶; and

R⁶ is selected from the group consisting of

- 30 (a) hydrogen and
- (b) C₁₋₆alkyl.

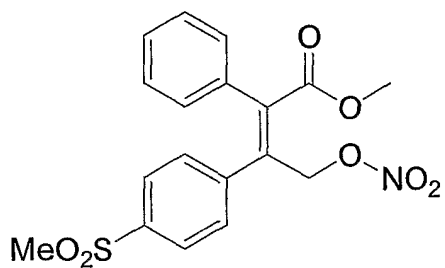
Another embodiment of the invention encompasses a compound of
Formula IVa wherein s is 2 and W is oxygen.

Another embodiment of the invention encompasses a compound of Formula IVa wherein R^a is -CH₂-W-NO₂.

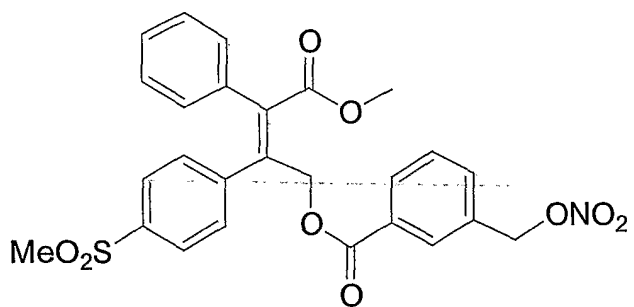
5 Another embodiment of the invention encompasses a compound of Formula I wherein R⁴ is C₁₋₆alkyl, mon-substituted with

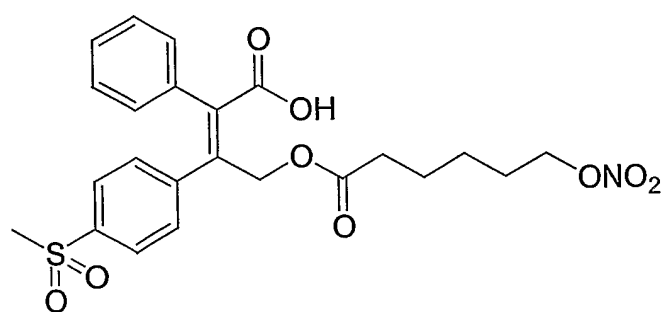
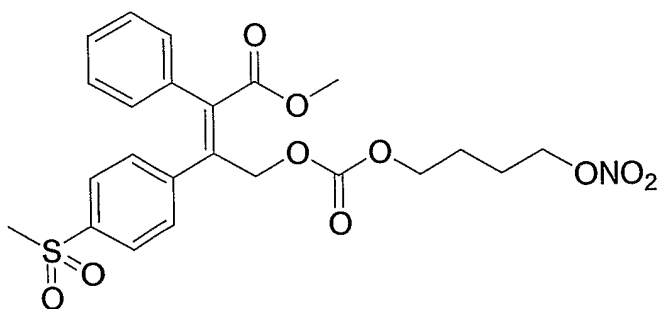
- (i) N(Rⁱ)Rⁱⁱ, wherein Rⁱ and Rⁱⁱ are each independently selected from the group consisting of hydrogen and C₁₋₄alkyl or
- (ii) -CO₂Rⁱⁱⁱ, wherein Rⁱⁱⁱ is hydrogen or C₁₋₄alkyl.

10 Another embodiment of the invention encompasses a compound selected from the following group:



15

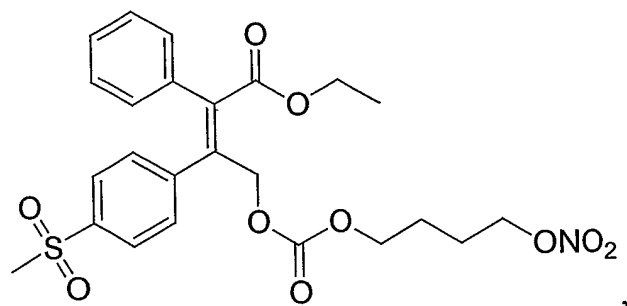
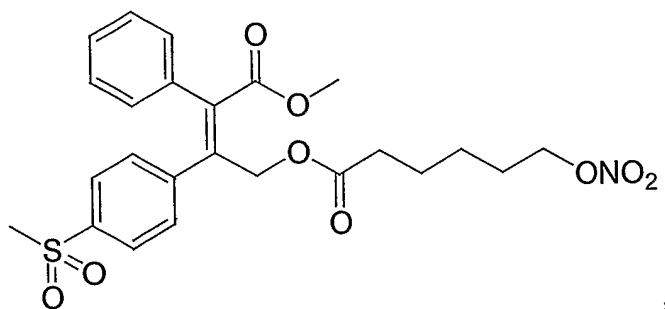




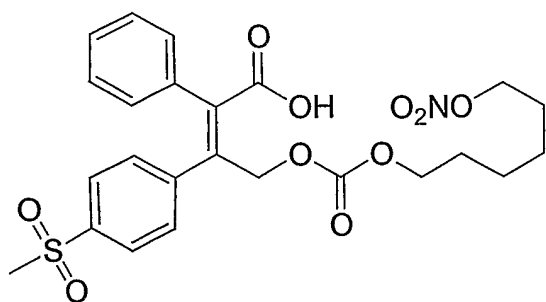
or a pharmaceutically acceptable

salt thereof,

5

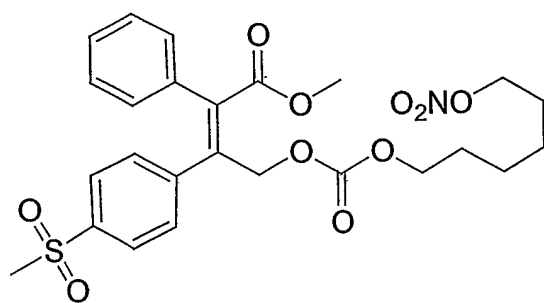


10

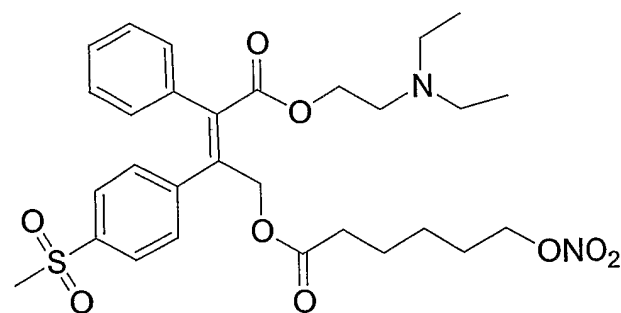
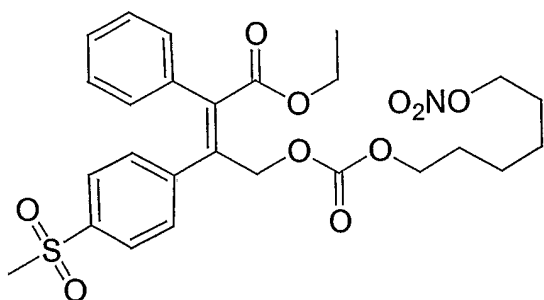


or a pharmaceutically acceptable salt

thereof,



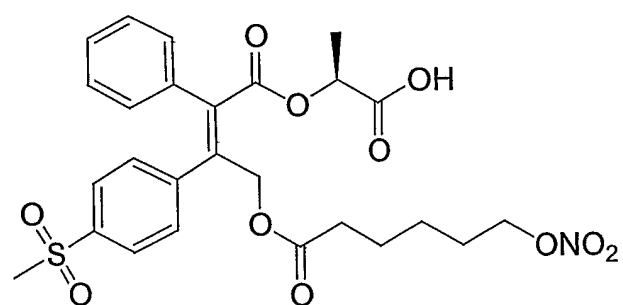
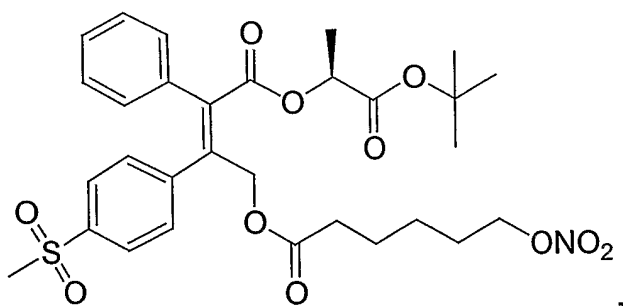
5



or a pharmaceutically acceptable salt

thereof,

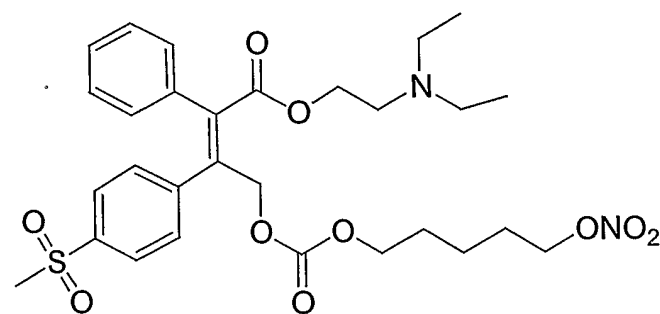
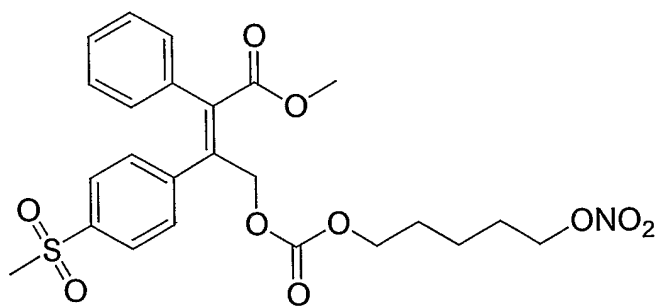
10



or a pharmaceutically acceptable salt

thereof,

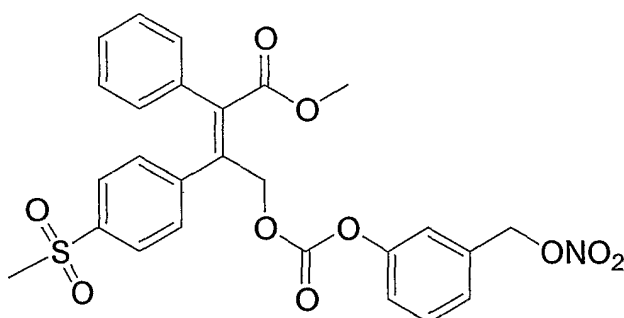
5



or a pharmaceutically acceptable

salt thereof, and

10



The invention also encompasses a pharmaceutical composition comprising a compound of Formula I and a pharmaceutically acceptable carrier.

5 The invention also encompasses a method of treating an inflammatory disease susceptible to treatment with a non-steroidal anti-inflammatory agent comprising administering to a patient in need of such treatment of a non-toxic therapeutically effective amount of a compound of Formula I. Within this embodiment is encompassed the above method wherein the patient is also at risk of a thrombotic cardiovascular event.

10 Another embodiment of the invention encompasses method of treating cyclooxygenase mediated diseases advantageously treated by an active agent that selectively inhibits COX-2 in preference to COX-1 comprising administering to a patient in need of such treatment of a non-toxic therapeutically effective amount of a compound of Formula I. Within this embodiment is encompassed the above method
15 wherein the patient is also at risk of a thrombotic cardiovascular event.

Another embodiment of the invention encompasses a method for treating a chronic cyclooxygenase-2 mediated disease or condition and reducing the risk of a thrombotic cardiovascular event in a human patient in need of such treatment
and at risk of a thrombotic cardiovascular event comprising orally concomitantly or
20 sequentially administering to said patient a compound of Formula I in an amount effective to treat the cyclooxygenase-2 mediated disease or condition and aspirin in an amount effective to reduce the risk of the thrombotic cardiovascular event. Within this embodiment is encompassed the above method wherein the compound of
Formula I is administered orally on a once daily basis. Within this embodiment is
25 encompassed the above method wherein the compound of Formula I is administered orally on a twice daily basis. Within this embodiment is encompassed the above method wherein the cyclooxygenase-2 selective mediated disease or condition is selected from the group consisting of: osteoarthritis, rheumatoid arthritis and chronic

pain. Within this embodiment is encompassed the above method wherein aspirin is administered at a dose of about 30 mg to about 1 g. Within this embodiment is encompassed the above method wherein aspirin is administered at a dose of about 80 to about 650 mg. Within this embodiment is encompassed the above method wherein aspirin is administered at a dose of about 81 mg or about 325 mg. Within this embodiment is encompassed the above method wherein aspirin is orally administered once daily.

The invention also encompasses a pharmaceutical composition comprising a compound of Formula I and aspirin in combination with a pharmaceutically acceptable carrier.

For purposes of this specification alkyl is defined to include linear, branched, and cyclic structures, with C₁₋₆alkyl including including methyl, ethyl, propyl, 2-propyl, s- and t-butyl, butyl, pentyl, hexyl, 1,1-dimethylethyl, cyclopropyl, cyclobutyl, cyclopentyl and cyclohexyl. Similarly, C₁₋₆alkoxy is intended to include alkoxy groups of from 1 to 6 carbon atoms of a straight, branched, or cyclic configuration. Examples of lower alkoxy groups include methoxy, ethoxy, propoxy, isopropoxy, cyclopropyloxy, cyclohexyloxy, and the like. Likewise, C₁₋₆alkylthio is intended to include alkylthio groups of from 1 to 6 carbon atoms of a straight, branched or cyclic configuration. Examples of lower alkylthio groups include methylthio, propylthio, isopropylthio, cycloheptylthio, etc. By way of illustration, the propylthio group signifies -SCH₂CH₂CH₃.

Some of the compounds described herein contain olefinic double bonds, and unless specified otherwise, are meant to include both E and Z geometric isomers.

The term "treating a chronic cyclooxygenase-2 mediated disease or condition" means treating or preventing any chronic disease or condition that is advantageously treated or prevented by inhibiting the cyclooxygenase-2 enzyme. The term includes the relief of pain, fever and inflammation of a variety of conditions including rheumatic fever, symptoms associated with influenza or other viral infections, common cold, low back pain, neck pain, dysmenorrhea, headache, migraine, toothache, sprains and strains, myositis, neuralgia, synovitis, arthritis, including rheumatoid arthritis, degenerative joint diseases (osteoarthritis), gout, ankylosing spondylitis, bursitis, burns, injuries, and pain and inflammation following surgical procedures. In addition, such a compound may inhibit cellular neoplastic

transformations and metastatic tumor growth and hence can be used in the treatment and/or prevention of cancer. In addition, such a compound may inhibit the onset or progression of Alzheimer's disease or cognitive impairment. The term also includes the treatment and/or prevention of cyclooxygenase-mediated proliferative disorders
5 such as may occur in diabetic retinopathy and tumor angiogenesis. The term "treating" encompasses not only treating a patient to relieve the patient of the signs and symptoms of the disease or condition but also prophylactically treating an asymptomatic patient to prevent the onset or progression of the disease or condition.

A "thrombotic cardiovascular event" is defined as any sudden event of
10 a type known to be caused by platelet aggregation, thrombosis, and subsequent ischemic clinical events, including thrombotic or thromboembolic stroke, myocardial ischemia, myocardial infarction, angina pectoris, transient ischemic attack (TIA; amaurosis fugax), reversible ischemic neurologic deficits, and any similar thrombotic event in any vascular bed (splanchnic, renal, aortic, peripheral, etc.).

The term "patient in need of such treatment and at risk of a thrombotic
15 cardiovascular event" means a patient in need of both treatment for a cyclooxygenase-2 mediated disease and also at risk of a thrombotic cardiovascular event. One skilled in the art can diagnose a patient that is in need of treatment for a cyclooxygenase-2 mediated disease or condition and also at risk of suffering a thrombotic cardiovascular
20 event. For example, such a patient may be over the age of 50 with osteoarthritis and with a previous myocardial infarction. Other risk factors for a thrombotic cardiovascular event include hypertension, hypercholesterolemia, diabetes mellitus, chronic renal impairment, smoking, and any prior personal or family history of such an event. Administration of the drug combination to the patient includes both self-
25 administration and administration to the patient by another person.

The terms "nitric oxide releasing-cyclooxygenase-2 selective
inhibitor," "NO-cyclooxygenase-2 selective inhibitor," "nitric oxide releasing-COX-2
inhibitor" and "NO-COX-2 inhibitor" mean a modified version of a cyclooxygenase-2
30 selective inhibitor or a prodrug as defined above linked to a NO releasing moiety by means of a linking group such as an ester linkage.

The term "amounts that are effective to treat" is intended to mean that amount of a drug or pharmaceutical agent that will elicit the biological or medical response of a tissue, a system, animal or human that is being sought by a researcher, veterinarian, medical doctor or other clinician. The term also encompasses the

amount of a pharmaceutical drug that will prevent or reduce the risk of occurrence of the biological or medical event that is sought to be prevented in a tissue, a system, animal or human by a researcher, veterinarian, medical doctor or other clinician. The inhibitor of cyclooxygenase-2 may be administered at a dosage level up to
5 conventional dosage levels for NSAIDs. Suitable dosage levels will depend upon the antiinflammatory effect of the chosen inhibitor of cyclooxygenase-2, but typically suitable levels will be about 0.001 to 50 mg/kg per day, preferably 0.005 to 30 mg/kg per day, and especially 0.05 to 10 mg/kg per day. The compound may be administered on a regimen of once or twice per day.

10 The term "amount effective to reduce the risk of" means the amount of a pharmaceutical drug that will prevent or reduce the risk of occurrence of the biological or medical event that is sought to be prevented in a tissue, a system, animal or human by a researcher, veterinarian, medical doctor or other clinician. Aspirin is administered at a dose of about 30 mg to about 1 g once daily, preferably at a dose of
15 about 80 mg to about 650 mg.

The term "concomitantly administering" means administering the agents substantially concurrently. The term "concomitantly administering" encompasses not only administering the two agents in a single pharmaceutical dosage form but also the administration of each active agent in its own separate
20 pharmaceutical dosage formulation. Where separate dosage formulations are used, the agents can be administered at essentially the same time, i.e., concurrently.

The term "sequentially administering" means administering the agents at separately staggered times. Thus, agents can be sequentially administered such that the beneficial pharmaceutical effect of NO-aspirin and the COX-2 inhibitor or
25 aspirin and the NO-COX-2 inhibitor are realized by the patient at substantially the same time. Thus, for example, if a COX-2 selective inhibitor and NO releasing aspirin are both administered on a once a day basis, the interval of separation between sequential administration of the two agents can be up to twelve hours apart.

The pharmaceutical compositions of the present invention comprise a
30 compound of Formula I as an active ingredient or a pharmaceutically acceptable salt, thereof, and may also contain a pharmaceutically acceptable carrier and optionally other therapeutic ingredients. The term "pharmaceutically acceptable salts" refers to salts prepared from pharmaceutically acceptable non-toxic bases including inorganic bases and organic bases. Salts derived from inorganic bases include aluminum,

ammonium, calcium, copper, ferric, ferrous, lithium, magnesium, manganic salts, manganous, potassium, sodium, zinc, and the like. Particularly preferred are the ammonium, calcium, magnesium, potassium, and sodium salts. Salts derived from pharmaceutically acceptable organic non-toxic bases include salts of primary, secondary, and tertiary amines, substituted amines including naturally occurring substituted amines, cyclic amines, and basic ion exchange resins, such as arginine, betaine, caffeine, choline, N,N-dibenzylethylenediamine, diethylamine, 2-diethylaminoethanol, 2-dimethylaminoethanol, ethanolamine, ethylenediamine, N-ethylmorpholine, N-ethylpiperidine, glucamine, glucosamine, histidine, hydrabamine, isopropylamine, lysine, methylglucamine, morpholine, piperazine, piperidine, polyamine resins, procaine, purines, theobromine, triethylamine, trimethylamine, tripropylamine, tromethamine, and the like.

It will be understood that in the discussion of methods of treatment which follows, references to the compounds of Formula I are meant to also include the pharmaceutically acceptable salts.

The Compound of Formula I is useful for the relief of pain, fever and inflammation of a variety of conditions including rheumatic fever, symptoms associated with influenza or other viral infections, common cold, low back and neck pain, dysmenorrhea, headache, migraine, toothache, sprains and strains, myositis, neuralgia, synovitis, arthritis, including rheumatoid arthritis degenerative joint diseases (osteoarthritis), gout and ankylosing spondylitis, bursitis, burns, injuries, following surgical and dental procedures. In addition, such a compound may inhibit cellular neoplastic transformations and metastatic tumor growth and hence can be used in the treatment of cancer. Compounds of Formula I may also be useful for the treatment of dementia including pre-senile and senile dementia, and in particular, dementia associated with Alzheimer Disease (i.e. Alzheimer's dementia).

Compounds of Formula I will also inhibit prostanoid-induced smooth muscle contraction by preventing the synthesis of contractile prostanoids and hence may be of use in the treatment of dysmenorrhea, premature labor and asthma. They will also be useful to inhibit bone loss (osteoporosis).

By virtue of its high cyclooxygenase-2 (COX-2) activity and/or its selectivity for cyclooxygenase-2 over cyclooxygenase-1 (COX-1) as defined above, compounds of Formula I will prove useful as an alternative to conventional non-steroidal antiinflammatory drugs (NSAID'S) particularly where such non-steroidal

antiinflammatory drugs may be contra-indicated such as in patients with peptic ulcers, gastritis, regional enteritis, ulcerative colitis, diverticulitis or with a recurrent history of gastrointestinal lesions; GI bleeding, coagulation disorders including anemia such as hypoprothrombinemia, haemophilia or other bleeding problems (including those
5 relating to reduced or impaired platelet function); kidney disease (e.g. impaired renal function); those prior to surgery or taking anticoagulants; and those susceptible to NSAID induced asthma.

Similarly, compounds of Formula I, will be useful as a partial or complete substitute for conventional NSAID'S in preparations wherein they are
10 presently co-administered with other agents or ingredients. Thus in further aspects, the invention encompasses pharmaceutical compositions for treating cyclooxygenase-2 mediated diseases as defined above comprising a non-toxic therapeutically effective amount of the compound of Formula I as defined above and one or more ingredients such as another pain reliever including acetaminophen or phenacetin; a potentiator
15 including caffeine; an H2-antagonist, aluminum or magnesium hydroxide, simethicone, a decongestant including phenylephrine, phenylpropanolamine, pseudophedrine, oxymetazoline, ephinephrine, naphazoline, xylometazoline, propylhexedrine, or levo-desoxyephedrine; an antiitussive including codeine, hydrocodone, caramiphen, carbetapentane, or dexamethorphan; a diuretic; a sedating
20 or non-sedating antihistamine. In addition the invention encompasses a method of treating cyclooxygenase mediated diseases comprising: administration to a patient in need of such treatment a non-toxic therapeutically effect amount of the compound of Formula I, optionally co-administered with one or more of such ingredients as listed immediately above.

25 Compounds of the present invention are inhibitors of cyclooxygenase-2 and are thereby useful in the treatment of cyclooxygenase-2 mediated diseases as enumerated above. This activity is illustrated by their ability to selectively inhibit cyclooxygenase-2 over cyclooxygenase-1. Accordingly, in one assay, the ability of the compounds of this invention to treat cyclooxygenase mediated diseases can be
30 demonstrated by measuring the amount of prostaglandin E₂ (PGE₂) synthesized in the presence of arachidonic acid, cyclooxygenase-1 or cyclooxygenase-2 and a compound of Formula I. The IC₅₀ values represent the concentration of inhibitor required to return PGE₂ synthesis to 50% of that obtained as compared to the uninhibited control. For the treatment of any of these cyclooxygenase mediated

diseases, compounds of Formula I may be administered orally, topically, parenterally, by inhalation spray or rectally in dosage unit formulations containing conventional non-toxic pharmaceutically acceptable carriers, adjuvants and vehicles. The term parenteral as used herein includes subcutaneous injections, intravenous, 5 intramuscular, intrasternal injection or infusion techniques. In addition to the treatment of warm-blooded animals such as mice, rats, horses, cattle sheep, dogs, cats, etc., the compound of the invention is effective in the treatment of humans.

As indicated above, pharmaceutical compositions for treating cyclooxygenase-2 mediated diseases as defined may optionally include one or more 10 ingredients as listed above.

The pharmaceutical compositions containing the active ingredient may be in a form suitable for oral use, for example, as tablets, troches, lozenges, aqueous or oily suspensions, dispersible powders or granules, emulsions, hard or soft capsules, or syrups or elixirs. Compositions intended for oral use may be prepared according to 15 any method known to the art for the manufacture of pharmaceutical compositions and such compositions may contain one or more agents selected from the group consisting of sweetening agents, flavoring agents, coloring agents and preserving agents in order to provide pharmaceutically elegant and palatable preparations. Tablets contain the active ingredient in admixture with non-toxic pharmaceutically acceptable excipients 20 which are suitable for the manufacture of tablets. These excipients may be for example, inert diluents, such as calcium carbonate, sodium carbonate, lactose, calcium phosphate or sodium phosphate; granulating and disintegrating agents, for example, corn starch, or alginic acid; binding agents, for example starch, gelatin or acacia, and lubricating agents, for example, magnesium stearate, stearic acid or talc. 25 The tablets may be uncoated or they may be coated by known techniques to delay disintegration and absorption in the gastrointestinal tract and thereby provide a sustained action over a longer period. For example, a time delay material such as glyceryl monostearate or glyceryl distearate may be employed. They may also be coated by the technique described in the U.S. Patent 4,256,108; 4,166,452; and 30 4,265,874 to form osmotic therapeutic tablets for control release.

Formulations for oral use may also be presented as hard gelatin capsules wherein the active ingredient is mixed with an inert solid diluent, for example, calcium carbonate, calcium phosphate or kaolin, or as soft gelatin capsules

wherein the active ingredients is mixed with water or an oil medium, for example peanut oil, liquid paraffin, or olive oil.

Aqueous suspensions contain the active material in admixture with excipients suitable for the manufacture of aqueous suspensions. Such excipients are
5 suspending agents, for example sodium carboxymethyl-cellulose, methylcellulose, hydroxypropylmethyl-cellulose, sodium alginate, polyvinyl-pyrrolidone, gum tragacanth and gum acacia; dispersing or wetting agents may be a naturally-occurring phosphatide, for example lecithin, or condensation products of an alkylene oxide with fatty acids, for example polyoxyethylene stearate, or condensation products of
10 ethylene oxide with long chain aliphatic alcohols, for example heptadecaethylene-oxycetanol, or condensation products of ethylene oxide with partial esters derived from fatty acids and a hexitol such as polyoxyethylene sorbitol monooleate, or condensation products of ethylene oxide with partial esters derived from fatty acids and hexitol anhydrides, for example polyethylene sorbitan monooleate. The aqueous
15 suspensions may also contain one or more preservatives, for example ethyl, or n-propyl, p-hydroxybenzoate, one or more coloring agents, one or more flavoring agents, and one or more sweetening agents, such as sucrose, saccharin or aspartame.

Oily suspensions may be formulated by suspending the active ingredient in a vegetable oil, for example arachis oil, olive oil, sesame oil or coconut
20 oil, or in mineral oil such as liquid paraffin. The oily suspensions may contain a thickening agent, for example beeswax, hard paraffin or cetyl alcohol. Sweetening agents such as those set forth above, and flavoring agents may be added to provide a palatable oral preparation. These compositions may be preserved by the addition of an anti-oxidant such as ascorbic acid.

25 Dispersible powders and granules suitable for preparation of an aqueous suspension by the addition of water provide the active ingredient in admixture with a dispersing or wetting agent, suspending agent and one or more preservatives. Suitable dispersing or wetting agents and suspending agents are exemplified by those already mentioned above. Additional excipients, for example
30 sweetening, flavoring and coloring agents, may also be present.

The pharmaceutical compositions of the invention may also be in the form of an oil-in-water emulsions. The oily phase may be a vegetable oil, for example olive oil or arachis oil, or a mineral oil, for example liquid paraffin or mixtures of these. Suitable emulsifying agents may be naturally-occurring

phosphatides, for example soy bean, lecithin, and esters or partial esters derived from fatty acids and hexitol anhydrides, for example sorbitan monooleate, and condensation products of the said partial esters with ethylene oxide, for example polyoxyethylene sorbitan monooleate. The emulsions may also contain sweetening and flavouring agents.

Syrups and elixirs may be formulated with sweetening agents, for example glycerol, propylene glycol, sorbitol or sucrose. Such formulations may also contain a demulcent, a preservative and flavoring and coloring agents. The pharmaceutical compositions may be in the form of a sterile injectable aqueous or oleagenous suspension. This suspension may be formulated according to the known art using those suitable dispersing or wetting agents and suspending agents which have been mentioned above. The sterile injectable preparation may also be a sterile injectable solution or suspension in a non-toxic parenterally-acceptable diluent or solvent, for example as a solution in 1,3-butane diol. Among the acceptable vehicles and solvents that may be employed are water, Ringer's solution and isotonic sodium chloride solution. In addition, sterile, fixed oils are conventionally employed as a solvent or suspending medium. For this purpose any bland fixed oil may be employed including synthetic mono- or diglycerides. In addition, fatty acids such as oleic acid find use in the preparation of injectables.

Compounds of Formula I may also be administered in the form of suppositories for rectal administration of the drug. These compositions can be prepared by mixing the drug with a suitable non-irritating excipient which is solid at ordinary temperatures but liquid at the rectal temperature and will therefore melt in the rectum to release the drug. Such materials are cocoa butter and polyethylene glycols.

For topical use, creams, ointments, jellies, solutions or suspensions, etc., containing the compound of Formula I are employed. (For purposes of this application, topical application shall include mouth washes and gargles.)

Dosage levels of the order of from about 0.01 mg to about 140 mg/kg of body weight per day are useful in the treatment of the above-indicated conditions, or alternatively about 0.5 mg to about 7 g per patient per day. For example, inflammation may be effectively treated by the administration of from about 0.01 to 50 mg of the compound per kilogram of body weight per day, or alternatively about 0.5 mg to about 3.5 g per patient per day, preferably 2.5 mg to 1 g per patient per day.

The amount of active ingredient that may be combined with the carrier materials to produce a single dosage form will vary depending upon the host treated and the particular mode of administration. For example, a formulation intended for the oral administration of humans may contain from 0.5 mg to 5 g of active agent
5 compounded with an appropriate and convenient amount of carrier material which may vary from about 5 to about 95 percent of the total composition. Dosage unit forms will generally contain between from about 1 mg to about 500 mg of an active ingredient, typically 25 mg, 50 mg, 100 mg, 200 mg, 300 mg, 400 mg, 500 mg, 600 mg, 800 mg, or 1000 mg.

10 It will be understood, however, that the specific dose level for any particular patient will depend upon a variety of factors including the age, body weight, general health, sex, diet, time of administration, route of administration, rate of excretion, drug combination and the severity of the particular disease undergoing therapy.

15

Methods of Synthesis

Stilbene derivatives useful as cyclooxygenase-2 selective inhibitors are disclosed in U.S. No. 5,849,943, which is hereby incorporate by reference in its entirety.

20

The compounds of the present invention can be prepared according to the following methods:

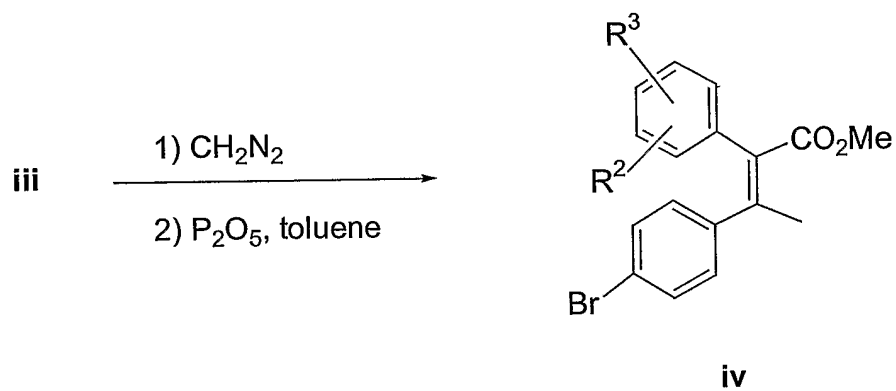
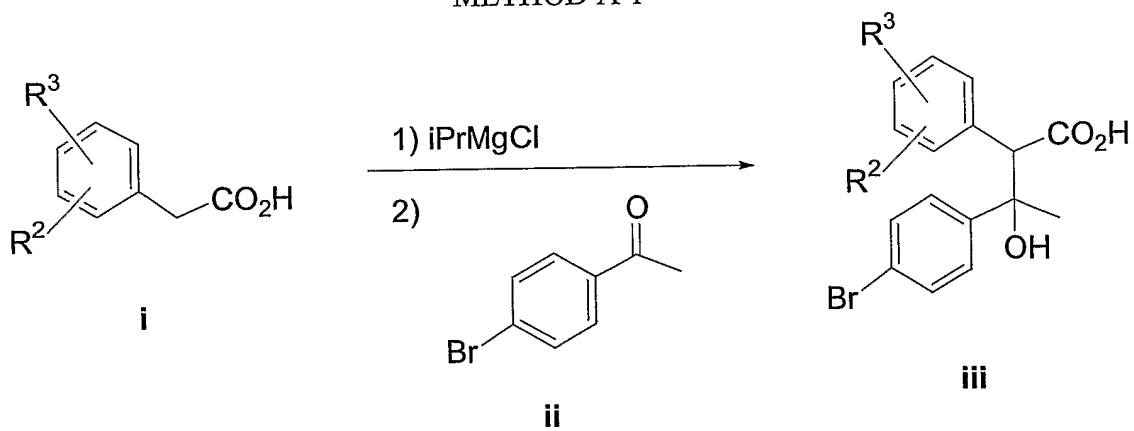
Method A-1

25

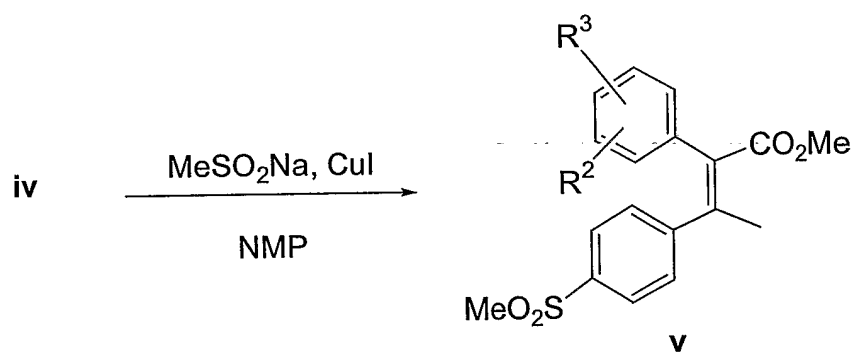
Treatment of a phenyl acetic with $i\text{PrMgCl}$ in THF followed by the addition of acetophenone yields the corresponding aldol adducts. Esterification followed by dehydration results in the formation of the substituted stilbene **iv**. Conversion of the para-bromide substituent of **iv** to, for example, a methylsulfone can be accomplished by treatment with methanesulfinic acid sodium salt with CuI in
30 NMP. Subsequent bromination of the allylic methyl group in **v** can be accomplished using standard conditions such as NBS with Bz_2O_2 in CCl_4 . Introduction of the nitrate functional group is accomplished through the action of AgNO_3 in a suitable solvent such as acetonitrile. Alternatively, the intermediate bromide can be displaced with a carboxylate salt to yield the corresponding ester such as **ix**. Introduction of the

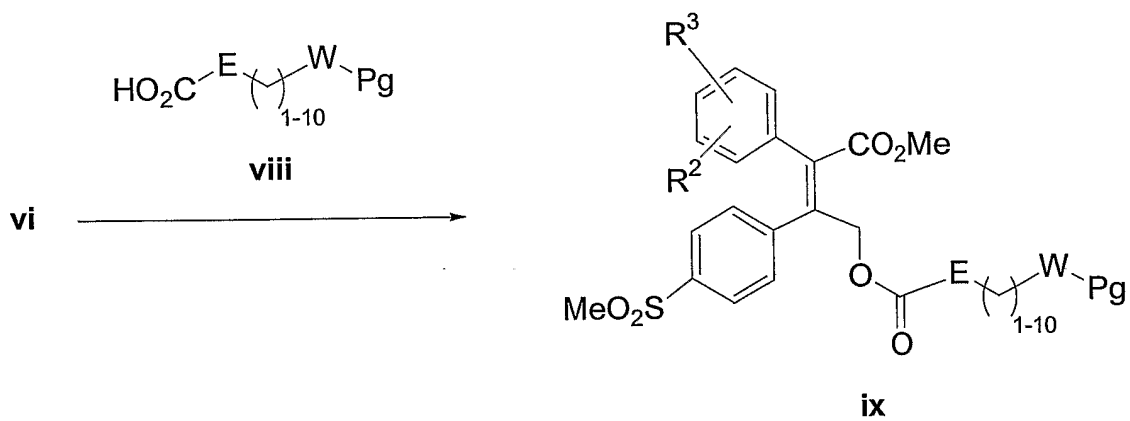
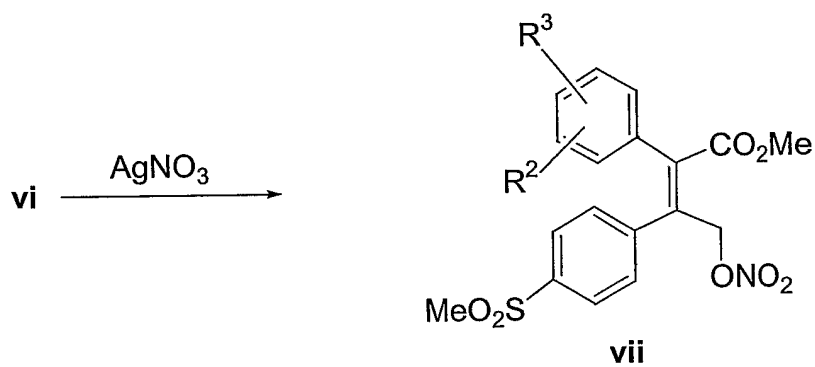
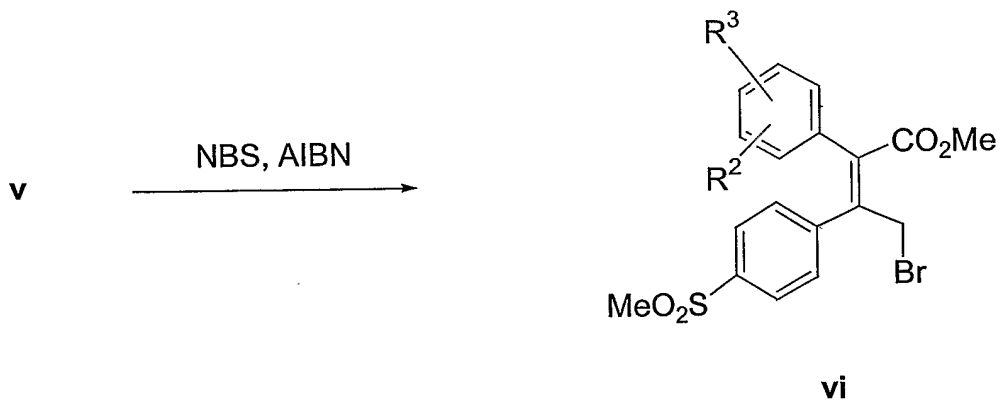
nitrate in this case can be accomplished by; for example, deprotection of a primary silyl ether, conversion of the liberated alcohol into a bromide followed by treatment with AgNO_3 to deliver compounds such a x.

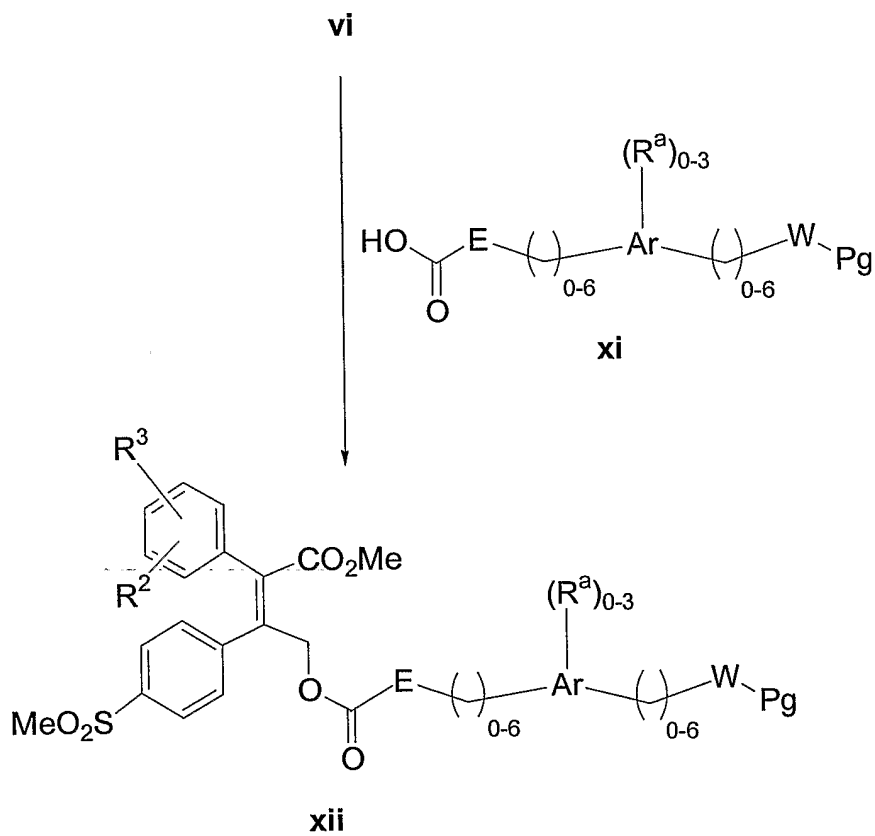
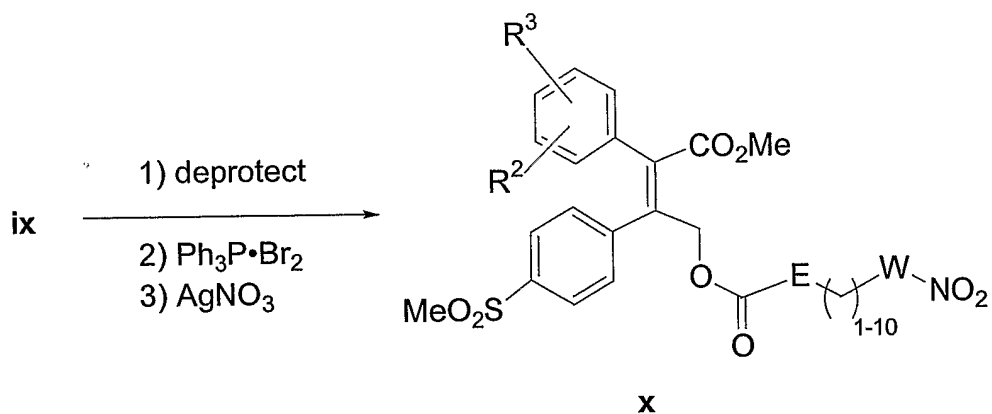
METHOD A-1

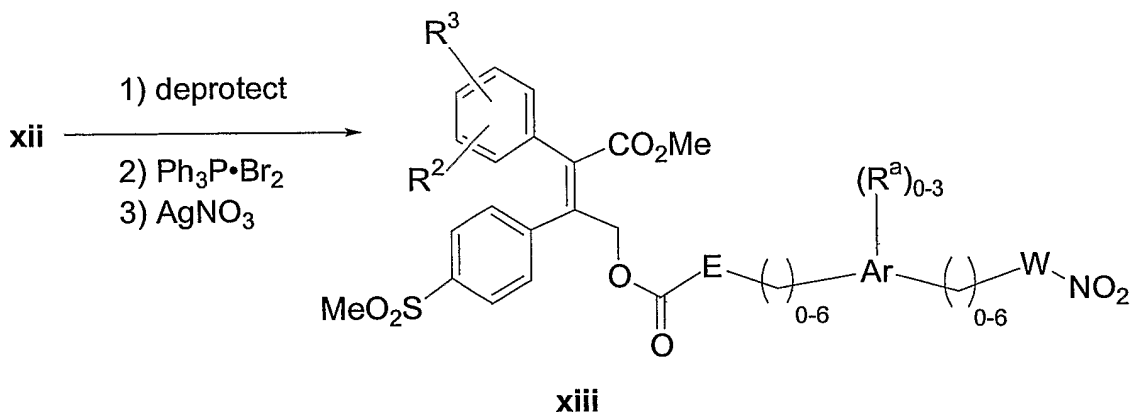


5







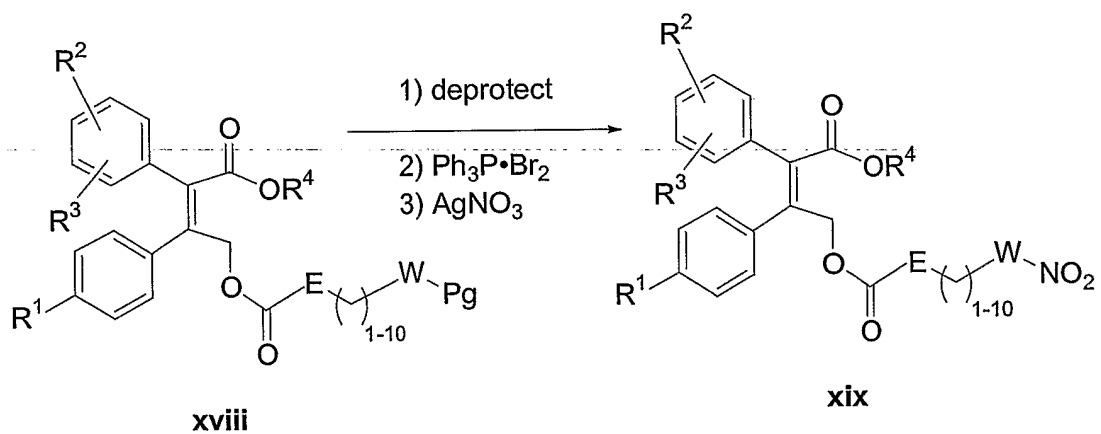
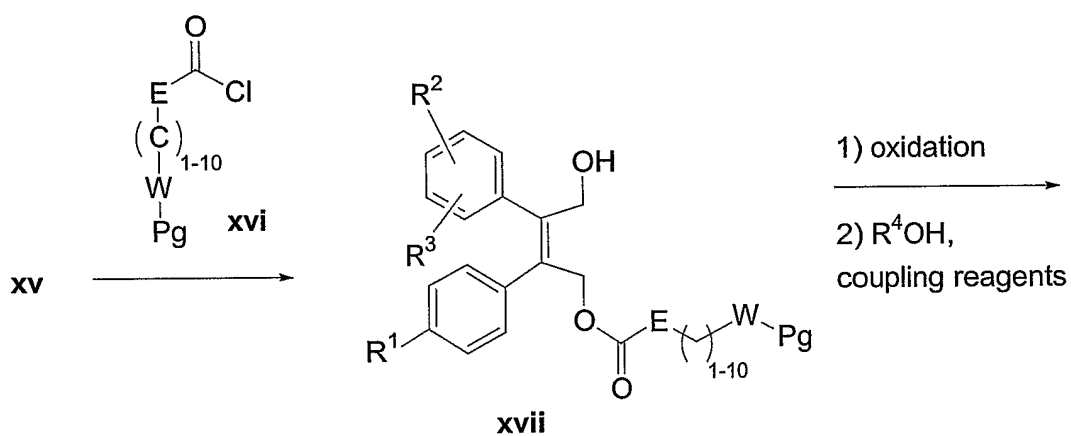
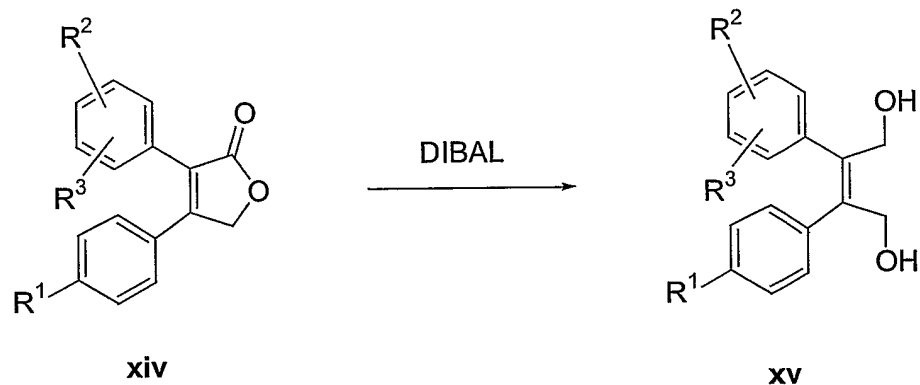


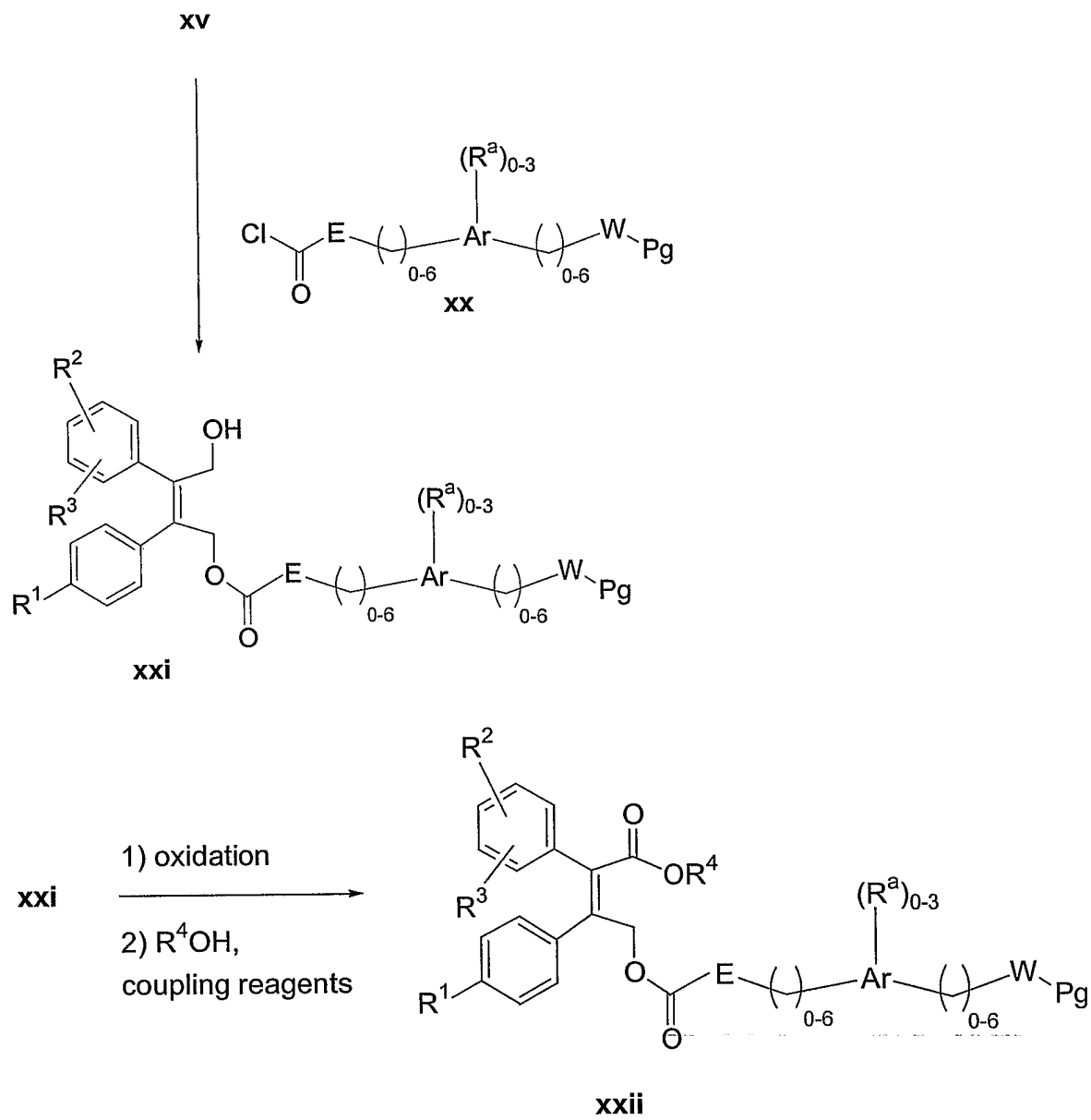
5

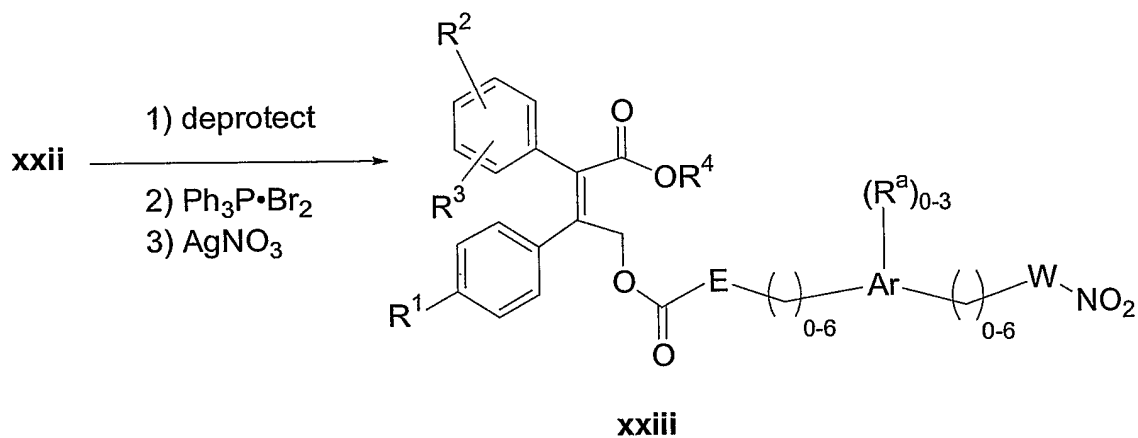
Method A-2:

Diphenyl lactone **xiv** is reduced to the corresponding diol **xv** by a suitable reducing agent such as diisobutyl aluminum hydride in an appropriate solvent such as toluene, hexane, tetrahydro-furan or ether. The diol **xv** can be acylated with a variety of agents such as acid chlorides, chloroformates or ethyl esters to yield products such as **xvii**. Oxidation of the primary alcohol can be accomplished using; for example, a two step procedure by first oxidizing to the aldehyde with Dess-Martin reagent in CH_2Cl_2 followed by further oxidation with the using of sodium chlorite. Subsequent esterification can be realized by mixing the carboxylic acid with an alcohol (R_4OH) with an appropriate dehydrating agent such as DCC or EDCI. Introduction of the nitrate moiety follows the protocol described in Method A-1.

METHOD A-2

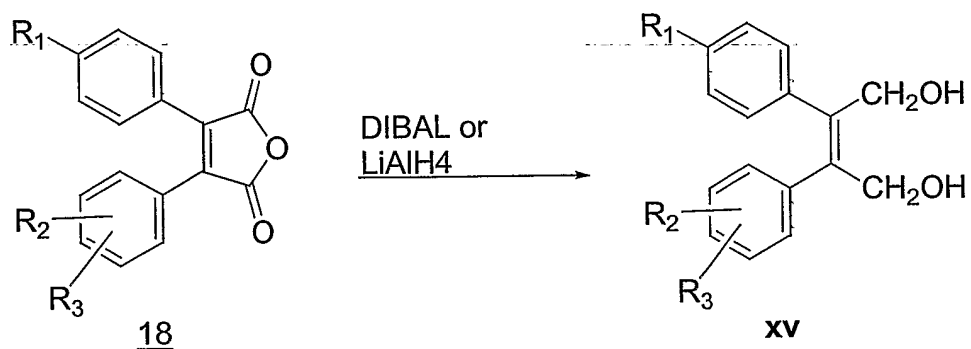




Method A-3:

- 5 A diphenyl maleic anhydride 18 can be reduced to diol xv with suitable hydride reducing agents such as di-isobutyl aluminum hydride or lithium aluminum hydride. Solvents such as toluene, tetrahydrofuran or ether, or a mixture thereof are suitable for the reduction.

10

METHOD A-3

15

In Table I are shown some lactones **xiv** from which the compounds of the present invention can be prepared. Methods for making these lactones are well known in the art. For example, see the following patents and printed publications, all of which are hereby incorporated by reference in their entirety: U.S. No. 5,474,995, 5 granted December 12, 1995; WO 95/00501, published January 5, 1995; U.S. No. 5,585,504, granted December 17, 1996; WO 96/08482, published March 21, 1996; U.S. No. 5,786,515, granted July 28, 1998; WO 97/10195, published March 20, 1997; U.S. No. 5,840,924, granted November 24, 1998; and WO 98/00416, published January 8, 1998.

10

TABLE I

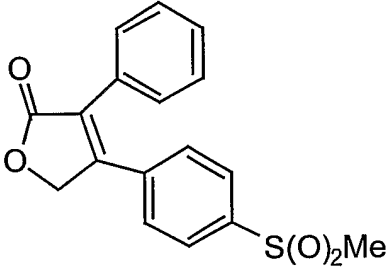
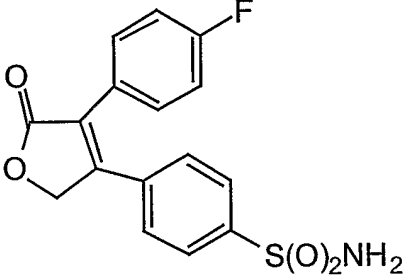
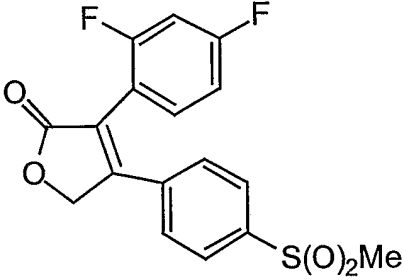
	Lactone
	1
	2
	3

TABLE 1 (CONTINUED)

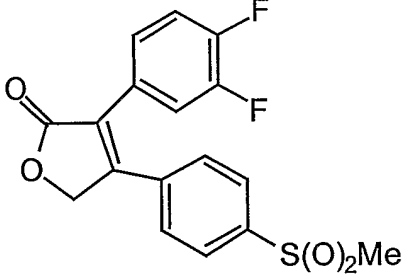
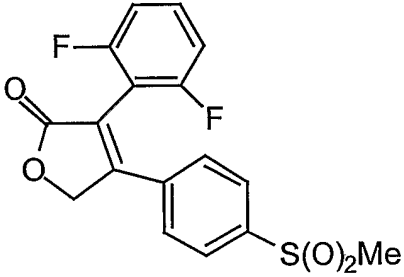
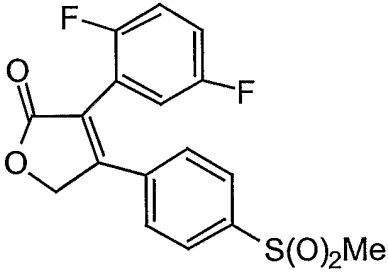
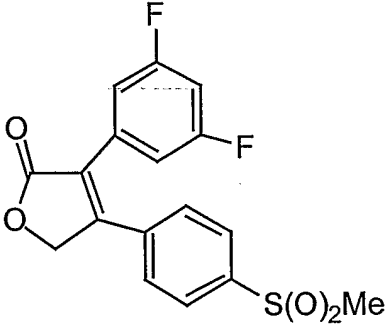
	Lactone
	4
	5
	6
	7

TABLE 1 (CONTINUED)

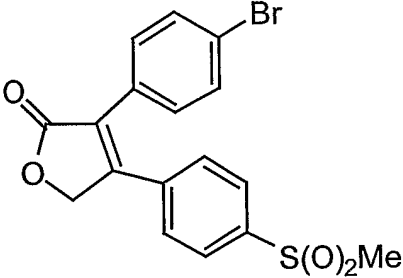
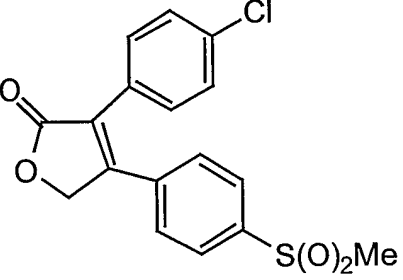
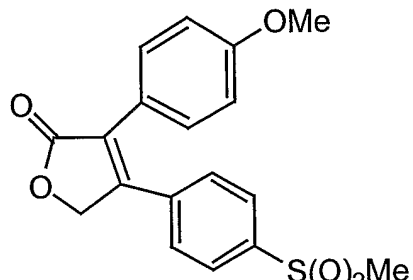
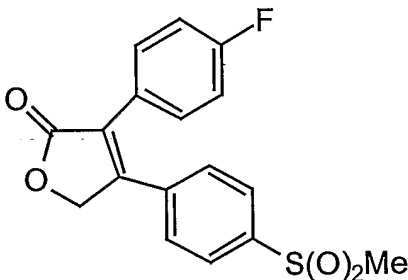
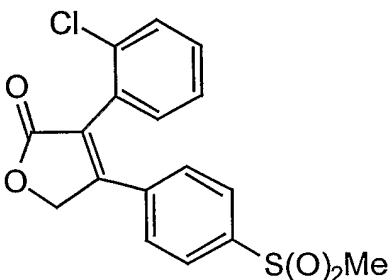
	Lactone
	8
	9
	10
	11
	12

TABLE 1 (CONTINUED)

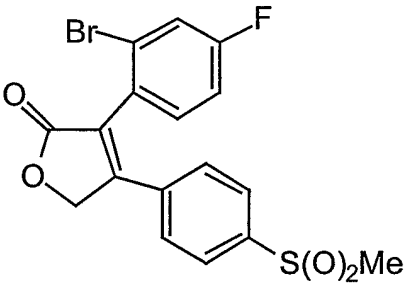
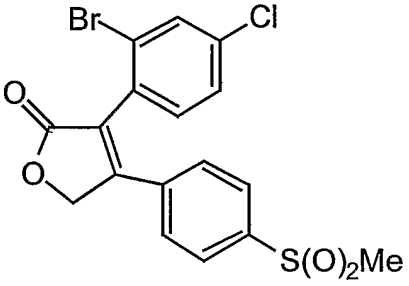
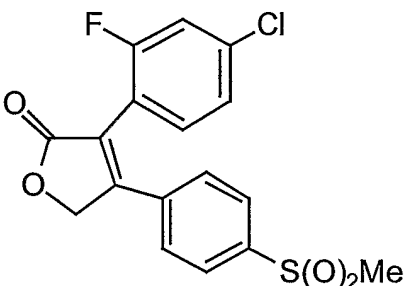
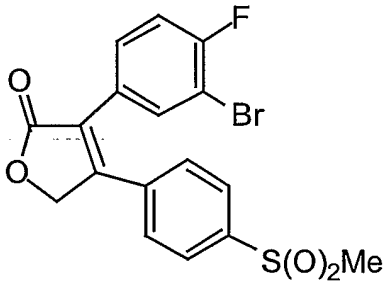
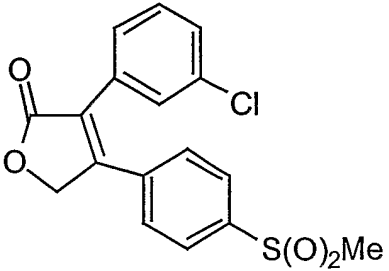
	Lactone
	13
	14
	15
	16
	17

TABLE I (CONTINUED)

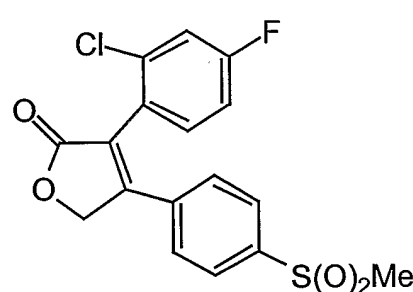
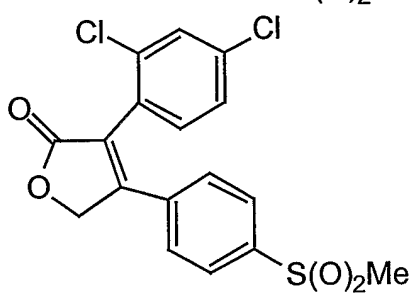
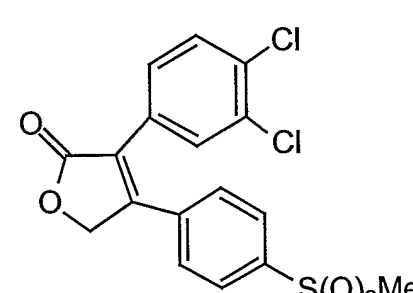
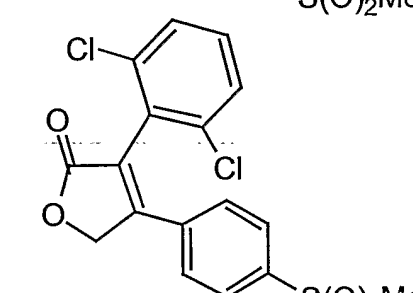
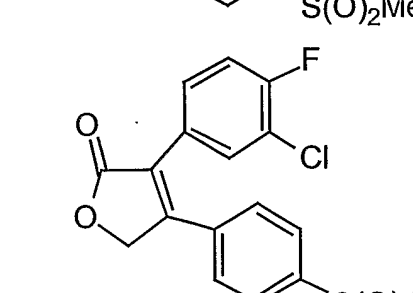
	Lactone
	18
	19
	20
	21
	22

TABLE I (CONTINUED)

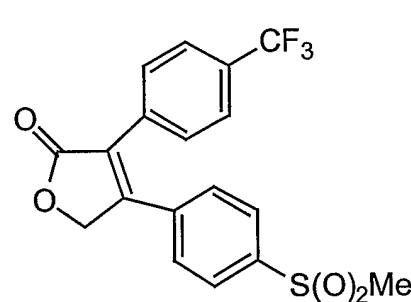
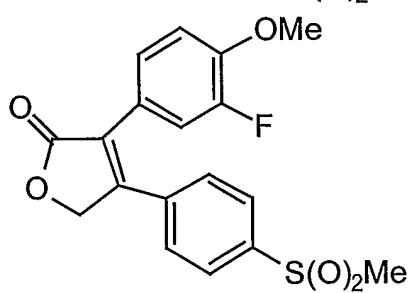
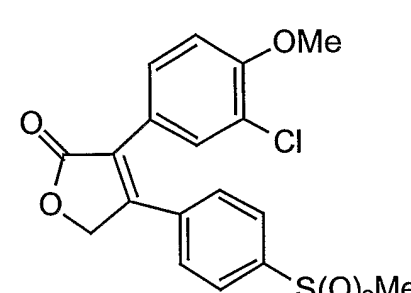
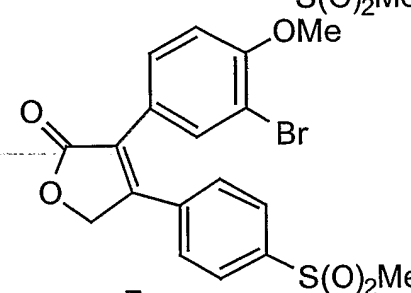
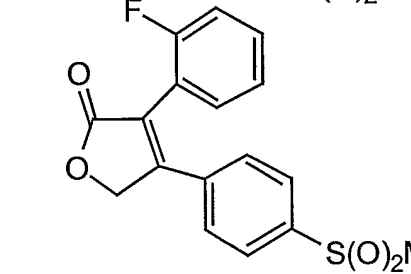
	Lactone
	23
	24
	25
	26
	27

TABLE I (CONTINUED)

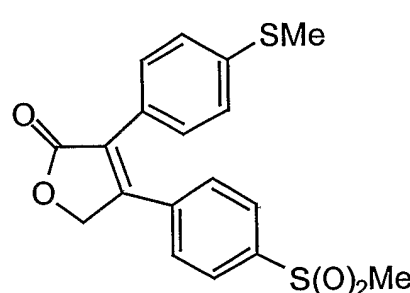
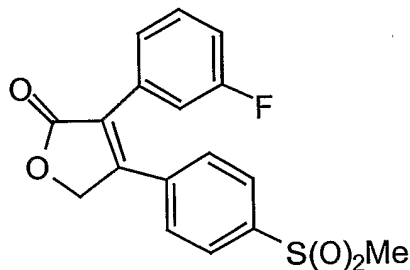
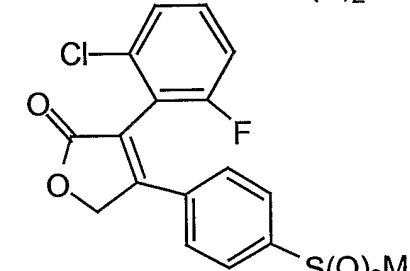
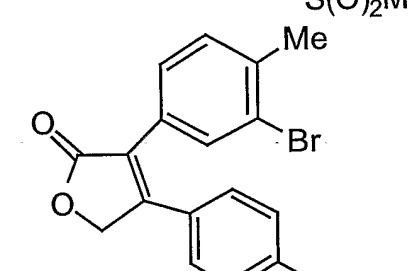
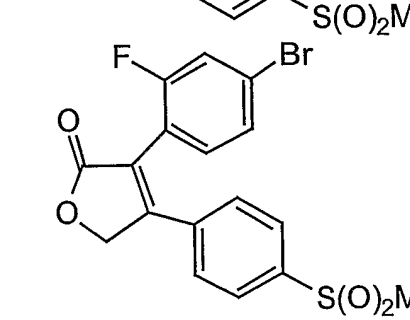
	Lactone
	28
	29
	30
	31
	32

TABLE I (CONTINUED)

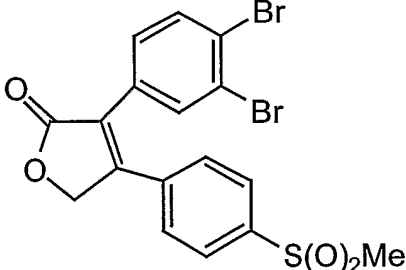
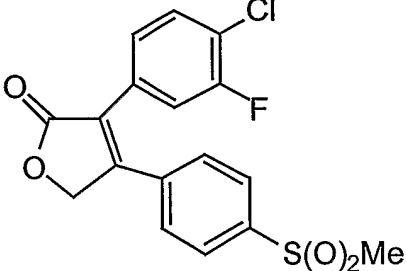
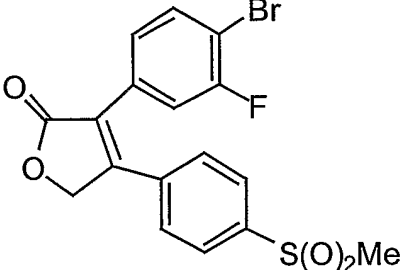
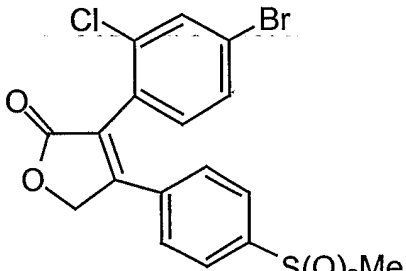
	Lactone
	33
	34
	35
	36

TABLE I (CONTINUED)

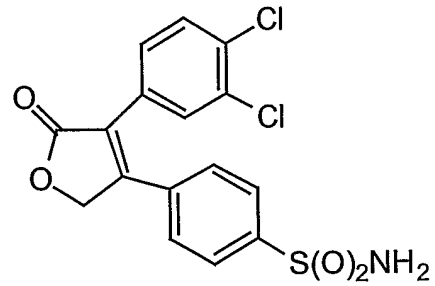
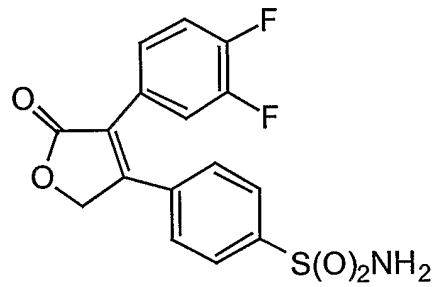
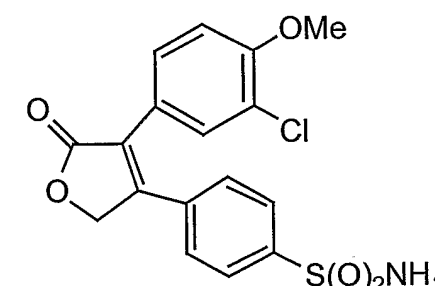
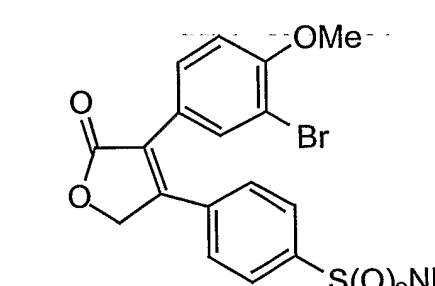
	Lactone
	37
	38
	39
	40

TABLE I (CONTINUED)

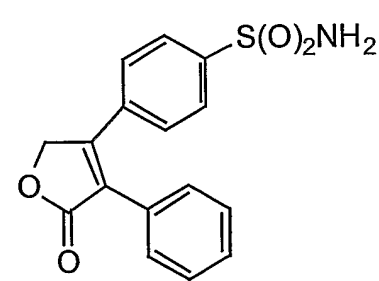
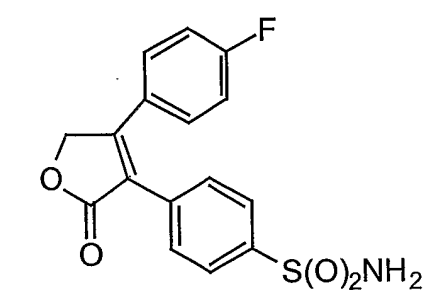
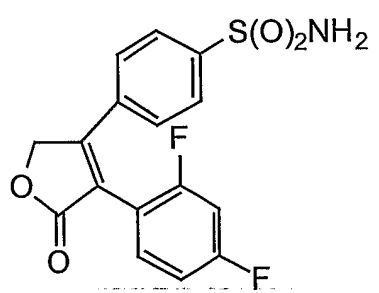
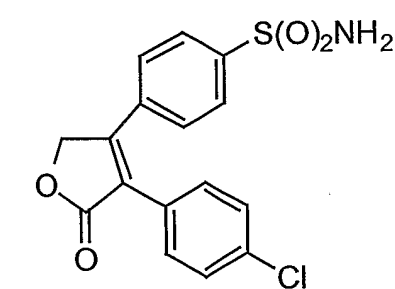
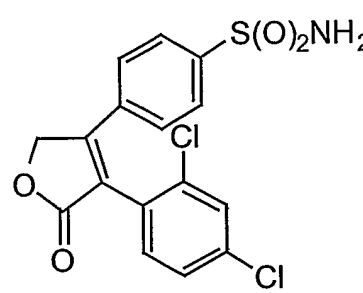
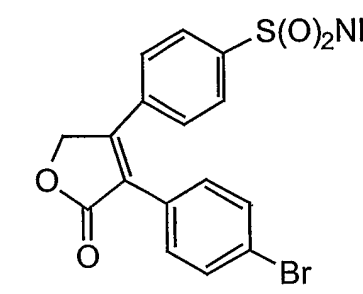
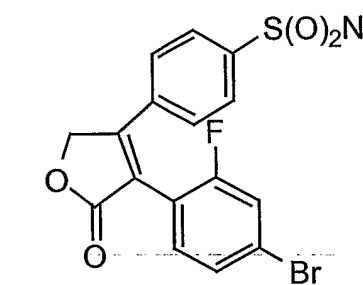
	Lactone
	41
	42
	43
	44

TABLE I (CONTINUED)

	Lactone
	45
	46
	47

Assays for Determining Biological Activity

The compounds of Formula I may be tested using the following assays to determine their biological activity.

5 Inhibition of Cyclooxygenase Activity

Compounds are tested as inhibitors of cyclooxygenase activity in whole cell and microsomal cyclooxygenase assays. Both of these assays measure prostaglandin E₂ (PGE₂) synthesis in response to arachidonic acid, using a radioimmunoassay. Cells used for whole cell assays, and from which microsomes are prepared for microsomal assays, are human osteosarcoma 143 cells (which specifically express cyclooxygenase-2) and human U-937 cells (which specifically express cyclooxygenase-1). In these assays, 100% activity is defined as the difference between prostaglandin E₂ synthesis in the absence and presence of arachidonate addition. IC₅₀ values represent the concentration of putative inhibitor required to return PGE₂ synthesis to 50% of that obtained as compared to the uninhibited control.

1. Microsomal Cyclooxygenase Assay

Cox microsomal fractions are prepared as previously described (Percival et al., Arch. Biochem. Biophys. (1994) 315:111-118). The enzyme reactions are performed in 50 mM KPi pH 8.0, 1 μ M heme, 1 mM phenol supplemented with 10 μ g/ml of each Cox-1 or Cox-2 microsomal fractions. 1 μ l DMSO or test compound (100 fold stock concentrated in DMSO) are added to 100 μ l buffer. The enzyme reaction is initiated 15 minutes later by the addition of 10 μ l of 100 μ M-arachidonic acid. The enzyme reaction is allowed to proceed for 5 minutes at room temperature before being stopped by the addition of 10 μ l 1 N HCl. PGE₂ levels are then determined by EIA (Assay Designs) using the manufacturer's instruction.

By way of example, Example 9 gave IC₅₀ values of >100 μ M against both microsomal human COX-1 and COX-2. This demonstrates that the unconverted prodrug is inactive against both COX-1 and COX-2.

Human Whole Blood Cyclooxygenase Assay

Assays are performed as described in Brideau *et al.* (1996) Inflammation Res. 45:68-74 and as summarized below.

1. COX-2 (LPS-induced PGE₂ production):

Fresh blood is collected in heparinized tubes by venipuncture from healthy male volunteers. These subjects had no apparent inflammatory conditions and had not taken any NSAIDs for at least 7 days prior to blood collection. The blood is initially pre-incubated with bacterial lipopolysaccharide (LPS) at 100 µg/ml (Sigma Chem, #L-2630 from *E. coli*, serotype 0111:B4; diluted in 0.1% w/v bovine serine albumin in phosphate buffered saline). Five minutes later, 500 µL aliquots of the LPS-treated blood are incubated with either 2 µL vehicle (DMSO) or 2 µL of test compound in DMSO for 24 h at 37⁰C (for induction of COX-2). Unstimulated control blood at time zero (no LPS) is used as blank. At the end of the 24 h incubation, the blood is centrifuged at 3,000 rpms for 10 min at 4⁰C to obtain plasma. The plasma is assayed for PGE₂ using an enzyme immunoassay kit (Assay Designs, 901-001) according to the manufacturer's instructions.

2. COX-1 (clotting-induced TXB₂ production):

Fresh blood from male or female volunteers is collected into vacutainers containing no anticoagulants. These subjects have no apparent inflammatory conditions and have not taken any NSAIDs for at least 7 days prior to blood collection. Aliquots of 500 µL are immediately transferred to polypropylene tubes preloaded with 2 µL of either DMSO or 2 µL of test compound in DMSO. The tubes are vortexed and incubated at 37⁰C for 1 h to allow the blood to clot. At the end of the incubation, serum is obtained by centrifugation (3,000 rpms for 10 min at 4⁰C). The serum is obtained and is assayed for TXB₂ using an enzyme immunoassay kit (Assay Designs, 901-002) according to the manufacturer's instructions.

Results

Using the above assay, it can be demonstrated that the compounds of the invention have a COX-2 potency and COX-2/COX-1 selectivity comparable to rofecoxib and thus, the prodrug compounds of the invention convert *in vivo* to rofecoxib.

Representative Rat Paw Edema Assay – Protocol

Male Sprague-Dawley rats (150-200 g) are fasted overnight and are given p.o., either vehicle (1% methocell) or a test compound in the morning. One hr

later, a line is drawn using a permanent marker at the level above the ankle in one hind paw to define the area of the paw to be monitored. The paw volume (V_{0h}) is measured using a plethysmometer (Ugo-Basile, Italy) based on the principle of water displacement. The animals are then injected subplantarily with 50 μ l of a 1% carrageenan solution in saline (Sigma Chem) into the paw using an insulin syringe with a 25-gauge needle (i.e. 500 μ g carrageenan per paw). Three hr later, the paw volume (V_{3h}) is measured and the increases in paw volume ($V_{3h} - V_{0h}$) are calculated. Paw edema data are compared with the vehicle-control group and percent inhibition calculated taking the values in the control group as 100%. All treatment groups are coded to eliminate observer bias.

By way of example, the results of the above assay for Example 3 are as follows:

		Paw Edema (% inhibition)
	1	42
dose (mg/kg)	3	51
	10	68
	30	79

15. Acute Gastric Erosion Model in Rats

The gastric protective effects of the compounds of the present invention co-administered with aspirin may be evaluated in the following assay.

Male Wistar rats (200 - 250 g) were fasted for 16 - 18 h prior to use for experiment. Aspirin, rofecoxib in combination with aspirin (dosed separately), or test compound in combination with aspirin (dosed separately) were given on the morning of the experiment at a dosing volume of 1 ml/kg in 0.5% methocel. Three hr later, the animals were euthanized by CO_2 inhalation and the stomach removed, rinsed in saline and prepared for imaging processing. Microscopic pictures of the stomach were taken using a digital camera and gastric erosions were measured using an imaging software by an observer unaware of the treatment groups. The length of gastric erosions was

measured in mm and the total length of all erosions from each stomach was obtained and used as gastric damage score.

This model is also described in S. Fiorucci, et al., *Gastroenterology*, vol. 123, pp. 1598-1606, 2002 and M. Souza, et al., *Am. J. Physiol. Gastrointest. Liver Physiol.*, vol. 285, pp. G54-G61, 2003.

NSAID-Induced Gastropathy In Rats

Rationale

10 The major side effect of conventional NSAIDs is their ability to produce gastric lesions in man. Rats are sensitive to the actions of NSAIDs and have been used commonly in the past to evaluate the gastrointestinal side effects of current conventional NSAIDs. In the present assay, NSAID-induced gastrointestinal damage is observed by measuring urinary ^{51}Cr excretion after oral dosing of ^{51}Cr -EDTA.

15 Urinary ^{51}Cr excretion is a well-established and sensitive technique to detect gastrointestinal integrity in animals and man.

Methods

20 Male Sprague-Dawley rats (150-200 g) are administered orally a test compound either once (acute dosing) or in multiple doses for a few days (chronic dosing). Immediately after the administration of the last dose, the rats are given an oral dose of ^{51}Cr -EDTA (10 $\mu\text{Ci}/\text{rat}$). The animals are placed individually in metabolism cages with food and water *ad lib*. Urine is collected for a 24 hr period and ^{51}Cr urinary excretion is calculated as a percent of total ingested dose.

25

Protein-Losing Gastropathy in Squirrel Monkeys

Rationale

30 Protein-losing gastropathy (manifested as appearance of circulating cells and plasma proteins in the GI tract) is a significant and dose-limiting adverse response to NSAIDs. This can be quantitatively assessed by intravenous administration or $^{51}\text{CrCl}_3$ solution. This isotopic ion can avidly bind to cell and serum globins and cell endoplasmic reticulum. Measurement of radioactivity

appearing in feces collected for 24 hr after administration of the isotope thus provides a sensitive and quantitative index of protein-losing gastropathy.

Methods

5 Groups of male squirrel monkeys (0.8 to 1.4 kg) are treated by gavage with 1% methocel or a test compounds at multiple doses for a few days. Intravenous ^{51}Cr (5 $\mu\text{Ci}/\text{kg}$ in 1 ml/kg PBS) is administered 1 hr after the last drug/vehicle dose, and feces collected for 24 hr in a metabolism cage and assessed for excreted ^{51}Cr by gamma-counting. ^{51}Cr fecal excretion is calculated as a percent of total injected
10 dose.

Rat Aortic Smooth Muscle Rings in Male Sprague-Dawley Rats

Preparation of rat aortic smooth muscle rings

 Male Sprague-Dawley rats (Charles River Laboratories (Wilmington,
15 MA) are euthanized by intraperiton injection of a high dose of sodium pentobarbitone (80-100 mg/kg). The thoracic aorta is rapidly excised and immediately placed in a Petri dish containing warm (37 °C) oxygenated (95% O₂ and 5% CO₂) Krebs's buffer (composition per millimolar: NaCl (119); KCl (4.69); CaCl₂·H₂O (2.52); MgSO₄·7H₂O (0.57); NaHCO₂, (25); NaH₂PO₄·H₂O (1.01) and glucose (11.1)).
20 Under a stereoscopic dissecting microscope, the aorta is cleaned, freed from adhering fat and connective tissues. The tissue is cut into ring segments, each approximately 2-3 mm in length.

 For experiments to measure relaxation of the tissue under various
conditions, a stainless steel tissue holder and a U-shaped stainless steel wire are
25 inserted into the lumen of the aortic ring. The tissue holder anchored the ring at the bottom of the organ bath whereas the end of the U-shaped steel wire is tied with fine silk thread so that it connected to the FT-202 transducer. The tissue holder and the steel wire along with the aortic ring are then suspended in a 5-ml, double-jacketed temperature-controlled glass organ bath (Radnoti Glass Technology, Inc., Monrovia,
30 CA) filled with fresh Krebs's buffer. A mixture of 95% O₂ and 5% CO₂ is bubbled through a porous sintered disc at the bottom of the bath. The rings are given an initial resting tension of 1.5 g and the preparation is allowed to equilibrate at the initial tension for about 90 minutes. During this equilibration period, the bath fluid is changed every 15 minutes and replaced with fresh prewarmed (37°C) Krebs's buffer.

The isometric tension of the aortic muscle at rest and its response to different stimuli are recorded on a Power Macintosh 6100 computer via a MacLab 8/S computer interface (CB Sciences, Inc, Milford, MA) after an initial amplification through a low-noise ETH-400 bioamplifier (CB Sciences, Inc, Milford, MA). Contractile
5 responsiveness of the tissue strips is established with 10 μ M phenylephrine, and the strips are incubated with the drug for 20 minutes to establish a steady level of contraction.

To test the relaxation effects, test compounds can be added to the phenylephrine precontracted strips in the tissue bath at cumulative concentrations of
10 0.1 μ M to 0.1 mM. Concentration of test compounds may be increased only after relaxation at the previous concentration had reached a plateau level.

Representative Examples

The invention will now be illustrated by the following non-limiting
15 examples in which, unless stated otherwise:

- (i) all operations were carried out at room or ambient temperature, that is, at a temperature in the range 18-25°C; evaporation of solvent was carried out using a rotary evaporator under reduced pressure (600-4000
20 pascals: 4.5-30 mm. Hg) with a bath temperature of up to 60°C; the course of reactions was followed by thin layer chromatography (TLC) and reaction times are given for illustration only; melting points are uncorrected and 'd' indicates decomposition; the melting points given are those obtained for the materials prepared as described;
25 polymorphism may result in isolation of materials with different melting points in some preparations; the structure and purity of all final products were assured by at least one of the following techniques: TLC, mass spectrometry, nuclear magnetic resonance (NMR) spectrometry or microanalytical data; yields are given for illustration
30 only; when given, NMR data is in the form of delta (δ) values for major diagnostic protons, given in parts per million (ppm) relative to tetramethylsilane (TMS) as internal standard, determined at 300 MHz or 400 MHz using the indicated solvent; conventional abbreviations used for signal shape are: s. singlet; d. doublet; t. triplet; m. multiplet;

5

br. broad; etc.: in addition "Ar" signifies an aromatic signal; chemical symbols have their usual meanings; the following abbreviations have also been used v (volume), w (weight), b.p. (boiling point), m.p. (melting point), L (liter(s)), mL (milliliters), g (gram(s)), mg (milligrams(s)), mol (moles), mmol (millimoles), eq (equivalent(s)).

The following abbreviations have the indicated meanings:

Ac	=	acetyl
Bn	=	benzyl
DBU	=	1,8-diazabicyclo[5.4.0]undec-7-ene
DIBAL	=	diisobutylaluminum hydride
DMAP	=	4-(dimethylamino)pyridine
DMF	=	N,N-dimethylformamide
Et ₃ N	=	triethylamine
HBSS	=	Hanks' balanced salt solution
LDA	=	lithium diisopropylamide
m-CPBA	=	metachloroperbenzoic acid
MMPP	=	monoperoxyphthalic acid
MPPM	=	monoperoxyphthalic acid, magnesium salt 6H ₂ O
Ms	=	methanesulfonyl = mesyl = S(O) ₂ Me
MsO	=	methanesulfonate = mesylate
NSAID	=	non-steroidal anti-inflammatory drug
OXONE®	=	2KHSO ₅ •KHSO ₄ •K ₂ SO ₄
PBS	=	phosphate buffered saline
PCC	=	pyridinium chlorochromate
PDC	=	pyridinium dichromate
Ph	=	phenyl
Phe	=	benzenediyl
Pye	=	pyridinediyl
r.t.	=	room temperature
rac.	=	racemic
SAM	=	aminosulfonyl or sulfonamide or S(O) ₂ NH ₂
TBAF	=	tetra-n-butylammonium fluoride

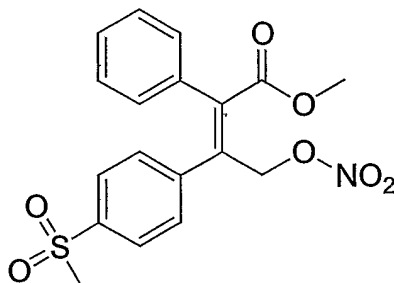
Th	=	2- or 3-thienyl
TFAA	=	trifluoroacetic acid anhydride
THF	=	tetrahydrofuran
Thi	=	thiophenediyl
TLC	=	thin layer chromatography
TMS-CN	=	trimethylsilyl cyanide
Tz	=	1H (or 2H)-tetrazol-5-yl
C ₃ H ₅	=	allyl

Alkyl Group Abbreviations

Me	=	methyl
Et	=	ethyl
n-Pr	=	normal propyl
i-Pr	=	isopropyl
n-Bu	=	normal butyl
i-Bu	=	isobutyl
s-Bu	=	secondary butyl
t-Bu	=	tertiary butyl
c-Pr	=	cyclopropyl
c-Bu	=	cyclobutyl
c-Pen	=	cyclopentyl
c-Hex	=	cyclohexyl

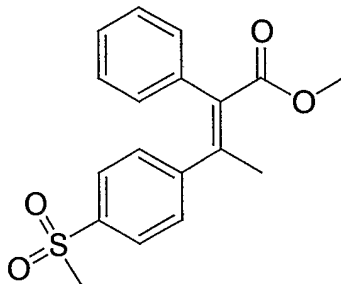
EXAMPLE 1

methyl (2Z)-3-[4-(methylsulfonyl)phenyl]-4-(nitrooxy)-2-phenylbut-2-enoate



5

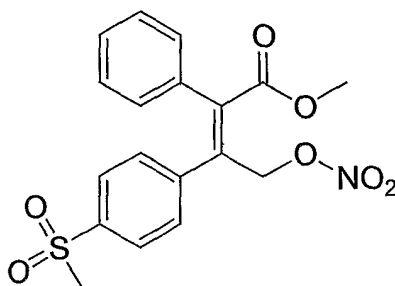
Step 1: methyl (2E)-3-[4-(methylsulfonyl)phenyl]-2-phenylbut-2-enoate



- At $-78\text{ }^{\circ}\text{C}$, 15 mL of isopropylmagnesium bromide (30 mmol, 2M) was added dropwise to a solution of 15 mmol of phenyl-acetic acid in 4 mL of THF.
- 10 The mixture was then warmed to $40\text{ }^{\circ}\text{C}$ and stirred for 30 min and then re-cooled to $-78\text{ }^{\circ}\text{C}$. A solution of 15 mmol of 1-(4-methanesulfonyl-phenyl)-ethanone in a minimum amount of THF was added to the reaction mixture. The resulting mixture was warmed again to $40\text{ }^{\circ}\text{C}$ for 30 min, and then the reaction was quenched by the addition of 35 mL of 1 M HCl. The organic layer was separated and washed with
- 15 brine. The aqueous layer was extracted with EtOAc and the organic layer was dried over Na_2SO_4 and filtered. The filtrate was treated with $\text{CH}_2\text{N}_2/\text{Et}_2\text{O}$ until TLC analysis revealed the absence of the carboxylic acid. The solvent was evaporated and the residue was dissolved in 100 mL of 1,2-dichloroethane and refluxed with 4 g of P_2O_5 for 40 min. The reaction mixture was cooled to room temperature and filtered
- 20 through a pad of silica gel. The solid was washed thoroughly with EtOAc. The filtrate was evaporated and the residue was dissolved in 100 mL of MeOH and stirred at rt with 4 g of K_2CO_3 overnight. The solvent was evaporated and the residue was treated with H_2O and extracted with EtOAc. The organic layer was dried over Na_2SO_4 and evaporated to afford 3.4 g of a mixture of (2E)- and (2Z)-3-(4-

methanesulfonyl-phenyl)-2-phenyl-but-2-enoic acid methyl ester in about a 1:1 ratio according to ^1H NMR analysis. The two isomers were separated by flash chromatography to afforded 634 mg of methyl (2*E*)-3-[4-(methylsulfonyl)phenyl]-2-phenylbut-2-enoate. ^1H NMR (Acetone- d_6 , 500 MHz): δ 7.47 (dd, $J = 6.7, 1.9$ Hz, 2 H), 7.36 (dd, $J = 6.7, 1.9$ Hz, 2 H), 7.16-7.10 (m, 3 H), 7.06-6.98 (m, 2 H), 3.75 (s, 3 H), 3.04 (s, 3 H), 2.34 (s, 3 H).

Step 2: methyl (2*Z*)-3-[4-(methylsulfonyl)phenyl]-4-(nitrooxy)-2-phenylbut-2-enoate



10

A solution of 600 mg of (E)-3-(4-Methanesulfonyl-phenyl)-2-phenyl-but-2-enoic acid methyl ester (obtained in Step 1) in 40 mL of CCl_4 with 2 mmol of NBS and 0.2 mmol of benzoyl peroxide was refluxed for 30 min. Then 0.4 mmol of NBS and 0.1 mmol of benzoyl peroxide were added at the same time and the resulting mixture was refluxed for another 30 min. The mixture was cooled, loaded on a silica gel column, and eluted with 30% EtOAc to afford 750 mg of the desired brominated products as a mixture of (2*E*)- and (2*Z*)-isomers about 1:1 ratio according to ^1H NMR analysis. Without separation, the mixture (750 mg) was dissolved in 40 mL of CH_3CN and treated with 4 mmol of AgNO_3 at -50°C for 15 min. The solvent was evaporated and the residue was treated with EtOAc and filtered through a pad of silica gel. The residue after evaporation was purified by flash chromatography (15% EtOAc/hexane) over silica gel to afford 161 mg of methyl (2*Z*)-3-[4-(methylsulfonyl)phenyl]-4-(nitrooxy)-2-phenylbut-2-enoate and 262 mg of methyl (2*Z*)-3-[4-(methylsulfonyl)phenyl]-4-(nitrooxy)-2-phenylbut-2-enoate. (2*Z*)-isomer: MS m/z : 409.1 ($\text{M} + \text{NH}_4$); ^1H NMR (Acetone- d_6 , 500 MHz): δ 7.81 (d, $J = 8.3$ Hz, 2 H), 7.49 (d, $J = 8.3$ Hz, 2 H), 7.23-7.19 (m, 3 H), 7.14-7.09 (m, 2 H), 5.77 (s, 2 H), 3.84 (s, 3 H), 3.09 (s, 3 H). (2*E*)-isomer: MS m/z : 409.2 ($\text{M} + \text{NH}_4$); ^1H NMR (Acetone- d_6 , 500 MHz): δ 8.04 (d, $J = 6.8$ Hz, 2 H), 7.73 (d, $J = 6.8$ Hz, 2 H), 7.61-7.47 (m, 5 H), 5.44 (s, 2 H), 3.48 (s, 3 H), 3.19 (s, 3 H).

15

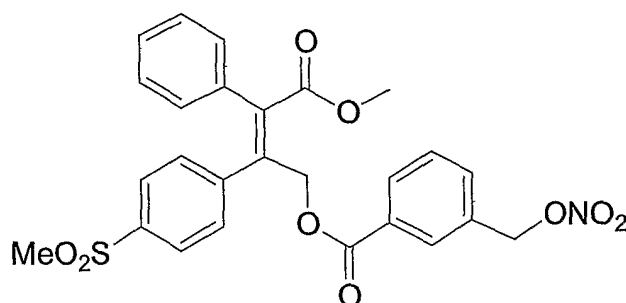
20

25

EXAMPLE 2

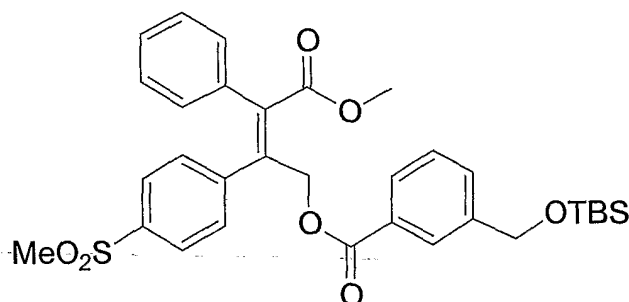
(2Z)-4-methoxy-2-[4-(methylsulfonyl)phenyl]-4-oxo-3-phenylbut-2-enyl 3-({[tert-butyl(dimethyl)silyl]oxy}methyl)benzoate

5



10

Step 1: (2Z)-4-methoxy-2-[4-(methylsulfonyl)phenyl]-4-oxo-3-phenylbut-2-enyl 3-({[tert-butyl(dimethyl)silyl]oxy}methyl)benzoate



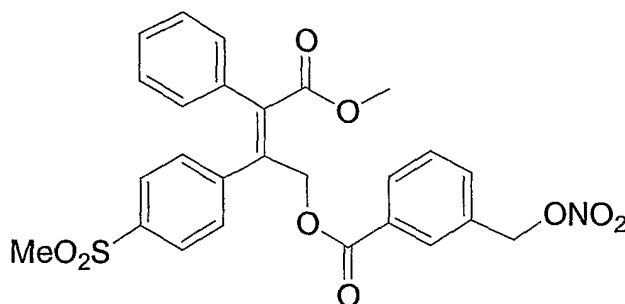
15

The allylic bromide intermediate from procedure Example 1, step 2 above (410 mg) was dissolved in DMF (10 mL) and treated with Cs₂CO₃ (575 mg) and 3-({[tert-butyl(dimethyl)silyl]oxy}methyl)benzoic acid (530 mg). The reaction mixture was allowed to stir at room temperature for 2 h. At this time, the reaction mixture was poured into a separatory funnel containing water-ethyl acetate, the layers were separated and the aqueous layer was extracted with ethyl acetate. The combined organic layers were washed with saturated aqueous Na₂CO₃, water, brine, dried over anhydrous MgSO₄ and concentrated. The resulting material was purified by flash

20

chromatography eluting with 20% EtOAc/hexane to yield 260 mg of the title compound as a colorless oil along with 150 mg of the E isomer. (2Z isomer) ^1H NMR (Acetone- d_6 , 500 MHz): δ 7.90 (s, 1H), 7.82 (d, $J = 8$ Hz, 2H), 7.74 (m, 1H), 7.60 (m, 1H), 7.55 (d, $J = 8$ Hz, 2H), 7.45 (m, 1H), 7.18 (m, 3H), 7.12 (m, 2H), 5.48 (s, 2H), 4.80 (s, 2H), 3.75 (s, 3H), 3.00 (s, 3H), 0.98 (s, 9H), 0.14 (s, 6H) ppm.

Step 2: (2Z)-4-methoxy-2-[4-(methylsulfonyl)phenyl]-4-oxo-3-phenylbut-2-enyl 3-
10 [(nitrooxy)methyl]benzoate



A solution of the above silyl ether (225 mg) in CH_3CN (10 mL) was treated with HF-pyridine (0.2 mL) and the reaction mixture was allowed to stir at room temperature for 3 h. During this time an additional 0.2 mL of HF-pyridine reagent was added. The reaction was quenched with 10 mL of a saturated aqueous NaHCO_3 solution and the resulting mixture was poured into a separatory funnel containing water/ethyl acetate. The layers were separated and the aqueous layer was extracted with EtOAc (2x), washed with saturated aqueous CuSO_4 , water, brine, dried over anhydrous MgSO_4 and concentrated. The resulting material was filtered through a plug of silica gel eluting with 50% EtOAc/hexane and the corresponding alcohol was isolated as a colourless oil (170mg). A separate flask was charged with PPh_3 (100 mg), CH_2Cl_2 (10 mL) and at 0°C was added 0.4 mL of a 1 M Br_2 solution in CH_2Cl_2 and allowed to stir for 10 minutes before the addition of $i\text{Pr}_2\text{NEt}$ (75 μL). To this was then added the above alcohol as a CH_2Cl_2 solution and allowed to stir at 0°C for 1 h. The reaction mixture was warmed to rt and poured into a separatory funnel containing EtOAc and H_2O . The layers were separated and the aqueous layer was extracted with EtOAc. The combined organic layers were washed with H_2O , brine, dried over anhydrous MgSO_4 and concentrated. This material was further purified by

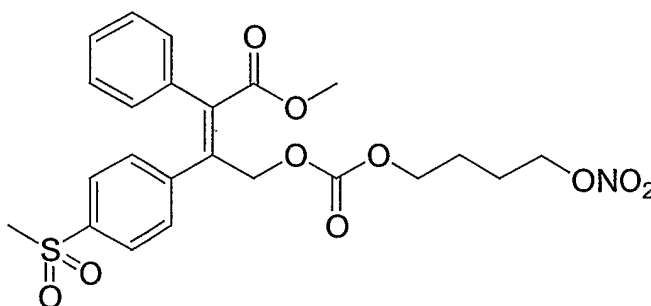
filtering through a plug of silica gel eluting with 40% EtOAc/hexane to provide the corresponding bromide as a faint yellow oil (135 mg). This material was immediately taken up in dry CH₃CN (5 mL) and treated with ~85 mg of AgNO₃ and heated to 45 °C for 2 h. The reaction mixture was then filtered (to remove AgBr) and
5 concentrated. The resulting material was further purified by flash chromatography eluting with 40% EtOAc/hexane to furnish the nitrate as a colourless oil (115 mg).
¹H NMR (Acetone-d₆, 500 MHz): δ 7.95 (s, 1H), 7.85 (m, 1H), 7.77 (d, *J* = 8.5 Hz, 2H), 7.76 (m, 1H), 7.52 (m, 3H), 7.17 (m, 3H), 7.11 (m, 2H), 5.62 (s, 2H), 5.50 (s, 2H), 3.77 (s, 3H), 3.00 (s, 3H) ppm.

10

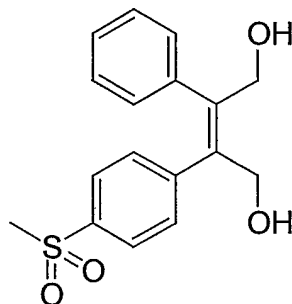
EXAMPLE 3

methyl (2*Z*)-3-[4-(methylsulfonyl)phenyl]-4-({[4-(nitrooxy)butoxy]carbonyl}oxy)-2-phenylbut-2-enoate

15



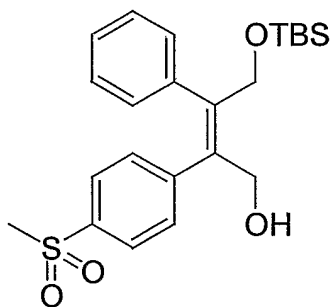
Step 1: (2*Z*)-2-[4-(methylsulfonyl)phenyl]-3-phenylbut-2-ene-1,4-diol



20

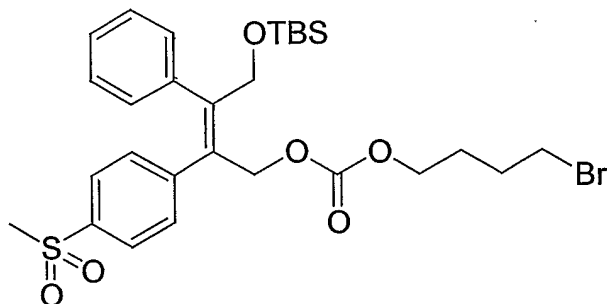
To a solution of 110 g of 4-(4-methanesulfonyl-phenyl)-3-phenyl-5H-furan-2-one in 1.5 L of dichloromethane stirred at $-78\text{ }^{\circ}\text{C}$, 150 mL of DIBAL was added dropwise. The resulting mixture was warmed to room temperature and stirred overnight. The reaction mixture was then cooled to $-78\text{ }^{\circ}\text{C}$, and 1.2 L of 1 M aqueous NaOH was added dropwise. After the addition, the resulting mixture was warmed to room temperature and the organic phase was separated. The aqueous phase was extracted with dichloromethane. The organic phases were combined and dried over Na_2SO_4 . 110 g of the titled compound was obtained after evaporation. ^1H NMR (acetone- d_6 , 500 M Hz): δ 7.69 (d, 2 H), 7.36 (d, 2 H), 7.16-7.05 (m, 5 H), 4.66 (d, 2 H), 4.63 (d, 2 H), 4.19 (t, 1 H, OH), 4.17 (t, 1 H, OH), 3.04 (s, 3 H).

Step 2: (2Z)-4-{{*tert*-butyl(dimethyl)silyl}oxy}-2-[4-(methylsulfonyl)phenyl]-3-phenylbut-2-en-1-ol



To a solution of 110 g of (2Z)-2-[4-(methylsulfonyl)phenyl]-3-phenylbut-2-ene-1,4-diol and 50 g of imidazole in 1 L of THF stirred at $-78\text{ }^{\circ}\text{C}$, a solution 51 g of TBSCl in 250 mL of dichloromethane was added dropwise. The resulting mixture was stirred at $-78\text{ }^{\circ}\text{C}$ 0.5 hr. Brine was then added and then warmed to room temperature. The organic phase was separated and the aqueous phase was extracted with EtOAc. The organic phases were combined and dried over Na_2SO_4 and evaporated. The resulting crude material was purified by flash chromatography to afford 25.6 g of the title compound as a white solid. ^1H NMR (acetone- d_6 , 500 M Hz): δ 7.69 (d, 2 H), 7.37 (d, 2 H), 7.18-7.04 (m, 5 H), 4.77 (s, 2 H), 4.65 (d, 2 H), 3.96 (t, 1 H, OH), 3.03 (s, 3 H), 0.84 (s, 9 H), 0.01 (s, 6 H).

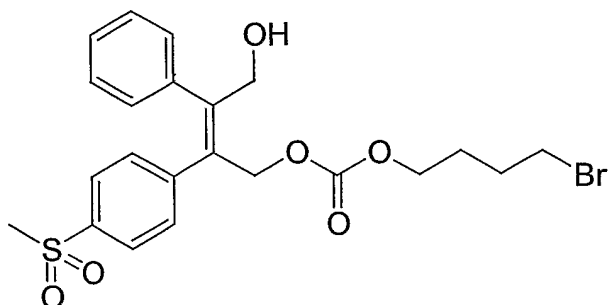
Step 3: 4-bromobutyl (2Z)-4-{{*tert*-butyl(dimethyl)silyl}oxy}-2-[4-(methylsulfonyl)phenyl]-3-phenylbut-2-enyl carbonate



To a solution of phosgene (80 mL, 1.93 M) stirred at $-78\text{ }^{\circ}\text{C}$ was
 5 added 8 g of 4-bromobutan-1-ol dropwise. The resulting mixture was stirred at rt
 overnight. The solvent was then removed by distillation. The residue was dissolved
 in 30 mL of dichloromethane and added to a solution of 5 g of (2Z)-4-{{*tert*-
 butyl(dimethyl)silyl}oxy}-2-[4-(methylsulfonyl)phenyl]-3-phenylbut-2-en-1-ol and 15
 10 mL of diisopropylethylamine in 100 mL of dichloromethane stirred at $-78\text{ }^{\circ}\text{C}$. The
 resulting mixture was stirred at rt for 1.5 hr and loaded on a silica gel column and
 eluted with 5-45% of EtOAc/hexane to afford 5.7 g of the titled compound as a clear
 oil. $^1\text{H NMR}$ (acetone-*d*₆, 500 MHz): δ 7.71 (d, 2 H), 7.37 (d, 2 H), 7.18-7.04 (m, 5
 H), 5.30 (s, 2 H), 4.80 (s, 2 H), 4.16 (t, 2 H), 3.53 (t, 2 H), 3.06 (s, 3 H), 1.95-1.87 (m,
 2 H), 1.82-1.75 (m, 2 H), 0.84 (s, 9 H), 0.02 (s, 6 H).

15

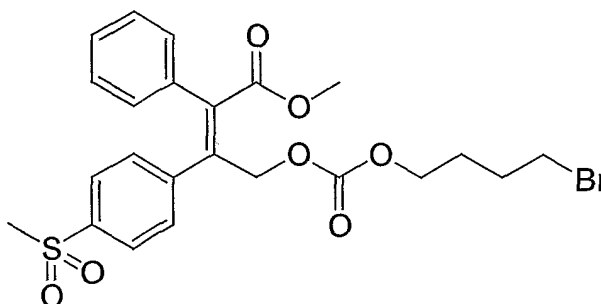
Step 4: 4-bromobutyl (2Z)-4-hydroxy-2-[4-(methylsulfonyl)phenyl]-3-phenylbut-2-
 enyl carbonate



To a solution of 5.7 g of 4-bromobutyl (2Z)-4-hydroxy-2-[4-(methylsulfonyl)phenyl]-3-phenylbut-2-enyl carbonate in 100 mL of MeCN, 5 mL of PyHF was added and the mixture was stirred at rt for 2 hr. The reaction mixture was diluted with 500 mL of toluene and the loaded on a silica gel column and washed with EtOAc. The solvent was evaporated and the residue was purified by flash chromatograph over silica gel to afford 4.3 g of the titled compound. ¹H NMR (acetone-*d*₆, 500 M Hz): δ 7.69 (d, 2 H), 7.33 (d, 2 H), 7.15-7.00 (m, 5 H), 5.30 (s, 2 H), 4.64 (d, 2 H), 4.14 (t, 1 H, OH), 4.12 (t, 2 H), 3.51 (t, 2 H), 3.03 (s, 3 H), 1.91-1.86 (m, 2 H), 1.82-1.76 (m, 2 H).

10

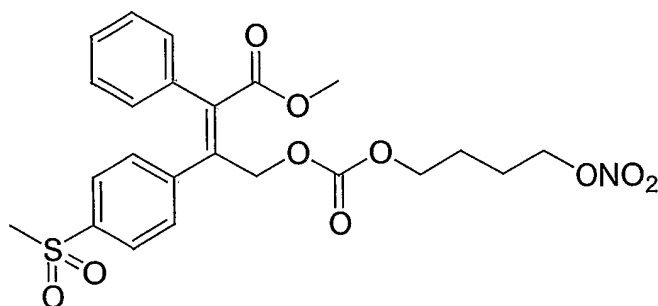
Step 5: methyl (2Z)-4-[[4-bromobutoxy]carbonyloxy]-3-[4-(methylsulfonyl)phenyl]-2-phenylbut-2-enoate



To a solution of 4.2 g of 4-bromobutyl (2Z)-4-hydroxy-2-[4-(methylsulfonyl)phenyl]-3-phenylbut-2-enyl carbonate in 50 mL of dichloromethane, 4.2 g of Dess-Martin reagent was added and the mixture was stirred at rt for 1 hr. Then 0.5 mL of water was added and the mixture was stirred at rt for 0.5 hr. The resulting mixture was filtered and evaporated. The crude thus obtained was dissolved in a solvent mixture of 30 mL of THF with 30 mL of *t*-BuOH. To this mixture, 5 mL of 2-methyl-2-butene was added followed by the addition of 50 mL of 1 M phosphoric acid and 25 mL of 1 M of NaClO₂. The resulting mixture was stirred at rt for 15 min. The organic phase was separated and the aqueous phase was extracted with EtOAc. The organic phase was combined, dried over Na₂SO₄, filtered, treated with CH₂N₂, and then evaporated. The crude was purified by flash chromatography over silica gel (5-50% EtOAc/hexane) to afford 3.89 g of the titled compound as a clear oil. The solvent was evaporated and the residue was purified by flash

chromatograph over silica gel to afford 4.3 g of the titled compound. ^1H NMR (acetone-*d*₆, 500 M Hz): δ 7.80 (d, 2 H), 7.47 (d, 2 H), 7.22-7.15 (m, 3 H), 7.12-7.05 (m, 2 H), 5.30 (s, 2 H), 4.14 (t, 2 H), 3.82 (s, 3 H), 3.53 (t, 2 H), 3.09 (s, 3 H), 1.91-1.86 (m, 2 H), 1.81-1.70 (m, 2 H).

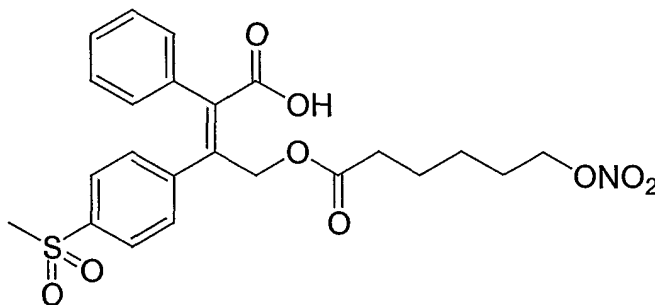
- 5 Step 6: methyl (2Z)-3-[4-(methylsulfonyl)phenyl]-4-({[4-(nitrooxy)butoxy]carbonyl}oxy)-2-phenylbut-2-enoate



- A solution of 3.89 g of methyl (2Z)-4-{{[4-
bromobutoxy]carbonyl}oxy}-3-[4-(methylsulfonyl)phenyl]-2-phenylbut-2-enoate and
10 4 g of AgNO_3 in 80 mL of MeCN was heated to 85 °C for 1.5 hr. The solvent was
evaporated and the residue was stirred with EtOAc for 10 min and filtered, The
solvent was evaporated and the residue was purified by flash chromatography over
silica gel (5-45% EtOAc/hexane) to afford 3.5 g of the titled compound as a white
solid. ^1H NMR (acetone-*d*₆, 500 M Hz): δ 7.80 (d, 2 H), 7.47 (d, 2 H), 7.22-7.15 (m,
15 3 H), 7.12-7.05 (m, 2 H), 5.30 (s, 2 H), 4.58 (t, 2 H), 4.15 (t, 2 H), 3.82 (s, 3 H), 3.09
(s, 3 H), 1.82-1.69 (m, 4 H).

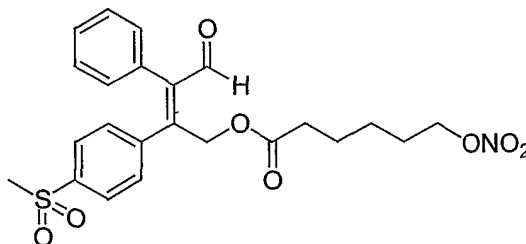
EXAMPLE 4

(2Z)-3-[4-(methylsulfonyl)phenyl]-4-{{6-(nitrooxy)hexanoyl}oxy}-2-phenylbut-2-enoic acid



5

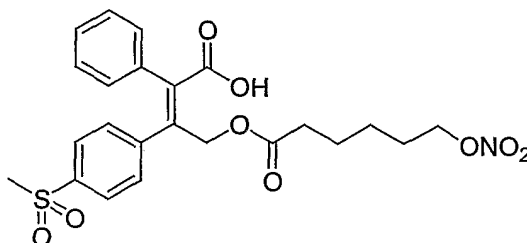
Step 1: (2Z)-2-[4-(methylsulfonyl)phenyl]-4-oxo-3-phenylbut-2-enyl 6-(nitrooxy)hexanoate



To a solution of 6 g of (2Z)-4-{{*tert*-butyl(dimethyl)silyl}oxy}-2-[4-(methylsulfonyl)phenyl]-3-phenylbut-2-en-1-ol, from Step 2, Example 3, 2.8 mL of diisopropylethylamine, and 1.8 g DMAP in 150 mL of dichloromethane stirred at -78 °C, 15 mmol of 6-bromohexanoyl chloride was added. The resulted mixture was stirred at rt for 1.5 hr and loaded on a silica gel column and eluted with 30-50% of EtOAc/hexane to afford a clear oil, which was dissolved 80 ml of MeCN with 7g of AgNO₃ in 80 mL of MeCN and heated to 85 °C for 1.5 hr. The solvent was evaporated and the residue was stirred with EtOAc for 10 min and filtered. The filtrate was evaporated and the residue was dissolved in 80 mL of MeCN. To the resulting solution, 4 mL of PyHF was added and the mixture was stirred at rt for 1.5 hr. The reaction mixture was diluted with 400 mL of toluene and then loaded on silica gel column and washed with EtOAc. The solvent was evaporated and the residue was dissolved in 80 mL of dichloromethane and 7 g of Dess-Martin reagent

was thus added. The resulted mixture was stirred at rt for 1 hr and treated with 0.5 mL of water for 10 hr. The resulting mixture was filtered and evaporated, and the residue was purified by flash chromatography to afford 4.3 g of the title compound as a clear oil. ¹H NMR (acetone-*d*₆, 500 M Hz): δ 10.51 (s, 1 H), 7.80 (d, 2 H), 7.47 (d, 2 H), 7.22-7.15 (m, 3 H), 7.04-6.97 (m, 2 H), 5.67 (s, 2 H), 4.52 (t, 2 H), 3.08 (s, 3 H), 2.27 (t, 2 H), 1.72-1.69 (m, 2 H), 1.55-1.48 (m, 2 H), 1.38-1.29 (m, 2 H).

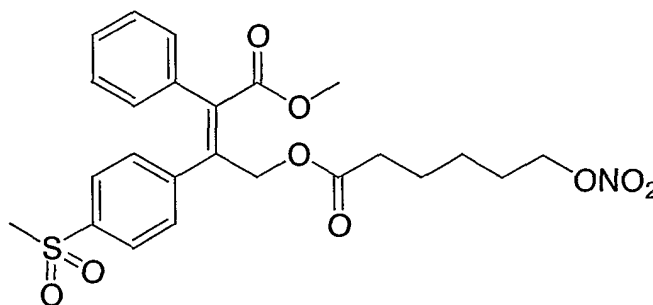
Step 2: (2*Z*)-3-[4-(methylsulfonyl)phenyl]-4-{{[6-(nitrooxy)hexanoyl]oxy}}-2-phenylbut-2-enoic acid



10 To a solution of 4.3 g of (2*Z*)-2-[4-(methylsulfonyl)phenyl]-4-oxo-3-phenylbut-2-enyl 6-(nitrooxy)hexanoate in a solvent mixture of 50 mL of THF with 50 mL of *t*-BuOH, 5 mL of 2-methyl-2-butene was added followed by the addition of 20 mL of 2 M phosphoric acid and 20 mL of 1 M of NaClO₂. The resulting mixture was stirred at rt for 15 min. The organic phases were separated and the aqueous phase
15 was extracted with EtOAc. The organic phases were combined, dried over Na₂SO₄, filtered, and then evaporated. The crude was purified by flash chromatography over silica gel (5-100% EtOAc/hexane) to afford 3.8 g of the titled compound as white solid. ¹H NMR (acetone-*d*₆, 500 M Hz): δ 7.79 (d, 2 H), 7.45 (d, 2 H), 7.22-7.15 (m, 3 H), 7.15-7.10 (m, 2 H), 5.31 (s, 2 H), 4.51 (t, 2 H), 3.07 (s, 3 H), 2.23 (t, 2 H), 1.72-
20 1.65 (m, 2 H), 1.52-1.45 (m, 2 H), 1.37-1.29 (m, 2 H).

EXAMPLE 5

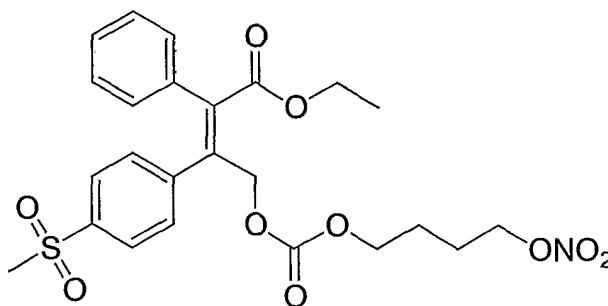
methyl (2Z)-3-[4-(methylsulfonyl)phenyl]-4-{{6-(nitrooxy)hexanoyl}oxy}-2-phenylbut-2-enoate



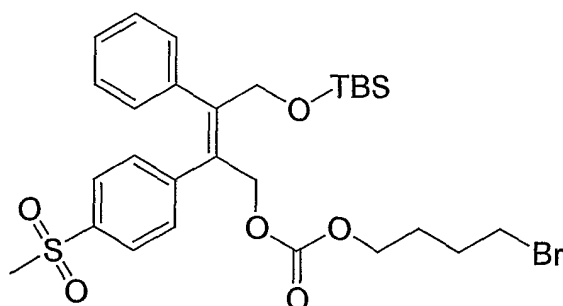
- 5 To a solution of 30 mg of (2Z)-3-[4-(methylsulfonyl)phenyl]-4-{{6-(nitrooxy)hexanoyl}oxy}-2-phenylbut-2-enoic acid (prepared as described in Step 2 of EXAMPLE 4) in 5 mL of THF, $\text{CH}_2\text{N}_2/\text{Et}_2\text{O}$ was added dropwise. The excess CH_2N_2 was removed by the addition of a dilute acetic acid ether solution. The solvent was evaporated to afford 31 mg of the title compound as a clear oil. ^1H NMR
- 10 (acetone-*d*₆, 500 MHz δ 7.79 (d, 2 H), 7.46 (d, 2 H), 7.22-7.17 (m, 3 H), 7.14-7.08 (m, 2 H), 5.24 (s, 2 H), 4.52 (t, 2 H), 3.82 (s, 3 H), 3.08 (s, 3 H), 2.25 (t, 2 H), 1.73-1.66 (m, 2 H), 1.56-1.48 (m, 2 H), 1.39-1.31 (m, 2 H).

EXAMPLE 6

- 15 ethyl (2Z)-3-[4-(methylsulfonyl)phenyl]-4-({[4-(nitrooxy)butoxy]carbonyl}oxy)-2-phenylbut-2-enoate

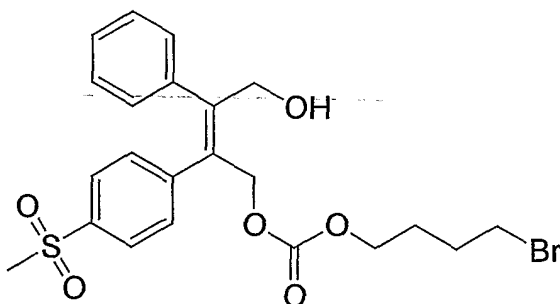


Step 1: 4-bromobutyl (2Z)-4-{{*tert*-butyl(dimethyl)silyl}oxy}-2-[4-(methylsulfonyl)phenyl]-3-phenylbut-2-en-1-yl carbonate



To a solution of 80 mL of phosgene/toluene (1.93 M) stirred at -78°C , 8 g of 4-bromo-1-butanol was added. The resulting mixture was stirred at rt overnight and distilled to remove toluene. The residue was dissolved in 30 mL of dichloromethane and added to a mixture formed by 15 mL of Hunig's base, 10 mmol of (2Z)-4-[[*tert*-butyl(dimethyl)silyl]oxy]-2-[4-(methylsulfonyl)phenyl]-3-phenylbut-2-en-1-ol, and 100 mL of dichloromethane stirred -78°C . The reaction mixture was stirred at rt for 1.5 h, filtered through a pad of silica gel, washed with EtOAc, evaporated, and purified by flash chromatography (5-50% EtOAc/hexane) to afford 5.7 g of the titled compound. $^1\text{H NMR}$ (acetone-*d*₆, 500 MHz): δ 7.72 (d, 2 H), 7.38 (d, 2 H), 7.18-7.05 (m, 5 H), 5.30 (s, 2 H), 4.81 (s, 2 H), 4.15 (t, 2 H), 3.53 (t, 2 H), 3.07 (s, 3 H), 1.96-1.87 (m, 2 H), 1.83-1.75 (m, 2 H), 0.82 (s, 9 H), 0.00 (s, 6 H).

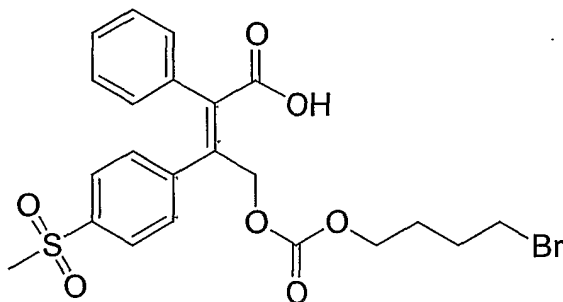
Step 2: 4-bromobutyl (2Z)-4-hydroxy-2-[4-(methylsulfonyl)phenyl]-3-phenylbut-2-en-1-yl carbonate



A mixture of 5.7 g of 4-bromobutyl (2Z)-4-[[*tert*-butyl(dimethyl)silyl]oxy]-2-[4-(methylsulfonyl)phenyl]-3-phenylbut-2-en-1-yl carbonate and 5 mL of PyHF in 100 mL of MeCN was stirred at rt for 2 h, diluted with 500 mL of toluene, filtered through a pad of silica gel, evaporated, and purified by flash chromatography to afford 4.3 g of the titled compound. $^1\text{H NMR}$ (acetone-*d*₆, 500 MHz): δ 7.70 (d, 2 H), 7.36 (d, 2 H),

7.18-7.10 (m, 5 H), 5.30 (s, 2 H), 4.68 (d, 2 H), 4.15 (t, 1 H, OH), 4.13 (t, 2 H), 3.53 (t, 2 H), 3.07 (s, 3 H), 1.93-1.87 (m, 2 H), 1.80-1.70 (m, 2 H).

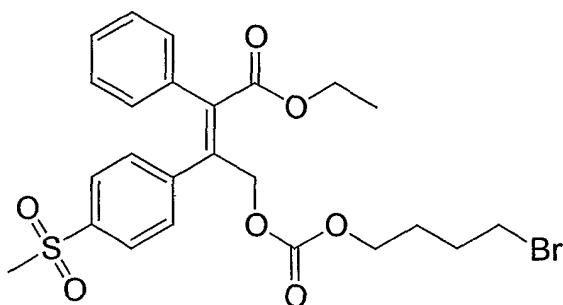
Step 3: (2Z)-4-[[4-(4-bromobutoxy)carbonyl]oxy]-3-[4-(methylsulfonyl)phenyl]-2-phenylbut-2-enoic acid



5

A solution of 4.2 g of 4-bromobutyl (2Z)-4-hydroxy-2-[4-(methylsulfonyl)phenyl]-3-phenylbut-2-en-1-yl carbonate in 50 mL of dichloromethane was treated with 4.2 g of Dess-Martin reagent for 1 h at rt. The reaction was quenched by 0.5 mL of water and stirred at rt for 1 h, filtered, and evaporated. The residue was dissolved in a solvent mixture of 30 mL of THF and 30 mL of t-BuOH, and treated with 50 mL of 1 M of H₃PO₄ and 25 mL of 1 M of NaClO₂ in the presence of 5 mL of 2-methyl-2-butene. The resulting mixture was stirred at rt for 15 min; the organic layer was separated, washed with brine, dried (Na₂SO₄), and evaporated to afford 4 g of the crude acid for further use.

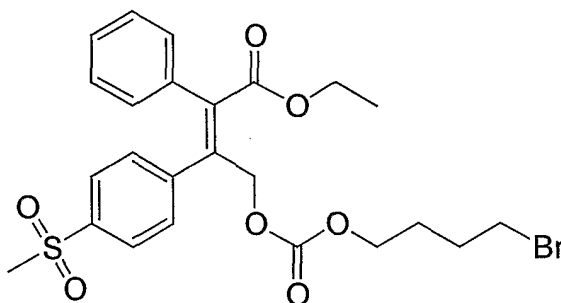
15 Step 4: ethyl (2Z)-4-[[4-(4-bromobutoxy)carbonyl]oxy]-3-[4-(methylsulfonyl)phenyl]-2-phenylbut-2-enoate



A solution of 5 mmol of (2Z)-4-[[4-(4-bromobutoxy)carbonyl]oxy]-3-[4-(methylsulfonyl)phenyl]-2-phenylbut-2-enoic acid with 3 mL of EtI in 30 mL of DMF

was stirred with 5 mmol of K_2CO_3 at rt for 30 min. The reaction was quenched with sat. NH_4Cl/H_2O , extracted with EtOAc, Dried over Na_2SO_4 , evaporated, and purified by flash chromatography (5-50% EtOAc/hexane) to afford 2.7 g of the titled compound. 1H NMR (acetone- d_6 , 500 MHz): δ 7.80 (d, 2 H), 7.48 (d, 2 H), 7.22-7.17 (m, 3 H), 7.15-7.08 (m, 2 H), 5.30 (s, 2 H), 4.32 (m, 4 H), 3.54 (t, 2 H), 3.12 (s, 3 H), 1.95-1.84 (m, 2 H), 1.83-1.70 (m, 2 H) 1.31 (t, 3 H).

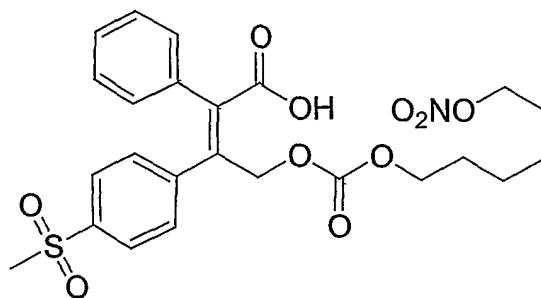
Step 5: ethyl (2Z)-3-[4-(methylsulfonyl)phenyl]-4-({[4-(nitrooxy)butoxy]carbonyl}oxy)-2-phenylbut-2-enoate



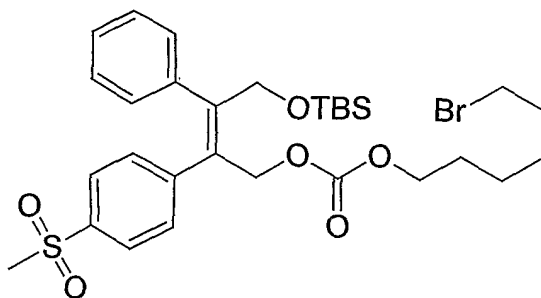
10 A solution of 2.7 g of ethyl (2Z)-4-{{[4-(4-bromobutoxy)carbonyl]oxy}}-3-[4-(methylsulfonyl)phenyl]-2-phenylbut-2-enoate and 2.7 g of $AgNO_3$ in 30 mL of acetonitrile was heated to $85^\circ C$ for 0.5 h. The solvent was evaporated and the residue was stirred with EtOAc for 10 min, filtered, evaporated, and purified by flash chromatography over silica gel (5-55% EtOAc / hexane) to afford 2.18 g of the titled compound as a clear oil. 1H NMR (acetone- d_6 , 500 MHz): δ 7.82 (d, 2 H), 7.47(d, 2 H), 7.23-7.17 (m, 3 H), 7.14-7.07 (m, 2 H), 5.30 (s, 2 H), 4.58 (t, 2 H), 4.32 (q, 2 H), 4.16 (t, 2 H), 3.10 (s, 3 H), 1.82-1.71 (m, 4 H), 1.30 (t, 3H).

EXAMPLE 7

(2Z)-3-[4-(methylsulfonyl)phenyl]-4-[[{6-(nitrooxy)hexyl}oxy]carbonyl]oxy]-2-phenylbut-2-enoic acid

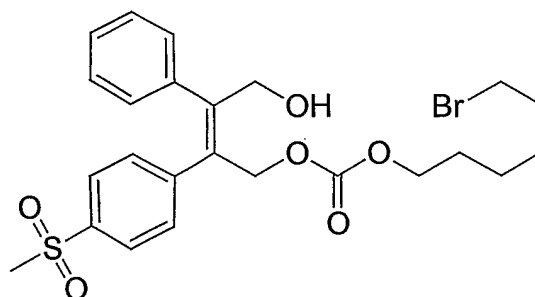


- 5 Strp 1: 6-bromohexyl (2Z)-4-[[*tert*-butyl(dimethyl)silyl]oxy]-2-[4-(methylsulfonyl)phenyl]-3-phenylbut-2-en-1-yl carbonate



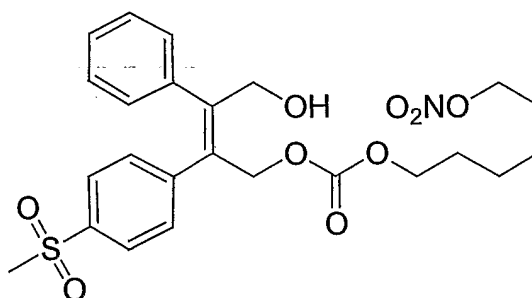
- To a solution of 90 ml of phosgene (1.93 M / toluene) at -78°C under N₂, was added 12.6 g of 6-bromohexanol. The resulting mixture was stirred at 25°C for 24 h.
- 10 Distillation of excess phosgene was done under low vacuum at 150°C to afford 16.9 g of the desired compound as orange oil. The crude thus obtained was dissolved in dichloromethane, and added to a solution of 16.3 g of (2Z)-4-[[*tert*-butyl(dimethyl)silyl]oxy]-2-[4-(methylsulfonyl)phenyl]-3-phenylbut-2-en-1-ol, 4.6 g of DMAP and 8.5 mL of Hünig's base in 250 mL of CH₂Cl₂ at -78°C. The reaction
- 15 mixture was stirred for 1 h at 25°C and then filtered through a pad of silica gel, washed with EtOAc, evaporated, and purified by flash chromatography to afford 24.1 g of the titled compound as yellowish oil.

Step 2: 6-bromohexyl (2Z)-4-hydroxy-2-[4-(methylsulfonyl)phenyl]-3-phenylbut-2-en-1-yl carbonate



- 5 To a solution of 24 g of 6-bromohexyl (2Z)-4-[[*tert*-butyl(dimethyl)silyl]oxy]-2-[4-(methylsulfonyl)phenyl]-3-phenylbut-2-en-1-yl carbonate in 200 mL of acetonitrile was added 9 mL of PyrHF and the mixture was stirred at 25°C for 1.5 h. The reaction mixture was diluted with 1 L of toluene, loaded on silica gel and washed with EtOAc. The solvent was evaporated to afford 16.8 g of the titled compound. The crude
- 10 compound was used directly for the next step.

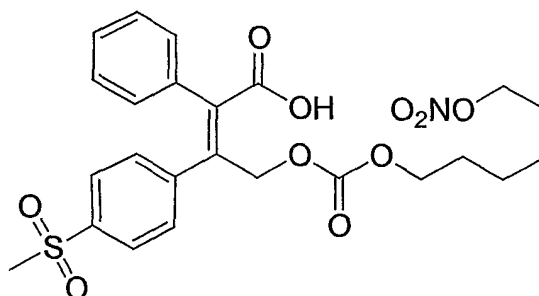
Step 3: (2Z)-4-hydroxy-2-[4-(methylsulfonyl)phenyl]-3-phenylbut-2-en-1-yl 6-(nitrooxy)hexyl carbonate



- 15 A solution of 4.7g of 6-bromohexyl (2Z)-4-hydroxy-2-[4-(methylsulfonyl)phenyl]-3-phenylbut-2-en-1-yl carbonate and 7.7 g of AgNO₃ in 40 mL of acetonitrile was heated to 85°C for 100 min. The solvent was evaporated. The residue was stirred with EtOAc for 10 min, filtered, evaporated, and purified by flash chromatography over silica gel (5-55% EtOAc / hexane) to afford 4.6 g of the titled compound as a

yellowish oil. ^1H NMR (acetone-*d*₆, 500 MHz): δ 7.76 (d, 2 H), 7.43 (d, 2 H), 7.18-7.04 (m, 5 H), 5.18 (s, 2 H), 4.75 (s, 2 H), 4.50 (t, 2 H), 4.24 (t, 2 H), 3.05 (s, 3 H) 1.75-1.65 (m, 4 H), 1.44-1.31 (m, 4 H).

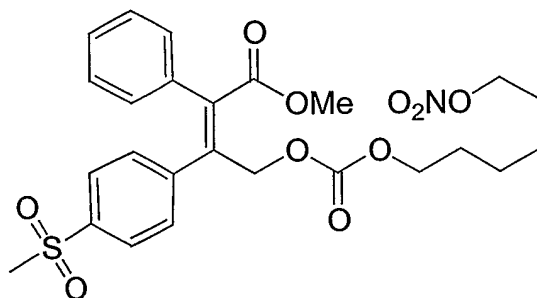
Step 4: (2*Z*)-3-[4-(methylsulfonyl)phenyl]-4-[[6-(nitrooxy)hexyl]oxy]carbonyloxy]-2-phenylbut-2-enoic acid



A solution of 4.5 g of (2*Z*)-4-hydroxy-2-[4-(methylsulfonyl)phenyl]-3-phenylbut-2-
 10 en-1-yl 6-(nitrooxy)hexyl carbonate in 100 mL of dichloromethane was treated with
 4.5 g of Dess-Martin reagent at 25°C for 75 min. The reaction was quenched by 1 mL
 of water, and stirred at RT for 30 min. Then the mixture was filtered through a pad of
 silica gel and evaporated. The crude thus obtained was dissolved in a solvent mixture
 of THF and *t*-BuOH (100 mL / 100 mL). To the resulting solution was added 5.3 mL
 15 of 2-methyl-2-butene followed by the addition of 13 mL of phosphoric acid (1.2M
 soln) and 13 mL of NaClO₂ (1M soln). The resulting mixture was stirred at RT for 30
 min. The organic phase was separated and the aqueous phase was extracted with
 EtOAc. The organic phases were combined, dried over Na₂SO₄, filtered, and then
 evaporated. The crude was purified by flash chromatography to afford titled
 20 compound as a white solid. ^1H NMR (acetone-*d*₆, 500 MHz): δ 11.8 (bs, 1 H), 7.76
 (d, 2 H), 7.43 (d, 2 H), 7.17-7.11 (m, 5 H), 5.34 (s, 2 H), 4.52 (t, 2 H), 4.04 (t, 2 H),
 3.05 (s, 3 H), 1.71 (m, 2 H), 1.57 (m, 2 H), 1.40 (m, 2 H), 1.34 (m, 2 H).

EXAMPLE 8

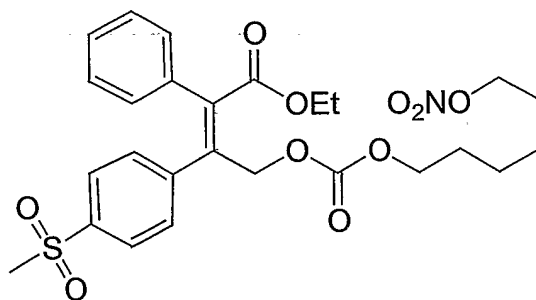
Methyl (2Z)-3-[4-(methylsulfonyl)phenyl]-4-[[{6-(nitrooxy)hexyl}oxy]carbonyl]oxy]-2-phenylbut-2-enoate



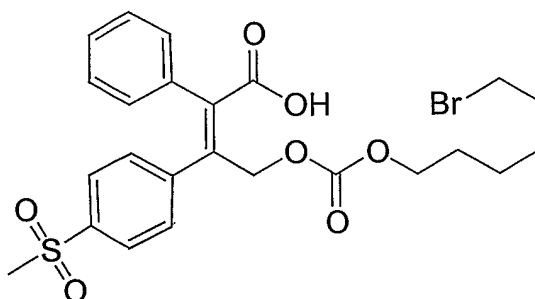
- 5 By treatment of a THF solution of (2Z)-3-[4-(methylsulfonyl)phenyl]-4-[[{6-(nitrooxy)hexyl}oxy]carbonyl]oxy]-2-phenylbut-2-enoic acid with diazomethane, the titled compound was obtained (1 g) as a white solid. ¹H NMR (acetone-*d*₆, 500 MHz): δ 7.77 (d, 2 H), 7.44 (d, 2 H), 7.17-7.15 (m, 3 H), 7.09-7.06 (m, 2 H), 5.26 (s, 2 H), 4.53 (t, 2 H), 4.06 (t, 2 H), 3.79 (s, 3 H), 3.05 (s, 3 H), 1.75-1.69 (m, 2 H),
 10 1.63-1.57 (m, 2 H), 1.45-1.33 (m, 4 H).

EXAMPLE 9

Ethyl (2Z)-3-[4-(methylsulfonyl)phenyl]-4-[[{6-(nitrooxy)hexyl}oxy]carbonyl]oxy]-2-phenylbut-2-enoate

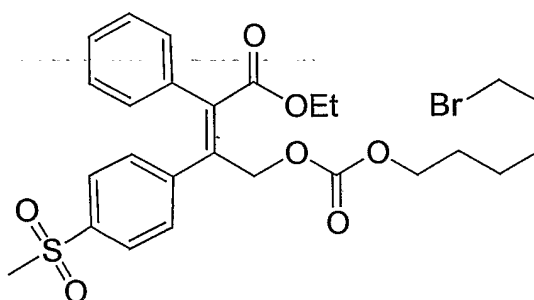


- 15 Step 1: (2Z)-4-[[{6-(bromohexyl)oxy]carbonyl}oxy]-3-[4-(methylsulfonyl)phenyl]-2-phenylbut-2-enoic acid



To a solution of 12 g of 6-bromohexyl (2Z)-4-hydroxy-2-[4-(methylsulfonyl)phenyl]-3-phenylbut-2-en-1-yl carbonate in 125 mL of dichloromethane was added 12.1 g of Dess-Martin reagent; the resulting mixture was stirred at 25°C for 2 h. Then 1 mL of water was added and the mixture was stirred at RT for 30 min. The mixture was filtered through a pad of silica gel and evaporated. The crude thus obtained was dissolved in a solvent mixture of THF and t-BuOH (100 mL / 100 mL). To this solution was added 16 mL of 2-methyl-2-butene followed by the addition of 40 mL of phosphoric acid (1.2M soln) and 40 mL of NaClO₂ (1M soln). The resulting mixture was stirred at RT for 30 min. The organic phase was separated and the aqueous phase was extracted with EtOAc. The organic phases were combined, dried over Na₂SO₄, filtered, and then evaporated. The crude was purified by flash chromatography to afford titled compound as white solid.

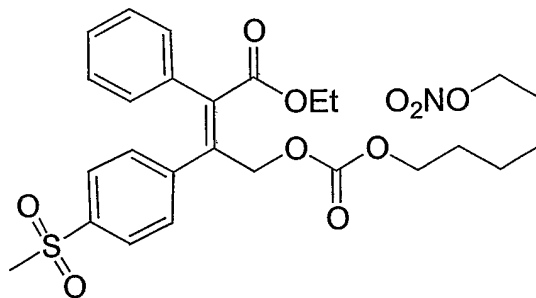
Step 2: ethyl (2Z)-4-((6-bromohexyloxy)carbonyloxy)-3-[4-(methylsulfonyl)phenyl]-2-phenylbut-2-enoate



To a solution of 2.6 g of (2Z)-4-((6-bromohexyloxy)carbonyloxy)-3-[4-(methylsulfonyl)phenyl]-2-phenylbut-2-enoic acid in 20 mL of DMF at rt was added 3.8 mL of ethyl iodide and 670 mg of potassium carbonate under nitrogen. The reaction was stirred for 1 h, quenched by saturated aqueous NH₄Cl, extracted with

EtOAc, washed with water (3x), brine, and dried over sodium sulfate. Purification by flash chromatography afforded 1.86 g of the titled compound as a brownish oil.

Step 3: Ethyl (2Z)-3-[4-(methylsulfonyl)phenyl]-4-[(6-(nitrooxy)hexyl)oxy]carbonyloxy]-2-phenylbut-2-enoate



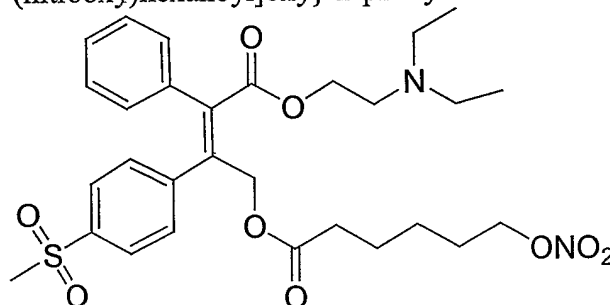
5

A solution of 1.86 g of ethyl (2Z)-4-([(6-bromohexyl)oxy]carbonyloxy)-3-[4-(methylsulfonyl)phenyl]-2-phenylbut-2-enoate and 2.8 g of AgNO₃ in 30 mL of acetonitrile was heated to 85°C for 1 h. The solvent was evaporated and the residue was stirred with EtOAc for 10 min, filtered, and evaporated. The compound was then purified by flash chromatography over silica gel (5-55% EtOAc / hexane) to afford 1.0 g of the titled compound as a colorless oil. ¹H NMR (acetone-*d*₆, 500 MHz): δ 7.77 (d, 2 H), 7.47-7.44 (d, 2 H), 7.18-7.16 (m, 3 H), 7.10-7.07 (m, 2 H), 5.25 (s, 2 H), 4.53 (t, 2 H), 4.28 (q, 2 H), 4.07 (t, 2 H), 3.06 (s, 3 H), 1.75-1.69 (m, 2 H), 1.63-1.57 (m, 2 H), 1.45-1.33 (m, 4 H), 1.27 (t, 3 H).

15

EXAMPLE 10

2-(diethylamino)ethyl (2Z)-3-[4-(methylsulfonyl)phenyl]-4-[(6-(nitrooxy)hexanoyl)oxy]-2-phenylbut-2-enoate

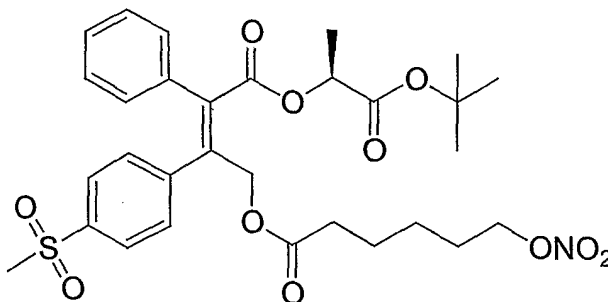


20

To a solution of 1.5 g of (2Z)-3-[4-(methylsulfonyl)phenyl]-4-[[6-(nitrooxy)hexanoyl]oxy]-2-phenylbut-2-enoic and 0.8 g of 2-bromo-N,N-diethylethylamine hydrobromide in 15 mL of DMF was stirred at rt with 0.8 g K₂CO₃ for 2 hr. Then saturated ammonium chloride solution was added and the mixture was extracted with EtOAc. The organic layer was combined and washed with brine and dried over Na₂SO₄. The solvent was evaporated and the residue was purified by flash chromatography over silica gel (5-50% EtOAc/hexane) to afford 1.2 g of the titled compound as an oil. ¹H NMR (500 MHz, Acetone-d₆): δ 7.78 (d, 2 H), 7.45 (d, 2 H), 7.24-7.15 (m, 5 H), 5.40 (s, 2 H), 4.78 (t, 2 H), 4.52 (t, 2H), 3.42 (m, 2 H), 3.10-3.00 (m, 7H), 2.25 (t, 2 H), 1.68 (m, 2 H), 1.50 (m, 2 H), 1.33 (m, 2 H), 1.24 (t, 6H).

EXAMPLE 11

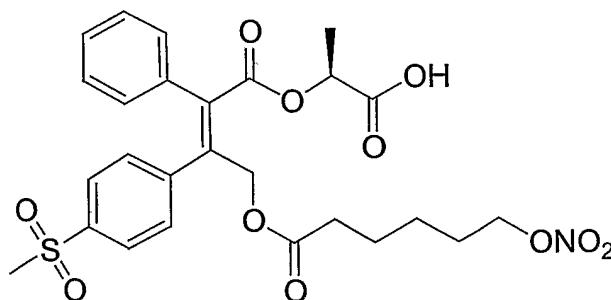
(1S)-2-tert-butoxy-1-methyl-2-oxoethyl (2Z)-3-[4-(methylsulfonyl)phenyl]-4-[[6-(nitrooxy)hexanoyl]oxy]-2-phenylbut-2-enoate



To a solution of 0.3g (2Z)-3-[4-(methylsulfonyl)phenyl]-4-[[6-(nitrooxy)hexanoyl]oxy]-2-phenylbut-2-enoic from step 5 example 1 and 0.12 g of DMAP and 0.08g of tert-butyl(2R)-2-hydroxypropionate in 5 mL of CH₂Cl₂ at 0°C was added 0.1 g of EDCI. The reaction mixture was stirred overnight. Then saturated ammonium chloride solution was added and the mixture was extracted with EtOAc. The organic layer was combined, washed with brine and dried over Na₂SO₄. The solvent was evaporated and the residue was purified by flash chromatography over silica gel (5 % EtOAc/hexane) to afford (1S)-2-tert-butoxy-1-methyl-2-oxoethyl (2Z)-3-[4-(methylsulfonyl)phenyl]-4-[[6-(nitrooxy)hexanoyl]oxy]-2-phenylbut-2-enoate. ¹H NMR (500 MHz, Acetone-d₆): δ 7.80 (d, 2 H), 7.48 (d, 2 H), 7.17-7.09 (m, 5 H), 5.34 (s, 2 H), 5.10 (m, 1 H), 4.50 (t, 2H), 3.08 (s, 3 H), 2.22 (t, 2 H), 1.69 (m, 2 H), 1.48 (m, 14 H), 1.32 (m, 2H).

EXAMPLE 12

(2*S*)-2-(((2*Z*)-3-[4-(methylsulfonyl)phenyl]-4-{{6-(nitrooxy)hexanoyl}oxy}-2-phenylbut-2-enyl)oxy]propanoic acid



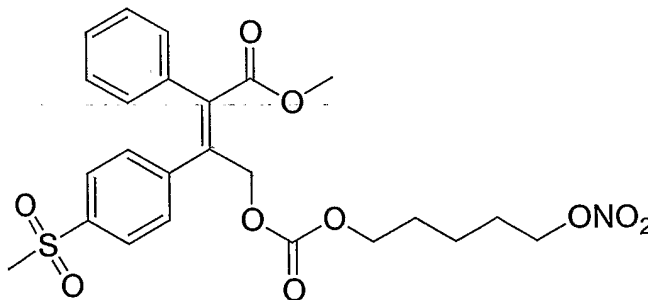
5

The titled compound (0.25 g) was obtained as a white powder after a TFA treatment of the (1*S*)-2-*tert*-butoxy-1-methyl-2-oxoethyl (2*Z*)-3-[4-(methylsulfonyl)phenyl]-4-{{6-(nitrooxy)hexanoyl}oxy}-2-phenylbut-2-enoate as prepared above. ¹H NMR (500 MHz, Acetone-*d*₆): δ 7.80 (d, 2 H), 7.48 (d, 2 H), 7.17-7.09 (m, 5 H), 5.34 (s, 2 H), 5.25 (m, 1 H), 4.50 (t, 2H), 3.08 (s, 3 H), 2.25 (t, 2 H), 1.69 (m, 2 H), 1.55 (d, 3 H), 1.49 (m, 2 H), 1.32 (m, 2H).

10

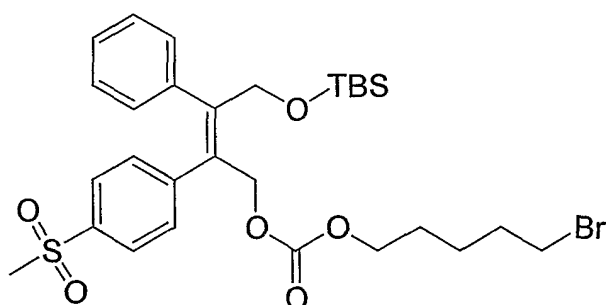
EXAMPLE 13

methyl (2*Z*)-3-[4-(methylsulfonyl)phenyl]-4-(((5-(nitrooxy)pentyl)oxy)carbonyl)oxy]-2-phenylbut-2-enoate



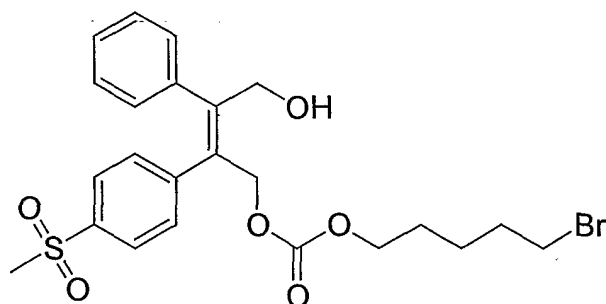
15

Step 1: 5-bromopentyl (2*Z*)-4-{{*tert*-butyl(dimethyl)silyl}oxy}-2-[4-(methylsulfonyl)phenyl]-3-phenylbut-2-enyl carbonate



To a solution of 5-bromo-1-pentanol (1 eq, 0.35M) in CH_2Cl_2 was added pyridine (1.1 eq). The mixture was cooled at -78°C and a solution of triphosgene (0.33 eq, 0.1M) was slowly added, the mixture was warmed to rt and stirred for 5 min. The reaction mixture was then slowly added to a mixture of (2Z)-4-[[*tert*-butyl(dimethyl)silyl]oxy]-2-[4-(methylsulfonyl)phenyl]-3-phenylbut-2-en-1-ol (1 eq) and pyridine (1 eq) in CH_2Cl_2 (0.35M) precooled at -78°C . The reaction mixture was warmed to 0°C and stirred 5 min. Saturated aqueous ammonium chloride was added and the mixture was extracted with EtOAc. The combined organic layers were dried over Na_2SO_4 , filtered and concentrated. The residue was purified by flash chromatography on silica gel eluted with 1:6 to 1:1 EtOAc/hexanes to give the titled compound.

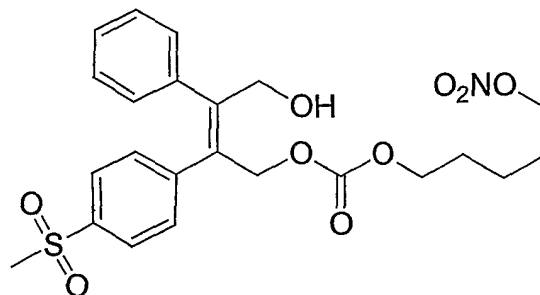
Step 2: 5-bromopentyl (2Z)-4-hydroxy-2-[4-(methylsulfonyl)phenyl]-3-phenylbut-2-enyl carbonate



A mixture of 5-bromopentyl (2Z)-4-[[*tert*-butyl(dimethyl)silyl]oxy]-2-[4-(methylsulfonyl)phenyl]-3-phenylbut-2-enyl carbonate (1 eq) and PyrHF (excess) in MeCN (0.25M) was stirred at rt for 2 h, diluted with 5 volumes of toluene, filtered

through a pad of silica gel eluted with 70% EtOAc/hexanes to give the titled compound.

Step 3: (Z)-4-hydroxy-2-[4-(methylsulfonyl)phenyl]-3-phenylbut-2-enyl 5-(nitrooxy)pentyl carbonate

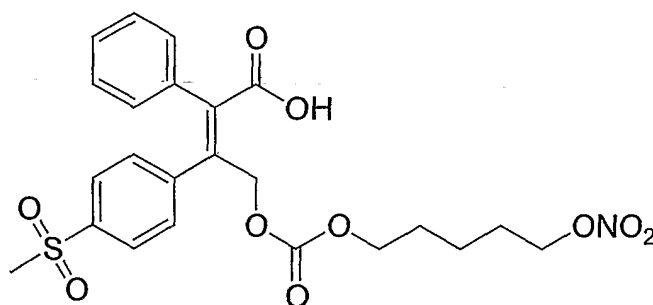


5

To a solution of 5-bromopentyl (Z)-4-hydroxy-2-[4-(methylsulfonyl)phenyl]-3-phenylbut-2-enyl carbonate (1 eq, 0.11M) in AcCN was added AgNO₃ (10 eq) and the mixture was heated to 85°C for 0.5 h. The solvent was evaporated and the residue was stirred with EtOAc for 10 min, filtered on a silica gel pad eluted with 70% EtOAc/hexane to afford titled compound.

10

Step 4: (Z)-3-[4-(methylsulfonyl)phenyl]-4-[(5-(nitrooxy)pentyl)oxy]carbonyloxy]-2-phenylbut-2-enoic acid

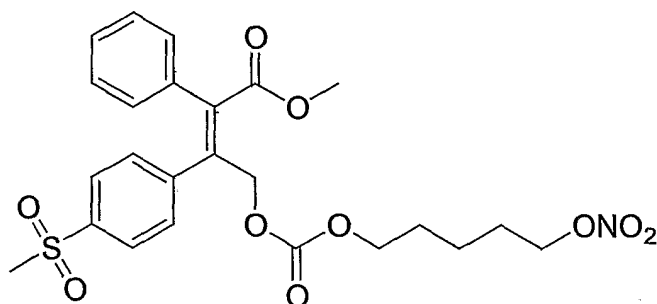


A solution of (Z)-4-hydroxy-2-[4-(methylsulfonyl)phenyl]-3-phenylbut-2-enyl 5-(nitrooxy)pentyl carbonate (1 eq, 0.2M) in dichloromethane was treated with Dess-Martin reagent (1.3 eq) for 1 h at rt. The reaction was quenched by 10 eq of water and stirred at rt for 1 h, filtered on a silica gel pad eluted with 60% EtOAc/hexanes and evaporated. The residue was dissolved in a 3:1 solvent mixture of tBuOH/CH₂Cl₂,

15

and treated with 1 M H₃PO₄ (4 eq) and 1 M NaClO₂ (2 eq) in the presence of an excess of 2-methyl-2-butene. The resulting mixture was stirred at rt for 30 min, diluted with EtOAc and the organic layer was separated, washed with brine, dried (Na₂SO₄), and evaporated to afford the crude acid used as such for next step.

- 5 Step 5: methyl (2Z)-3-[4-(methylsulfonyl)phenyl]-4-[[[5-(nitrooxy)pentyl]oxy}carbonyl]oxy]-2-phenylbut-2-enoate

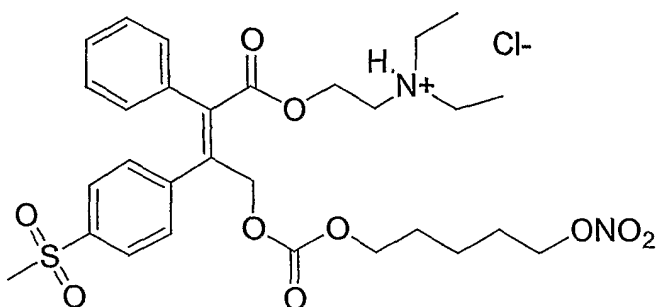


- Diazomethane (excess) was added to the previous acid in THF. The reaction mixture was concentrated and the residue was purified by flash chromatography on silica gel eluted with 15%-40% EtOAc/hexane to afford the corresponding methyl ester.
 10 MS (+APCI) m/z 539.2 (M+H₂O)⁺

15

EXAMPLE 14

N,N-diethyl-2-((2Z)-3-[4-(methylsulfonyl)phenyl]-4-[[[5-(nitrooxy)pentyl]oxy}carbonyl]oxy]-2-phenylbut-2-enoyl)oxyethanaminium chloride



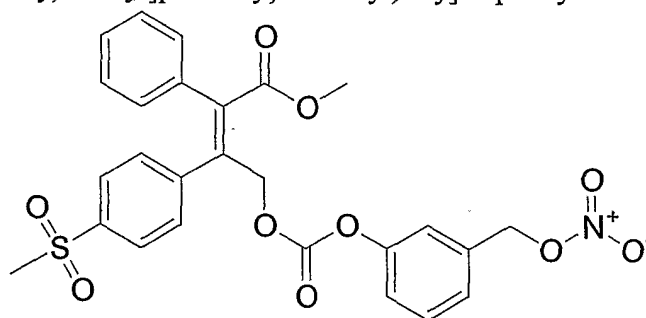
20

To a solution of (2Z)-3-[4-(methylsulfonyl)phenyl]-4-[(5-(nitrooxy)pentyl]oxy} carbonyl)oxy]-2-phenylbut-2-enoic acid (1 eq, 0.2M) in DMF was added 2-bromo-*N,N*-diethylethanaminium bromide (1 eq) and K₂CO₃ (2 eq). The reaction was stirred at rt for 12 h and saturated aqueous NH₄Cl was added. The mixture was extracted with EtOAc and the combined organic layers were washed with brine, dried over Na₂SO₄, filtered and concentrated. The residue was purified by flash chromatography on silica gel eluted with 100% EtOAc and concentrated. The neutral amine was dissolved in Et₂O and an excess of 2M HCl in Et₂O was added. The mixture was stirred for 2 h and concentrated. The residue was dissolved in water and freeze dried to give the titled compound. ¹H NMR (acetone-*d*₆, 500 M Hz): δ 7.76 (d, 2 H), 7.44 (d, 2 H), 7.21-7.13 (m, 5 H), 5.41 (s, 2H), 4.78-4.74 (m, 2 H), 4.53 (t, 2H), 4.08 (t, 2H), 3.44-3.40 (m, 2H), 3.04 (s, 3 H), 3.04-3.0 (m, 4H), 1.76-1.71 (m, 2H), 1.65-1.60 (m, 2H), 1.45-1.40 (m, 2H), 1.22 (t, 6H).

15

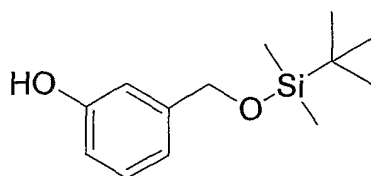
EXAMPLE 15

methyl (2Z)-3-[4-(methylsulfonyl)phenyl]-4-[(3-((nitrooxy)methyl]phenoxy} carbonyl)oxy]-2-phenylbut-2-enoate



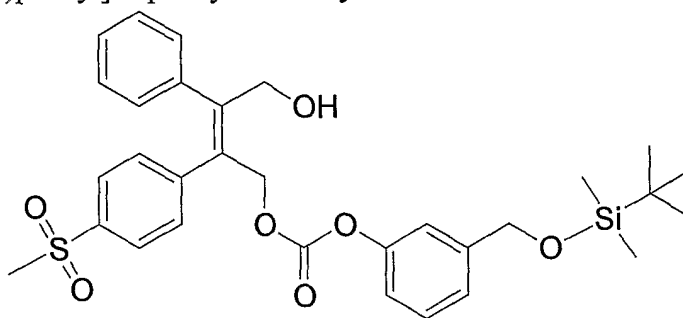
Step 1: 3-({*tert*-butyl(dimethyl)silyl]oxy}methyl)phenol

20



To a solution of 79 g of 3-(hydroxymethyl)phenol in 300 mL of DMF cooled at 0°C was added 50 g of imidazole followed by 101 g of *tert*-butyl(chloro)dimethylsilane. The reaction was warmed to rt and stirred overnight. The reaction was quenched with aqueous NH₄Cl, extracted with EtOAc and washed with brine, dried over sodium sulfate, evaporated, and purified by flash chromatography (10-30% EtOAc/hexane) to afford 140 g of the title compound as a yellow oil.

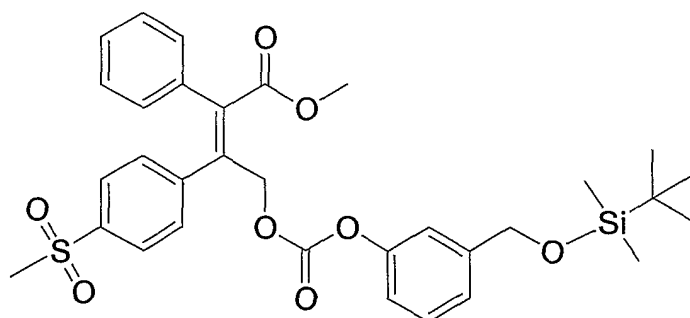
Step 2: 3-({*tert*-butyl(dimethyl)silyl}oxy)methylphenyl (2*Z*)-4-hydroxy-2-[4-(methylsulfonyl)phenyl]-3-phenylbut-2-enyl carbonate



10

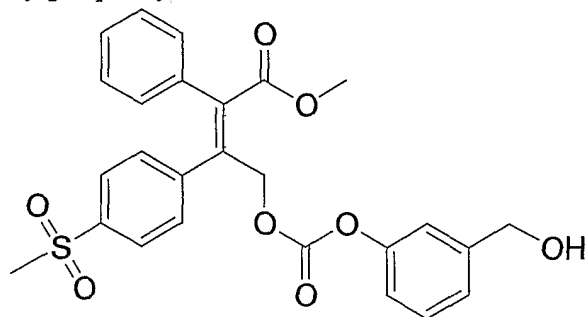
To a solution of 3.06 g of 3-({*tert*-butyl(dimethyl)silyl}oxy)methylphenol and 1.50 g of triphosgene in 20 mL of CH₂Cl₂ cooled at -78°C was added 1.2 mL of pyridine. The reaction mixture was warmed to rt. After 15-30 min, the white suspension was transferred to a solution containing 5.95 g of (2*Z*)-2-[4-(methylsulfonyl)phenyl]-3-phenylbut-2-ene-1,4-diol and 1.5 mL of pyridine in 20 mL of CH₂Cl₂ at rt. The reaction was stirred at rt for 15 min. The reaction was quenched with aqueous 1N HCl, extracted with EtOAc and washed with brine, dried over sodium sulfate, evaporated, and purified by flash chromatography (50-70% EtOAc/hexane) to afford 1.26 g of the title compound as a yellow oil.

Step 3: methyl (2*Z*)-4-({[3-({*tert*-butyl(dimethyl)silyl}oxy)methyl]phenoxy}carbonyl}oxy)-3-[4-(methylsulfonyl)phenyl]-2-phenylbut-2-enoate



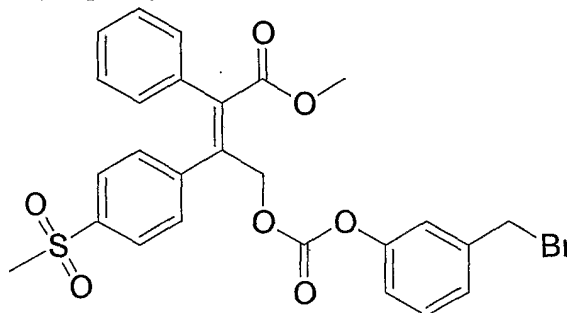
To a solution of 1.26 g of 3-((*tert*-butyl(dimethyl)silyloxy)methyl)phenyl (Z)-4-
 hydroxy-2-[4-(methylsulfonyl)phenyl]-3-phenylbut-2-enyl carbonate in 35 mL of
 CH₂Cl₂ cooled at -78°C was added 1.05 g of Dess-Martin reagent. After 1 h of
 5 stirring at rt, the reaction was quenched with aqueous NaHCO₃, extracted with
 EtOAc, washed with aqueous NaHCO₃ and brine, dried over sodium sulfate, filtered
 through a pad of silica gel by eluting with EtOAc and evaporated. The crude material
 obtained was dissolved in a solvents mixture of 175 mL of *t*-BuOH and 75 mL of
 H₂O, and treated with 6.07 g of NaH₂PO₄ mono hydrated and 6.07 g of NaClO₂ for 30
 10 min in the presence of 30 mL of 2-methyl-2-butene. The organic solvents were
 removed under vacuum. The crude material was diluted with EtOAc, washed with
 aqueous 1N HCl and brine, dried over Na₂SO₄, and evaporated. The crude acid
 obtained was diluted with THF and esterified with diazomethane (excess). The
 reaction mixture was concentrated and the residue was purified by flash
 15 chromatography (10-50% EtOAc/hexane) to afford 1.02 g of the title compound as a
 colorless oil.

Step 4: 3-((*tert*-butyl(dimethyl)silyloxy)methyl)phenyl (Z)-4-({[3-(hydroxymethyl)phenoxy]carbonyl}oxy)-3-[4-(
 (methylsulfonyl)phenyl]-2-phenylbut-2-enoate



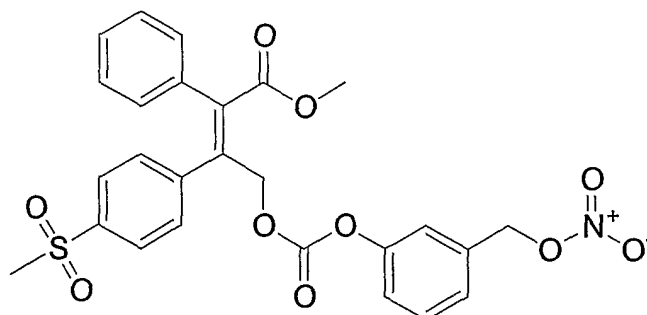
A solution of 1.02 g of methyl (2Z)-4-({[3-({[*tert*-butyl(dimethyl)silyl]oxy}methyl)phenoxy]carbonyl}oxy)-3-[4-(methylsulfonyl)phenyl]-2-phenylbut-2-enoate in 20 mL of acetonitrile was treated with 1 mL of Py•HF at rt for 1 h. The reaction was quenched with aqueous CuSO₄,
 5 extracted twice with EtOAc and washed with aqueous CuSO₄ and brine, dried over sodium sulfate, evaporated, and purified by flash chromatography (50-70% EtOAc/hexane) to afford 798 mg of the title compound as a colorless oil.

Step 5: methyl (2Z)-4-({[3-(bromomethyl)phenoxy]carbonyl}oxy)-3-[4-(methylsulfonyl)phenyl]-2-phenylbut-2-enoate
 10



To a solution of 470 mg of Ph₃P in 15 mL of CH₂Cl₂ cooled at 0°C was added 1.75 mL of a 1.0M Br₂ solution in CH₂Cl₂. After 10 min, 340 μL of Hunig's base was added followed by 798 mg of methyl (2Z)-4-({[3-(hydroxymethyl)phenoxy]carbonyl}oxy)-3-[4-(methylsulfonyl)phenyl]-2-phenylbut-2-enoate dissolved in 20 mL of CH₂Cl₂. After 15 min at 0°C, the reaction mixture was warmed to rt for 1h. The reaction was quenched with H₂O, extracted twice with EtOAc and washed with brine, dried over sodium sulfate, evaporated, and purified by flash chromatography (10-50% EtOAc/hexane) to afford 786 mg of the title
 15
 20 compound as a colorless oil.

Step 6: methyl (2Z)-3-[4-(methylsulfonyl)phenyl]-4-({[3-[(nitroxy)methyl]phenoxy}carbonyl]oxy)-2-phenylbut-2-enoate



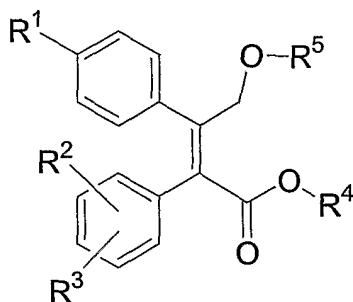
A solution of 786 mg of methyl (2Z)-4-({[3-(bromomethyl)phenoxy]carbonyl}oxy)-3-[4-(methylsulfonyl)phenyl]-2-phenylbut-2-enoate and 485 mg of AgNO₃ in 25 mL of acetonitrile was heated to 45°C for 2 h. The reaction was cooled down and filtered
5 through a pad of silica gel by eluting with EtOAc and the solvents were evaporated. The residue was purified by flash chromatography over silica gel (10-40% EtOAc/hexane) to afford 537 mg of the title compound as a waxy solid. ¹H NMR (acetone-*d*₆, 500 MHz): δ 7.80 (m, 2 H), 7.50-7.45 (m, 3 H), 7.40 (d, 1 H), 7.24 (t, 1 H), 7.19-7.14 (m, 4H), 7.11-7.09 (m, 2H), 5.58 (s, 2 H), 5.44 (s, 2 H), 3.81 (s, 3 H),
10 3.06 (s, 3 H).

15

20

WHAT IS CLAIMED IS:

1. A compound of Formula I



5

I

or a pharmaceutically acceptable salt thereof, wherein

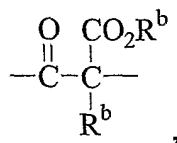
R¹ is selected from the group consisting of:

- 10 (a) S(O)₂CH₃,
 (b) S(O)₂NH₂,
 (c) S(O)₂NHC(O)CF₃,
 (d) S(O)(NH)CH₃,
 (e) S(O)(NH)NH₂,
 15 (f) S(O)(NH)NHC(O)CF₃,
 (g) P(O)(CH₃)OH, and
 (h) P(O)(CH₃)NH₂;

R² and R³ each are independently selected from the group consisting of:

- 20 (a) hydrogen,
 (b) halo,
 (c) C₁-6alkoxy,
 (d) C₁-6alkylthio,
 (e) CN,
 (f) CF₃,
 25 (g) C₁-6alkyl, and
 (h) N₃;

R⁴ is selected from the group consisting of



Ar is selected from the group consisting of: phenyl, naphthyl and HET³,

each R^a is independently selected from the group consisting of:

- 5
- (1) halo,
 - (2) C₁₋₆alkyl,
 - (3) C₁₋₆alkoxy,
 - (4) C₁₋₆alkylthio,
 - (5) OH,
 - 10 (6) CN,
 - (7) CF₃,
 - (8) CO₂R⁷, and
 - (9) C₀₋₆alkyl-W-NO_s;

each R^b is independently selected from the group consisting of:

- 15
- (1) C₁₋₆alkyl, optionally substituted with 1-3 halo groups or optionally substituted with phenyl, naphthyl or HET⁴, each of said phenyl, naphthyl or HET⁴ being optionally substituted with 1-3 substituents independently selected from the group consisting of: halo, C₁₋₆alkyl, C₁₋₆alkoxy, C₁₋₆alkylthio, OH, CN, CF₃, and CO₂R⁸; and
 - 20 (2) phenyl, naphthyl or HET⁵, each optionally substituted with 1-3 substituents independently selected from the group consisting of: halo, C₁₋₆alkyl, C₁₋₆alkoxy, C₁₋₆alkylthio, OH, CN, CF₃, and CO₂R⁸;

25

R⁶, R⁷ and R⁸ are each independently selected from the group consisting of

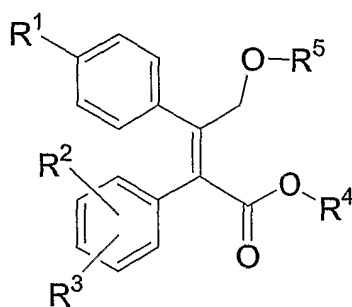
- (a) hydrogen,
- (b) C₁₋₆alkyl; and

30 HET¹, HET², HET³, HET⁴ and HET⁵ are each independently selected from the group consisting of: benzimidazolyl, benzofuranyl, benzopyrazolyl, benzotriazolyl, benzothiophenyl, benzoxazolyl, carbazolyl, carbolinyl, cinnolinyl, furanyl, imidazolyl,

indolyl, indolyl, indolaziny, indazolyl, isobenzofuranyl, isoindolyl, isoquinolyl, isothiazolyl, isoxazolyl, naphthyridinyl, oxadiazolyl, oxazolyl, pyrazinyl, pyrazolyl, pyridopyridinyl, pyridazinyl, pyridyl, pyrimidyl, pyrrolyl, quinazoliny, quinolyl, quinoxaliny, thiadiazolyl, thiazolyl, thienyl, triazolyl, azetidiny, 1,4-dioxanyl,
 5 hexahydroazepiny, piperaziny, piperidiny, pyrrolidiny, morpholiny,
 thiomorpholiny, dihydrobenzimidazolyl, dihydrobenzofuranyl,
 dihydrobenzothiophenyl, dihydrobenzoxazolyl, dihydrofuranyl, dihydroimidazolyl,
 dihydroindolyl, dihydroisooxazolyl, dihydroisothiazolyl, dihydrooxadiazolyl,
 dihydrooxazolyl, dihydropyraziny, dihydropyrazolyl, dihydropyridiny,
 10 dihydropyrimidiny, dihydropyrroly, dihydroquinoliny, dihydrotetrazolyl,
 dihydrothiadiazolyl, dihydrothiazolyl, dihydrothienyl, dihydrotriazolyl,
 dihydroazetidiny, methylenedioxybenzoyl, tetrahydrofuranyl, and tetrahydrothienyl.

2. A compound according to Claim 1 of Formula I

15



or a pharmaceutically acceptable salt thereof, wherein

20

R¹ is selected from the group consisting of:

- 25
- (a) S(O)₂CH₃,
 - (b) S(O)₂NH₂,
 - (c) S(O)₂NHC(O)CF₃,
 - (d) S(O)(NH)CH₃,
 - (e) S(O)(NH)NH₂,
 - (f) S(O)(NH)NHC(O)CF₃,
 - (g) P(O)(CH₃)OH, and
 - (h) P(O)(CH₃)NH₂;

R² and R³ each are independently selected from the group consisting of:

- 5 (a) hydrogen,
 (b) halo,
 (c) C₁₋₆alkoxy,
 (d) C₁₋₆alkylthio,
 (e) CN,
 (f) CF₃,
 (g) C₁₋₆alkyl, and
 (h) N₃;

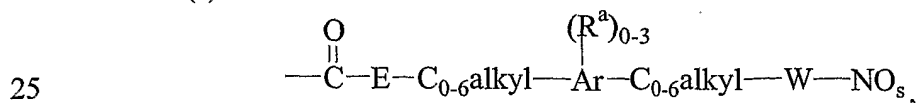
10 R⁴ is selected from the group consisting of

- (a) hydrogen,
 (b) C₁₋₆alkyl, optionally substituted with 1-3 halo groups or optionally substituted with phenyl, naphthyl or HET¹, each of said phenyl, naphthyl or HET¹ being optionally substituted with 1-3 substituents independently selected from the group consisting of: halo, C₁₋₆alkyl, C₁₋₆alkoxy, C₁₋₆alkylthio, OH, CN, CF₃, and CO₂R⁶;
 15 (c) phenyl, naphthyl or HET², each optionally substituted with 1-3 substituents independently selected from the group consisting of: halo, C₁₋₆alkyl, C₁₋₆alkoxy, C₁₋₆alkylthio, OH, CN, CF₃, and CO₂R⁶;

20

R⁵ is selected from the group consisting of:

- (a) -NO_s,
 (b) -C(O)-E-C₁₋₁₀alkyl-W-NO_s,
 (c)



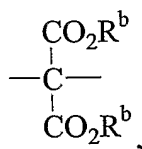
wherein:

each s is independently 1 or 2,

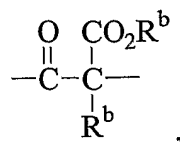
E is a bond, oxygen, sulfur or -C(O)-O-,

each W is independently selected from the group consisting of:

- 30 (1) oxygen,
 (2) sulfur,
 (3)



(4)



Ar is selected from the group consisting of: phenyl, naphthyl and HET³,

5

each R^a is independently selected from the group consisting of:

- (1) halo,
- (2) C₁₋₆alkyl,
- (3) C₁₋₆alkoxy,
- 10 (4) C₁₋₆alkylthio,
- (5) OH,
- (6) CN,
- (7) CF₃,
- (8) CO₂R⁷, and
- 15 (9) C₀₋₆alkyl-W-NO_s;

each R^b is independently selected from the group consisting of:

- (1) C₁₋₆alkyl, optionally substituted with 1-3 halo groups or optionally substituted with phenyl, naphthyl or HET⁴, each of said phenyl, naphthyl or HET⁴ being optionally substituted with 1-3 substituents independently selected from the group consisting of: halo, C₁₋₆alkyl, C₁₋₆alkoxy, C₁₋₆alkylthio, OH, CN, CF₃, and CO₂R⁸; and
- 20 (2) phenyl, naphthyl or HET⁵, each optionally substituted with 1-3 substituents independently selected from the group consisting of: halo, C₁₋₆alkyl, C₁₋₆alkoxy, C₁₋₆alkylthio, OH, CN, CF₃, and CO₂R⁸;
- 25

R⁶, R⁷ and R⁸ are each independently selected from the group consisting of

- (a) hydrogen,
- 30 (b) C₁₋₆alkyl; and

HET¹, HET², HET³, HET⁴ and HET⁵ are each independently selected from the group consisting of: benzimidazolyl, benzofuranyl, benzopyrazolyl, benzotriazolyl, benzothiophenyl, benzoxazolyl, carbazolyl, carbolinyl, cinnolinyl, furanyl, imidazolyl, 5 indolinyl, indolyl, indolaziny, indazolyl, isobenzofuranyl, isoindolyl, isoquinolyl, isothiazolyl, isoxazolyl, naphthyridinyl, oxadiazolyl, oxazolyl, pyrazinyl, pyrazolyl, pyridopyridinyl, pyridazinyl, pyridyl, pyrimidyl, pyrrolyl, quinazolinyl, quinolyl, quinoxaliny, thiadiazolyl, thiazolyl, thienyl, triazolyl, azetidiny, 1,4-dioxanyl, hexahydroazepiny, piperazinyl, piperidinyl, pyrrolidinyl, morpholinyl, 10 thiomorpholinyl, dihydrobenzimidazolyl, dihydrobenzofuranyl, dihydrobenzothiophenyl, dihydrobenzoxazolyl, dihydrofuranyl, dihydroimidazolyl, dihydroindolyl, dihydroisooxazolyl, dihydroisothiazolyl, dihydrooxadiazolyl, dihydrooxazolyl, dihydropyrazinyl, dihydropyrazolyl, dihydropyridinyl, dihydropyrimidinyl, dihydropyrrolyl, dihydroquinolinyl, dihydrotetrazolyl, 15 dihydrothiadiazolyl, dihydrothiazolyl, dihydrothienyl, dihydrotriazolyl, dihydroazetidiny, methylenedioxybenzoyl, tetrahydrofuranyl, and tetrahydrothienyl.

3. The compound according to Claim 2 wherein

20 R¹ is S(O)₂CH₃, and

R² and R³ are both hydrogen.

4. The compound according to Claim 3 wherein:

25

R⁴ is C₁₋₆alkyl, optionally substituted with 1-3 halo groups or optionally substituted with phenyl, naphthyl or HET¹, each of said phenyl, naphthyl or HET¹ being optionally substituted with 1-3 substituents independently selected from the group consisting of: halo, C₁₋₆alkyl, C₁₋₆alkoxy, C₁₋₆alkylthio, OH, CN, CF₃, and

30 CO₂R⁶;

R⁶ is selected from the group consisting of

- (a) hydrogen,
- (b) C₁₋₆alkyl; and

HET¹ is selected from the group consisting of: benzimidazolyl, benzofuranyl, benzopyrazolyl, benzotriazolyl, benzothiophenyl, benzoxazolyl, carbazolyl, carbolinyl, cinnolinyl, furanyl, imidazolyl, indolinyl, indolyl, indolaziny, indazolyl, 5 isobenzofuranyl, isoindolyl, isoquinolyl, isothiazolyl, isoxazolyl, naphthyridinyl, oxadiazolyl, oxazolyl, pyrazinyl, pyrazolyl, pyridopyridinyl, pyridazinyl, pyridyl, pyrimidyl, pyrrolyl, quinazolinyl, quinolyl, quinoxaliny, thiadiazolyl, thiazolyl, thienyl, triazolyl, azetidiny, 1,4-dioxanyl, hexahydroazepinyl, piperazinyl, piperidinyl, pyrrolidinyl, morpholinyl, thiomorpholinyl, dihydrobenzimidazolyl, 10 dihydrobenzofuranyl, dihydrobenzothiophenyl, dihydrobenzoxazolyl, dihydrofuranyl, dihydroimidazolyl, dihydroindolyl, dihydroisooxazolyl, dihydroisothiazolyl, dihydrooxadiazolyl, dihydrooxazolyl, dihydropyrazinyl, dihydropyrazolyl, dihydropyridinyl, dihydropyrimidinyl, dihydropyrrolyl, dihydroquinoliny, dihydrotetrazolyl, dihydrothiadiazolyl, dihydrothiazolyl, dihydrothienyl, 15 dihydrotriazolyl, dihydroazetidiny, methylenedioxybenzoyl, tetrahydrofuranyl, and tetrahydrothienyl.

5. The compound according to Claim 4 wherein R⁴ is methyl, 20 ethyl, propyl or isopropyl.

6. The compound according to Claim 3 wherein:

R⁴ is phenyl, naphthyl or HET², each optionally substituted with 1-3 substituents 25 independently selected from the group consisting of: halo, C₁₋₆alkyl, C₁₋₆alkoxy, C₁₋₆alkylthio, OH, CN, CF₃, and CO₂R⁶;

R⁶ is selected from the group consisting of

- 30 (a) hydrogen,
(b) C₁₋₆alkyl; and

HET² is selected from the group consisting of: benzimidazolyl, benzofuranyl, benzopyrazolyl, benzotriazolyl, benzothiophenyl, benzoxazolyl, carbazolyl, carbolinyl, cinnolinyl, furanyl, imidazolyl, indolinyl, indolyl, indolaziny, indazolyl,

isobenzofuranyl, isoindolyl, isoquinolyl, isothiazolyl, isoxazolyl, naphthyridinyl,
 oxadiazolyl, oxazolyl, pyrazinyl, pyrazolyl, pyridopyridinyl, pyridazinyl, pyridyl,
 pyrimidyl, pyrrolyl, quinazolinyl, quinolyl, quinoxalanyl, thiadiazolyl, thiazolyl,
 thienyl, triazolyl, azetidiny, 1,4-dioxanyl, hexahydroazepinyl, piperazinyl,
 5 piperidinyl, pyrrolidinyl, morpholinyl, thiomorpholinyl, dihydrobenzimidazolyl,
 dihydrobenzofuranyl, dihydrobenzothiophenyl, dihydrobenzoxazolyl, dihydrofuranyl,
 dihydroimidazolyl, dihydroindolyl, dihydroisooxazolyl, dihydroisothiazolyl,
 dihydrooxadiazolyl, dihydrooxazolyl, dihydropyrazinyl, dihydropyrazolyl,
 dihydropyridinyl, dihydropyrimidinyl, dihydropyrrolyl, dihydroquinolyl,
 10 dihydrotetrazolyl, dihydrothiadiazolyl, dihydrothiazolyl, dihydrothienyl,
 dihydrotriazolyl, dihydroazetidiny, methylenedioxybenzoyl, tetrahydrofuranyl, and
 tetrahydrothienyl.

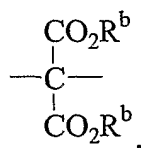
7. The compound according to Claim 3 wherein R⁵ is -NO_s,
 15 wherein s is 1 or 2.

8. The compound according to Claim 3 wherein R⁵ is -C(O)-E-
 C₁₋₁₀alkyl-W-NO_s, wherein:
 20 s is 1 or 2,

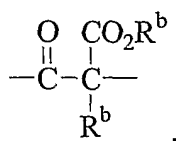
E is a bond, oxygen, sulfur or -C(O)-O-,

W is selected from the group consisting of:

- (1) oxygen,
 25 (2) sulfur,
 (3)



(4)



30

each R^b is independently selected from the group consisting of:

- (1) C₁₋₆alkyl, optionally substituted with 1-3 halo groups or optionally substituted with phenyl, naphthyl or HET⁴, each of said phenyl, naphthyl or HET⁴ being optionally substituted with 1-3 substituents independently selected from the group consisting of: halo, C₁₋₆alkyl, C₁₋₆alkoxy, C₁₋₆alkylthio, OH, CN, CF₃, and CO₂R⁸; and
- (2) phenyl, naphthyl or HET⁵, each optionally substituted with 1-3 substituents independently selected from the group consisting of: halo, C₁₋₆alkyl, C₁₋₆alkoxy, C₁₋₆alkylthio, OH, CN, CF₃, and CO₂R⁸;

R⁸ is selected from the group consisting of

- (a) hydrogen and
(b) C₁₋₆alkyl; and

HET⁴ and HET⁵ are each independently selected from the group consisting of: benzimidazolyl, benzofuranyl, benzopyrazolyl, benzotriazolyl, benzothiophenyl, benzoxazolyl, carbazolyl, carbolinyl, cinnolinyl, furanyl, imidazolyl, indolinyl, indolyl, indolaziny, indazolyl, isobenzofuranyl, isoindolyl, isoquinolyl, isothiazolyl, isoxazolyl, naphthyridinyl, oxadiazolyl, oxazolyl, pyrazinyl, pyrazolyl, pyridopyridinyl, pyridazinyl, pyridyl, pyrimidyl, pyrrolyl, quinazolinyl, quinolyl, quinoxaliny, thiadiazolyl, thiazolyl, thienyl, triazolyl, azetidiny, 1,4-dioxanyl, hexahydroazepinyl, piperazinyl, piperidinyl, pyrrolidinyl, morpholinyl, thiomorpholinyl, dihydrobenzimidazolyl, dihydrobenzofuranyl, dihydrobenzothiophenyl, dihydrobenzoxazolyl, dihydrofuranyl, dihydroimidazolyl, dihydroindolyl, dihydroisooxazolyl, dihydroisothiazolyl, dihydrooxadiazolyl, dihydrooxazolyl, dihydropyrazinyl, dihydropyrazolyl, dihydropyridinyl, dihydropyrimidinyl, dihydropyrrolyl, dihydroquinolinyl, dihydrotetrazolyl, dihydrothiadiazolyl, dihydrothiazolyl, dihydrothienyl, dihydrotriazolyl, dihydroazetidiny, methylenedioxybenzoyl, tetrahydrofuranyl, and tetrahydrothienyl.

9. The compound according to Claim 8 wherein:

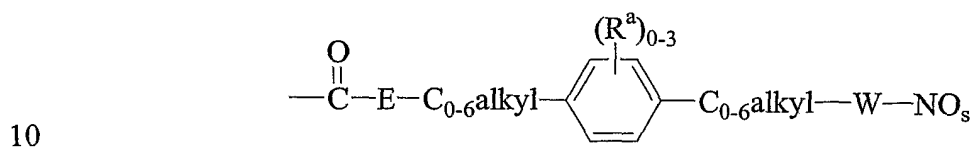
E is a bond or oxygen;

s is 2;

W is oxygen; and

5 R⁴ is hydrogen, methyl, ethyl, propyl or isopropyl.

10. The compound according to Claim 3 wherein R⁵ is



wherein:

each s independently 1 or 2,

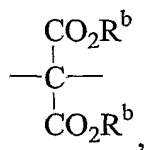
15 E is a bond, oxygen, sulfur or -C(O)-O-,

each W is independently selected from the group consisting of:

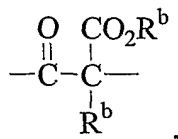
(1) oxygen,

(2) sulfur,

20 (3)



(4)



each R^a is independently selected from the group consisting of:

25 (1) halo,

(2) C₁₋₆alkyl,

(3) C₁₋₆alkoxy,

(4) C₁₋₆alkylthio,

- (5) OH,
 (6) CN,
 (7) CF₃,
 (8) CO₂R⁷, and
 5 (9) C₀₋₆alkyl-W-NO_s;

each R_b is independently selected from the group consisting of:

- (1) C₁₋₆alkyl, optionally substituted with 1-3 halo groups or optionally substituted with phenyl, naphthyl or HET⁴, each of said phenyl, naphthyl or HET⁴ being optionally substituted with 1-3 substituents independently selected from the group consisting of: halo, C₁₋₆alkyl, C₁₋₆alkoxy, C₁₋₆alkylthio, OH, CN, CF₃, and CO₂R⁸; and
 10
 (2) phenyl, naphthyl or HET⁵, each optionally substituted with 1-3 substituents independently selected from the group consisting of: halo, C₁₋₆alkyl, C₁₋₆alkoxy, C₁₋₆alkylthio, OH, CN, CF₃, and CO₂R⁸;
 15

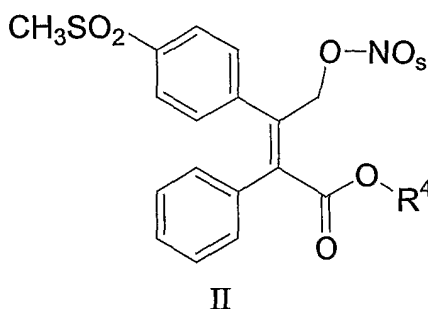
R⁷ and R⁸ is selected from the group consisting of

- (a) hydrogen and
 20 (b) C₁₋₆alkyl; and

HET⁴ and HET⁵ are each independently selected from the group consisting of: benzimidazolyl, benzofuranyl, benzopyrazolyl, benzotriazolyl, benzothiophenyl, benzoxazolyl, carbazolyl, carbolinyl, cinnolinyl, furanyl, imidazolyl, indolinyl, indolyl, indolazinyll, indazolyl, isobenzofuranyl, isoindolyl, isoquinolyl, isothiazolyl, isoxazolyl, naphthyridinyl, oxadiazolyl, oxazolyl, pyrazinyl, pyrazolyl, pyridopyridinyl, pyridazinyl, pyridyl, pyrimidyl, pyrrolyl, quinazolinyl, quinolyl, quinoxalinyl, thiadiazolyl, thiazolyl, thienyl, triazolyl, azetidinyll, 1,4-dioxanyl, hexahydroazepinyl, piperazinyl, piperidinyl, pyrrolidinyl, morpholinyl, thiomorpholinyl, dihydrobenzimidazolyl, dihydrobenzofuranyl, dihydrobenzothiophenyl, dihydrobenzoxazolyl, dihydrofuranlyl, dihydroimidazolyl, dihydroindolyl, dihydroisooxazolyl, dihydroisothiazolyl, dihydrooxadiazolyl, dihydrooxazolyl, dihydropyrazinyl, dihydropyrazolyl, dihydropyridinyl, dihydropyrimidinyl, dihydropyrrolyl, dihydroquinolinyl, dihydrotetrazolyl,
 25
 30

dihydrothiadiazolyl, dihydrothiazolyl, dihydrothienyl, dihydrotriazolyl, dihydroazetidiny, methylenedioxybenzoyl, tetrahydrofuranyl, and tetrahydrothienyl.

5 11. A compound according to Claim 2 of Formula II



10

or a pharmaceutically acceptable salt thereof, wherein

R⁴ is selected from the group consisting of:

- 15 (a) C₁₋₆alkyl, optionally substituted with 1-3 halo groups or optionally substituted with phenyl, naphthyl or HET¹, each of said phenyl, naphthyl or HET¹ being optionally substituted with 1-3 substituents independently selected from the group consisting of: halo, C₁₋₆alkyl, C₁₋₆alkoxy, C₁₋₆alkylthio, OH, CN, CF₃, and CO₂R⁶;
- 20 (b) phenyl, naphthyl or HET², each optionally substituted with 1-3 substituents independently selected from the group consisting of: halo, C₁₋₆alkyl, C₁₋₆alkoxy, C₁₋₆alkylthio, OH, CN, CF₃, and CO₂R⁶;

R⁶ is selected from the group consisting of

- 25 (a) hydrogen and
(b) C₁₋₆alkyl;

s is 1 or 2; and

HET¹ and HET² are each independently selected from the group consisting of:
30 benzimidazolyl, benzofuranyl, benzopyrazolyl, benzotriazolyl, benzothiophenyl,

benzoxazolyl, carbazolyl, carbolinyl, cinnolinyl, furanyl, imidazolyl, indolinyl,
indolyl, indolaziny, indazolyl, isobenzofuranyl, isoindolyl, isoquinolyl, isothiazolyl,
isoxazolyl, naphthyridinyl, oxadiazolyl, oxazolyl, pyrazinyl, pyrazolyl,
pyridopyridinyl, pyridazinyl, pyridyl, pyrimidyl, pyrrolyl, quinazolinyl, quinolyl,
5 quinoxaliny, thiadiazolyl, thiazolyl, thienyl, triazolyl, azetidiny, 1,4-dioxanyl,
hexahydroazepinyl, piperazinyl, piperidinyl, pyrrolidinyl, morpholinyl,
thiomorpholinyl, dihydrobenzimidazolyl, dihydrobenzofuranyl,
dihydrobenzothiophenyl, dihydrobenzoxazolyl, dihydrofuranly, dihydroimidazolyl,
dihydroindolyl, dihydroisooxazolyl, dihydroisothiazolyl, dihydrooxadiazolyl,
10 dihydrooxazolyl, dihydropyrazinyl, dihydropyrazolyl, dihydropyridinyl,
dihydropyrimidinyl, dihydropyrrolyl, dihydroquinolinyl, dihydrotetrazolyl,
dihydrothiadiazolyl, dihydrothiazolyl, dihydrothienyl, dihydrotriazolyl,
dihydroazetidiny, methylenedioxybenzoyl, tetrahydrofuranly, and tetrahydrothienyl.

15

12. The compound according to Claim 11 wherein R⁴ is methyl,
ethyl, propyl or isopropyl.

20

13. The compound according to Claim 11 wherein
R⁴ is phenyl or benzyl, wherein said phenyl and the phenyl portion of said benzyl are
each optionally substituted with 1-3 substituents independently selected from the
group consisting of: halo, C₁₋₆alkyl, C₁₋₆alkoxy, C₁₋₆alkylthio, OH, CN, CF₃, and
CO₂R⁶; and

25

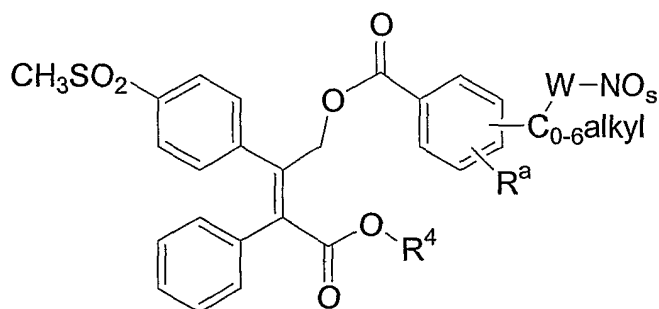
R⁶ is selected from the group consisting of

- (a) hydrogen and
- (b) C₁₋₆alkyl.

30

14. The compound according to Claim 11 wherein s is 2.

15. A compound according to Claim 2 of Formula III



III

5 or a pharmaceutically acceptable salt thereof, wherein

R^4 is selected from the group consisting of:

- (a) C_{1-6} alkyl, optionally substituted with 1-3 halo groups or optionally substituted with phenyl, naphthyl or HET¹, each of said phenyl, naphthyl or HET¹ being optionally substituted with 1-3 substituents independently selected from the group consisting of: halo, C_{1-6} alkyl, C_{1-6} alkoxy, C_{1-6} alkylthio, OH, CN, CF₃, and CO₂R⁶;
- (b) phenyl, naphthyl or HET², each optionally substituted with 1-3 substituents independently selected from the group consisting of: halo, C_{1-6} alkyl, C_{1-6} alkoxy, C_{1-6} alkylthio, OH, CN, CF₃, and CO₂R⁶;

R^6 is selected from the group consisting of

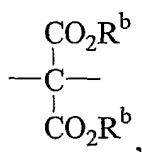
- (a) hydrogen,
 (b) C_{1-6} alkyl;

20 R^a is hydrogen or C_{0-6} alkyl-W-NO_s.

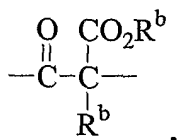
each s is independently 1 or 2,

each W is independently selected from the group consisting of:

- (1) oxygen,
 (2) sulfur,
 (3)



(4)



5 each R^b is independently selected from the group consisting of:

- (1) C₁₋₆alkyl, optionally substituted with 1-3 halo groups or optionally substituted with phenyl, naphthyl or HET⁴, each of said phenyl, naphthyl or HET⁴ being optionally substituted with 1-3 substituents independently selected from the group consisting of: halo, C₁₋₆alkyl, C₁₋₆alkoxy, C₁₋₆alkylthio, OH, CN, CF₃, and CO₂R⁸; and
- 10 (2) phenyl, naphthyl or HET⁵, each optionally substituted with 1-3 substituents independently selected from the group consisting of: halo, C₁₋₆alkyl, C₁₋₆alkoxy, C₁₋₆alkylthio, OH, CN, CF₃, and CO₂R⁸;

15 R⁸ is selected from the group consisting of

- (a) hydrogen,
 (b) C₁₋₆alkyl; and

HET¹, HET², HET⁴ and HET⁵ are each independently selected from the group consisting of: benzimidazolyl, benzofuranyl, benzopyrazolyl, benzotriazolyl, benzothiophenyl, benzoxazolyl, carbazolyl, carbolinyl, cinnolyl, furanyl, imidazolyl, indolyl, indolyl, indolaziny, indazolyl, isobenzofuranyl, isoindolyl, isoquinolyl, isothiazolyl, isoxazolyl, naphthyridinyl, oxadiazolyl, oxazolyl, pyrazinyl, pyrazolyl, pyridopyridinyl, pyridazinyl, pyridyl, pyrimidyl, pyrrolyl, quinazoliny, quinolyl, quinoxaliny, thiadiazolyl, thiazolyl, thienyl, triazolyl, azetidiny, 1,4-dioxanyl, hexahydroazepiny, piperazinyl, piperidiny, pyrrolidinyl, morpholinyl, thiomorpholinyl, dihydrobenzimidazolyl, dihydrobenzofuranyl, dihydrobenzothiophenyl, dihydrobenzoxazolyl, dihydrofuranyl, dihydroimidazolyl, dihydroindolyl, dihydroisooxazolyl, dihydroisothiazolyl, dihydrooxadiazolyl, dihydrooxazolyl, dihydropyrazinyl, dihydropyrazolyl, dihydropyridinyl,

20
 25
 30

dihydropyrimidinyl, dihydropyrrolyl, dihydroquinolinyl, dihydrotetrazolyl, dihydrothiadiazolyl, dihydrothiazolyl, dihydrothienyl, dihydrotriazolyl, dihydroazetidiny, methylenedioxybenzoyl, tetrahydrofuranyl, and tetrahydrothienyl.

5 16. The compound according to Claim 15 wherein R⁴ is methyl, ethyl, propyl or isopropyl.

 17. The compound according to Claim 15 wherein

10 R⁴ is phenyl or benzyl, wherein said phenyl and the phenyl portion of said benzyl are each optionally substituted with 1-3 substituents independently selected from the group consisting of: halo, C₁₋₆alkyl, C₁₋₆alkoxy, C₁₋₆alkylthio, OH, CN, CF₃, and CO₂R⁶; and

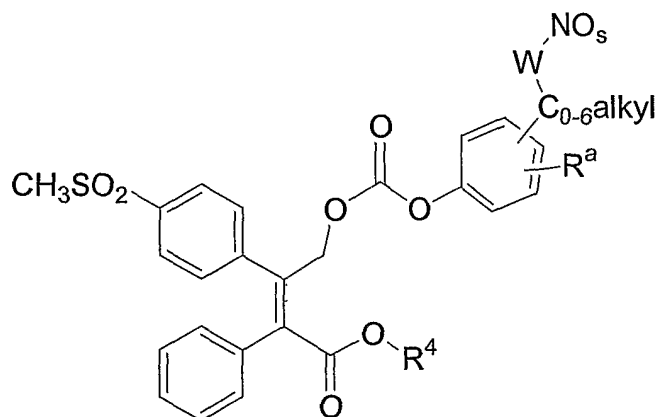
15 R⁶ is selected from the group consisting of

- (a) hydrogen and
- (b) C₁₋₆alkyl.

 18. The compound according to Claim 15 wherein s is 2 and W is
20 oxygen.

 19. The compound according to Claim 15 wherein R^a is
-CH₂-W-NO_s.

25 20. A compound according to Claim 2 of Formula IV



IV

5 or a pharmaceutically acceptable salt thereof, wherein

R⁴ is selected from the group consisting of:

- (a) C₁₋₆alkyl, optionally substituted with 1-3 halo groups or optionally substituted with phenyl, naphthyl or HET¹, each of said phenyl, naphthyl or HET¹ being optionally substituted with 1-3 substituents independently selected from the group consisting of: halo, C₁₋₆alkyl, C₁₋₆alkoxy, C₁₋₆alkylthio, OH, CN, CF₃, and CO₂R⁶;
- (b) phenyl, naphthyl or HET², each optionally substituted with 1-3 substituents independently selected from the group consisting of: halo, C₁₋₆alkyl, C₁₋₆alkoxy, C₁₋₆alkylthio, OH, CN, CF₃, and CO₂R⁶;

R⁶ is selected from the group consisting of

- (a) hydrogen,
 (b) C₁₋₆alkyl;

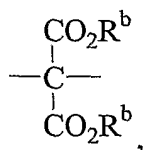
20 R^a is hydrogen or C₀₋₆alkyl-W-NO_s.

each s is independently 1 or 2;

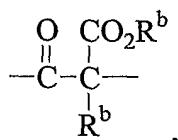
each W is independently selected from the group consisting of:

- (1) oxygen,
 (2) sulfur,

(3)



(4)



5

each R^b is independently selected from the group consisting of:

(1) C₁₋₆alkyl, optionally substituted with 1-3 halo groups or optionally substituted with phenyl, naphthyl or HET⁴, each of said phenyl, naphthyl or HET⁴ being optionally substituted with 1-3 substituents independently selected from the group consisting of: halo, C₁₋₆alkyl, C₁₋₆alkoxy, C₁₋₆alkylthio, OH, CN, CF₃, and CO₂R⁸; and

10

(2) phenyl, naphthyl or HET⁵, each optionally substituted with 1-3 substituents independently selected from the group consisting of: halo, C₁₋₆alkyl, C₁₋₆alkoxy, C₁₋₆alkylthio, OH, CN, CF₃, and CO₂R⁸;

15

R⁸ is selected from the group consisting of

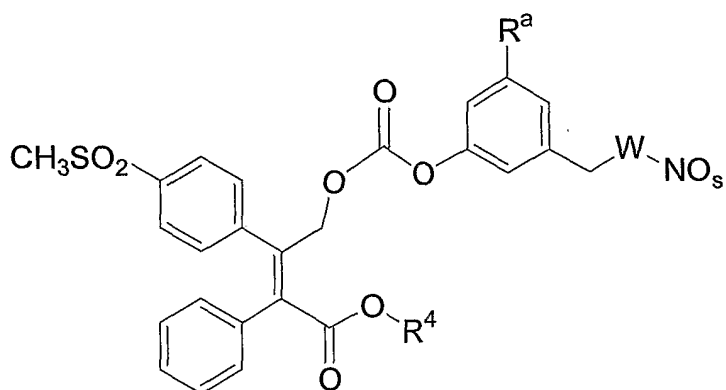
- (a) hydrogen,
(b) C₁₋₆alkyl; and

20 HET¹, HET², HET⁴ and HET⁵ are each independently selected from the group consisting of: benzimidazolyl, benzofuranyl, benzopyrazolyl, benzotriazolyl, benzothiophenyl, benzoxazolyl, carbazolyl, carbolinyl, cinnolyl, furanyl, imidazolyl, indolyl, indolyl, indolaziny, indazolyl, isobenzofuranyl, isoindolyl, isoquinolyl, isothiazolyl, isoxazolyl, naphthyridinyl, oxadiazolyl, oxazolyl, pyrazinyl, pyrazolyl, 25 pyridopyridinyl, pyridazinyl, pyridyl, pyrimidyl, pyrrolyl, quinazoliny, quinolyl, quinoxaliny, thiadiazolyl, thiazolyl, thienyl, triazolyl, azetidiny, 1,4-dioxanyl, hexahydroazepiny, piperazinyl, piperidiny, pyrrolidiny, morpholiny, thiomorpholiny, dihydrobenzimidazolyl, dihydrobenzofuranyl, dihydrobenzothiophenyl, dihydrobenzoxazolyl, dihydrofuranyl, dihydroimidazolyl, 30 dihydroindolyl, dihydroisooxazolyl, dihydroisothiazolyl, dihydrooxadiazolyl,

dihydrooxazolyl, dihydropyrazinyl, dihydropyrazolyl, dihydropyridinyl, dihydropyrimidinyl, dihydropyrrolyl, dihydroquinolinyl, dihydrotetrazolyl, dihydrothiadiazolyl, dihydrothiazolyl, dihydrothienyl, dihydrotriazolyl, dihydroazetidyl, methylenedioxybenzoyl, tetrahydrofuranyl, and tetrahydrothienyl.

5

21. The compound according to Claim 20 of Formula IVa



IVa

10

or a pharmaceutically acceptable salt thereof, wherein

R⁴ is selected from the group consisting of:

- 15 (a) C₁₋₆alkyl, optionally substituted with 1-3 halo groups or optionally substituted with phenyl, naphthyl or HET¹, each of said phenyl, naphthyl or HET¹ being optionally substituted with 1-3 substituents independently selected from the group consisting of: halo, C₁₋₆alkyl, C₁₋₆alkoxy, C₁₋₆alkylthio, OH, CN, CF₃, and CO₂R⁶;
- 20 (b) phenyl, naphthyl or HET², each optionally substituted with 1-3 substituents independently selected from the group consisting of: halo, C₁₋₆alkyl, C₁₋₆alkoxy, C₁₋₆alkylthio, OH, CN, CF₃, and CO₂R⁶;

R⁶ is selected from the group consisting of

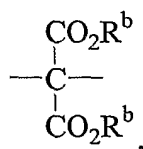
- (a) hydrogen,
- 25 (b) C₁₋₆alkyl;

R^a is hydrogen or C₀₋₆alkyl-W-NO_s.

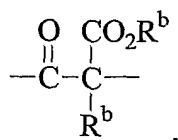
each s is independently 1 or 2;

each W is independently selected from the group consisting of:

- 5 (1) oxygen,
 (2) sulfur,
 (3)



(4)



10

each R^b is independently selected from the group consisting of:

- (1) C₁₋₆alkyl, optionally substituted with 1-3 halo groups or optionally substituted with phenyl, naphthyl or HET⁴, each of said phenyl, naphthyl or HET⁴ being optionally substituted with 1-3 substituents independently selected from the group consisting of: halo, C₁₋₆alkyl, C₁₋₆alkoxy, C₁₋₆alkylthio, OH, CN, CF₃, and CO₂R⁸; and
- 15 (2) phenyl, naphthyl or HET⁵, each optionally substituted with 1-3 substituents independently selected from the group consisting of: halo, C₁₋₆alkyl, C₁₋₆alkoxy, C₁₋₆alkylthio, OH, CN, CF₃, and CO₂R⁸;
- 20

R⁸ is selected from the group consisting of

- (a) hydrogen,
 (b) C₁₋₆alkyl; and

25

HET¹, HET², HET⁴ and HET⁵ are each independently selected from the group consisting of: benzimidazolyl, benzofuranyl, benzopyrazolyl, benzotriazolyl, benzothiophenyl, benzoxazolyl, carbazolyl, carbolinyl, cinnolinyl, furanyl, imidazolyl, indolinyl, indolyl, indolazinyl, indazolyl, isobenzofuranyl, isoindolyl, isoquinolyl, isothiazolyl, isoxazolyl, naphthyridinyl, oxadiazolyl, oxazolyl, pyrazinyl, pyrazolyl,

30

pyridopyridinyl, pyridazinyl, pyridyl, pyrimidyl, pyrrolyl, quinazoliny, quinolyl,
 quinoxaliny, thiadiazolyl, thiazolyl, thienyl, triazolyl, azetidyl, 1,4-dioxanyl,
 hexahydroazepinyl, piperazinyl, piperidinyl, pyrrolidinyl, morpholinyl,
 thiomorpholinyl, dihydrobenzimidazolyl, dihydrobenzofuranyl,
 5 dihydrobenzothiophenyl, dihydrobenzoxazolyl, dihydrofuranyl, dihydroimidazolyl,
 dihydroindolyl, dihydroisooxazolyl, dihydroisothiazolyl, dihydrooxadiazolyl,
 dihydrooxazolyl, dihydropyrazinyl, dihydropyrazolyl, dihydropyridinyl,
 dihydropyrimidinyl, dihydropyrrolyl, dihydroquinolinyl, dihydrotetrazolyl,
 dihydrothiadiazolyl, dihydrothiazolyl, dihydrothienyl, dihydrotriazolyl,
 10 dihydroazetidyl, methylenedioxybenzoyl, tetrahydrofuranyl, and tetrahydrothienyl.

22. The compound according to Claim 21 wherein R⁴ is methyl,
 ethyl, propyl or isopropyl.

15

23. The compound according to Claim 21 wherein

R⁴ is phenyl or benzyl, wherein said phenyl and the phenyl portion of said benzyl are
 each optionally substituted with 1-3 substituents independently selected from the
 20 group consisting of: halo, C₁₋₆alkyl, C₁₋₆alkoxy, C₁₋₆alkylthio, OH, CN, CF₃, and
 CO₂R⁶; and

R⁶ is selected from the group consisting of

- 25 (a) hydrogen and
 (b) C₁₋₆alkyl.

24. The compound according to Claim 21 wherein s is 2 and W is
 oxygen.

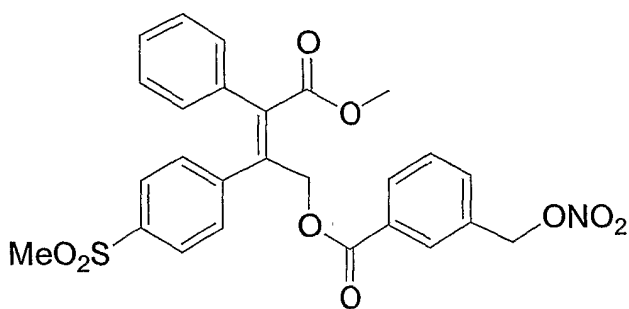
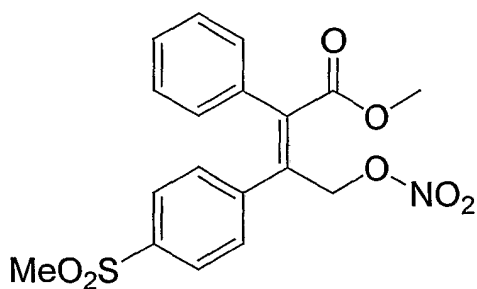
30 25. The compound according to Claim 21 wherein R^a is
 -CH₂-W-NO_s.

26. The compound according to Claim 1 wherein: R⁴ is C₁₋₆alkyl,
 mono-substituted with

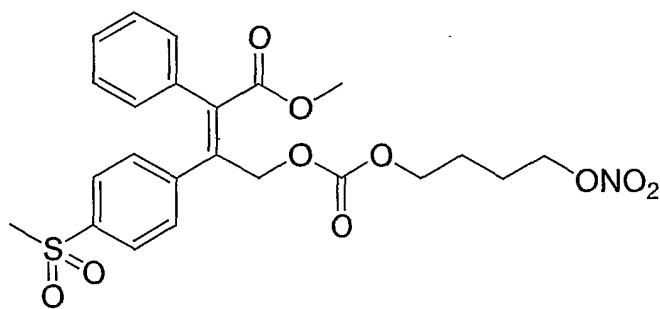
- (i) $N(R^i)R^{ii}$, wherein R^i and R^{ii} are each independently selected from the group consisting of hydrogen and C_{1-4} alkyl or
- (ii) $-CO_2R^{iii}$, wherein R^{iii} is hydrogen or C_{1-4} alkyl.

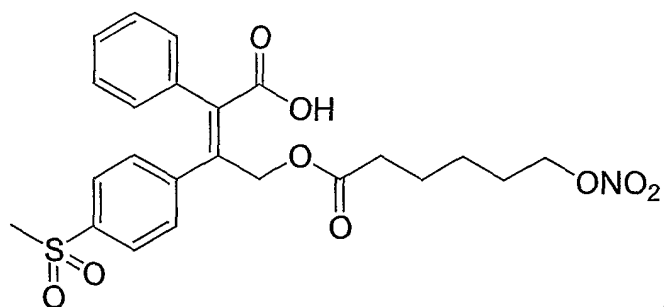
5

27. A compound selected from the following group:



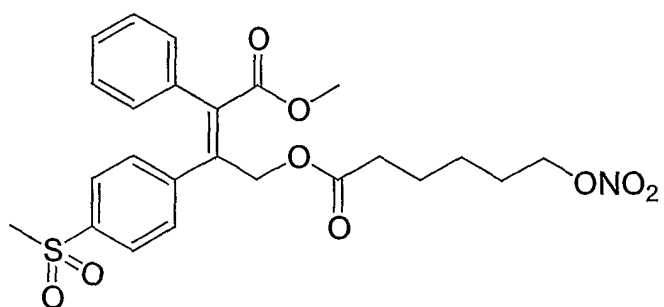
10



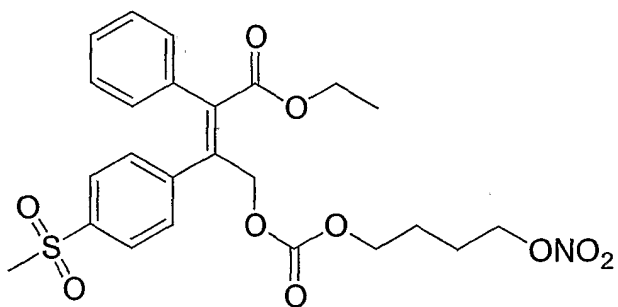


salt thereof,

or a pharmaceutically acceptable

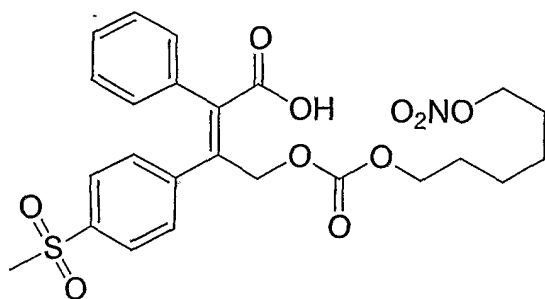


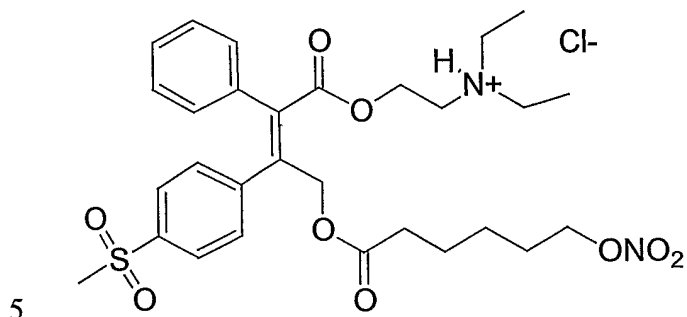
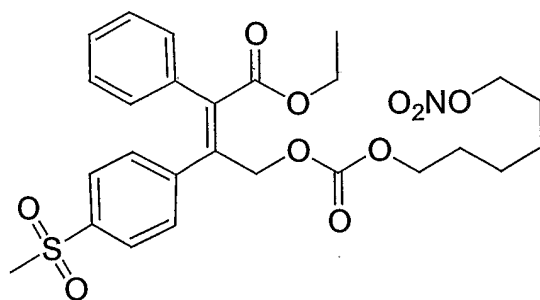
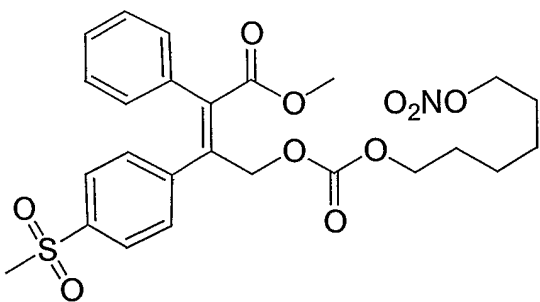
5



10 thereof,

or a pharmaceutically acceptable salt

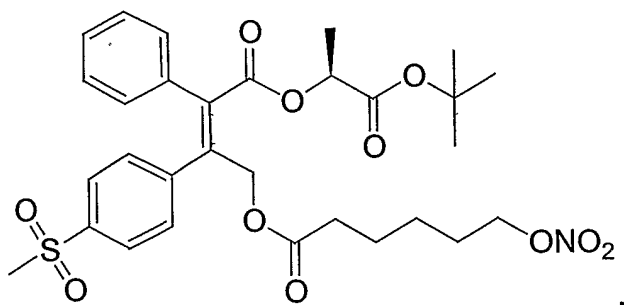


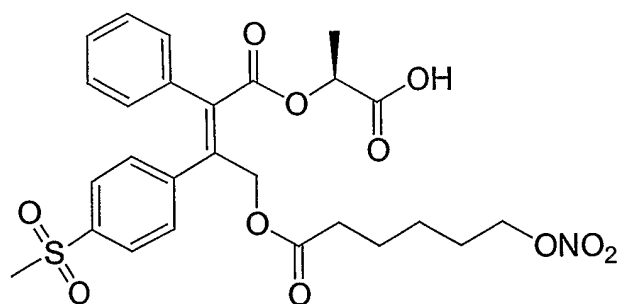


5

or a pharmaceutically acceptable salt

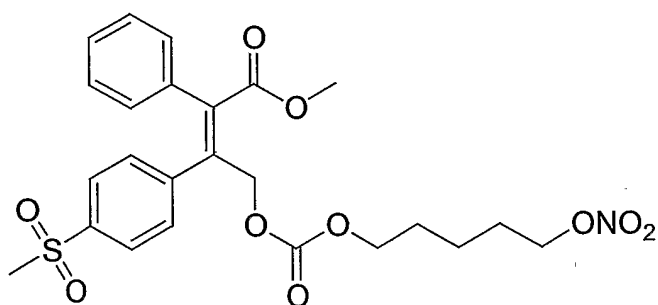
thereof,



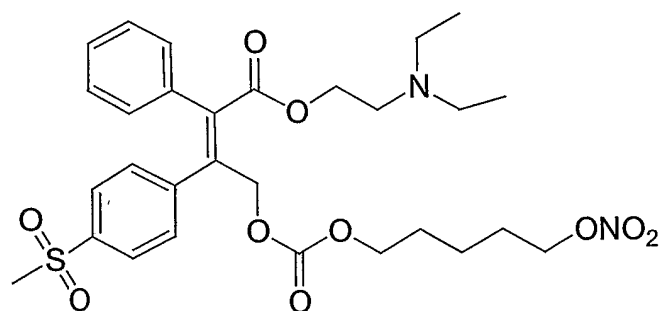


or a pharmaceutically acceptable salt

thereof,

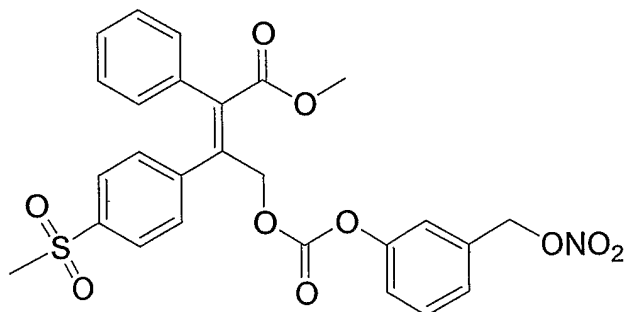


5



or a pharmaceutically acceptable

salt thereof, and



10

28. A method of treating an inflammatory disease susceptible to treatment with a non-steroidal anti-inflammatory agent comprising administering to a patient in need of such treatment of a non-toxic therapeutically effective amount of a compound according to Claim 1.

5

29. The method according to Claim 28 wherein the patient is also at risk of a thrombotic cardiovascular event.

30. A method of treating cyclooxygenase mediated diseases advantageously treated by an active agent that selectively inhibits COX-2 in preference to COX-1 comprising administering to a patient in need of such treatment of a non-toxic therapeutically effective amount of a compound according to Claim 1.

10

31. The method according to Claim 30 wherein the patient is also at risk of a thrombotic cardiovascular event.

15

32. A method for treating a chronic cyclooxygenase-2 mediated disease or condition and reducing the risk of a thrombotic cardiovascular event in a human patient in need of such treatment and at risk of a thrombotic cardiovascular event comprising orally concomitantly or sequentially administering to said patient a compound according to Claim 1 in an amount effective to treat the cyclooxygenase-2 mediated disease or condition and aspirin in an amount effective to reduce the risk of the thrombotic cardiovascular event.

20

33. The method according to Claim 32 wherein the compound is administered orally on a once daily basis.

25

34. The method according to Claim 32 wherein the compound is administered orally on a twice daily basis.

30

35. The method according to Claim 32 wherein the cyclooxygenase-2 selective mediated disease or condition is selected from the group consisting of: osteoarthritis, rheumatoid arthritis and chronic pain.

36. The method according to Claim 32 wherein aspirin is administered at a dose of about 30 mg to about 1 g.

37. The method according to Claim 36 wherein aspirin is administered at a dose of about 80 to about 650 mg.

38. The method according to Claim 37 wherein aspirin is administered at a dose of about 81 mg or about 325 mg.

39. The method according to Claim 32 wherein aspirin is orally administered once daily.

40. A pharmaceutical composition comprising a compound of formula I according to any one of claims 1 to 27, or a pharmaceutically acceptable salt thereof, and aspirin in combination with a pharmaceutically acceptable carrier.

41. A pharmaceutical composition comprising a compound of formula I according to any one of claims 1 to 27, or a pharmaceutically acceptable salt thereof, and a pharmaceutically acceptable carrier.

42. A compound of formula I according to any one of claims 1 to 27, or a pharmaceutically acceptable salt thereof, for use in medical therapy.

43. A compound of formula I according to any one of claims 1 to 27, or a pharmaceutically acceptable salt thereof, for use in treating an inflammatory disease susceptible to treatment with a non-steroidal anti-inflammatory agent.

44. Use of a compound of formula I according to any one of claims 1 to 27, or a pharmaceutically acceptable salt thereof, for use in the manufacture of a medicament for treating cyclooxygenase mediated diseases advantageously treated by selective inhibition of COX-2 in preference to COX-1

INTERNATIONAL SEARCH REPORT

International Application No

PCT/CA 03/01115

A. CLASSIFICATION OF SUBJECT MATTER
 IPC 7 C07C317/46 A61K31/216 A61P29/00

According to International Patent Classification (IPC) or to both national classification and IPC

B. FIELDS SEARCHED

Minimum documentation searched (classification system followed by classification symbols)
 IPC 7 C07C C07D A61K

Documentation searched other than minimum documentation to the extent that such documents are included in the fields searched

Electronic data base consulted during the international search (name of data base and, where practical, search terms used)

EPO-Internal, BEILSTEIN Data, WPI Data, PAJ, CHEM ABS Data

C. DOCUMENTS CONSIDERED TO BE RELEVANT

Category *	Citation of document, with indication, where appropriate, of the relevant passages	Relevant to claim No.
X	WO 01 45703 A (NITROMED) 28 June 2001 (2001-06-28) cited in the application	1, 28, 32, 40, 41
Y	page 4, line 26 - page 5, line 8 page 45, line 10 - page 47, line 22 page 62, line 10 - line 26 page 91, line 27 - page 92, line 3 page 93, line 15 - line 19 page 93, line 29 - line 31 examples 8, 9, 12, 14	1-44
Y	----- WO 96 13483 A (MERCK FROSST CANADA) 9 May 1996 (1996-05-09) claims 1, 8, 9, 11	1-44
Y	----- WO 97 28120 A (MERCK FROSST CANADA) 7 August 1997 (1997-08-07) claims 1, 8, 9, 12	1-44

Further documents are listed in the continuation of box C.

Patent family members are listed in annex.

* Special categories of cited documents :

- *A* document defining the general state of the art which is not considered to be of particular relevance
- *E* earlier document but published on or after the international filing date
- *L* document which may throw doubts on priority claim(s) or which is cited to establish the publication date of another citation or other special reason (as specified)
- *O* document referring to an oral disclosure, use, exhibition or other means
- *P* document published prior to the international filing date but later than the priority date claimed

- *T* later document published after the international filing date or priority date and not in conflict with the application but cited to understand the principle or theory underlying the invention
- *X* document of particular relevance; the claimed invention cannot be considered novel or cannot be considered to involve an inventive step when the document is taken alone
- *Y* document of particular relevance; the claimed invention cannot be considered to involve an inventive step when the document is combined with one or more other such documents, such combination being obvious to a person skilled in the art.
- *Z* document member of the same patent family

Date of the actual completion of the international search

17 November 2003

Date of mailing of the international search report

27/11/2003

Name and mailing address of the ISA

European Patent Office, P.B. 5818 Patentlaan 2
 NL - 2280 HV Rijswijk
 Tel. (+31-70) 340-2040, Tx. 31 651 epo nl,
 Fax: (+31-70) 340-3016

Authorized officer

English, R

INTERNATIONAL SEARCH REPORT

International application No.
PCT/CA 03/01115

Box I Observations where certain claims were found unsearchable (Continuation of item 1 of first sheet)

This International Search Report has not been established in respect of certain claims under Article 17(2)(a) for the following reasons:

1. Claims Nos.:
because they relate to subject matter not required to be searched by this Authority, namely:

Although claims 28-39 are directed to a method of treatment of the human/animal body, the search has been carried out and based on the alleged effects of the compound/composition.
2. Claims Nos.:
because they relate to parts of the International Application that do not comply with the prescribed requirements to such an extent that no meaningful International Search can be carried out, specifically:
3. Claims Nos.:
because they are dependent claims and are not drafted in accordance with the second and third sentences of Rule 6.4(a).

Box II Observations where unity of invention is lacking (Continuation of item 2 of first sheet)

This International Searching Authority found multiple inventions in this international application, as follows:

1. As all required additional search fees were timely paid by the applicant, this International Search Report covers all searchable claims.
2. As all searchable claims could be searched without effort justifying an additional fee, this Authority did not invite payment of any additional fee.
3. As only some of the required additional search fees were timely paid by the applicant, this International Search Report covers only those claims for which fees were paid, specifically claims Nos.:
4. No required additional search fees were timely paid by the applicant. Consequently, this International Search Report is restricted to the invention first mentioned in the claims; it is covered by claims Nos.:

Remark on Protest

- The additional search fees were accompanied by the applicant's protest.
- No protest accompanied the payment of additional search fees.

INTERNATIONAL SEARCH REPORT

Information on patent family members

International Application No

PCT/CA 03/01115

Patent document cited in search report	Publication date	Patent family member(s)	Publication date	
WO 0145703	A	28-06-2001	AU 2592801 A	03-07-2001
			BR 0017037 A	10-06-2003
			CA 2393724 A1	28-06-2001
			CN 1434712 T	06-08-2003
			EP 1246621 A1	09-10-2002
			JP 2003523958 T	12-08-2003
			WO 0145703 A1	28-06-2001
			US 2001041726 A1	15-11-2001
WO 9613483	A	09-05-1996	AT 185797 T	15-11-1999
			AU 688980 B2	19-03-1998
			AU 3695095 A	23-05-1996
			CA 2200462 A1	09-05-1996
			WO 9613483 A1	09-05-1996
			DE 69512930 D1	25-11-1999
			DE 69512930 T2	18-05-2000
			EP 0788476 A1	13-08-1997
			ES 2139959 T3	16-02-2000
			JP 10507765 T	28-07-1998
			US 5849943 A	15-12-1998
WO 9728120	A	07-08-1997	AT 198323 T	15-01-2001
			AU 707199 B2	08-07-1999
			AU 1434697 A	22-08-1997
			CA 2244134 A1	07-08-1997
			WO 9728120 A1	07-08-1997
			CN 1214677 A	21-04-1999
			CZ 9802416 A3	16-12-1998
			DE 69703791 D1	01-02-2001
			DE 69703791 T2	21-06-2001
			EE 9800230 A	15-12-1998
			EP 0882015 A1	09-12-1998
			ES 2152648 T3	01-02-2001
			HU 9902119 A2	28-04-2001
			JP 2000504332 T	11-04-2000
			NO 983511 A	30-09-1998
			NZ 326283 A	23-12-1998
			PL 328225 A1	18-01-1999
			SK 102698 A3	13-04-1999
			US 5733909 A	31-03-1998