



US00D875927S

(12) **United States Design Patent**
Ohashi et al.

(10) **Patent No.:** **US D875,927 S**

(45) **Date of Patent:** **** Feb. 18, 2020**

(54) **ELECTRONIC STETHOSCOPE**

FOREIGN PATENT DOCUMENTS

(71) Applicant: **PIONEER CORPORATION**, Tokyo (JP)

JP 1575684 5/2017
JP 1575867 5/2017

(72) Inventors: **Satoshi Ohashi**, Tokyo (JP); **Mineki Miyasaka**, Tokyo (JP)

OTHER PUBLICATIONS

Catalogue issued by 3M on Jul. 2018.

(73) Assignee: **PIONEER CORPORATION**, Tokyo (JP)

* cited by examiner

(**) Term: **15 Years**

Primary Examiner — Wan Laymon
Assistant Examiner — Mark Booker

(21) Appl. No.: **29/663,079**

(74) *Attorney, Agent, or Firm* — Drinker Biddle & Reath LLP

(22) Filed: **Sep. 12, 2018**

(57) **CLAIM**

The ornamental design for an electronic stethoscope, as shown and described.

(30) **Foreign Application Priority Data**

Mar. 13, 2018 (JP) 2018-005213

DESCRIPTION

(51) **LOC (12) Cl.** **24-02**

FIG. 1 is a perspective view of an electronic stethoscope showing our new design;

(52) **U.S. Cl.**

USPC **D24/134**

FIG. 2 is a front view thereof;

(58) **Field of Classification Search**

USPC D24/134, 133; 181/131, 132, 137; 381/95, 96; 600/528

FIG. 3 is a rear view thereof;

CPC .. H04R 1/46; A61B 7/04; A61B 7/003; A61B 5/024; A61B 5/7282; A61B 5/742

FIG. 4 is a top view thereof;

See application file for complete search history.

FIG. 5 is a bottom view thereof;

FIG. 6 is a right side view thereof;

FIG. 7 is a left side view thereof;

FIG. 8 is an enlarged front view of 8-8 portion of FIG. 2; and,

FIG. 9 is an enlarged perspective view to illustrate another state thereof.

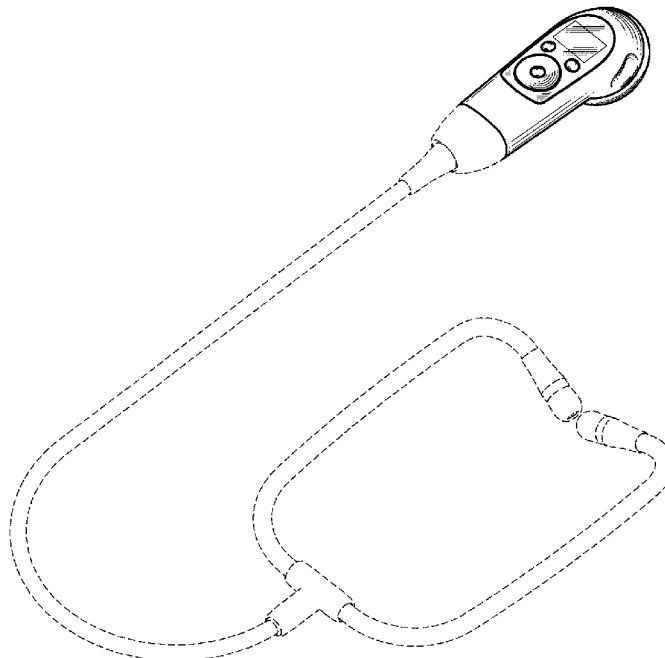
The broken line showing of the electronic stethoscope is included for the purpose of illustrating portions of the electronic stethoscope and forms no part of the claimed design.

(56) **References Cited**

U.S. PATENT DOCUMENTS

D445,184 S * 7/2001 Meyer D24/134
D477,405 S * 7/2003 Sommerfeld D24/134
D527,819 S * 9/2006 Poulsen D24/134
D635,667 S * 4/2011 Soerensen D24/134

1 Claim, 9 Drawing Sheets



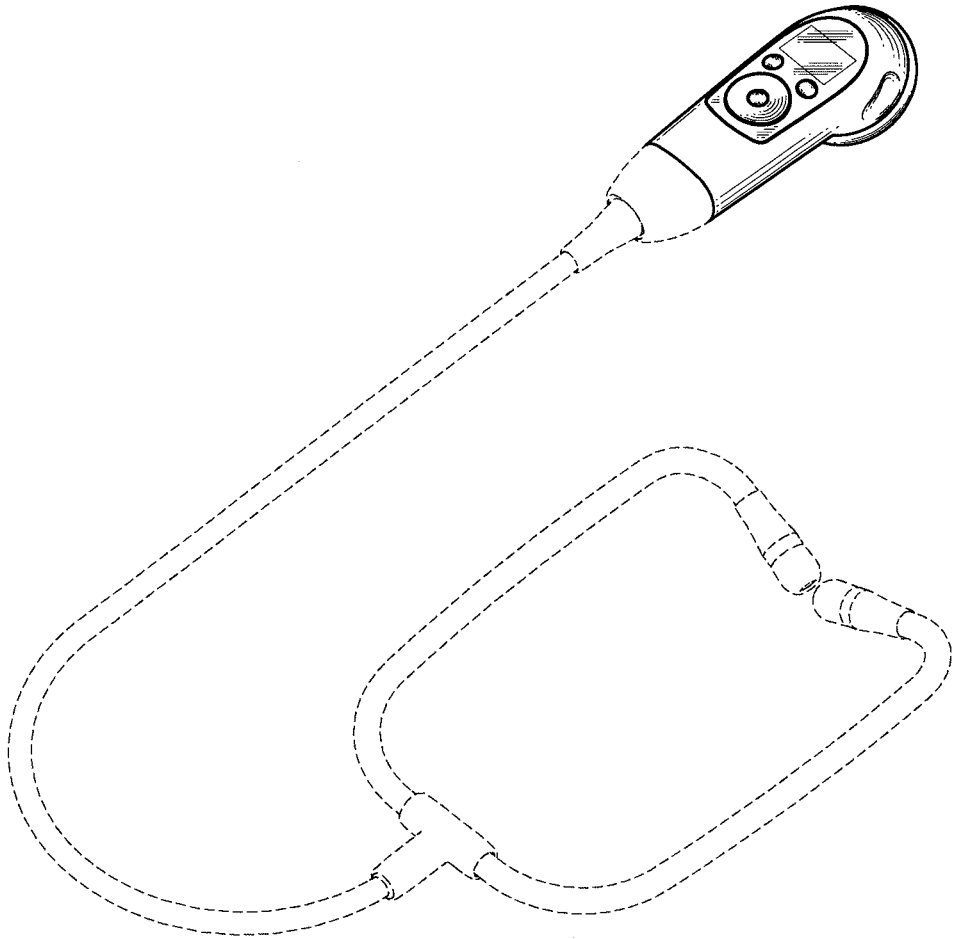


FIG. 1

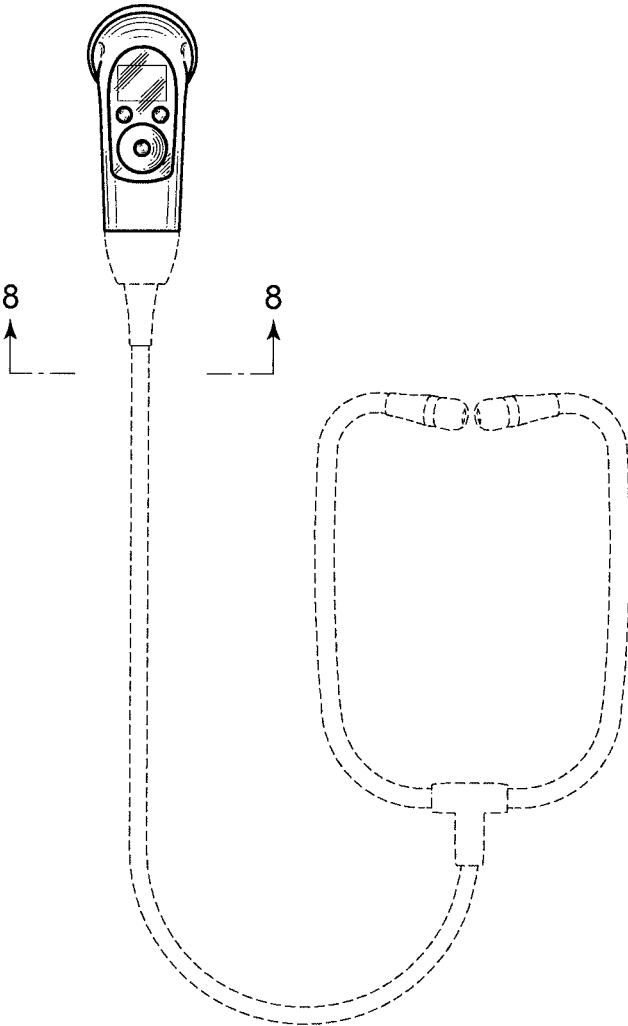


FIG. 2

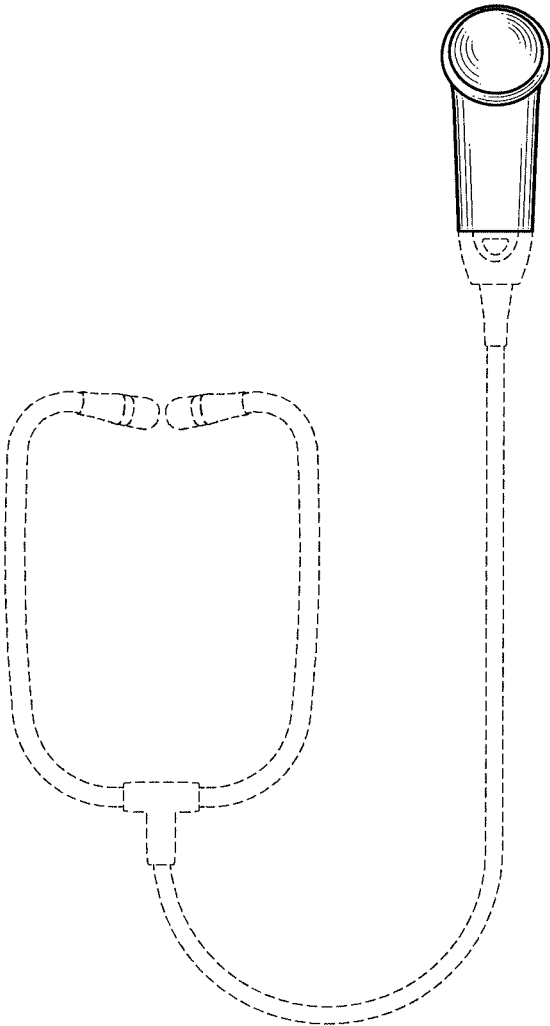


FIG. 3




FIG. 4

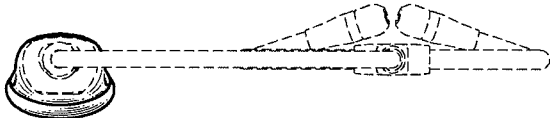


FIG. 5

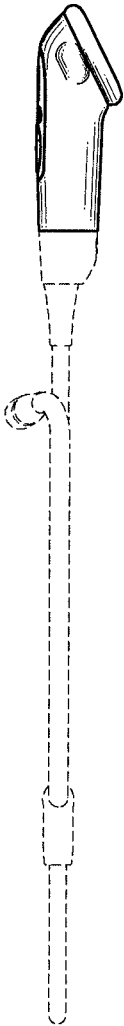


FIG. 6

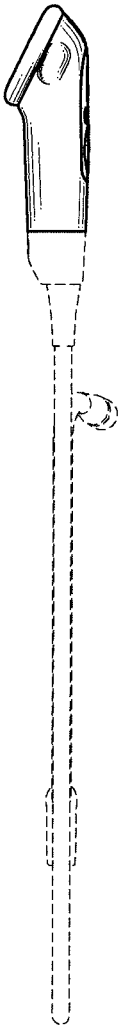


FIG. 7

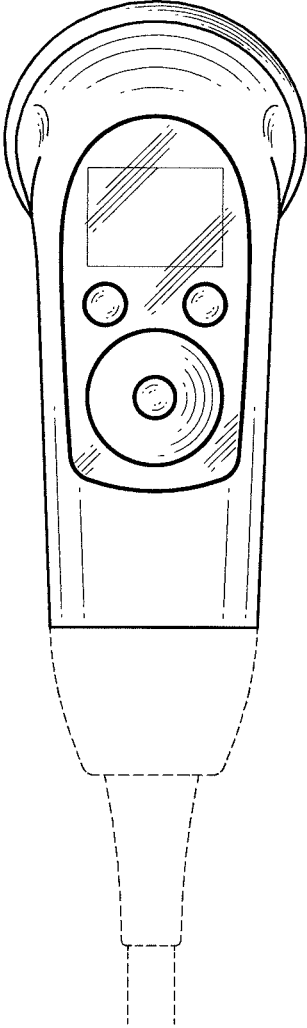


FIG. 8

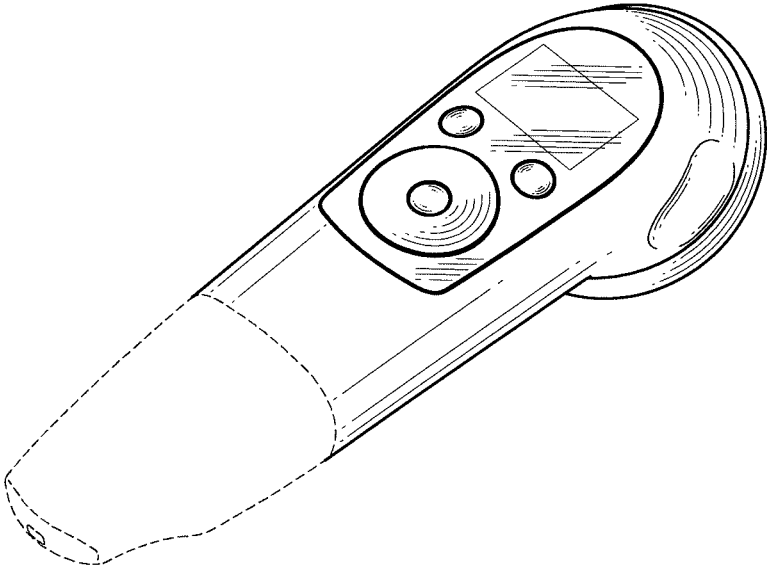


FIG. 9