



US00D766719S

(12) **United States Design Patent**  
**Magley**

(10) **Patent No.:** **US D766,719 S**

(45) **Date of Patent:** **\*\* Sep. 20, 2016**

(54) **FLUID DELIVERY NOZZLE**

(71) Applicant: **Robert Magley**, Waterloo, IN (US)

(72) Inventor: **Robert Magley**, Waterloo, IN (US)

(\*\*) Term: **15 Years**

(21) Appl. No.: **29/527,740**

(22) Filed: **May 21, 2015**

(51) **LOC (10) Cl.** ..... **09-07**

(52) **U.S. Cl.**

USPC ..... **D9/442**

(58) **Field of Classification Search**

USPC ..... D9/429, 434–436, 439–454, 499, 600,  
D9/601, 614–617, 620, 623, 624, 628;  
D7/387, 392, 393, 396.2, 510, 511,  
D7/514–517, 598, 599, 612.2, 623, 628;  
D3/202, 294, 318

CPC ..... A61J 1/1412; B65D 1/02; B65D 1/323;  
B65D 1/0246; B65D 25/40; B65D 25/42;  
B65D 25/44; B65D 41/56; B65D 41/62;  
B65D 47/06; B65D 47/08

See application file for complete search history.

D298,015 S *	10/1988	Gendron	.....	D9/447
4,832,238 A *	5/1989	Taylor	.....	B65D 25/48 141/337
4,852,564 A *	8/1989	Sheridan	.....	A61M 16/04 128/202.27
4,921,147 A *	5/1990	Poirier	.....	B65D 25/44 138/121
D310,172 S *	8/1990	Parker	.....	D7/700
5,020,702 A *	6/1991	James	.....	B67D 3/047 141/337
5,476,630 A *	12/1995	Orsing	.....	A61C 17/043 264/150
6,340,038 B1 *	1/2002	Ingram	.....	B67C 11/02 141/333
7,624,899 B1 *	12/2009	Barksdale	.....	B65D 51/18 215/43
D667,530 S *	9/2012	Wyne	.....	D23/213
D672,239 S *	12/2012	Barksdale	.....	D9/447
8,727,187 B2 *	5/2014	Magley, II	.....	B65D 47/32 222/481.5

\* cited by examiner

*Primary Examiner* — Karen S Acker

*Assistant Examiner* — Wendy Arminio

(74) *Attorney, Agent, or Firm* — Taylor IP, P.C.

(57) **CLAIM**

The ornamental design for a fluid delivery nozzle, as shown and described.

**DESCRIPTION**

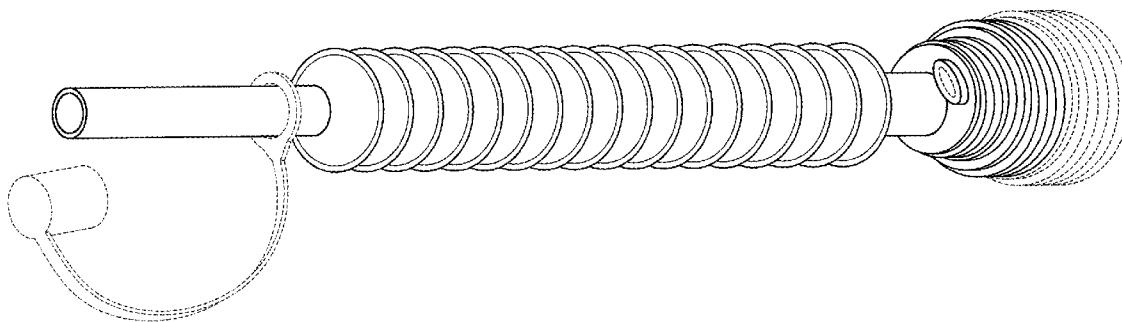
FIG. 1 is a top and front perspective view of a fluid delivery nozzle showing my new design;  
FIG. 2 is a front view thereof;  
FIG. 3 is a top view thereof;  
FIG. 4 is a bottom view thereof;  
FIG. 5 is a rear view thereof;  
FIG. 6 is an end view thereof; and,  
FIG. 7 is an opposite end view thereof.  
The broken lines in the drawings depict portions of the fluid delivery nozzle that form no part of the claimed design.

**1 Claim, 3 Drawing Sheets**

(56) **References Cited**

U.S. PATENT DOCUMENTS

2,143,960 A *	1/1939	Stalter	.....	B29D 23/18 138/110
3,388,705 A *	6/1968	Grosshandler	....	A61M 16/0463 128/207.14
4,426,027 A *	1/1984	Maynard, Jr.	.....	B65D 47/063 222/529
D283,313 S *	4/1986	Taylor	.....	D9/447
4,583,668 A *	4/1986	Maynard, Jr.	.....	B65D 25/48 141/367
4,593,690 A *	6/1986	Sheridan	.....	A61M 16/04 128/204.18
4,600,125 A *	7/1986	Maynard, Jr.	.....	B67B 7/28 141/330



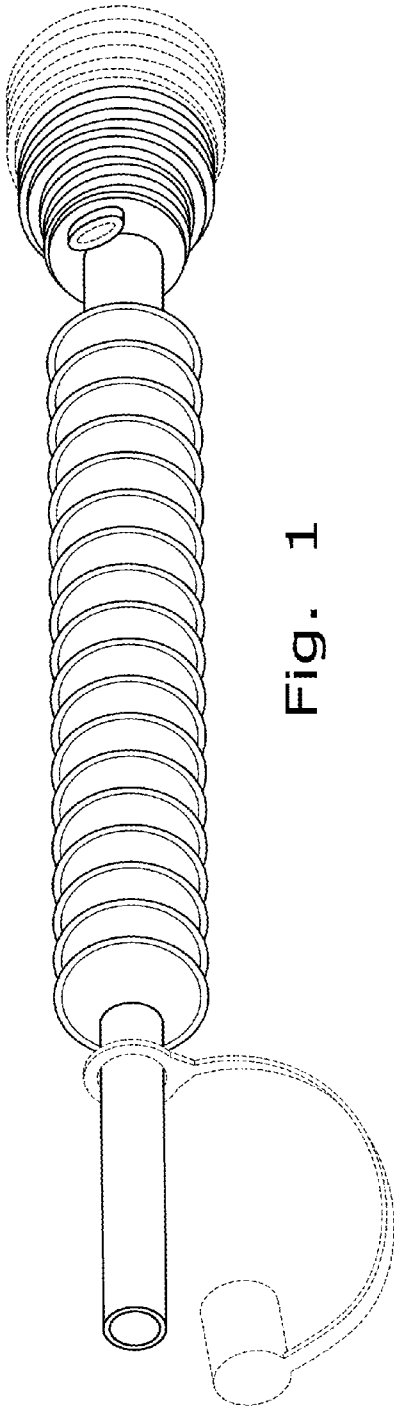


Fig. 1

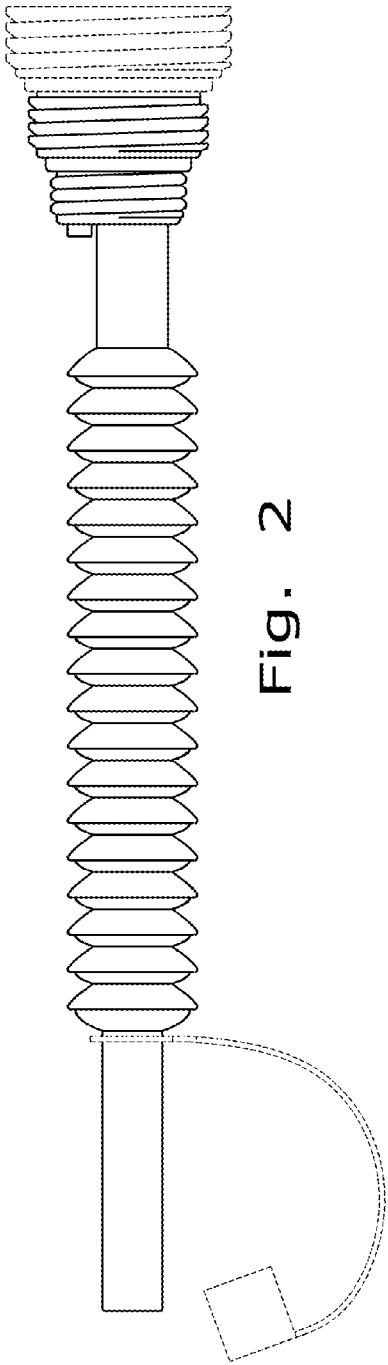


Fig. 2




Fig. 3




Fig. 4

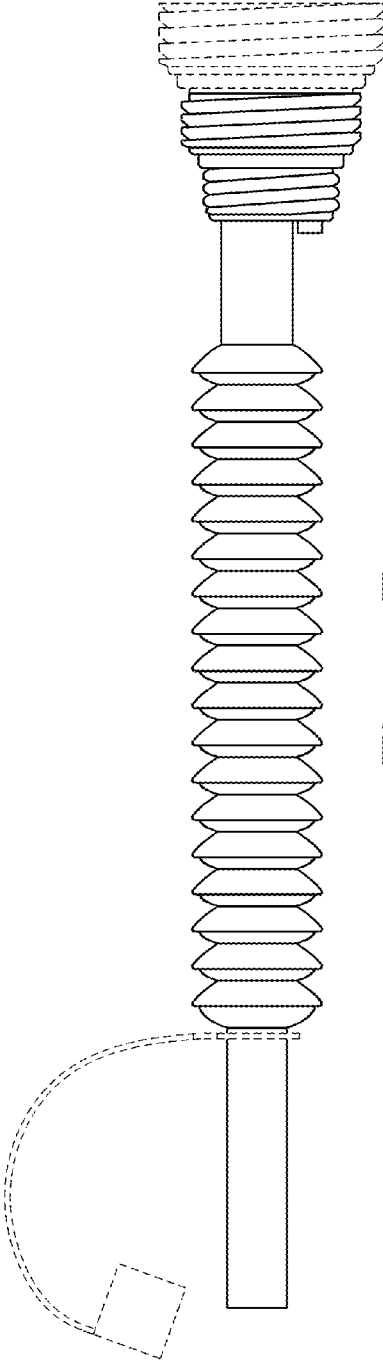


Fig. 5

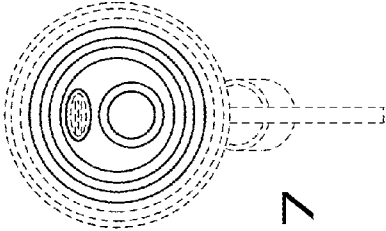


Fig. 7

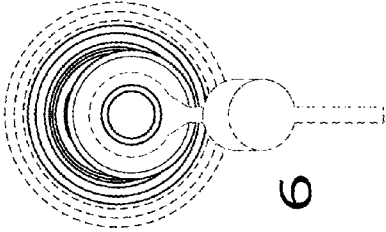


Fig. 6