

A&A Ref: 152597

PUBLICATION PARTICULARS AND ABSTRACT  
(Section 32(3)(a) - Regulations 22(1)(g) and 31)

21	01	PATENT APPLICATION NO	22	LODGING DATE	43	ACCEPTANCE DATE
2005/04236			24 May 2005		29-08-06	

51	INTERNATIONAL CLASSIFICATION	NOT FOR PUBLICATION
----	------------------------------	---------------------

C09K

CLASSIFIED BY: ISA

71	FULL NAME(S) OF APPLICANT(S)
----	------------------------------

Honeywell International, Inc.

72	FULL NAME(S) OF INVENTOR(S)
----	-----------------------------

SINGH, Rajiv R.  
WILSON, David P.

PHAM, Hang T.  
THOMAS, Raymond H.

EARLIEST PRIORITY CLAIMED	COUNTRY	NUMBER	DATE
	33 US US	31 60/421,263 60/421,435	32 25 October 2002 25 October 2002

NOTE: The country must be indicated by its International Abbreviation - see schedule 4 of the Regulations

54	TITLE OF INVENTION
----	--------------------

Compositions containing fluorine substituted olefins

57	ABSTRACT (NOT MORE THAN 150 WORDS)
----	------------------------------------

NUMBER OF SHEETS	32
------------------	----

The sheet(s) containing the abstract is/are attached.

If no classification is furnished, Form P.9 should accompany this form.  
The figure of the drawing to which the abstract refers is attached.

## (12) INTERNATIONAL APPLICATION PUBLISHED UNDER THE PATENT COOPERATION TREATY (PCT)

(19) World Intellectual Property  
Organization  
International Bureau



(43) International Publication Date  
6 May 2004 (06.05.2004)

PCT

(10) International Publication Number  
**WO 2004/037913 A3**

(51) International Patent Classification<sup>7</sup>: **C09K 5/00**  
(21) International Application Number:  
PCT/US2003/033874

(22) International Filing Date: 27 October 2003 (27.10.2003)

(25) Filing Language: English

(26) Publication Language: English

(30) Priority Data:  
60/421,263 25 October 2002 (25.10.2002) US  
60/421,435 25 October 2002 (25.10.2002) US

(71) Applicant (for all designated States except US): **HONEYWELL INTERNATIONAL, INC.** [US/US]; 101 Columbia Road, P.O. Box 2245, Morristown, NJ 07962-2245 (US).

(72) Inventors; and

(75) Inventors/Applicants (for US only): **SINGH, Rajiv, R.** [US/US]; 18 Foxfire Drive, Getzville, NY 14068 (US). **PHAM, Hang, T.** [US/US]; 136 Larkspur Lane, Amherst, NY 14228 (US). **WILSON, David, P.** [US/US]; 118 Waxwing Court, East Amherst, NY 14051 (US). **THOMAS, Raymond, H.** [US/US]; 5990 Hopi Court, Pendleton, NY 14094 (US).

(74) Agents: **SZUCH, Colleen et al.**; Honeywell International, Inc., 101 Columbia Road, P.O. Box 2245, Morristown, NJ 07962-2245 (US).

(81) Designated States (national): AE, AG, AL, AM, AT, AU, AZ, BA, BB, BG, BR, BY, BZ, CA, CH, CN, CO, CR, CU, CZ, DE, DK, DM, DZ, EC, EE, EG, ES, FI, GB, GD, GE, GH, GM, HR, HU, ID, IL, IN, IS, JP, KE, KG, KP, KR, KZ, LC, LK, LR, LS, LT, LU, LV, MA, MD, MG, MK, MN, MW, MX, MZ, NI, NO, NZ, OM, PG, PH, PL, PT, RO, RU, SC, SD, SE, SG, SK, SL, SY, TJ, TM, TN, TR, TT, TZ, UA, UG, US, UZ, VC, VN, YU, ZA, ZM, ZW.

(84) Designated States (regional): ARIPO patent (GH, GM, KE, LS, MW, MZ, SD, SL, SZ, TZ, UG, ZM, ZW), Eurasian patent (AM, AZ, BY, KG, KZ, MD, RU, TJ, TM), European patent (AT, BE, BG, CH, CY, CZ, DE, DK, EE, ES, FI, FR, GB, GR, HU, IE, IT, LU, MC, NL, PT, RO, SE, SI, SK, TR), OAPI patent (BF, BJ, CF, CG, CI, CM, GA, GN, GQ, GW, ML, MR, NE, SN, TD, TG).

## Published:

- with international search report
- before the expiration of the time limit for amending the claims and to be republished in the event of receipt of amendments

(88) Date of publication of the international search report:  
20 January 2005

For two-letter codes and other abbreviations, refer to the "Guidance Notes on Codes and Abbreviations" appearing at the beginning of each regular issue of the PCT Gazette.

(54) Title: COMPOSITIONS CONTAINING FLUORINE SUBSTITUTED OLEFINS

(57) Abstract: The use of pentafluoropropene (HFO-1225) and tetrafluoropropene (HFO-1234) in refrigeration equipment is disclosed. These materials are generally useful as refrigerants for heating and cooling, as blowing agents, as aerosol propellants, as solvent composition, and as fire extinguishing and suppressing agents.

WO 2004/037913 A3

## COMPOSITIONS CONTAINING FLUORINE SUBSTITUTED OLEFINS

### RELATED APPLICATIONS

5           The present application is related to and claims the priority benefit of U.S. Provisional Application Nos. 60/421,263, and 60/421,435, each of which was filed on October 25, 2002, and each of which is incorporated herein by reference. The present application is also related to and incorporates by reference each of the following concurrently filed United States Patent Applications: Attorney Docket  
10   Number H0004412 (26269) entitled "Fluorinated Alkene Refrigerant Composition," by Raymond Thomas and Attorney Docket Number H0003789 (26267) entitled "Process For Producing Fluoropropenes," by Hsueh Sung Tung et al.

### FIELD OF THE INVENTION

15           This invention relates to compositions having utility in numerous applications, including particularly refrigeration systems, and to methods and systems which utilize such compositions. In preferred aspects, the present invention is directed to refrigerant compositions which comprise at least one multi-fluorinated olefin of the  
20   present invention.

### BACKGROUND OF THE INVENTION

25           Fluorocarbon based fluids have found widespread use in many commercial and industrial applications. For example, fluorocarbon based fluids are frequently used as a working fluid in systems such as air conditioning, heat pump and refrigeration applications. The vapor compression cycle is one of the most commonly used type methods to accomplish cooling or heating in a refrigeration system. The vapor compression cycle usually involves the phase change of the  
30   refrigerant from the liquid to the vapor phase through heat absorption at a relatively low pressure and then from the vapor to the liquid phase through heat removal at a relatively low pressure and temperature, compressing the vapor to a relatively

elevated pressure, condensing the vapor to the liquid phase through heat removal at this relatively elevated pressure and temperature, and then reducing the pressure to start the cycle over again.

While the primary purpose of refrigeration is to remove heat from an object or  
5 other fluid at a relatively low temperature, the primary purpose of a heat pump is to add heat at a higher temperature relative to the environment.

Certain fluorocarbons have been a preferred component in many heat exchange fluids, such as refrigerants, for many years in many applications. For, example, fluoroalkanes, such as chlorofluoromethane and chlorofluoroethane  
10 derivatives, have gained widespread use as refrigerants in applications including air conditioning and heat pump applications owing to their unique combination of chemical and physical properties. Many of the refrigerants commonly utilized in vapor compression systems are either single components fluids or azeotropic mixtures.

15 Concern has increased in recent years about potential damage to the earth's atmosphere and climate, and certain chlorine-based compounds have been identified as particularly problematic in this regard. The use of chlorine-containing compositions (such as chlorofluorocarbons (CFC's), hydrochlorofluorocarbons (HCF's) and the like) as refrigerants in air-conditioning and refrigeration systems has  
20 become disfavored because of the ozone-depleting properties associated with many of such compounds. There has thus been an increasing need for new fluorocarbon and hydrofluorocarbon compounds and compositions that offer alternatives for refrigeration and heat pump applications. For example, it has become desirable to retrofit chlorine-containing refrigeration systems by replacing chlorine-containing  
25 refrigerants with non-chlorine-containing refrigerant compounds that will not deplete the ozone layer, such as hydrofluorocarbons (HFC's).

It is generally considered important, however, that any potential substitute refrigerant must also possess those properties present in many of the most widely used fluids, such as excellent heat transfer properties, chemical stability, low- or no-  
30 toxicity, non-flammability and lubricant compatibility, among others.

Applicants have come to appreciate that lubricant compatibility is of particular importance in many of applications. More particularly, it is highly desirably for

refrigeration fluids to be compatible with the lubricant utilized in the compressor unit, used in most refrigeration systems. Unfortunately, many non-chlorine-containing refrigeration fluids, including HFC's, are relatively insoluble and/or immiscible in the types of lubricants used traditionally with CFC's and HFC's, including, for example, mineral oils, alkylbenzenes or poly(alpha-olefins). In order for a refrigeration fluid-lubricant combination to work at a desirable level of efficiency within a compression refrigeration, air-conditioning and/or heat pump system, the lubricant should be sufficiently soluble in the refrigeration liquid over a wide range of operating temperatures. Such solubility lowers the viscosity of the lubricant and allows it to flow more easily throughout the system. In the absence of such solubility, lubricants tend to become lodged in the coils of the evaporator of the refrigeration, air-conditioning or heat pump system, as well as other parts of the system, and thus reduce the system efficiency.

With regard to efficiency in use, it is important to note that a loss in refrigerant thermodynamic performance or energy efficiency may have secondary environmental impacts through increased fossil fuel usage arising from an increased demand for electrical energy.

Furthermore, it is generally considered desirably for CFC refrigerant substitutes to be effective without major engineering changes to conventional vapor compression technology currently used with CFC refrigerants.

Flammability is another important property for many applications. That is, it is considered either important or essential in many applications, including particularly in heat transfer applications, to use compositions which are non-flammable. Thus, it is frequently beneficial to use in such compositions compounds which are nonflammable. As used herein, the term "nonflammable" refers to compounds or compositions which are determined to be nonflammable as determined in accordance with ASTM standard E-681, dated 2002, which is incorporated herein by reference. Unfortunately, many HFC's which might otherwise be desirable for used in refrigerant compositions are not nonflammable. For example, the fluoroalkane difluoroethane (HFC-152a) and the fluoroalkene 1,1,1-trifluorpropene (HFO-1243zf) are each flammable and therefore not viable for use in many applications.

Higher fluoroalkenes, that is fluorine-substituted alkenes having at least five

carbon atoms, have been suggested for use as refrigerants. U.S. Patent No. 4,788,352 – Smutny is directed to production of fluorinated C<sub>5</sub> to C<sub>8</sub> compounds having at least some degree of unsaturation. The Smutny patent identifies such higher olefins as being known to have utility as refrigerants, pesticides, dielectric  
5 fluids, heat transfer fluids, solvents, and intermediates in various chemical reactions. (See column 1, lines 11 – 22).

While the fluorinated olefins described in Smutny may have some level of effectiveness in heat transfer applications, it is believed that such compounds may also have certain disadvantages. For example, some of these compounds may tend  
10 to attack substrates, particularly general-purpose plastics such as acrylic resins and ABS resins. Furthermore, the higher olefinic compounds described in Smutny may also be undesirable in certain applications because of the potential level of toxicity of such compounds which may arise as a result of pesticide activity noted in Smutny. Also, such compounds may have a boiling point which is too high to make them  
15 useful as a refrigerant in certain applications.

Bromofluoromethane and bromochlorofluoromethane derivatives, particularly bromotrifluoromethane (Halon 1301) and bromochlorodifluoromethane (Halon 1211) have gained widespread use as fire extinguishing agents in enclosed areas such as airplane cabins and computer rooms. However, the use of various halons is being  
20 phased out due to their high ozone depletion. Moreover, as halons are frequently used in areas where humans are present, suitable replacements must also be safe to humans at concentrations necessary to suppress or extinguish fire.

Applicants have thus come to appreciate a need for compositions, and particularly heat transfer compositions, fire extinguishing/suppression compositions,  
25 blowing agents, solvent compositions, and compatibilizing agents, that are potentially useful in numerous applications, including vapor compression heating and cooling systems and methods, while avoiding one or more of the disadvantages noted above.

## SUMMARY

Applicants have found that the above-noted need, and other needs, can be satisfied by compositions comprising one or more C<sub>3</sub> or C<sub>4</sub> fluoroalkenes, preferably compounds having Formula I as follows:

5



where X is a C<sub>2</sub> or a C<sub>3</sub> unsaturated, substituted or unsubstituted, alkyl radical, each R is independently Cl, F, Br, I or H, and z is 1 to 3.

The present invention provides also methods and systems which utilize the compositions of the present invention, including methods and systems for heat transfer, foam blowing, solvating, and aerosol generation.

10

## DETAILED DESCRIPTION OF PREFERRED EMBODIMENTS

15

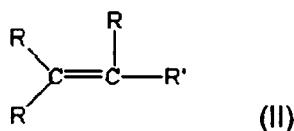
### THE COMPOSITIONS

The present invention is directed to compositions comprising at least one fluoroalkene containing from 3 to 4 carbon atoms and at least one carbon-carbon double bond. The fluoroalkene compounds of the present invention are sometimes referred to herein for the purpose of convenience as hydrofluoro-olefins or "HFOs" if they contain at least one hydrogen. Although it is contemplated that the HFOs of the president mentioned may contain two carbon -- carbon double bonds, such compounds at the present time are not considered to be preferred.

20

As mentioned above, the present compositions comprise one or compounds in accordance with Formula I. In preferred embodiments, the compositions include compounds of Formula II below:

25



where each R is independently Cl, F, Br, I or H

30

R' is (CR<sub>2</sub>)<sub>n</sub>Y,

Y is  $\text{CRF}_2$

and n is 0 or 1.

In highly preferred embodiments, Y is  $\text{CF}_3$ , n is 0 and at least one of the remaining Rs is F.

5 Applicants believe that, in general, the compounds of the above identified Formulas I and II are generally effective and exhibit utility in refrigerant compositions, blowing agent compositions, compatibilizers, and solvent compositions of the present invention. However, applicants have surprisingly and unexpectedly found that certain of the compounds having a structure in accordance with the formulas  
10 described above exhibit a highly desirable low level of toxicity compared to other of such compounds. As can be readily appreciated, this discovery is of potentially enormous advantage and benefit for the formulation of not only refrigerant compositions, but also any and all compositions which would otherwise contain relatively toxic compounds satisfying the formulas described above. More  
15 particularly, applicants believe that a relatively low toxicity level is associated with compounds of Formula II, preferably wherein Y is  $\text{CF}_3$ , wherein at least one R on the unsaturated terminal carbon is H, and at least one of the remaining Rs is F. Applicants believe also that all structural, geometric and stereoisomers of such compounds are effective and of beneficially low toxicity.

20 In highly preferred embodiments, especially embodiments which comprise the low toxicity compounds described above, n is zero. Thus, in certain preferred embodiments the compositions of the present invention comprise one or more compounds selected from the group consisting of tetrafluoropropenes (HFO-1234), pentafluoropropenes (HFO-1225) and combinations of these.

25 It is even more preferred that the compounds of the present invention are the tetrafluoropropene and pentafluoropropene compounds in which the unsaturated terminal carbon has not more than one F substituent, specifically: 1, 3, 3, 3-tetrafluoropropene (HFO-1234ze); 2, 3, 3, 3-tetrafluoropropene (HFO-1234yf); and 1,2,3,3,3-pentafluoropropene (HFO-1225ye), and any and all stereoisomers of each  
30 of these. Applicant has discovered that such compounds have a very low acute toxicity level, as measured by inhalation exposure to mice and rats. On the other hand, applicants have found that a relatively high degree of toxicity may be



associated with certain compounds adaptable for use with the present compositions, namely, those compounds which have more than one F on the terminal unsaturated carbon, or which do not have at least one H on the terminal unsaturated carbon. For example, applicants have discovered that 1,1,3,3,3-pentafluoropropene (HFO-  
5 1225zc) exhibits an unacceptably high degree of toxicity, as measured by inhalation exposure to mice and rats.

The preferred compounds of the present invention, namely, HFO-1225 and HFO-1234 are known materials and are listed in Chemical Abstracts databases. HFO-1225 is commercially available, from example from Syntex Chemical Co.  
10 Furthermore, methods are described generally in the patent literature for producing fluoroalkenes. For example, the production of fluoropropenes such as  $\text{CF}_3\text{CH}=\text{CH}_2$  by catalytic vapor phase fluorination of various saturated and unsaturated halogen-containing  $\text{C}_3$  compounds is described in U.S. Patent Nos. 2,889,379; 4,798,818 and 4,465,786, each of which is incorporated herein by reference. U.S. Patent No.  
15 5,532,419, which is also incorporated herein by reference, discloses a vapor phase catalytic process for the preparation of fluoroalkene using a chloro- or bromo-halofluorocarbon and HF. EP 974,571, also incorporated herein by reference, discloses the preparation of 1,1,1,3-tetrafluoropropene by contacting 1,1,1,3,3-pentafluoropropane (HFC-245fa) in the vapor phase with a chromium-based catalyst  
20 at elevated temperature, or in the liquid phase with an alcoholic solution of KOH, NaOH,  $\text{Ca}(\text{OH})_2$  or  $\text{Mg}(\text{OH})_2$ . In addition, methods for producing compounds in accordance with the present invention are described generally in connection with concurrently filed United States Patent Application entitled "Process for Producing Fluoropropenes" bearing attorney docket number (H0003789 (26267)), which is also  
25 incorporated herein by reference.

The present compositions are believed to possess properties that are advantageous for a number of important reasons. For example, applicants believe, based at least in part on mathematical modeling, that the fluoroolefins of the present invention will not have a substantial negative affect on atmospheric chemistry, being  
30 negligible contributors to ozone depletion in comparison to some other halogenated species. The preferred compositions of the present invention thus have the advantage of not contributing substantially to ozone depletion. The preferred

compositions also do not contribute substantially to global warming compared to many of the hydrofluoroalkanes presently in use.

Preferably, the compositions of the present invention have a Global Warming Potential (GWP) of not greater than 150, more preferably not greater than 100 and even more preferably not greater than 75. As used herein, "GWP" is measured relative to that of carbon dioxide and over a 100 year time horizon, as defined in "The Scientific Assessment of Ozone Depletion, 2002, a report of the World Meteorological Association's Global Ozone Research and Monitoring Project," which is incorporated herein by reference.

The present compositions also preferably have an Ozone Depletion Potential (ODP) of not greater than 0.05, more preferably not greater than 0.02 and even more preferably about zero. As used herein, "ODP" is as defined in "The Scientific Assessment of Ozone Depletion, 2002, A report of the World Meteorological Association's Global Ozone Research and Monitoring Project," which is incorporated herein by reference.

#### HEAT TRANSFER COMPOSITIONS

Although it is contemplated that the compositions of the present invention may include the compounds of the present invention in widely ranging amounts, it is generally preferred that refrigerant compositions of the present invention comprise compound(s) in accordance with Formula I, and even more preferably Formula II, in an amount that is at least about 50% by weight, and even more preferably at least about 70 % by weight, of the composition.

The compositions of the present invention may include other components for the purpose of enhancing or providing certain functionality to the composition, or in some cases to reduce the cost of the composition. For example, refrigerant compositions according to the present invention, especially those used in vapor compression systems, include a lubricant, generally in amounts of from about 30 to about 50 percent by weight of the composition. Furthermore, the present compositions may also include a compatibilizer, such as propane, for the purpose of aiding compatibility and/or solubility of the lubricant. Such compatibilizers, including propane, butanes and pentanes, are preferably present in amounts of from about 0.5

to about 5 percent by weight of the composition. Combinations of surfactants and solubilizing agents may also be added to the present compositions to aid oil solubility, as disclosed by U.S. Patent No. 6,516,837, the disclosure of which is incorporated by reference. Commonly used refrigeration lubricants such as Polyol  
5 Esters (POEs) and Poly Alkylene Glycols (PAGs) that are used in refrigeration machinery with hydrofluorocarbon (HFC) refrigerants may be used with the refrigerant compositions of the present invention.

### **BLOWING AGENTS, FOAMS AND FOAMABLE COMPOSITIONS**

10 Blowing agents may also comprise or constitute one or more of the present compositions. As mentioned above, the compositions of the present invention may include the compounds of the present invention in widely ranging amounts,. It is generally preferred, however, that for preferred compositions for use as blowing agents in accordance with the present invention, compound(s) in accordance with  
15 Formula I, and even more preferably Formula II, are present in an amount that is at least about 5 % by weight, and even more preferably at least about 15 % by weight, of the composition.

In other embodiments, the invention provides foamable compositions, and preferably polyurethane, polyisocyanurate and extruded thermoplastic foam  
20 compositions, prepared using the compositions of the present invention. In such foam embodiments, one or more of the present compositions are included as or part of a blowing agent in a foamable composition, which composition preferably includes one or more additional components capable of reacting and/or foaming under the proper conditions to form a foam or cellular structure, as is well known in the art.  
25 The invention also relates to foam, and preferably closed cell foam, prepared from a polymer foam formulation containing a blowing agent comprising the compositions of the invention. In yet another embodiments, the invention provides a foamable composition comprising thermoplastic foams, such as polystyrene and polyethylene (PE), preferably low density PE.

30 In certain preferred embodiments, dispersing agents, cell stabilizers, surfactants and other additives may also be incorporated into the blowing agent compositions of the present invention. Surfactants are optionally but preferably

added to serve as cell stabilizers. Some representative materials are sold under the names of DC-193, B-8404, and L-5340 which are, generally, polysiloxane polyoxyalkylene block co-polymers such as those disclosed in U.S. Patent Nos. 2,834,748, 2,917,480, and 2,846,458, each of which is incorporated herein by  
5 reference. Other optional additives for the blowing agent mixture may include flame retardants such as tri(2-chloroethyl)phosphate, tri(2-chloropropyl)phosphate, tri(2,3-dibromopropyl)-phosphate, tri(1,3-dichloropropyl) phosphate, diammonium phosphate, various halogenated aromatic compounds, antimony oxide, aluminum trihydrate, polyvinyl chloride, and the like.

10

### PROPELLANT COMPOSITIONS

In another aspect, the present invention provided propellant compositions comprising or consisting essentially of a composition of the present invention, such propellant composition preferably being a sprayable composition. The propellant  
15 compositions of the present invention preferably comprise a material to be sprayed and a propellant comprising, consisting essentially of, or consisting of a composition in accordance with the present invention. Inert ingredients, solvents, and other materials may also be present in the sprayable mixture. Preferably, the sprayable composition is an aerosol. Suitable materials to be sprayed include, without  
20 limitation, cosmetic materials such as deodorants, perfumes, hair sprays, cleansers, and polishing agents as well as medicinal materials such as anti-asthma and anti-halitosis medications.

### METHODS AND SYSTEMS

25 The compositions of the present invention are useful in connection with numerous methods and systems, including as heat transfer fluids in methods and systems for transferring heat, such as refrigerants used in refrigeration, air conditioning and heat pump systems. The present compositions are also advantageous for in use in systems and methods of generating aerosols, preferably  
30 comprising or consisting of the aerosol propellant in such systems and methods. Methods of forming foams and methods of extinguishing and suppressing fire are also included in certain aspects of the present invention. The present invention also

provides in certain aspects methods of removing residue from articles in which the present compositions are used as solvent compositions in such methods and systems.

## 5                    **HEAT TRANSFER METHODS**

The preferred heat transfer methods generally comprise providing a composition of the present invention and causing heat to be transferred to or from the composition changing the phase of the composition. For example, the present methods provide cooling by absorbing heat from a fluid or article, preferably by  
10 evaporating the present refrigerant composition in the vicinity of the body or fluid to be cooled to produce vapor comprising the present composition. Preferably the methods include the further step of compressing the refrigerant vapor, usually with a compressor or similar equipment to produce vapor of the present composition at a relatively elevated pressure. Generally, the step of compressing the vapor results in  
15 the addition of heat to the vapor, thus causing an increase in the temperature of the relatively high pressure vapor. Preferably, the present methods include removing from this relatively high temperature, high pressure vapor at least a portion of the heat added by the evaporation and compression steps. The heat removal step preferably includes condensing the high temperature, high pressure vapor while the  
20 vapor is in a relatively high pressure condition to produce a relatively high pressure liquid comprising a composition of the present invention. This relatively high pressure liquid preferably then undergoes a nominally isenthalpic reduction in pressure to produce a relatively low temperature, low pressure liquid. In such embodiments, it is this reduced temperature refrigerant liquid which is then vaporized  
25 by heat transferred from the body or fluid to be cooled.

In another process embodiment of the invention, the compositions of the invention may be used in a method for producing heating which comprises condensing a refrigerant comprising the compositions in the vicinity of a liquid or body to be heated.. Such methods, as mentioned hereinbefore, frequently are  
30 reverse cycles to the refrigeration cycle described above.

## **FOAM BLOWING METHODS**

One embodiment of the present invention relates to methods of forming foams, and preferably polyurethane and polyisocyanurate foams. The methods generally comprise providing a blowing agent composition of the present inventions, adding (directly or indirectly) the blowing agent composition to a foamable  
5 composition, and reacting the foamable composition under the conditions effective to form a foam or cellular structure, as is well known in the art. Any of the methods well known in the art, such as those described in "Polyurethanes Chemistry and Technology," Volumes I and II, Saunders and Frisch, 1962, John Wiley and Sons, New York, NY, which is incorporated herein by reference, may be used or adapted  
10 for use in accordance with the foam embodiments of the present invention. In general, such preferred methods comprise preparing polyurethane or polyisocyanurate foams by combining an isocyanate, a polyol or mixture of polyols, a blowing agent or mixture of blowing agents comprising one or more of the present compositions, and other materials such as catalysts, surfactants, and optionally,  
15 flame retardants, colorants, or other additives.

It is convenient in many applications to provide the components for polyurethane or polyisocyanurate foams in pre-blended formulations. Most typically, the foam formulation is pre-blended into two components. The isocyanate and optionally certain surfactants and blowing agents comprise the first component,  
20 commonly referred to as the "A" component. The polyol or polyol mixture, surfactant, catalysts, blowing agents, flame retardant, and other isocyanate reactive components comprise the second component, commonly referred to as the "B" component. Accordingly, polyurethane or polyisocyanurate foams are readily prepared by bringing together the A and B side components either by hand mix for  
25 small preparations and, preferably, machine mix techniques to form blocks, slabs, laminates, pour-in-place panels and other items, spray applied foams, froths, and the like. Optionally, other ingredients such as fire retardants, colorants, auxiliary blowing agents, and even other polyols can be added as a third stream to the mix head or reaction site. Most preferably, however, they are all incorporated into one  
30 B-component as described above.

It is also possible to produce thermoplastic foams using the compositions of the invention. For example, conventional polystyrene and polyethylene formulations

may be combined with the compositions in a conventional manner to produce rigid foams.

### CLEANING METHODS

5           The present invention also provides methods of removing containments from a product, part, component, substrate, or any other article or portion thereof by applying to the article a composition of the present invention. For the purposes of convenience, the term "article" is used herein to refer to all such products, parts, components, substrates, and the like and is further intended to refer to any surface  
10 or portion thereof. Furthermore, the term "contaminant" is intended to refer to any unwanted material or substance present on the article, even if such substance is placed on the article intentionally. For example, in the manufacture of semiconductor devices it is common to deposit a photoresist material onto a substrate to form a mask for the etching operation and to subsequently remove the  
15 photoresist material from the substrate. The term "contaminant" as used herein is intended to cover and encompass such a photo resist material.

Preferred methods of the present invention comprise applying the present composition to the article, with vapor degreasing and solvent cleaning methods being particularly preferred for certain applications, especially those intricate parts  
20 and difficult to remove soils. Preferred vapor degreasing and solvent cleaning methods consist of exposing an article, preferably at room-temperature, to the vapors of a boiling solvent. Vapors condensing on the object have the advantage of providing a relatively clean, distilled solvent to wash away grease or other contamination. Such processes thus have an additional advantage in that final  
25 evaporation of the present solvent composition from the object leaves behind relatively little residue as compared to the case where the object is simply washed in liquid solvent.

For applications in which the article includes contaminants that are difficult to remove, it is preferred that the present methods involve raising the temperature of  
30 the solvent composition of the present invention above ambient or to any other temperature that is effective in such application to substantially improve the cleaning action of the solvent. Such processes are also generally preferred for large volume

assembly line operations where the cleaning of the article, particularly metal parts and assemblies, must be done efficiently and quickly.

In preferred embodiments, the cleaning methods of the present invention comprise immersing the article to be cleaned in liquid solvent at an elevated  
5 temperature, and even more preferably at about the boiling point of the solvent. In such operations, this step preferably removes a substantial amount, and even more preferably a major portion, of the target contaminant from the article. This step is then preferably followed by immersing the article in solvent, preferably freshly distilled solvent, which is at a temperature below the temperature of the liquid solvent  
10 in the preceding immersion step, preferably at about ambient or room temperature. The preferred methods also include the step of then contacting the article with relatively hot vapor of the present solvent composition, preferably by exposing the article to solvent vapors rising from the hot/boiling solvent associated with the first mentioned immersion step. This preferably results in condensation of the solvent  
15 vapor on the article. In certain preferred embodiments, the article may be sprayed with distilled solvent before final rinsing.

It is contemplated that numerous varieties and types of vapor degreasing equipment are adaptable for use in connection with the present methods. One example of such equipment and its operation is disclosed by Sherliker et al. in U.S.  
20 Pat. No. 3,085,918, which is incorporated herein by reference. The equipment disclosed in Sherliker et al includes a boiling sump for containing a solvent composition, a clean sump for containing distilled solvent, a water separator, and other ancillary equipment.

The present cleaning methods may also comprise cold cleaning in which the  
25 contaminated article is either immersed in the fluid composition of the present invention under ambient or room temperature conditions or wiped under such conditions with rags or similar objects soaked in solvents.

### 30 **FLAMMABILITY REDUCTION METHODS**

According to certain other preferred embodiments, the present invention provides methods for reducing the flammability of fluids, said methods comprising



adding a compound or composition of the present invention to said fluid. The flammability associated with any of a wide range of otherwise flammable fluids may be reduced according to the present invention. For example, the flammability associated with fluids such as ethylene oxide, flammable hydrofluorocarbons and hydrocarbons, including: HFC-152a, 1,1,1-trifluoroethane (HFC-143a), difluoromethane (HFC-32), propane, hexane, octane, and the like can be reduced according to the present invention. For the purposes of the present invention, a flammable fluid may be any fluid exhibiting flammability ranges in air as measured via any standard conventional test method, such as ASTM E-681, and the like.

Any suitable amounts of the present compounds or compositions may be added to reduce flammability of a fluid according to the present invention. As will be recognized by those of skill in the art, the amount added will depend, at least in part, on the degree to which the subject fluid is flammable and the degree to which it is desired to reduce the flammability thereof. In certain preferred embodiments, the amount of compound or composition added to the flammable fluid is effective to render the resulting fluid substantially non-flammable.

### FLAME SUPPRESSION METHODS

The present invention further provides methods of suppressing a flame, said methods comprising contacting a flame with a fluid comprising a compound or composition of the present invention. Any suitable methods for contacting the flame with the present composition may be used. For example, a composition of the present invention may be sprayed, poured, and the like onto the flame, or at least a portion of the flame may be immersed in the composition. In light of the teachings herein, those of skill in the art will be readily able to adapt a variety of conventional apparatus and methods of flame suppression for use in the present invention.

### STERILIZATION METHODS

Many articles, devices and materials, particularly for use in the medical field, must be sterilized prior to use for the health and safety reasons, such as the health

and safety of patients and hospital staff. The present invention provides methods of sterilizing comprising contacting the articles, devices or material to be sterilized with a compound or composition of the present invention. Such methods may be either high or low-temperature sterilization methods. In certain embodiments, high-  
5 temperature sterilization comprises exposing the articles, device or material to be sterilized to a hot fluid comprising a compound or composition of the present invention at a temperature of from about 250°F to about 270°F, preferably in a substantially sealed chamber. The process can be completed usually in less than about 2 hours. However, some articles, such as plastic articles and electrical  
10 components, cannot withstand such high temperatures and require low-temperature sterilization.

Low-temperature sterilization of the present invention involves the use of a compound or composition of the present invention at a temperature of from about 100 to about 200°F. The compounds of the present invention may be combined with  
15 other common chemical sterilants, including, for example, ethylene oxide (EO), formaldehyde, hydrogen peroxide, chlorine dioxide, and ozone to form a sterilant composition of the present invention.

The low-temperature sterilization of the present invention is preferably at least a two-step process performed in a substantially sealed, preferably air tight, chamber.  
20 In the first step (the sterilization step), the articles having been cleaned and wrapped in gas permeable bags are placed in the chamber. Air is then evacuated from the chamber by pulling a vacuum and perhaps by displacing the air with steam. In certain embodiments, it is preferable to inject steam into the chamber to achieve a relative humidity that ranges preferably from about 30% to about 70%. Such  
25 humidities may maximize the sterilizing effectiveness of the sterilant which is introduced into the chamber after the desired relative humidity is achieved. After a period of time sufficient for the sterilant to permeate the wrapping and reach the interstices of the article, the sterilant and steam are evacuated from the chamber.

In the preferred second step of the process (the aeration step), the articles are  
30 aerated to remove sterilant residues. Removing such residues is particularly important in the case of toxic sterilants, although it is optional in those cases in which

the substantially non-toxic compounds of the present invention are used. Typical aeration processes include air washes, continuous aeration, and a combination of the two. An air wash is a batch process and usually comprises evacuating the chamber for a relatively short period, for example, 12 minutes, and then introducing  
5 air at atmospheric pressure or higher into the chamber. This cycle is repeated any number of times until the desired removal of sterilant is achieved. Continuous aeration typically involves introducing air through an inlet at one side of the chamber and then drawing it out through an outlet on the other side of the chamber by applying a slight vacuum to the outlet. Frequently, the two approaches are  
10 combined. For example, a common approach involves performing air washes and then an aeration cycle.

### EXAMPLES

The following examples are provided for the purpose of illustrating the present  
15 invention but without limiting the scope thereof.

#### EXAMPLE 1

The coefficient of performance (COP) is a universally accepted measure of refrigerant performance, especially useful in representing the relative thermodynamic  
20 efficiency of a refrigerant in a specific heating or cooling cycle involving evaporation or condensation of the refrigerant. In refrigeration engineering, this term expresses the ratio of useful refrigeration to the energy applied by the compressor in compressing the vapor. The capacity of a refrigerant represents the amount of cooling or heating it provides and provides some measure of the capability of a  
25 compressor to pump quantities of heat for a given volumetric flow rate of refrigerant. In other words, given a specific compressor, a refrigerant with a higher capacity will deliver more cooling or heating power. One means for estimating COP of a refrigerant at specific operating conditions is from the thermodynamic properties of the refrigerant using standard refrigeration cycle analysis techniques (see for  
30 example, R.C. Downing, FLUOROCARBON REFRIGERANTS HANDBOOK, Chapter 3, Prentice-Hall, 1988).

A refrigeration /air conditioning cycle system is provided where the condenser temperature is about 150°F and the evaporator temperature is about -35°F under nominally isentropic compression with a compressor inlet temperature of about 50°F. COP is determined for several compositions of the present invention over a range of condenser and evaporator temperatures and reported in Table I below, based upon HFC-134a having a COP value of 1.00, a capacity value of 1.00 and a discharge temperature of 175 °F.

**TABLE I**

REFRIGERANT COMPOSITION	Relative COP	Relative CAPACITY	DISCHARGE TEMPERATURE (°F)
HFO 1225ye	1.02	0.76	158
HFO trans-1234ze	1.04	0.70	165
HFO cis-1234ze	1.13	0.36	155
HFO 1234yf	0.98	1.10	168

This example shows that certain of the preferred compounds for use with the present compositions each have a better energy efficiency than HFC-134a (1.02, 1.04 and 1.13 compared to 1.00) and the compressor using the present refrigerant compositions will produce discharge temperatures (158, 165 and 155 compared to 175), which is advantageous since such result will likely leading to reduced maintenance problems.

**EXAMPLE 2**

The miscibility of HFO-1225ye and HFO-1234ze with various refrigeration lubricants is tested. The lubricants tested are mineral oil (C3), alkyl benzene (Zerol 150), ester oil (Mobil EAL 22 cc and Solest 120), polyalkylene glycol (PAG) oil (Goodwrench Refrigeration Oil for 134a systems), and a poly(alpha-olefin) oil (CP-6005-100). For each refrigerant/oil combination, three compositions are tested, namely 5, 20 and 50 weight percent of lubricant, with the balance of each being the compound of the present invention being tested

The lubricant compositions are placed in heavy-walled glass tubes. The tubes are evacuated, the refrigerant compound in accordance with the present invention is

added, and the tubes are then sealed. The tubes are then put into an air bath environmental chamber, the temperature of which is varied from about -50°C to 70°C. At roughly 10°C intervals, visual observations of the tube contents are made for the existence of one or more liquid phases. In a case where more than one liquid phase is observed, the mixture is reported to be immiscible. In a case where there is only one liquid phase observed, the mixture is reported to be miscible. In those cases where two liquid phases were observed, but with one of the liquid phases occupying only a very small volume, the mixture is reported to be partially miscible.

The polyalkylene glycol and ester oil lubricants were judged to be miscible in all tested proportions over the entire temperature range, except that for the HFO-1225ye mixtures with polyalkylene glycol, the refrigerant mixture was found to be immiscible over the temperature range of -50°C to -30°C and to be partially miscible over from -20 to 50°C. At 50 weight percent concentration of the PAG in refrigerant and at 60°, the refrigerant/PAG mixture was miscible. At 70°C, it was miscible from 5 weight percent lubricant in refrigerant to 50 weight percent lubricant in refrigerant.

### EXAMPLE 3

The compatibility of the refrigerant compounds and compositions of the present invention with PAG lubricating oils while in contact with metals used in refrigeration and air conditioning systems is tested at 350° C, representing conditions much more severe than are found in many refrigeration and air conditioning applications.

Aluminum, copper and steel coupons are added to heavy walled glass tubes. Two grams of oil are added to the tubes. The tubes are then evacuated and one gram of refrigerant is added. The tubes are put into an oven at 350°F for one week and visual observations are made. At the end of the exposure period, the tubes are removed.

This procedure was done for the following combinations of oil and the compound of the present invention:

- a) HFC-1234ze and GM Goodwrench PAG oil
- b) HFC1243 zf and GM Goodwrench oil PAG oil
- c) HFC-1234ze and MOPAR-56 PAG oil

- d) HFC-1243 zf and MOPAR-56 PAG oil
- e) HFC-1225 ye and MOPAR-56 PAG oil.

In all cases, there is minimal change in the appearance of the contents of the tube. This indicates that the refrigerant compounds and compositions of the present invention are stable in contact with aluminum, steel and copper found in refrigeration and air conditioning systems, and the types of lubricating oils that are likely to be included in such compositions or used with such compositions in these types of systems.

#### 10                    **COMPARATIVE EXAMPLE**

Aluminum, copper and steel coupons are added to a heavy walled glass tube with mineral oil and CFC-12 and heated for one week at 350°C, as in Example 3. At the end of the exposure period, the tube is removed and visual observations are made. The liquid contents are observed to turn black, indicating there is severe decomposition of the contents of the tube.

CFC-12 and mineral oil have heretofore been the combination of choice in many refrigerant systems and methods. Thus, the refrigerant compounds and compositions of the present invention possess significantly better stability with many commonly used lubricating oils than the widely-used prior art refrigerant-lubricating oil combination.

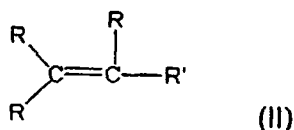
**WHAT IS CLAIMED IS:**

1. A heat transfer composition comprising:  
(a) at least one fluoroalkene of Formula I:



where X is a C<sub>2</sub> or a C<sub>3</sub> unsaturated, substituted or unsubstituted, alkyl radical, R is independently Cl, F, Br, I or H, and z is 1 to 3, said heat transfer composition having a Global Warming Potential (GWP) of not greater than about 150.

2. The heat transfer composition of claim 1 wherein said at least one fluoroalkene is a compound of Formula II:



where each R is independently Cl, F, Br, I or H

R' is (CR<sub>2</sub>)<sub>n</sub>Y,

Y is CRF<sub>2</sub>

and n is 0 or 1.

3. The heat transfer composition of claim 2 wherein Y is CF<sub>3</sub>.
4. The heat transfer composition of claim 3 wherein at least one R on the unsaturated terminal carbon is not F.
5. The heat transfer composition of claim 4 wherein at least one R on the unsaturated terminal carbon is H.
6. The heat transfer composition of claim 2 wherein n is 0.
7. The heat transfer composition of claim 2 wherein Y is CF<sub>3</sub> and n is 0.
8. The heat transfer composition of claim 1 wherein said at least one fluoroalkene comprises at least one tetrafluoropropene (HFO-1234).
9. The heat transfer composition of claim 8 wherein said at least one fluoroalkene further comprises at least one pentafluoropropene (HFO-1225).
10. The heat transfer composition of claim 1 wherein said at least one

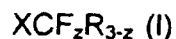
fluoroalkene further comprises at least one pentafluoropropene (HFO-1225).

11. The heat transfer composition of claim 8 wherein said at least one tetrafluoropropene (HFO-1234) comprises at least one compound in which the unsaturated terminal carbon has not more than one F substituent.
12. The heat transfer composition of claim 11 wherein said at least one tetrafluoropropene (HFO-1234) consists essentially of compounds in which the unsaturated terminal carbon has not more than one F substituent.
13. The heat transfer composition of claim 10 wherein said at least one pentafluoropropene (HFO-1225) comprises at least one compound in which the unsaturated terminal carbon has not more than one F substituent.
14. The heat transfer composition of claim 13 wherein said at least one pentafluoropropene (HFO-1225) consists essentially of compounds in which the unsaturated terminal carbon has not more than one F substituent.
15. A method of transferring heat to or from a fluid or body comprising causing a phase change in a fluoroalkene of Formula I:



where X is a C<sub>2</sub> or a C<sub>3</sub> unsaturated, substituted or unsubstituted, alkyl radical, each R is independently Cl, F, Br, I or H and z is 1 to 3.

16. The method of claim 15 wherein said fluoroalkene includes an unsaturated terminal carbon having not more than one F substituent.
17. The method of claim 16 wherein z is 3.
18. The method of claim 17 wherein at least one substituent on the unsaturated terminal carbon is not F.
19. The method of claim 18 wherein at least one substituent on the unsaturated terminal carbon is H.
20. The method of claim 16 wherein X is a C<sub>2</sub> alkyl radical.
21. The method of claim 16 wherein Y is CF<sub>3</sub> and X is a C<sub>2</sub> alkyl radical.
22. A foamable comprising a polyol and a blowing agent comprising at least one fluoroalkene of Formula I:



where X is a C<sub>2</sub> or a C<sub>3</sub> unsaturated, substituted or unsubstituted, alkyl radical, R is independently Cl, F, Br, I or H, and z is 1 to 3.



23. The foamable composition of claim 22 wherein said blowing agent has a Global Warming Potential (GWP) of not greater than about 150.
24. The foamable composition of claim 22 wherein said blowing agent has a Ozone Depleting Potential (ODP) of not greater than about 0.05.
25. The foamable composition of claim 22 wherein said fluoroalkene includes an unsaturated terminal carbon having not more than one F substituent.
26. The foamable composition of claim 22 wherein said fluoroalkene includes an unsaturated terminal carbon and at least one substituent on the unsaturated terminal carbon is H.
27. A closed cell foam comprising a polymer foam formulation including a blowing agent, said blowing agent comprising at least one fluoroalkene of Formula I:  

$$\text{XCF}_z\text{R}_{3-z} \text{ (I)}$$
 where X is a C<sub>2</sub> or a C<sub>3</sub> unsaturated, substituted or unsubstituted, alkyl radical, each R is independently Cl, F, Br, I or H and z is 1 to 3.
28. A foam premix composition comprising polyol and a blowing agent comprising at least one fluoroalkene of Formula I:  

$$\text{XCF}_z\text{R}_{3-z} \text{ (I)}$$
 where X is a C<sub>2</sub> or a C<sub>3</sub> unsaturated, substituted or unsubstituted, alkyl radical each R is independently Cl, F, Br, I or H and z is 1 to 3.
29. A method of forming a foam comprising adding to a foamable composition a blowing agent comprising at least one fluoroalkene of Formula I:  

$$\text{XCF}_z\text{R}_{3-z} \text{ (I)}$$
 where X is a C<sub>2</sub> or a C<sub>3</sub> unsaturated, substituted or unsubstituted, alkyl radical, each R is independently Cl, F, Br, I or H and z is 1 to 3.
30. The method of claim 29 wherein said fluoroalkene includes an unsaturated terminal carbon having not more than one F substituent.
31. A cleaning composition comprising at least one fluoroalkene of Formula I:  

$$\text{XCF}_z\text{R}_{3-z} \text{ (I)}$$
 where X is a C<sub>2</sub> or a C<sub>3</sub> unsaturated, substituted or unsubstituted, alkyl radical, R is independently Cl, F, Br, I or H, and z is 1 to 3, said heat transfer composition having a Global Warming Potential (GWP) of not greater than

about 150.

32. The cleaning composition of claim 31 wherein said GWP is not greater than about 100.
33. The cleaning composition of claim 31 having an Ozone Depleting Potential (ODP) of not greater than about 0.05.
34. The cleaning composition of claim 31 wherein said fluoroalkene includes an unsaturated terminal carbon having not more than one F substituent.
35. The cleaning composition of claim 31 wherein said fluoroalkene includes an unsaturated terminal carbon and at least one substituent on the unsaturated terminal carbon is H.
36. A method of cleaning a contaminant from an article comprising contacting said article with a composition comprising at least one fluoroalkene in accordance with Formula I:



where X is a C<sub>2</sub> or a C<sub>3</sub> unsaturated, substituted or unsubstituted, alkyl radical, R is independently Cl, F, Br, I or H, and z is 1 to 3.

37. The method of claim 36 wherein said fluoroalkene includes an unsaturated terminal carbon having not more than one F substituent.
38. A flame suppression composition comprising at least one fluoroalkene of Formula I:



where X is a C<sub>2</sub> or a C<sub>3</sub> unsaturated, substituted or unsubstituted, alkyl radical, R is independently Cl, F, Br, I or H, and z is 1 to 3, said flame suppression composition having a Global Warming Potential (GWP) of not greater than about 150.

39. The flame suppression composition of claim 38 wherein said GWP is not greater than about 100.
40. The flame suppression composition of claim 38 having an Ozone Depleting Potential (ODP) of not greater than about 0.05.
41. The flame suppression composition of claim 38 wherein said fluoroalkene includes an unsaturated terminal carbon having not more than one F substituent.

42. The flame suppression composition of claim 38 wherein said fluoroalkene includes an unsaturated terminal carbon and at least one substituent on the unsaturated terminal carbon is H.
43. A method of suppressing a flame comprising applying to at least a portion of the flame or to the fuel source for the flame at least one fluoroalkene in accordance with Formula I:



where X is a C<sub>2</sub> or a C<sub>3</sub> unsaturated, substituted or unsubstituted, alkyl radical, R is independently Cl, F, Br, I or H, and z is 1 to 3.

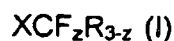
44. The method of claim 43 wherein said fluoroalkene includes an unsaturated terminal carbon having not more than one F substituent.
45. A compatibilizing composition for improving the compatibility of a heat transfer fluid and a lubricant, said compatibilizing composition comprising at least one fluoroalkene of Formula I:



where X is a C<sub>2</sub> or a C<sub>3</sub> unsaturated, substituted or unsubstituted, alkyl radical, R is independently Cl, F, Br, I or H, and z is 1 to 3, said compatibilizing composition having a Global Warming Potential (GWP) of not greater than about 150.

46. The compatibilizing composition of claim 45 wherein said GWP is not greater than about 100.
47. The compatibilizing composition of claim 45 having an Ozone Depleting Potential (ODP) of not greater than about 0.05.
48. The compatibilizing composition of claim 45 wherein said fluoroalkene includes an unsaturated terminal carbon having not more than one F substituent.
49. The compatibilizing composition of claim 45 wherein said fluoroalkene includes an unsaturated terminal carbon and at least one substituent on the unsaturated terminal carbon is H.
50. A method of sterilizing an article comprising contacting said article with a composition comprising at least one fluoroalkene in accordance with Formula

I:



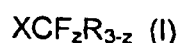
where X is a C<sub>2</sub> or a C<sub>3</sub> unsaturated, substituted or unsubstituted, alkyl radical, R is independently Cl, F, Br, I or H, and z is 1 to 3.

51. The method of claim 50 wherein said fluoroalkene includes an unsaturated terminal carbon having not more than one F substituent.
52. A method of reducing the flammability of a flammable composition comprising adding to the composition in an amount effective to substantially reduce the flammability of the composition at least one fluoroalkene in accordance with Formula I:



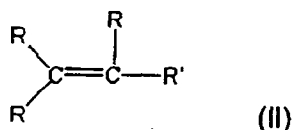
where X is a C<sub>2</sub> or a C<sub>3</sub> unsaturated, substituted or unsubstituted, alkyl radical, R is independently Cl, F, Br, I or H, and z is 1 to 3.

53. The method of claim 52 wherein said fluoroalkene includes an unsaturated terminal carbon having not more than one F substituent.
54. A composition comprising:
  - (a) at least one fluoroalkene of Formula I:



where X is a C<sub>2</sub> or a C<sub>3</sub> unsaturated, substituted or unsubstituted, alkyl radical, each R is independently Cl, F, Br, I or H and z is 1 to 3; and

- (b) at least one adjuvant selected from the group consisting of lubricants, compatibilizers, surfactants, solubilizing agents, dispersing agents, cell stabilizers, cosmetics, polishing agents, medicaments, cleaners, fire retarding agents, colorants, chemical sterilants, stabilizers, polyols, polyol premix components and combinations of two or more of these.
55. The composition of claim 54 having a Global Warming Potential (GWP) of not greater than about 150.
56. The composition of claim 55 wherein said at least one fluoroalkene is a compound of Formula II:



where each R is independently Cl, F, Br, I or H

R' is (CR<sub>2</sub>)<sub>n</sub>Y,

Y is CRF<sub>2</sub>

and n is 0 or 1.

57. The composition of claim 56 wherein Y is CF<sub>3</sub>.
58. The composition of claim 56 wherein at least one R on the unsaturated terminal carbon is not F.
59. The composition of claim 56 wherein at least one R on the unsaturated terminal carbon is H.
60. A heat transfer composition comprising the composition of claim 54 wherein said adjuvant includes at least one lubricant.
61. A heat transfer composition comprising the composition of claim 54 wherein said adjuvant includes at least one compatibilizer.
62. The heat transfer composition of claim 61 wherein said compound of Formula I is present in an amount of at least about 50% by weight and said lubricant is present in an amount of at least about 30% by weight.
63. A blowing agent comprising the composition of claim 54 wherein said adjuvant includes at least one cell stabilizer.
64. A blowing agent comprising the composition of claim 54 wherein said compound of Formula I is present in an amount of from about 30% to about 50% by weight.
65. A sterilant composition comprising the composition of claim 54 wherein said adjuvant includes at least one chemical sterilant.
66. A composition according to claim 54 having no substantial acute toxicity.
67. A composition according to claim 54 having a low acute toxicity wherein said compound of Formula I consists essentially of one or more compounds wherein said fluoroalkene includes an unsaturated terminal carbon having not more than one F substituent.

68. A composition according to claim 54 having a low acute toxicity wherein said compound of Formula I consists essentially of one or more compounds wherein said fluoroalkene wherein said fluoroalkene includes an unsaturated terminal carbon and at least one substituent on the unsaturated terminal carbon is H.