



US00D341702S

United States Patent [19]

[11] Patent Number: **Des. 341,702**

Saito et al.

[45] Date of Patent: **** Nov. 30, 1993**

[54] **SPIKE FOR A SHOE**

4,318,231 3/1982 Simoneau 36/134 X

[75] Inventors: **Kiyohiro Saito; Yoshiyuki Murakami,**
both of Akashi; **Yasufumi Handa,**
Kobe, all of Japan

FOREIGN PATENT DOCUMENTS

688852 8/1987 Japan .
762928 2/1989 Japan .
1437380 5/1976 United Kingdom 36/67 A

[73] Assignee: **Asics Corporation, Hyogo, Japan**

Primary Examiner—Louis S. Zarfaz
Attorney, Agent, or Firm—Nixon & Vanderhye

[**] Term: **14 Years**

[57] CLAIM

[21] Appl. No.: **792,765**

The ornamental design for a spike for a shoe, as shown and described.

[22] Filed: **Nov. 13, 1991**

[30] Foreign Application Priority Data

DESCRIPTION

May 22, 1991 [JP] Japan 3-15014
[52] U.S. Cl. **D2/962**
[58] Field of Search D2/311, 314, 317;
D30/147-150; 36/59 A, 67 D, 67 R-67 B, 134

FIG. 1 is an illustrative view in a position of use. The broken line showing of the shoe in FIG. 1 is for illustrative purposes only and forms no part of the claimed design;

[56] References Cited

U.S. PATENT DOCUMENTS

D. 257,908 1/1981 Inohara D2/317
D. 288,262 2/1987 Yokoishi D2/317
1,243,209 10/1917 Park 36/134 X
2,844,833 7/1958 Odermatt 36/59 A

FIG. 2 is a front elevational view thereof;

FIG. 3 is a rear elevational view thereof;

FIG. 4 is a top plan view thereof;

FIG. 5 is a bottom plan view thereof;

FIG. 6 is a left side elevational view thereof;

FIG. 7 is a right side elevational view thereof; and,

FIG. 8 is a perspective view thereof.

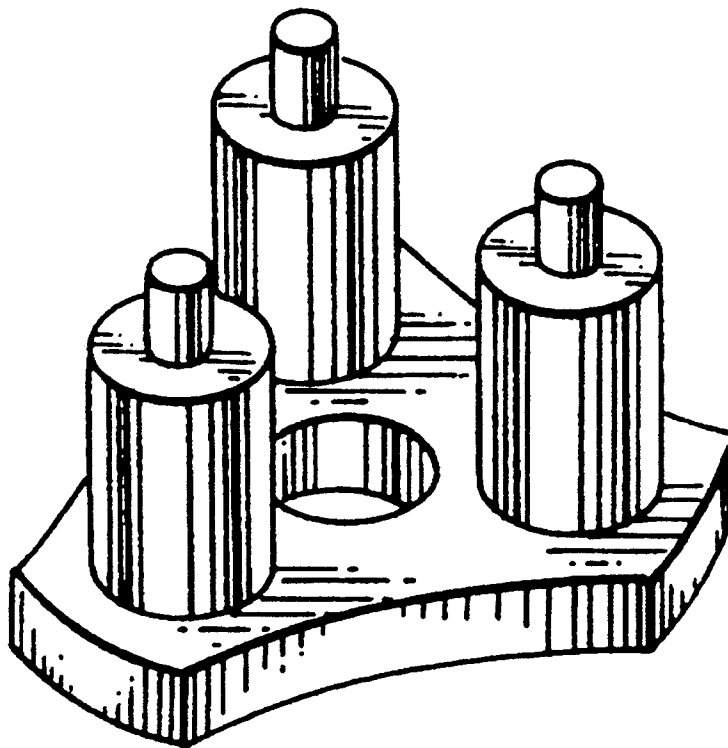


Fig. 1

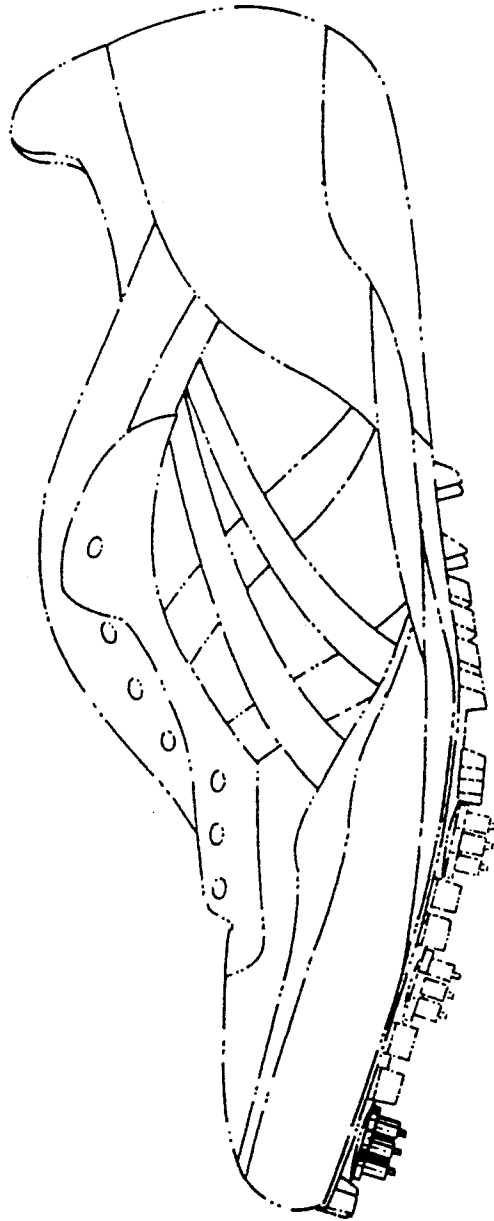


Fig. 2

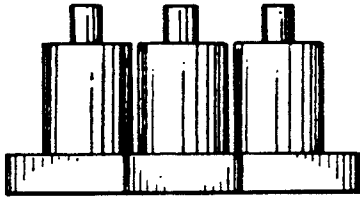


Fig. 3

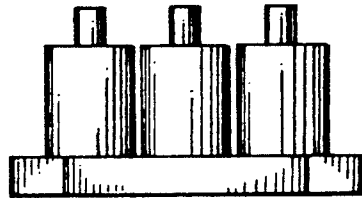


Fig. 4

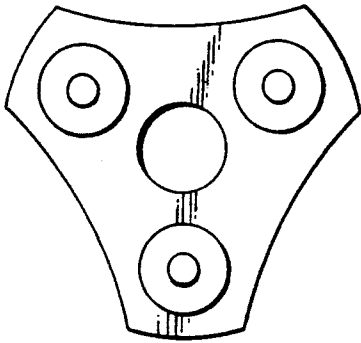


Fig. 5

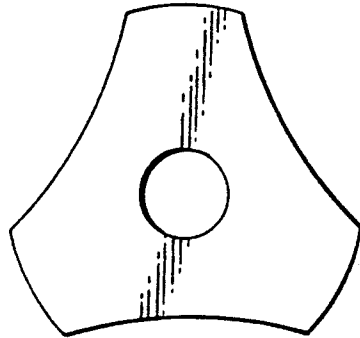


Fig. 6

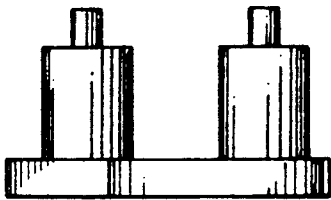


Fig. 7

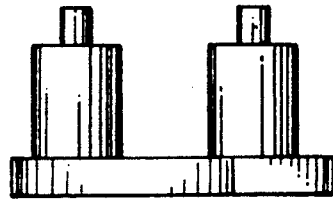


Fig. 8

