

(19) World Intellectual Property
Organization
International Bureau



(43) International Publication Date
12 May 2005 (12.05.2005)

PCT

(10) International Publication Number
WO 2005/043707 A2

(51) International Patent Classification⁷: **H02J**

[US/US]; 13516 Albania Way, Austin, TX 78729 (US).
RYLANDER, Mark [US/US]; 1904 Real Catorce, Austin,
TX 78746 (US).

(21) International Application Number:
PCT/US2004/034631

(22) International Filing Date: 20 October 2004 (20.10.2004)

(74) Agents: **GRETHER, Heinz, D.** et al.; Fortkort Grether +
Kelton LLP, 8911 N. Capital of Texas Hwy., Suite 3200,
Austin, TX 78759 (US).

(25) Filing Language: English

(26) Publication Language: English

(30) Priority Data:
10/691,035 22 October 2003 (22.10.2003) US

(81) Designated States (*unless otherwise indicated, for every
kind of national protection available*): AE, AG, AL, AM,
AT, AU, AZ, BA, BB, BG, BR, BW, BY, BZ, CA, CH, CN,
CO, CR, CU, CZ, DE, DK, DM, DZ, EC, EE, EG, ES, FI,
GB, GD, GE, GH, GM, HR, HU, ID, IL, IN, IS, JP, KE,
KG, KP, KR, KZ, LC, LK, LR, LS, LT, LU, LV, MA, MD,
MG, MK, MN, MW, MX, MZ, NA, NI, NO, NZ, OM, PG,
PH, PL, PT, RO, RU, SC, SD, SE, SG, SK, SL, SY, TJ, TM,
TN, TR, TT, TZ, UA, UG, US, UZ, VC, VN, YU, ZA, ZM,
ZW.

(71) Applicant (*for all designated States except US*): **MOTION
COMPUTING, INC.** [US/US]; 8601 RR 2222, Building
2, Suite 100, Austin, TX 78730 (US).

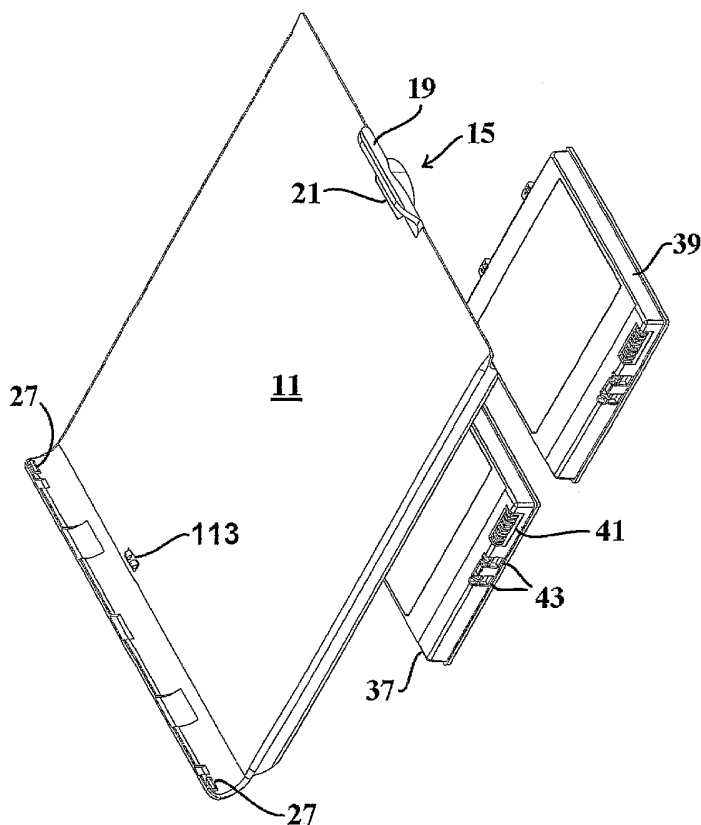
(72) Inventors; and

(84) Designated States (*unless otherwise indicated, for every
kind of regional protection available*): ARIPO (BW, GH,

(75) Inventors/Applicants (*for US only*): **ULLA, Imran**

[Continued on next page]

(54) Title: EXTERNAL BATTERY PACK



(57) Abstract: A device is provided which comprises (a) a portable computer (13) having first and second major opposing surfaces and having a display (31) disposed on the first major surface, and (b) a protective cover (11) adapted to releasably engage the computer in a first orientation in which it covers the display. The cover has a removable battery pack (37) disposed therein.



GM, KE, LS, MW, MZ, NA, SD, SL, SZ, TZ, UG, ZM, ZW), Eurasian (AM, AZ, BY, KG, KZ, MD, RU, TJ, TM), European (AT, BE, BG, CH, CY, CZ, DE, DK, EE, ES, FI, FR, GB, GR, HU, IE, IT, LU, MC, NL, PL, PT, RO, SE, SI, SK, TR), OAPI (BF, BJ, CF, CG, CI, CM, GA, GN, GQ, GW, ML, MR, NE, SN, TD, TG).

Declarations under Rule 4.17:

- as to applicant's entitlement to apply for and be granted a patent (Rule 4.17(ii)) for the following designations AE, AG, AL, AM, AT, AU, AZ, BA, BB, BG, BR, BW, BY, BZ, CA, CH, CN, CO, CR, CU, CZ, DE, DK, DM, DZ, EC, EE, EG, ES, FI, GB, GD, GE, GH, GM, HR, HU, ID, IL, IN, IS, JP, KE, KG, KP, KR, KZ, LC, LK, LR, LS, LT, LU, LV, MA, MD, MG, MK, MN, MW, MX, MZ, NA, NI, NO, NZ, OM, PG, PH, PL, PT, RO, RU, SC, SD, SE, SG, SK, SL, SY, TJ, TM, TN, TR, TT, TZ, UA, UG, UZ, VC, VN, YU, ZA, ZM, ZW, ARIPO patent (BW, GH, GM, KE, LS, MW, MZ, NA, SD, SL, SZ, TZ, UG, ZM, ZW), Eurasian patent (AM, AZ, BY, KG, KZ, MD, RU, TJ, TM), European patent (AT, BE, BG, CH, CY, CZ, DE, DK, EE, ES, FI, FR, GB, GR, HU, IE, IT, LU, MC, NL, PL, PT, RO, SE, SI, SK, TR), OAPI patent (BF, BJ, CF, CG, CI, CM, GA, GN, GQ, GW, ML, MR, NE, SN, TD, TG)

- as to the applicant's entitlement to claim the priority of the earlier application (Rule 4.17(iii)) for the following designations AE, AG, AL, AM, AT, AU, AZ, BA, BB, BG, BR, BW, BY, BZ, CA, CH, CN, CO, CR, CU, CZ, DE, DK, DM, DZ, EC, EE, EG, ES, FI, GB, GD, GE, GH, GM, HR, HU, ID, IL, IN, IS, JP, KE, KG, KP, KR, KZ, LC, LK, LR, LS, LT, LU, LV, MA, MD, MG, MK, MN, MW, MX, MZ, NA, NI, NO, NZ, OM, PG, PH, PL, PT, RO, RU, SC, SD, SE, SG, SK, SL, SY, TJ, TM, TN, TR, TT, TZ, UA, UG, UZ, VC, VN, YU, ZA, ZM, ZW, ARIPO patent (BW, GH, GM, KE, LS, MW, MZ, NA, SD, SL, SZ, TZ, UG, ZM, ZW), Eurasian patent (AM, AZ, BY, KG, KZ, MD, RU, TJ, TM), European patent (AT, BE, BG, CH, CY, CZ, DE, DK, EE, ES, FI, FR, GB, GR, HU, IE, IT, LU, MC, NL, PL, PT, RO, SE, SI, SK, TR), OAPI patent (BF, BJ, CF, CG, CI, CM, GA, GN, GQ, GW, ML, MR, NE, SN, TD, TG)
- of inventorship (Rule 4.17(iv)) for US only

Published:

- without international search report and to be republished upon receipt of that report

For two-letter codes and other abbreviations, refer to the "Guidance Notes on Codes and Abbreviations" appearing at the beginning of each regular issue of the PCT Gazette.

EXTERNAL BATTERY PACK

TECHNICAL FIELD OF THE INVENTION

[0001] The present invention pertains generally to modular tablet computer systems, and more particularly to covers and battery packs for such systems.

BACKGROUND OF THE INVENTION

[0002] Personal computers have recently become very popular for a variety of uses ranging from home, office, engineering, sales, marketing, and military applications. Virtually every aspect of business, engineering and science utilizes some form of computer system on a daily basis. Since their introduction, personal computers have become increasingly compact while simultaneously becoming increasingly powerful. This progression of smaller and more powerful personal computers has reached the point that some personal computer manufacturers are providing a tablet personal computer, or "tablet PC."

[0003] The tablet PC is a fully functional personal computer, which may include a Microsoft Windows® operating system or other such operating systems as are known to the art. The tablet PC not only is capable of running familiar productivity applications such as Microsoft's WORD®, EXCEL® and POWERPOINT®, but also offers the same rich connectivity to the Internet that a desktop or notebook PC provides. In addition, the tablet PC adds the simplicity of pen and paper, because the user can write on the screen for data input.

[0004] As tablet PCs have become increasingly popular, users have come to expect these systems to have all of the features of bulkier desktop models. Consequently, the power demands made on the battery packs for these systems have increased significantly. On the other hand, portability is a key feature for tablet PCs. Hence, the battery packs made for these systems must provide several hours of use between charging. In bulkier laptop PCs, extended battery life can be achieved by providing additional battery packs. However, this is a difficult solution to implement in tablet PCs, since there is little additional space in the chassis of such systems to accommodate additional battery packs. The situation is complicated by the fact that the battery packs must be readily accessible so that they can be removed for recharging, if necessary, or so that depleted packs can be readily replaced with recharged units.

[0005] There is thus a need in the art for a battery pack suitable for use in tablet PCs that does not add significantly to the bulk of the tablet PC, that provides additional battery life, and that is easy to replace or recharge. These and other needs are met by the devices and methodologies disclosed herein and hereinafter described.

SUMMARY OF THE INVENTION

[0006] In one aspect, a device is provided which comprises a portable computer, such as a tablet PC, which has first and second major opposing surfaces and which has a display disposed on the first major surface. The device further comprises a protective cover with a (preferably removable) battery pack

disposed therein. The cover, which is also preferably removable, is adapted to releasably engage the computer in a first orientation in which it covers the display, and is preferably further adapted to releasably engage the computer in a second orientation in which it does not cover the display. Even more preferably, the cover is further adapted to releasably engage the computer in a second orientation in which it covers the second major surface. Preferably, the battery pack is in electrical communication with the internal circuitry of the tablet PC when the cover is in the second orientation. It is also preferred that the battery pack is removable from the exterior surface of the cover when the cover is in the second orientation.

[0007] The cover may have a plurality of battery packs disposed therein, each of which may comprise a plurality of batteries. Preferably, the cover has a depression therein or other means which releasably engages the battery pack. The battery pack may have an indicator thereon which indicates the degree to which the battery is charged. Preferably, the cover has first and second opposing ends, the first end has a plurality of protrusions adapted to engage a lip disposed on a first side of said computer, and the second end has a protrusion thereon adapted to engage a depression in a second side of said computer.

[0008] The cover may be adapted to power a peripheral device, such as a disk drive or a cell phone. In some embodiments, the computer has internal batteries, and the cover is adapted to be connected to an external power source and to thereby recharge the battery pack disposed in the cover. In such embodiments, the cover may be further adapted to recharge the internal batteries of the computer. In another aspect, a tablet PC is provided which comprises a chassis having first and second major opposing surfaces and having a display disposed on said first major surface. A protective cover is provided which is preferably removable and which is adapted to releasably engage the PC in a first orientation in which it covers said display, and which is further adapted to releasably engage the PC in a second orientation in which it covers the second major surface. A (preferably removable) battery pack is disposed in said cover. Preferably, the battery pack is in electrical communication with the internal circuitry of the tablet PC when the cover is in the second orientation. It is also preferred that the battery pack is removable from the exterior surface of the cover when the cover is in the second orientation. The cover of the tablet PC may be adapted to provide an AC current to or to otherwise power a peripheral device, such as a disk drive or a cell phone. In some embodiments, the PC has internal batteries, and the cover is adapted to be connected to an external power source and to thereby recharge the battery pack disposed in the cover. In such embodiments, the cover may be further adapted to recharge the internal batteries of the computer.

[0009] One skilled in the art will appreciate that the various aspects of the present disclosure may be used in various combinations and sub-combinations, and each of those combinations and sub-combinations is to be treated as if specifically set forth herein.

BRIEF DESCRIPTION OF THE DRAWINGS

[0010] For a more complete understanding of the present invention and the advantages thereof, reference is now made to the following description taken in conjunction with the accompanying drawings in which like reference numerals indicate like features and wherein:

[0011] FIG. 1 is a perspective view of the interior of a tablet PC cover/battery pack combination with the battery pack removed from the cover;

[0012] FIG. 2 is a perspective view of the exterior of a tablet PC cover/battery pack combination with the battery pack removed from the cover;

[0013] FIG. 3 is a perspective view of the exterior of a tablet PC cover/battery pack combination (disposed in a closed position on the PC);

[0014] FIG. 4 is a perspective view of the exterior of a tablet PC cover/battery pack combination;

[0015] FIG. 5 is a rear view of a tablet PC cover/battery pack combination disposed on a tablet PC;

[0016] FIG. 6 is a perspective view of a tablet PC cover/battery pack combination illustrating how the combination couples to the tablet PC;

[0017] FIG. 7 is a perspective view of a tablet PC and a tablet PC cover/battery pack combination with the battery pack removed from the cover;

[0018] FIG. 8 is a perspective view of a tablet PC cover/battery pack combination illustrating how the combination couples to the tablet PC;

[0019] FIG. 9 is a perspective view of a tablet PC cover/battery pack combination illustrating how the combination couples to the tablet PC; and

[0020] FIG. 10 is a perspective view of the exterior of a tablet PC cover/battery pack combination in which the battery pack is integral with the PC cover.

DETAILED DESCRIPTION OF THE INVENTION

[0021] It has now been found that the aforementioned needs can be met by providing a tablet PC with a protective cover that houses one or more battery packs. These battery packs may be in addition to, or in lieu of, any battery packs that may be housed in the chassis of the PC. Since the protective cover must have a relatively large surface area in order to protect the display, and since battery packs can be made relatively thin, the battery packs can be disposed in bays created in the exterior surface of the protective cover without adding significantly to the bulk of the cover or the tablet PC as a whole.

[0022] Moreover, since the battery packs are disposed on an external surface of the cover, they are readily accessible, and can be easily removed or replaced. Also, since the battery packs are disposed on an external surface, they can be provided with LED lights or other such means that indicate the status of the battery. In addition, the PC can be constructed such that the battery packs are disposed on a bottom surface of the PC so that the battery packs are visible only when the tablet PC is being transported, thereby maximizing the aesthetic features of the device.

[0023] The preferred embodiments of the devices and methodologies described herein will now be illustrated with reference to FIGs. 1-9, with like numerals being used to refer to like and corresponding

parts of the various drawings. As seen therein, a cover **11** for a tablet PC **13** (see FIGs. 3 and 5-9) is provided. The cover has a latch **15** (see FIGs. 1 and 5-7) on a first end which comprises a wall **19** with a protrusion **21** thereon, and which engages a receptacle **23** (see FIG. 6) in the chassis of the PC. The opposing or second end of the cover has a plurality of protrusions **27** (see FIGs. 1 and 5-9) thereon that likewise engage a lip **29** (see FIG. 9) disposed on the chassis of the PC. The latch **15** and protrusions **27** serve to secure the cover to the PC when the PC is not in use in such a way that the display **31** (see FIGs. 6-8) of the PC is covered and protected.

[0024] As best seen in FIGs. 2-4, the protective cover **11** is provided with first **33** and second **35** bays (see FIG. 2) that house first **37** and second **39** battery packs (see FIGs. 3 and 4), respectively. It will be understood, of course, that various embodiments are possible, including those in which the cover houses only a single battery pack, and those in which the cover houses more than two battery packs. Moreover, the battery packs may consist of a single battery or multiple batteries, and may also contain various other elements, such as protective coverings or circuitry, as are commonly employed in battery packs.

[0025] The bays are preferably constructed such that they releasably engage the battery packs such that the battery packs are held securely in the bays during use, but can be readily removed from the bays using only a normal amount of manual pressure when it is necessary to replace or recharge them. This may be accomplished, for example, through the use of protrusions or resilient members on the battery packs which releasably engage the surfaces of the bays.

[0026] Each of the battery packs is equipped with electrical connectors **41**, **43** (see FIGs. 2 and 7) that are adapted to releasably connect the anode(s) and cathode(s) of the battery pack to the internal circuitry of the PC. Each battery pack is also provided with an indicator **45** (see FIGs. 2-4) on its external surface which indicates the status of the battery. In the particular embodiment depicted, the indicator includes a five-LED battery gauge **47**. Each LED in the gauge represents about 20% of available power, and the gauge can be activated by pushing the activation button **49** next to the LEDs. It will be appreciated, however, that various other types of indicators may be employed to give a reading on battery status.

[0027] In addition to any indicators present on the battery packs, the tablet PC may also be equipped with means for indicating the status of the battery packs, either singly or collectively, in a manner that will alert the user to the status while the PC is in use. Such means may include audio or visual indications.

[0028] For example, in the particular embodiment depicted in FIG. 7, the surface of the PC adjacent to the display is provided with a battery indicator light **51** (see FIGs. 6 and 7) that indicate when the battery is fully charged, when the battery is charging, when the battery is overheated or defective, when the battery is discharging abnormally, and/or when the battery is approaching depletion (e.g., less than 10% charged). The battery indicator lights may also flash, emit a steady glow, emit certain colors, or use combinations of the foregoing to indicate battery or charging status. In the particular embodiment

depicted, a power LED **53** is provided which indicates when the PC is connected to a power source, a hard disk drive (HDD) indicator **55** is provided which indicates the status of the hard disk drive, and a wireless network indicator **57** is provided which indicates the status of the connection of the PC to a wireless network.

[0029] Computers incorporating the protective covers and battery packs described herein may have various features as are known to the art, and the covers may be designed to allow convenient use of, or access to, these features, while at the same time protecting the PC from harm. In the particular embodiment illustrated in FIG. 7, these features include a liquid crystal display **31**, which may include protective layers made out of acrylic or other such materials that provide a hard writing surface, minimize glare, and improve viewability; an escape key **63**; a function key **65**; a 5-way directional control button **67**; first **69** and second **71** hot keys; a security key **72**; an external microphone **73**; and a pen holder **75**.

[0030] As shown in FIGs. 5-7, the PC may further include an RJ-11 port **81** that supports a standard phone cord connector; an RJ-45 Ethernet LAN port **83** (shown in this embodiment with dual status LEDs **85**) that facilitates connection of the PC to a network, cable modem, or xDSL; first **87** and second **89** USB connectors; an IEEE 1394 connector **91**; an audio-in (microphone) jack **93**; an audio-out (headphone) jack **95**; a VGA monitor connector **97**; and a flex-dock connector **99**. With reference to FIG. 3, the PC is also provided with speakers **101** and non-skid pads **103**. With reference to FIG. 5, the PC is further provided with a PCA card slot **105**; an antenna **107**; a power switch **109**; and an AC power jack **111**.

[0031] The protective cover can be made from various materials. For example, it may be constructed out of various metals or metals alloys. Magnesium alloys are especially preferable since they are lightweight, durable, and easy to maintain. The cover may also be fabricated or molded out of a variety of plastics.

[0032] Preferably, the cover is adapted to be releasably attached to the PC in a first orientation in which it protects the display, as when the PC is being transported or is not in use. It is also preferred that the cover is adapted to be attached to the PC in a second orientation in which it is connected to the bottom of the PC when the PC is in use, thus providing convenient storage for the cover. Moreover, the cover is provided with an electronic interface **113** such that, when the cover is in the second orientation, the battery pack is in electrical communication with the internal circuitry of the PC, thus allowing the battery pack to power the PC.

[0033] Various battery types may be utilized in the battery packs described herein. These batteries may be based on various chemistries, and may have one or more cells. Preferably, each battery pack comprises one or more lithium-ion batteries, and more preferably, each battery pack comprises a 6-cell lithium-ion battery. Fully charged, a battery pack of this type is capable of powering a tablet PC for over 4 hours, depending on conditions and use. Hence, in embodiments of the tablet PCs described herein

which incorporate dual battery packs, the battery packs can provide over 8 hours of usage before recharging is necessary.

[0034] In many of the embodiments described herein, the battery packs are removable. However, it will be appreciated that embodiments of the PC cover/battery pack combinations may also be made in accordance with the teachings herein in which the battery packs form an integral part of the PC cover. One such embodiment is illustrated in FIG. 10, which shows with dashed lines one possible placement of the battery packs **37, 39** within the cover **11** (the profile of this embodiment would be similar to that shown in FIG. 9). In the particular embodiment depicted, each of the battery packs is provided with an external indicator **45** showing the charge status of the battery packs. However, it will be appreciated that the external indicators are not necessary, and that other means as described above could be provided for indicating battery charge status.

[0035] It is also to be noted that, while the battery packs may be designed to be removable so that they can be placed in an external battery charger and recharged, they may also be designed to be rechargeable in situ, or they may be designed for recharging in either manner. If the battery pack is designed to be rechargeable in situ, the PC cover, the PC itself, and/or the battery packs may be equipped with one or more suitable power input ports which are adapted to couple with an external battery charger or power source. The PC cover, the PC itself, and/or the battery packs may also be provided with appropriate circuitry to enable or facilitate recharging. Thus, for example, in some embodiments, the battery packs may be recharged simply by attaching a battery charger to the PC and then attaching the cover (in either orientation) to the PC.

[0036] The cover may also be adapted to serve as an auxiliary power source for charging the internal batteries of the PC. Since the cover is typically removed from the PC while the PC is in use, the cover can be attached to a wall outlet or other AC or DC external power source during PC usage. Later, when the PC is no longer being used, the cover can be removed from the external power source and attached to the PC, where it recharges the internal PC batteries. Thus, in embodiments of this type, the internal batteries of the PC can be recharged when the device is in storage or is otherwise idle. The battery packs in the cover may be of a type that recharge very rapidly upon connection to the external power source, and then provide a slower (and typically safer) recharge of the internal PC batteries.

[0037] In addition to serving as a power source for the PC, the cover may also be utilized as either a primary or auxiliary AC or DC power source for various peripheral devices, and may be provided with appropriate circuitry and couplings for this purpose. Thus, for example, the cover may be adapted to serve as a power source for external disk drives, such as RW CD or DVD drives, displays, printers, scanners, hubs, speakers, and the like. It may also be adapted to serve as a primary or auxiliary power source for various other devices, such as cell phones, PDAs (Personal Digital Assistants), audio or video digital recorders, cameras, or radios. The cover may be provided with various ports to enable the cover to be coupled to these devices, or it may be provided with a single port and various adapters for this same purpose.

[0038] In some embodiments, the cover may be adapted to recharge the internal batteries of the PC while at the same time serving as a power source for a peripheral device. For example, the cover may be adapted to recharge the internal batteries of the PC while at the same time providing a low voltage (e.g., 5V) power source for a cell phone.

[0039] Although the present invention is described in detail, it should be understood that various changes, substitutions and alterations can be made hereto without departing from the spirit and scope of the invention.

WHAT IS CLAIMED IS:

1. A device, comprising:
a portable computer having first and second major opposing surfaces and having a display disposed on said first major surface; and
a protective cover adapted to releasably engage said computer in a first orientation in which it covers said display, said cover having a battery pack disposed therein.
2. The device of claim 1, wherein said computer is a tablet PC.
3. The device of claim 1, wherein said cover is further adapted to releasably engage said computer in a second orientation in which it does not cover said display.
4. The device of claim 1, wherein said cover is further adapted to releasably engage said computer in a second orientation in which it covers said second major surface.
5. The device of claim 4, wherein said battery pack is in electrical communication with the internal circuitry of said computer when said cover is in the second orientation.
6. The tablet PC of claim 5, wherein said battery pack is removable from the exterior surface of said cover when said cover is in the second orientation.
7. The device of claim 1, wherein said cover has a plurality of battery packs disposed therein.
8. The device of claim 1, wherein each battery pack comprises a plurality of batteries.
9. The device of claim 1, wherein said cover releasably engages said battery pack.
10. The device of claim 1, wherein said cover has a depression therein which releasably engages said battery pack.
11. The device of claim 1, wherein said battery pack has an indicator thereon which indicates the degree to which the battery is charged.
12. The device of claim 1, wherein said cover has first and second opposing ends, wherein said first end has a plurality of protrusions adapted to engage a lip disposed on a first side of said computer,

and wherein said second end has a protrusion adapted to engage a depression in a second side of said computer.

13. The device of claim 1, wherein said cover is adapted to power a peripheral device.

14. The device of claim 13, wherein said peripheral device is a disk drive.

15. The device of claim 13, wherein said peripheral device is a cell phone.

16. The device of claim 15 in combination with a cell phone.

17. The device of claim 1, wherein said computer has internal batteries, wherein said cover is adapted to be connected to an external power source and to thereby recharge the battery pack disposed in said cover, and wherein said cover is further adapted to recharge the internal batteries of the computer.

18. The device of claim 1, wherein said battery pack is removable.

19. The device of claim 1, wherein said cover is removable.

20. A tablet PC, comprising:

a chassis having first and second major opposing surfaces and having a display disposed on said first major surface;

a protective cover adapted to releasably engage said PC in a first orientation in which it covers said display, and being further adapted to releasably engage said PC in a second orientation in which it covers said second major surface; and

a battery pack disposed in said cover;

wherein said battery pack is in electrical communication with the internal circuitry of said tablet PC when the cover is in the second orientation.

21. The tablet PC of claim 18, wherein said battery pack is removable from the exterior surface of said cover when said cover is in the second orientation.

22. The tablet PC of claim 18, wherein said cover is adapted to power a peripheral device.

23. The tablet PC of claim 18, wherein said peripheral device is a cell phone.

24. The tablet PC of claim 18, wherein said cover is adapted to provide AC power to a peripheral device.

25. The tablet PC of claim 18, wherein said PC has internal batteries, wherein said cover is adapted to be connected to an external power source and to thereby recharge the battery pack disposed in said cover, and wherein said cover is further adapted to recharge the internal batteries of the computer.

26. The tablet PC of claim 18, wherein said battery pack is removable from said cover.

1/10

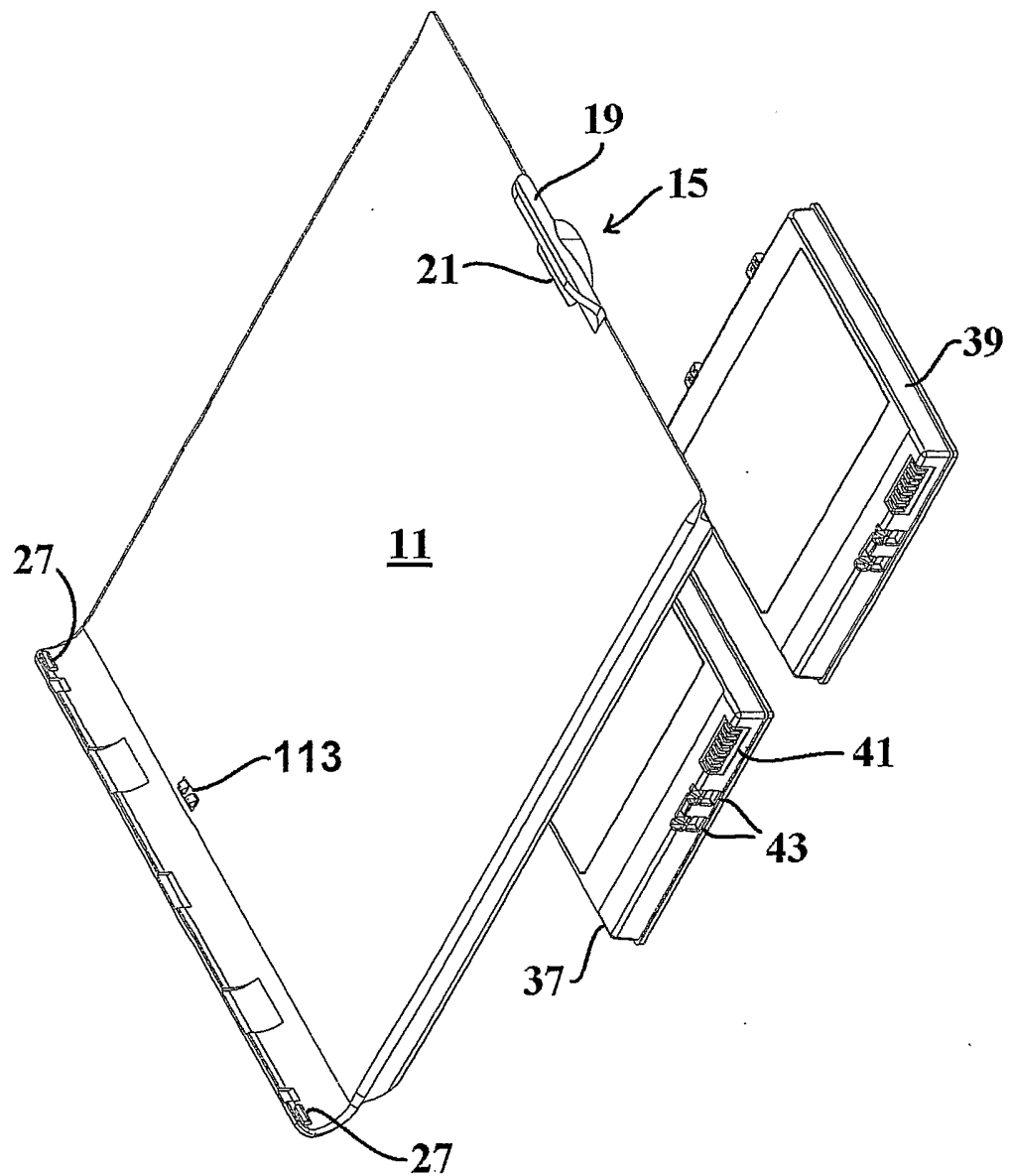


FIG. 1

2/10

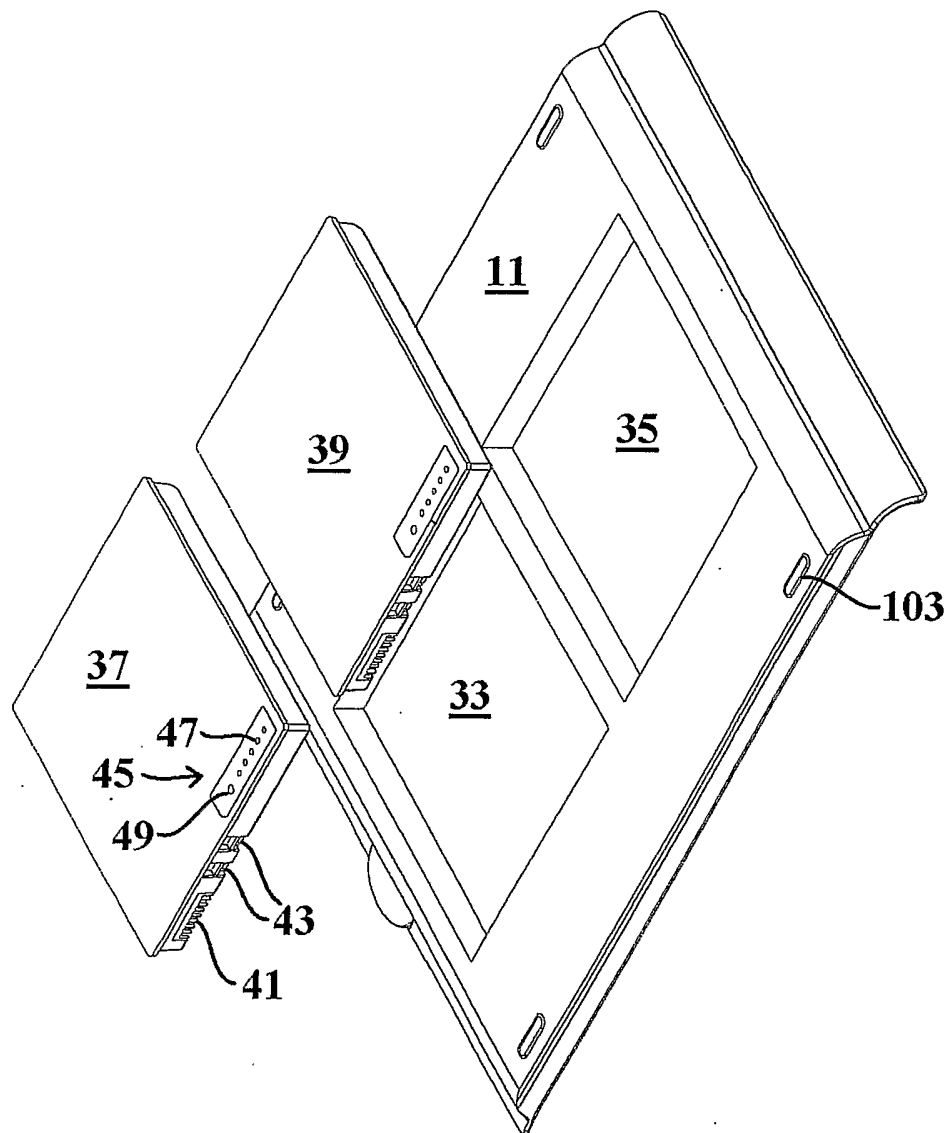


FIG. 2

3/10

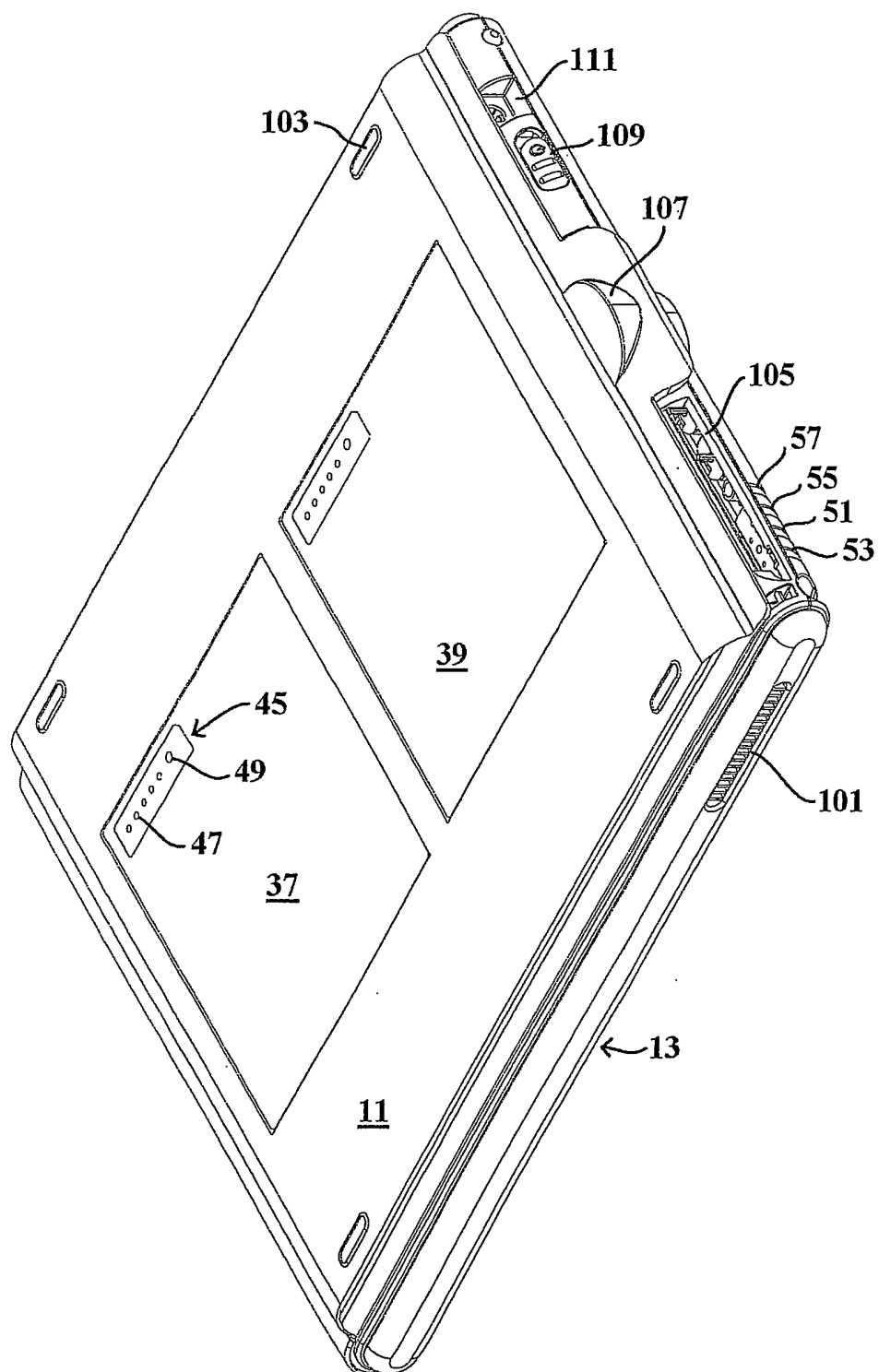


FIG. 3

4/10

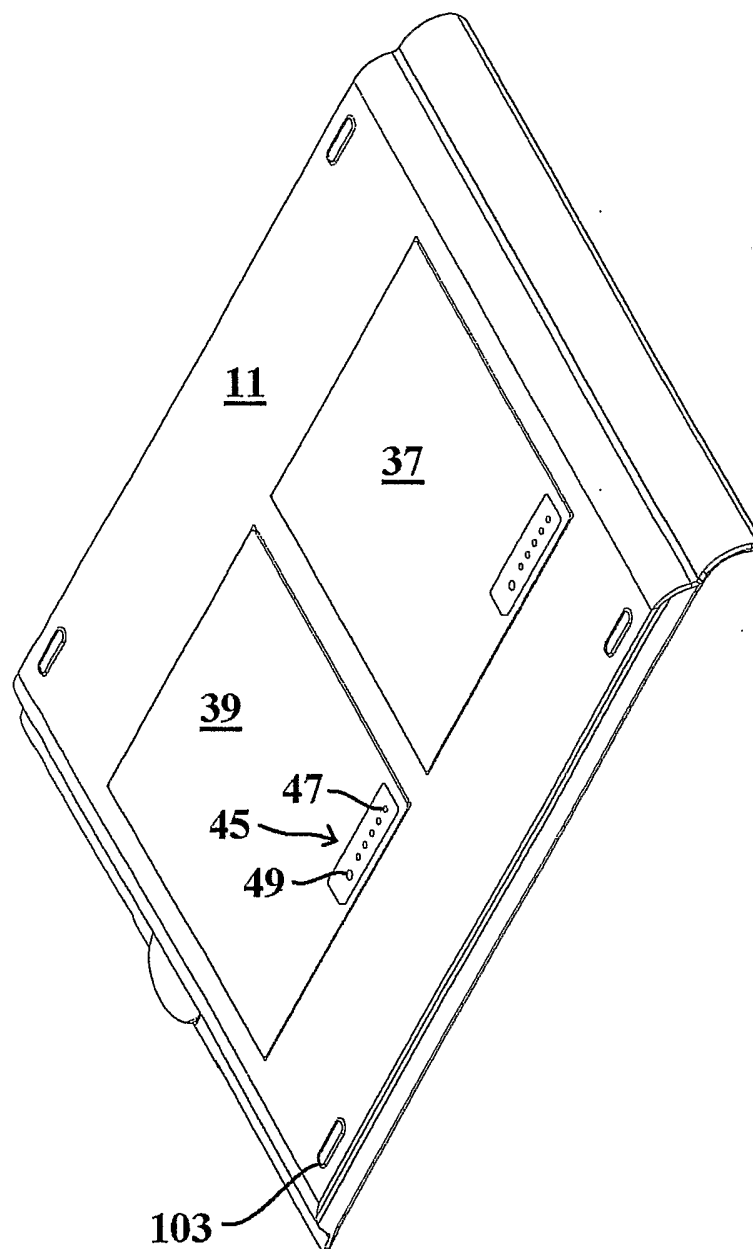


FIG. 4

5/10

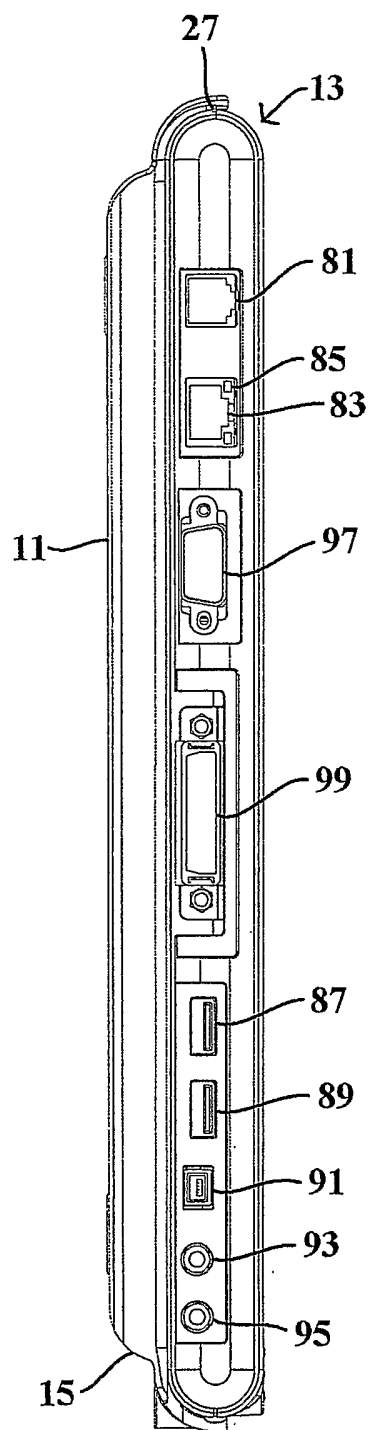


FIG. 5

6/10

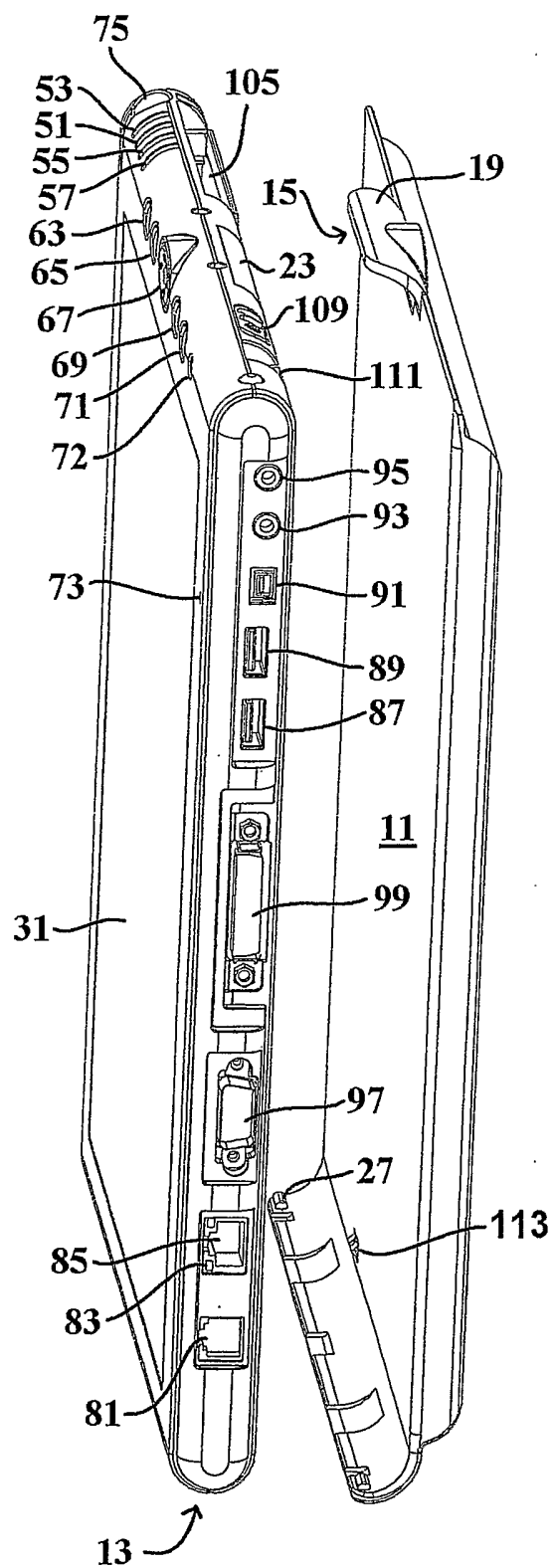
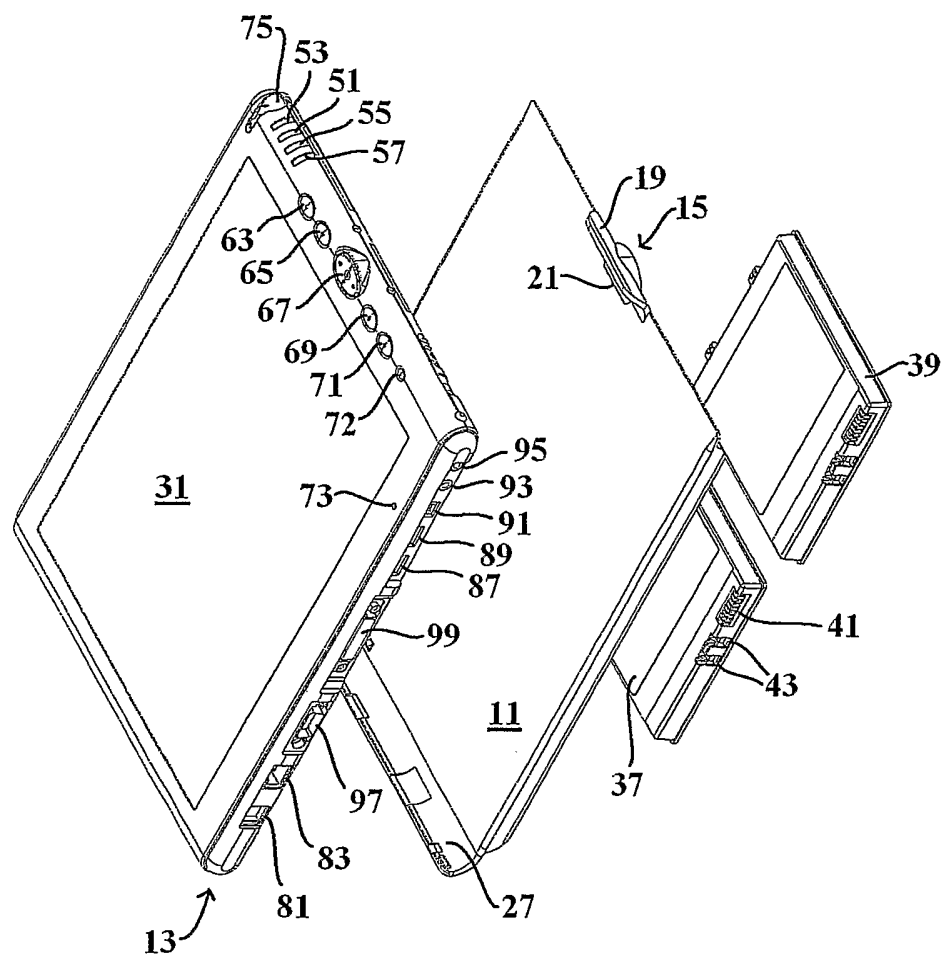


FIG. 6

7/10

**FIG. 7**

8/10

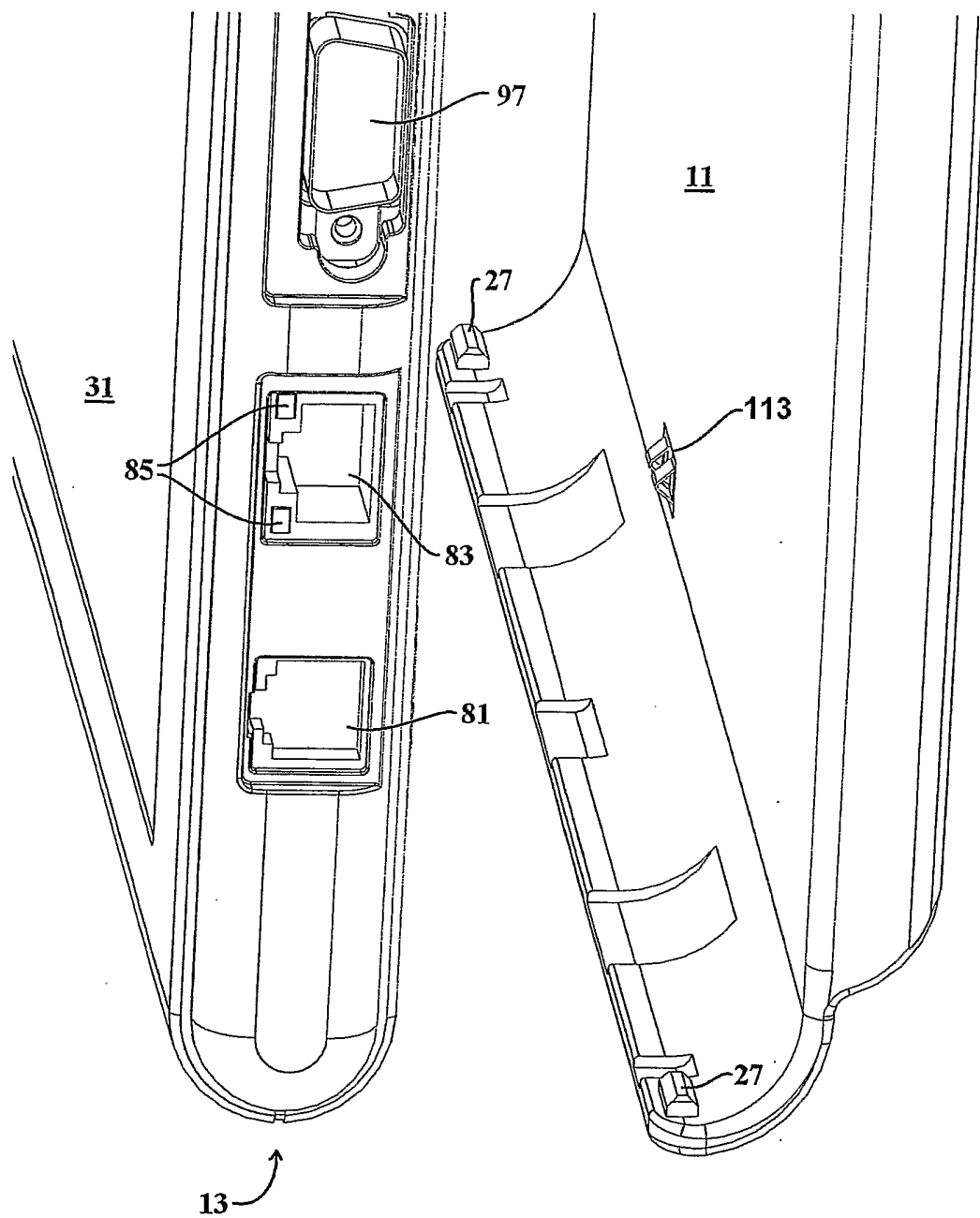
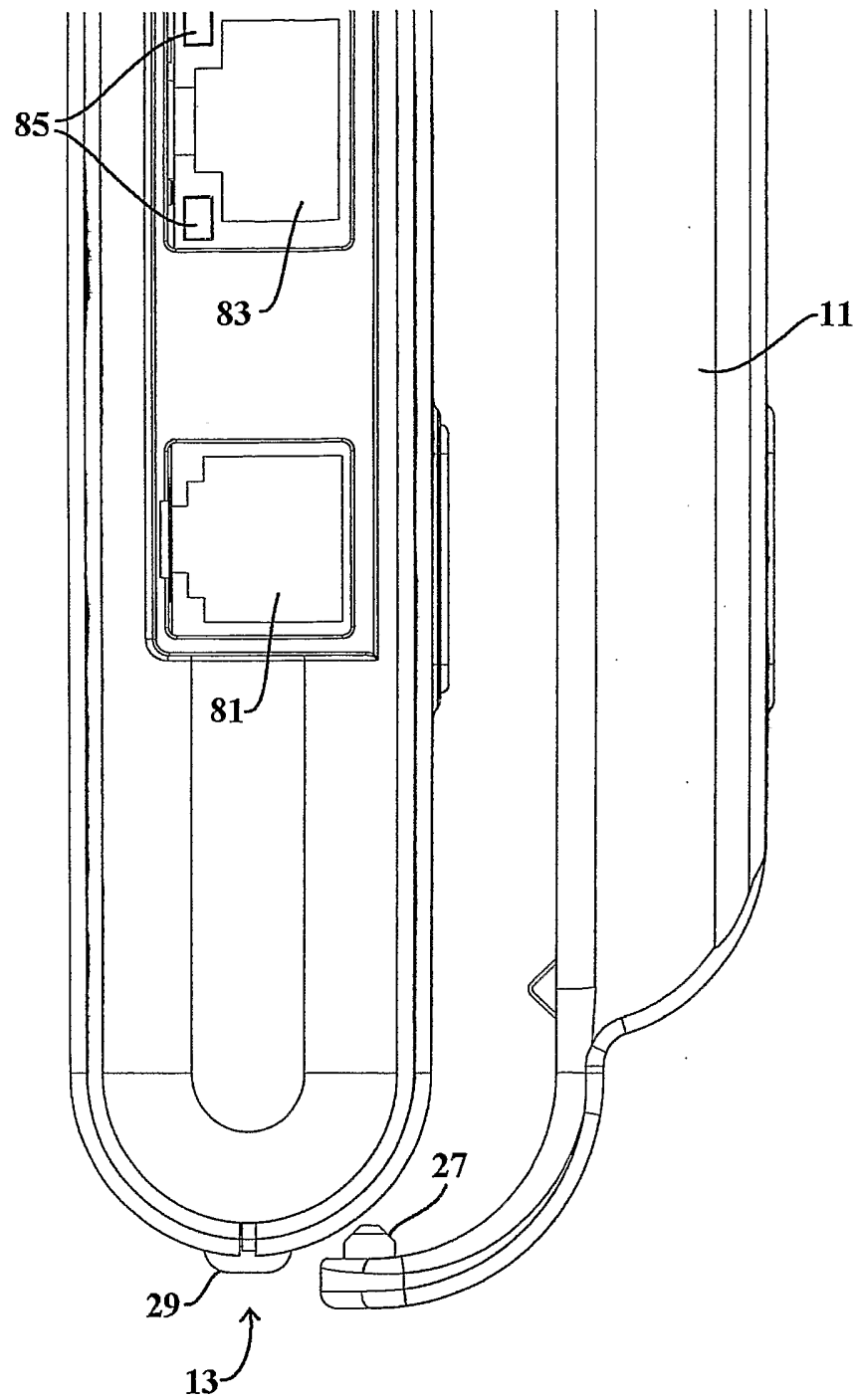


FIG. 8

9/10

**FIG. 9**

10/10

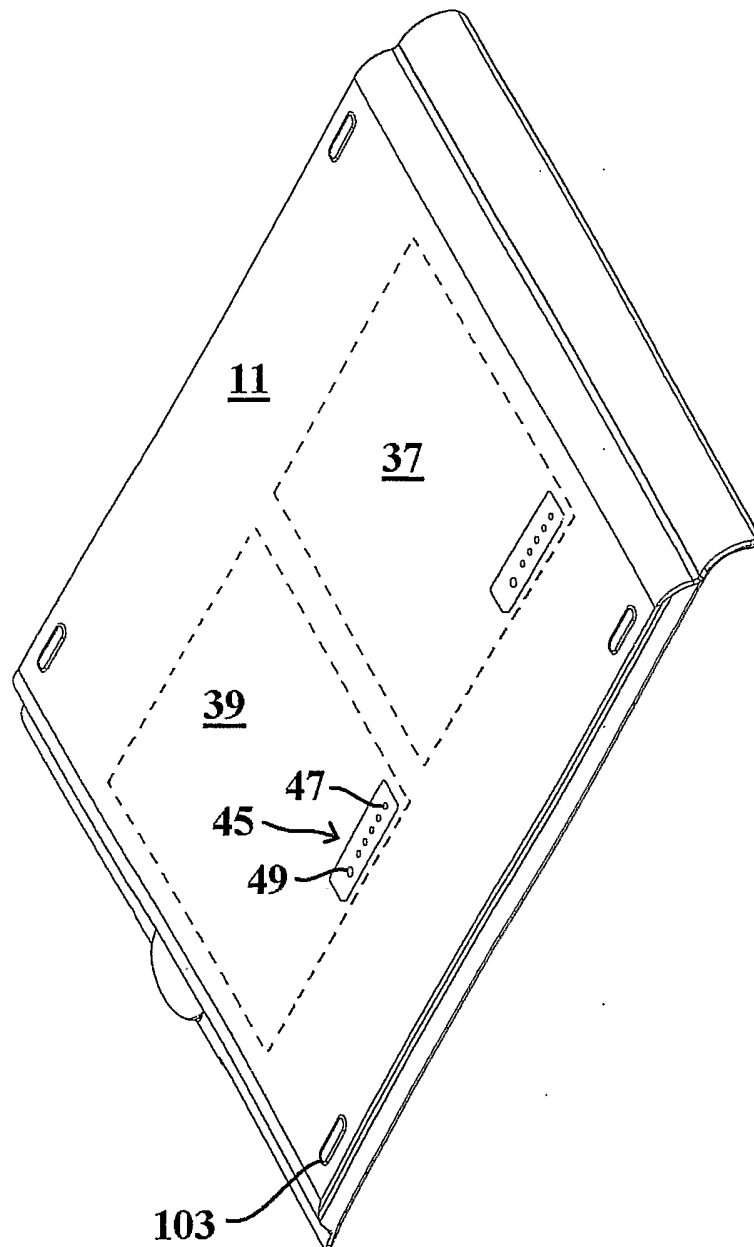


FIG. 10