



US00D880734S

(12) **United States Design Patent**
Pan

(10) **Patent No.:** **US D880,734 S**

(45) **Date of Patent:** **** Apr. 7, 2020**

(54) **LAMP**

(71) Applicant: **Yuan Pan**, Changde (CN)

(72) Inventor: **Yuan Pan**, Changde (CN)

(**) Term: **15 Years**

(21) Appl. No.: **29/712,772**

(22) Filed: **Nov. 12, 2019**

(51) **LOC (12) Cl.** **26-04**

(52) **U.S. Cl.**

USPC **D26/2**

(58) **Field of Classification Search**

USPC D26/1-4

CPC H01R 5/00; H01R 13/46; H01R 13/514;

H01R 31/048; H01R 31/02; H01J 5/00;

H01J 5/16; H01J 1/02; H01J 15/00; H01J

5/48; H01J 5/50; H01J 19/54; F21V 5/00;

F21V 29/004; F21K 9/00; F21K 13/00

See application file for complete search history.

(56) **References Cited**

U.S. PATENT DOCUMENTS

D543,288 S *	5/2007	Bembridge	D26/2
D566,300 S *	4/2008	Lo	D26/2
D574,091 S *	7/2008	Sun	D26/2
D579,130 S *	10/2008	Hernandez	D26/2
D584,838 S *	1/2009	To	D26/2

D600,368 S *	9/2009	Bertram	D26/2
D631,567 S *	1/2011	Lodhie	D26/2
D646,802 S *	10/2011	Guohui	D26/2
D669,200 S *	10/2012	Chen	D26/2
D669,610 S *	10/2012	Yamamoto	D26/2
D671,235 S *	11/2012	Yamamoto	D26/2
D736,968 S *	8/2015	Su	D26/2
D800,357 S	10/2017	Pan		
D828,583 S	9/2018	Cai et al.		
D828,586 S *	9/2018	Li	D26/2
D851,292 S	6/2019	Pan		

* cited by examiner

Primary Examiner — Marcus A Jackson

(57) **CLAIM**

The ornamental design for a lamp, as shown and described.

DESCRIPTION

FIG. 1 is a perspective view of a lamp showing my new design;

FIG. 2 is another perspective view thereof;

FIG. 3 is a front elevational view thereof;

FIG. 4 is a rear elevational view thereof;

FIG. 5 is a left side elevational view thereof;

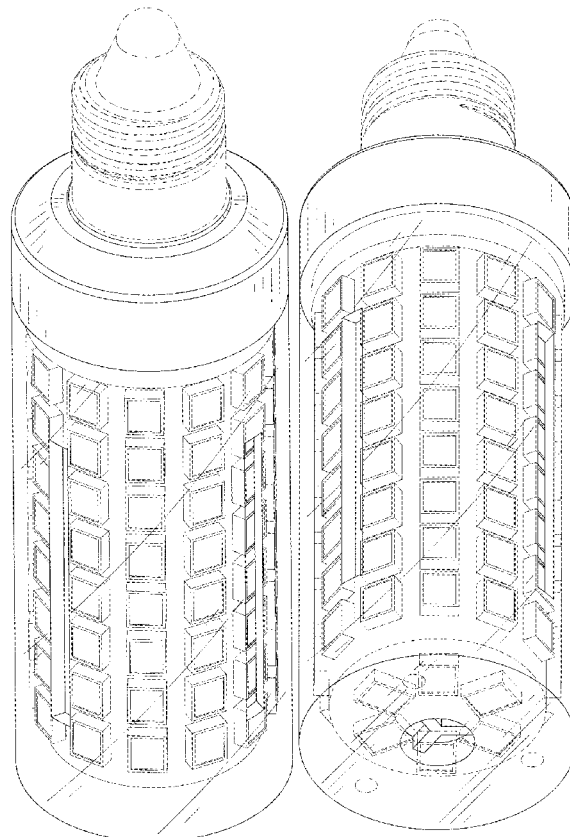
FIG. 6 is a right side elevational view thereof;

FIG. 7 is a top plan view thereof; and,

FIG. 8 is a bottom plan view thereof.

The broken lines in the drawings depict portions of the lamp that form no part of the claimed design.

1 Claim, 8 Drawing Sheets



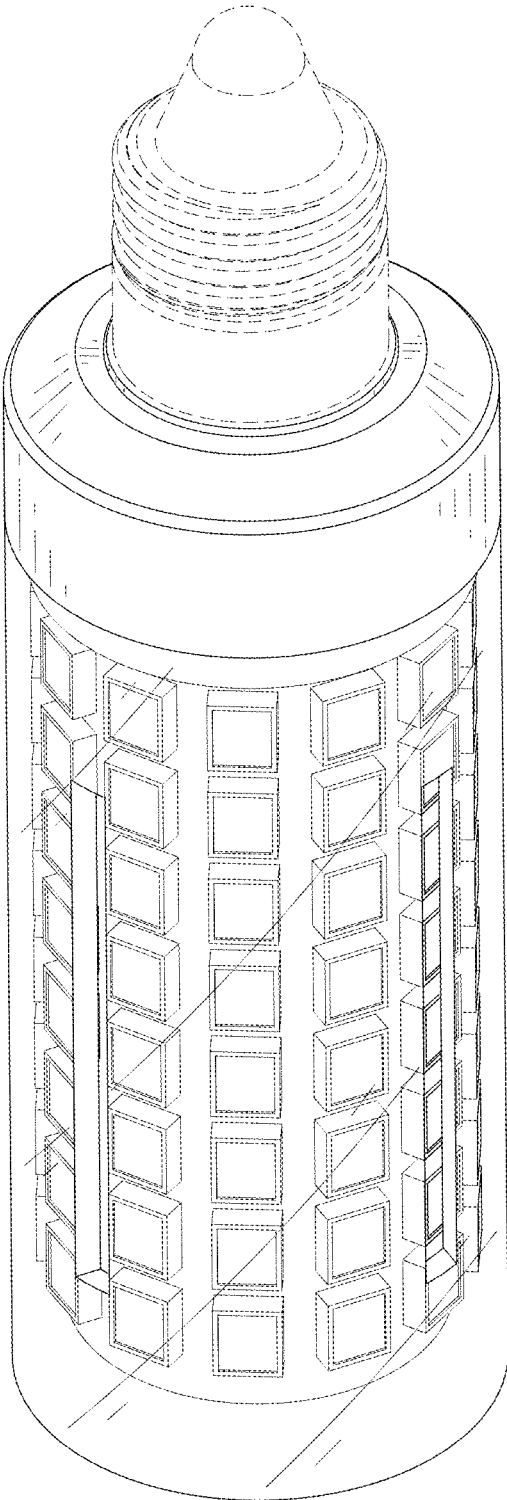


FIG. 1




FIG. 2

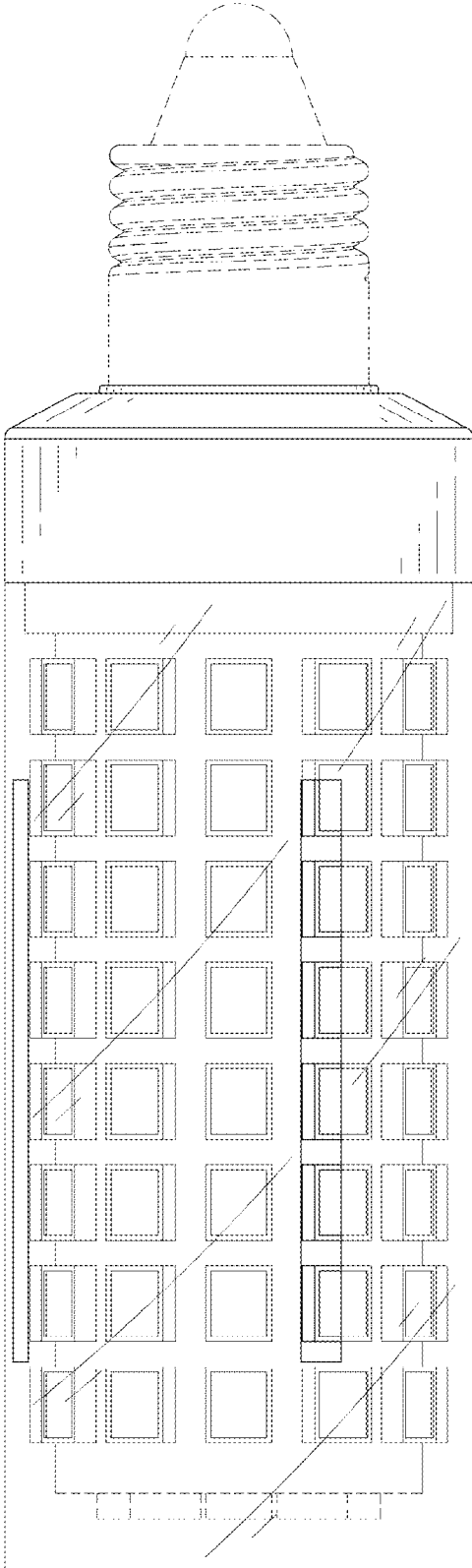


FIG. 3

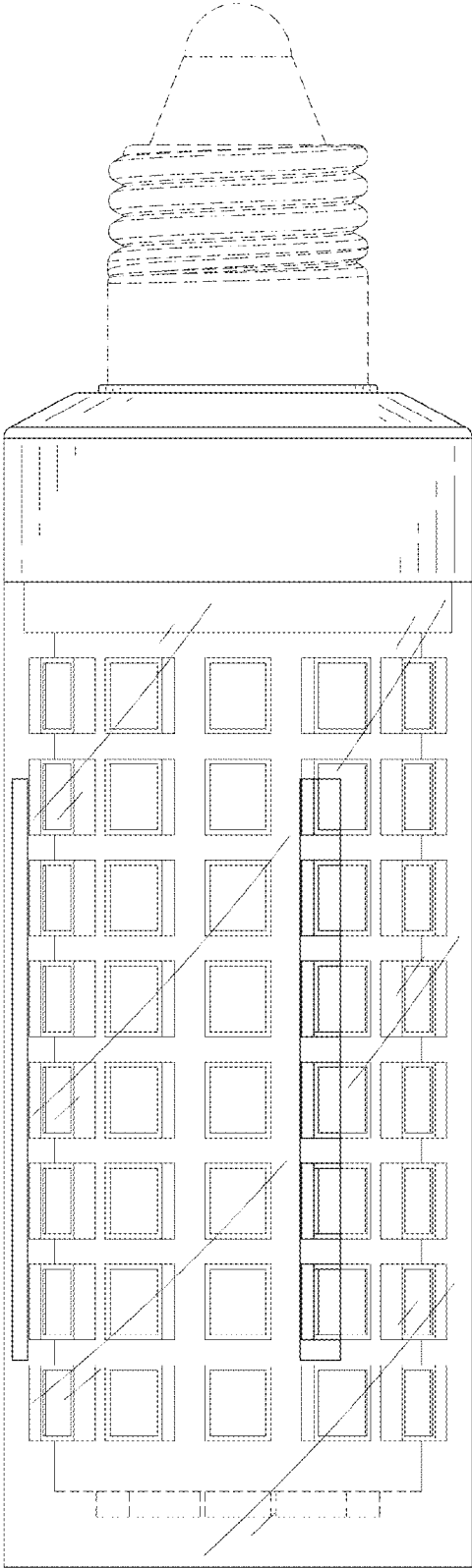


FIG. 4

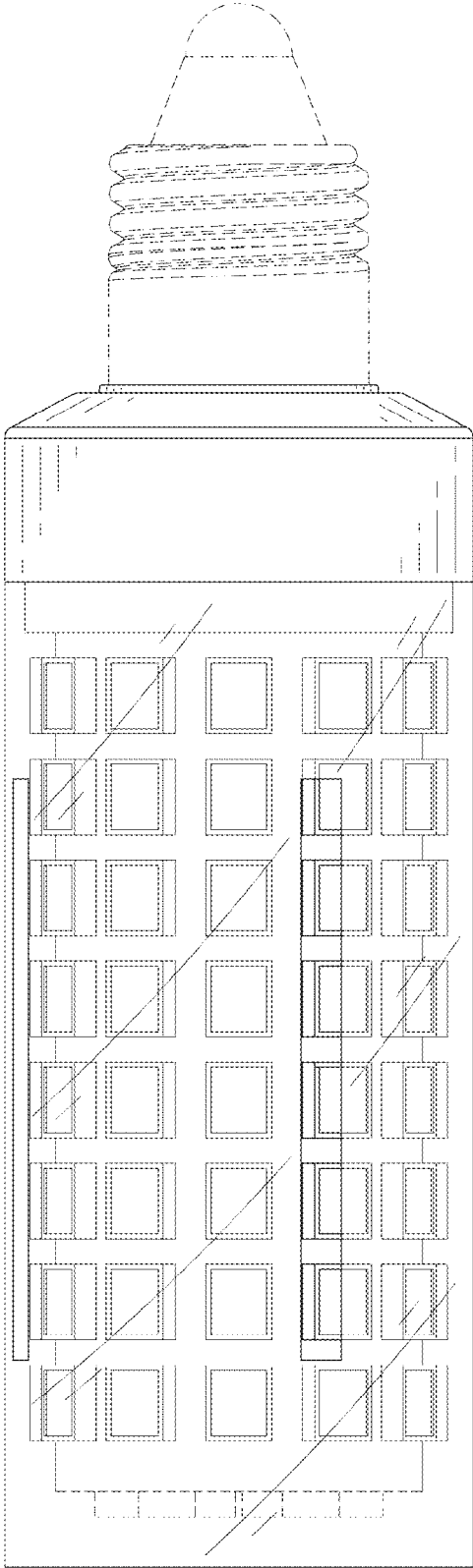


FIG. 5

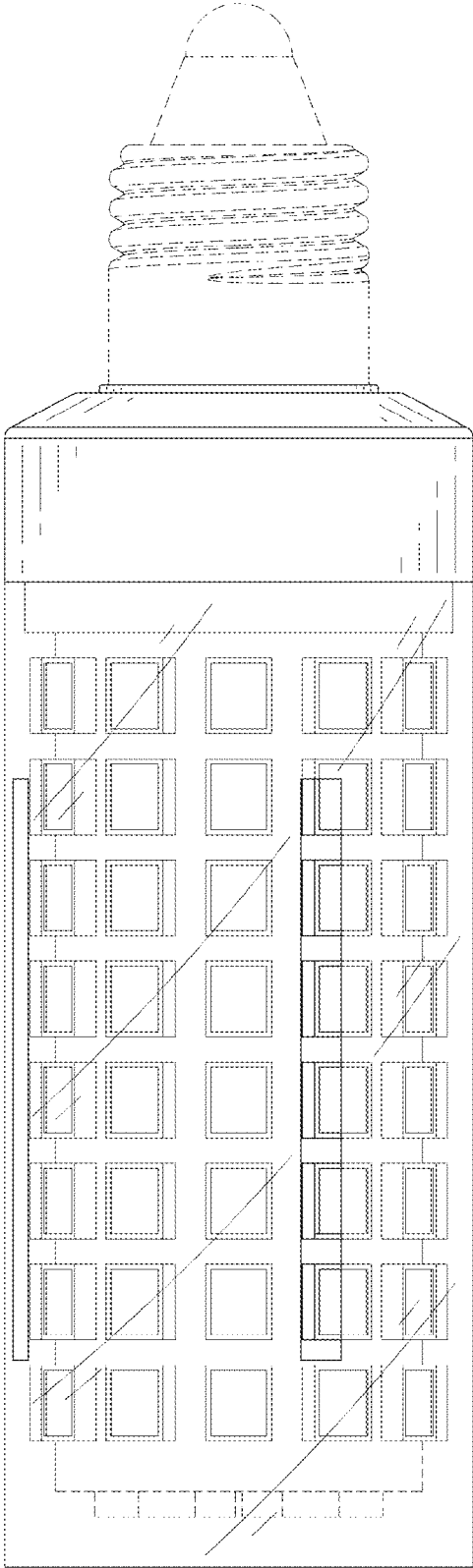


FIG. 6

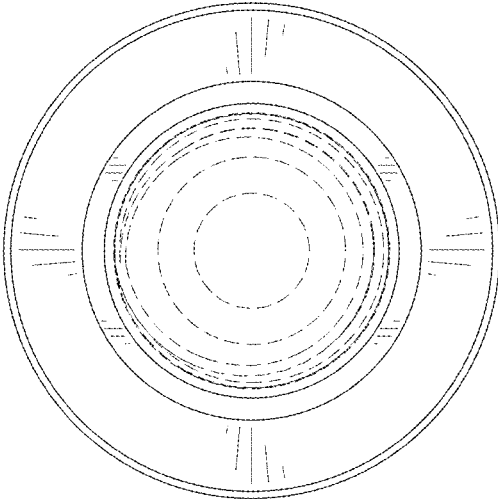


FIG. 7

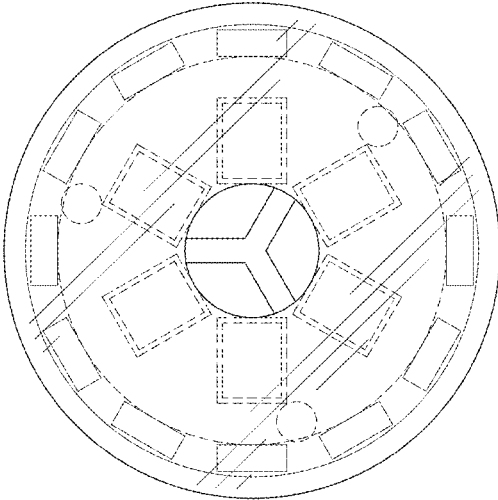


FIG. 8