



US00D519491S

(12) **United States Design Patent**
Allen

(10) **Patent No.:** **US D519,491 S**

(45) **Date of Patent:** **** Apr. 25, 2006**

(54) **LOUDSPEAKER**

(75) Inventor: **Graham David Allen**, Alderley Edge
(GB)

(73) Assignee: **GP Accoustics (U.K.) Ltd.**, Crawley
(GB)

(**) Term: **14 Years**

(21) Appl. No.: **29/216,194**

(22) Filed: **Oct. 28, 2004**

(30) **Foreign Application Priority Data**

Apr. 29, 2004 (GB) 3017140

(51) **LOC (8) Cl.** **14-01**

(52) **U.S. Cl.** **D14/212; D14/216**

(58) **Field of Classification Search** D14/204,
D14/207, 209–216, 356; 181/143–144, 147–148,
181/150, 157, 198–199, 151, 153; 381/300–302,
381/306, 333, 345, 361–364, 386–388, 332,
381/336

See application file for complete search history.

(56) **References Cited**

U.S. PATENT DOCUMENTS

D223,580 S * 5/1972 Richards D14/215

4,334,211 A * 6/1982 McConnell et al. 181/143
4,756,382 A * 7/1988 Hudson, III 181/156
D475,695 S * 6/2003 Petronio D14/216
D496,351 S * 9/2004 Allen D14/211

* cited by examiner

Primary Examiner—Nanda Bondade

(74) *Attorney, Agent, or Firm*—Kenneth L. Sherman, Esq.;
Myers Dawes Andres & Sherman, LLP

(57) **CLAIM**

I claim the ornamental design for a loudspeaker, substan-
tially as shown and described.

DESCRIPTION

FIG. 1 is a front isometric view of a loudspeaker showing
my new design;

FIG. 2 is front elevational view thereof;

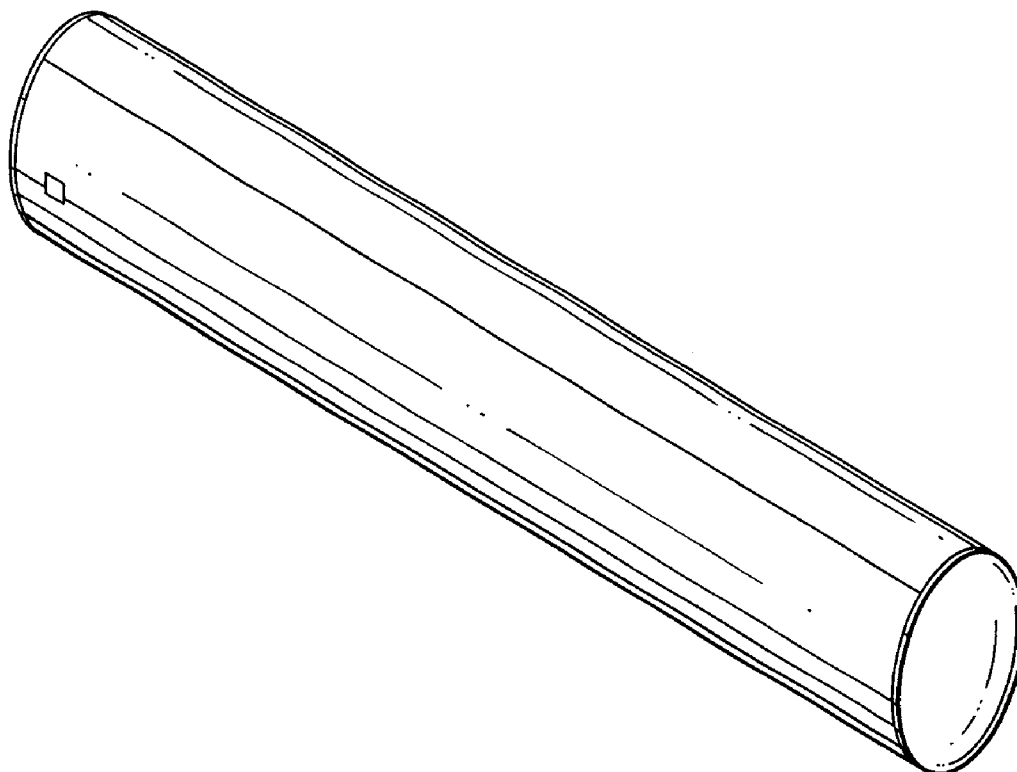
FIG. 3 is a top plan view thereof;

FIG. 4 is a bottom plan view thereof;

FIG. 5 is a left side elevational view thereof; and,

FIG. 6 is a right side elevational view thereof.

1 Claim, 2 Drawing Sheets



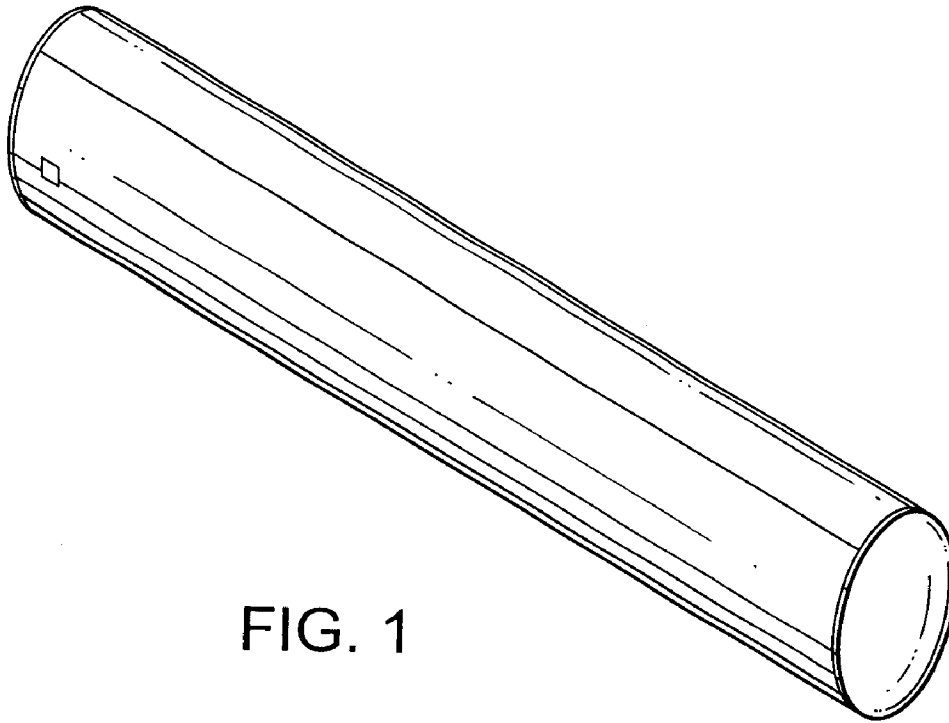


FIG. 1




FIG. 2




FIG. 3




FIG. 4




FIG. 5




FIG. 6