



(12) **United States Design Patent**
Altamura et al.

(10) **Patent No.:** **US D862,785 S**
(45) **Date of Patent:** **** Oct. 8, 2019**

(54) **STAKE FOR GROUND-INSERTED LIGHTING**

(71) Applicant: **Seasonal Specialties, LLC**, Eden Prairie, MN (US)

(72) Inventors: **Steven Altamura**, Scarsdale, NY (US); **Weng Yunbing**, Taizhou (CN); **Chen YongTai**, WenLin (CN)

(73) Assignee: **Seasonal Specialties, LLC**, Eden Prairie, MN (US)

(**) Term: **15 Years**

(21) Appl. No.: **29/663,128**

(22) Filed: **Sep. 12, 2018**

5,178,454	A *	1/1993	Lai	F21V 33/0028
					362/153
D333,526	S *	2/1993	Taylor	D26/138
D340,626	S *	10/1993	Zeman	D21/840
5,280,417	A	1/1994	Hall	
D365,169	S *	12/1995	Fillipp	D21/718
D380,569	S *	7/1997	Garber	D21/840
D493,205	S *	7/2004	Combes	D21/840
6,902,292	B2	6/2005	Lai	
6,938,384	B1 *	9/2005	Hodge	E04H 15/62
					135/118
D632,414	S	2/2011	Croce	
D652,975	S	1/2012	Harshaw	
D672,484	S	12/2012	Chen	
D698,478	S	1/2014	Randolph	
D706,893	S *	6/2014	Diederich	D21/840
D804,715	S *	12/2017	Lentine	D26/142
D830,621	S *	10/2018	Jadhav	D26/118
D839,696	S *	2/2019	Riddle	D21/840
2016/0025309	A1	1/2016	Zhang	

* cited by examiner

Related U.S. Application Data

(62) Division of application No. 29/591,327, filed on Jan. 19, 2017, now Pat. No. Des. 828,948.

(51) **LOC (12) Cl.** **26-99**

(52) **U.S. Cl.**
USPC **D26/118**

(58) **Field of Classification Search**
USPC D26/1, 24, 61, 63, 65, 67, 85, 92, 113, D26/118, 138, 142, 145, 155; D21/718, D21/840
CPC F21V 21/14; F21V 15/01; F21V 14/02; F21V 21/30; F21V 21/00; F21V 14/00; F21V 17/02; F21V 21/12; F21V 21/08; F21S 8/00; F21S 8/003; F21S 8/043; F21S 8/081; F21Y 2105/001; E04H 15/62
See application file for complete search history.

(56) **References Cited**

U.S. PATENT DOCUMENTS

D282,104	S *	1/1986	Taylor	D26/138
D285,409	S *	9/1986	Lemkin	D26/138

Primary Examiner — Brian N. Vinson
(74) *Attorney, Agent, or Firm* — Hamre, Schumann, Mueller & Larson, P.C.

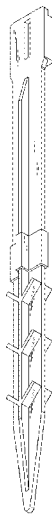
(57) **CLAIM**

The ornamental design for a stake for ground-inserted lighting, as shown and described.

DESCRIPTION

FIG. 1 is a perspective view of a stake for ground-inserted lighting showing our new design.
FIG. 2 is a left side planar view of FIG. 1 thereof.
FIG. 3 is a right side planar view of FIG. 1 thereof.
FIG. 4 is a front planar view of FIG. 1 thereof.
FIG. 5 is a back planar view of FIG. 1 thereof.
FIG. 6 is a top planar view of FIG. 1 thereof; and,
FIG. 7 is a bottom planar view of FIG. 1 thereof.

1 Claim, 4 Drawing Sheets



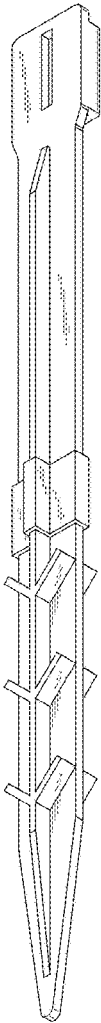


FIG. 1



FIG. 2



FIG. 3



FIG. 4



FIG. 5

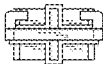


FIG. 6

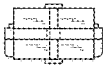


FIG. 7