May 17, 1966 W. SHMIKLER 3,251,067

GLOVES

Filed April 23, 1965 4 Sheets-Sheet 1

FIG. 1

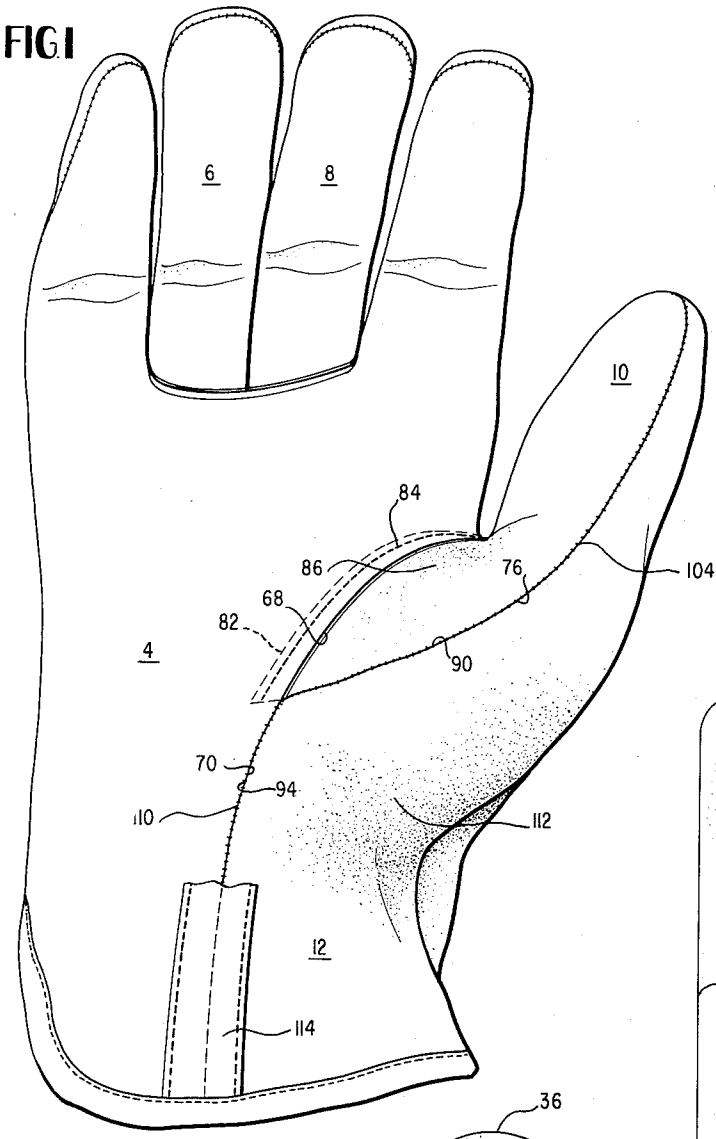

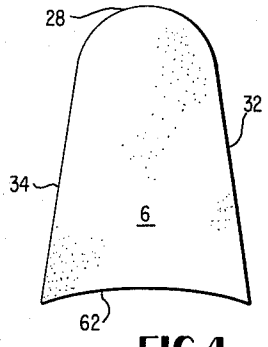

FIG. 4

FIG. 3

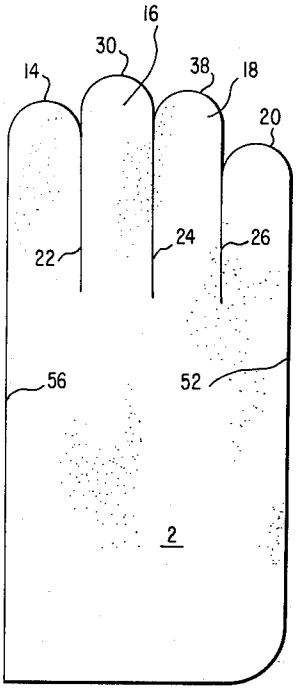

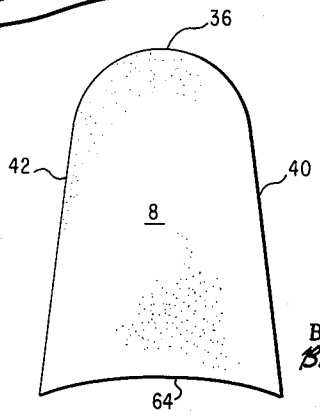

FIG. 5

INVENTOR.
WILLIAM SHMIKLER

BY
Burns, Doane, Benedict, Swecker & Mathis
ATTORNEYS

May 17, 1966 W. SHMIKLER 3,251,067

GLOVES

Filed April 23, 1965 4 Sheets-Sheet 2

FIG. 2

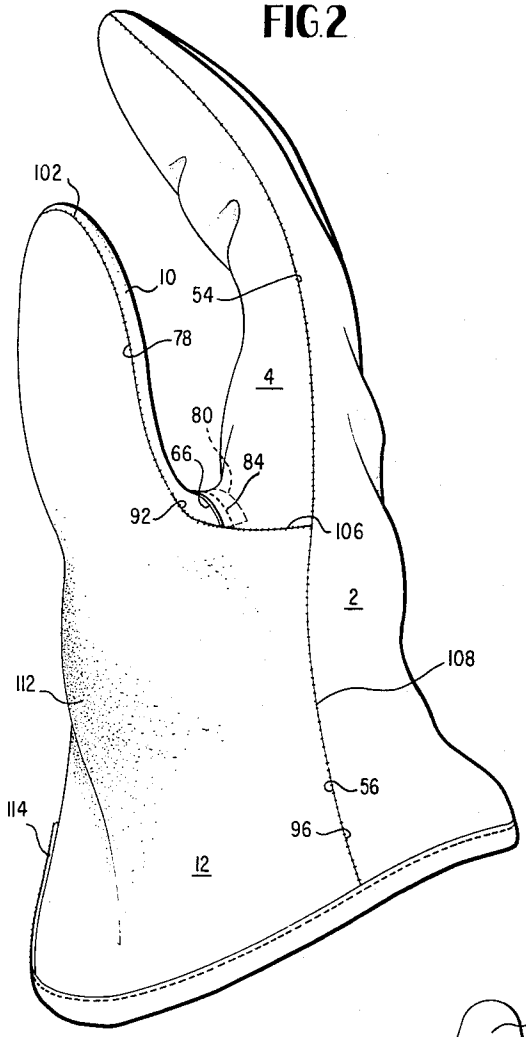

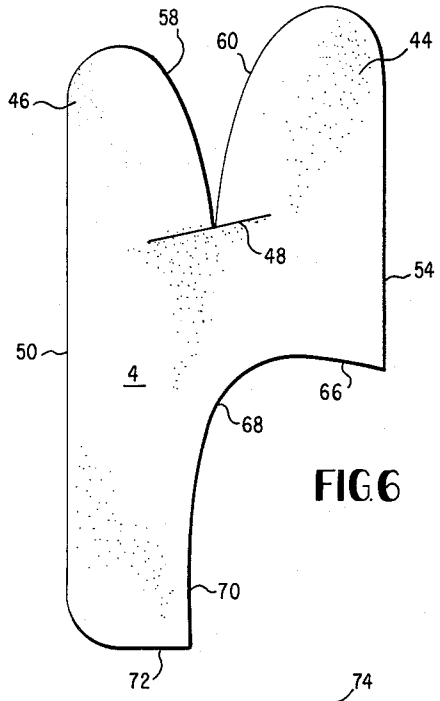

FIG. 6

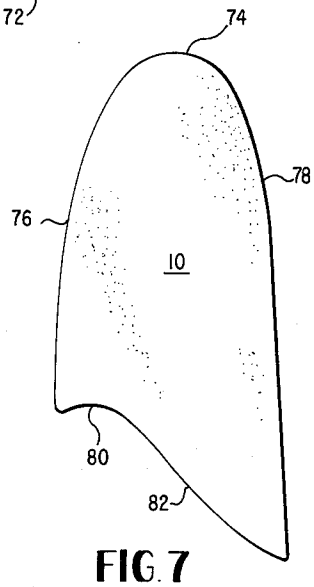

FIG. 7

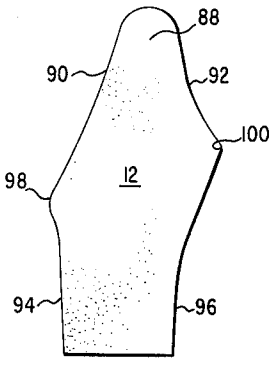

FIG. 8

INVENTOR.
WILLIAM SHMIKLER

BY
Burns, Doane, Benedict, Swecker & Mathis

ATTORNEYS

May 17, 1966 W. SHMIKLER 3,251,067

GLOVES

Filed April 23, 1965 4 Sheets-Sheet 3

FIG. 9

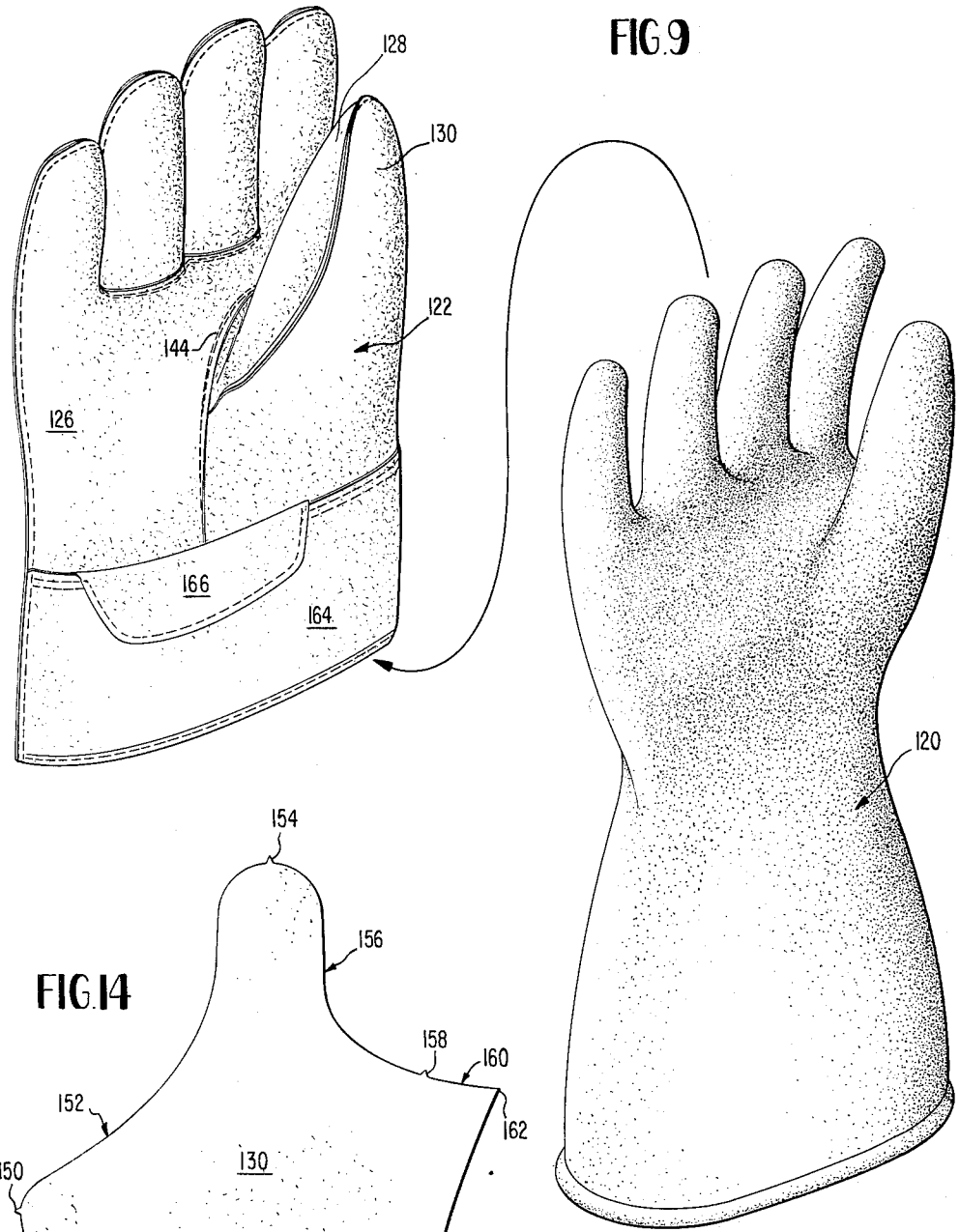

FIG. 14

INVENTOR

WILLIAM SHMIKLER

BY Burns, Doane, Benedict, Swecker & Mathis

ATTORNEYS

May 17, 1966 W. SHMIKLER 3,251,067

GLOVES

Filed April 23, 1965 4 Sheets-Sheet 4

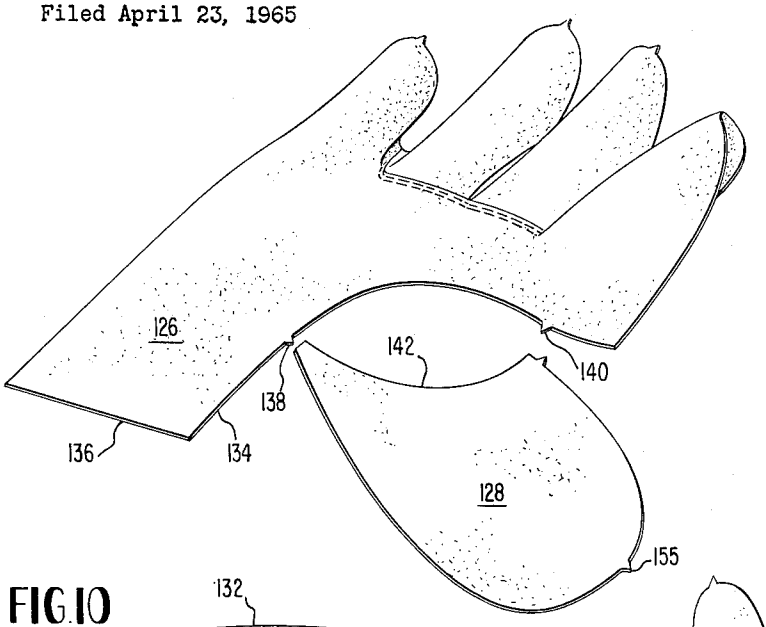

FIG. 12

FIG. 10

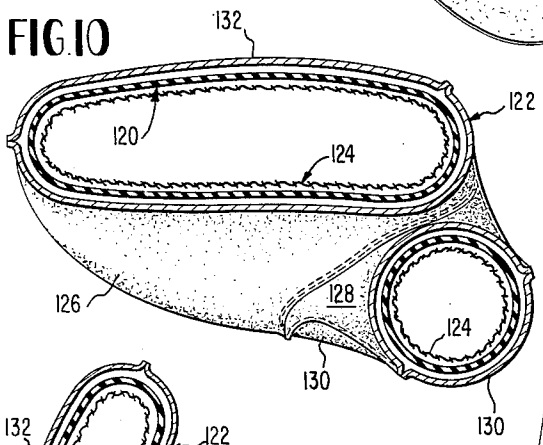

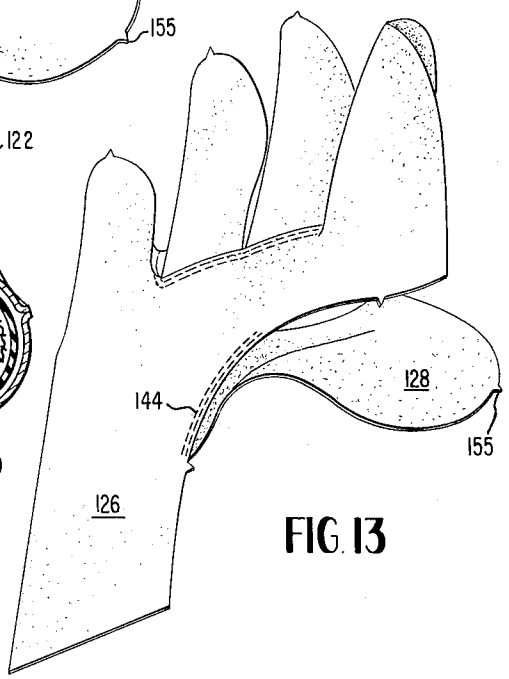

FIG. 13

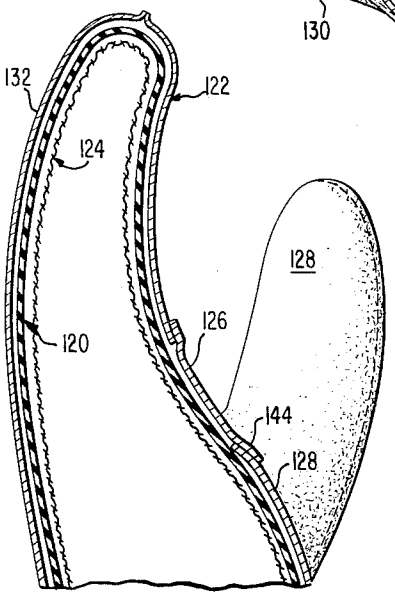

FIG. 11

INVENTOR

WILLIAM SHMIKLER

BY Burns, Doane, Benedict, Swecker & Mathis

ATTORNEYS

United States Patent Office 3,251,067
Patented May 17, 1966

3,251,067

GLOVES

William Shmikler, 7301 N. Lawndale Ave., Skokie, Ill.

Filed Apr. 23, 1965, Ser. No. 451,696
8 Claims. (Cl. 2—169)

This invention relates to gloves and more particularly to gloves having a novel thumb construction. This application is a continuation-in-part of my copending application Serial Number 348,357, filed March 2, 1964, now abandoned.

When the hand of an individual is in its natural relaxed position, and the hand is viewed from the side, the fingers and palm of the hand define a curve extending from the tips of the fingers to the wrist portion of the hand. The thumb, including its palm portion, does not follow this curve. Instead, it projects inwardly. In the construction of a glove, it is desirable that this fact be taken into account to the end that a more comfortable glove, permitting a more natural movement of the thumb and fingers of the wearer, may be produced.

Although it has long been recognized that glove constructions should be such as to permit the hand of the wearer to function naturally, this goal has been difficult to achieve. The problem is particularly difficult to solve in the manufacture of work gloves. In this connection, it will be helpful to refer by way of example to the glove requirements of the skilled workmen who maintain high tension electric power lines. A lineman customarily wears three gloves on each hand. The glove nearest his skin is fabricated from some perspiration absorbing material, such as a knitted fabric. The knitted glove is covered by a molded rubber glove that serves as an electrical insulator. The rubber glove is shaped during the molding operation to conform substantially to the shape of a normal hand, so that bunching and folding during use will be minimized. The outermost glove serves as a protective covering for the insulating rubber glove, and it customarily is formed of tough leather to protect against perforation of the rubber and a consequent breakdown of the insulating characteristics thereof.

The lineman is expected to perform manipulations of considerable intricacy while his hands are covered with all of these various gloves. Even if the gloves themselves were perfect, the difficulty of achieving the required manipulations would be substantial. In this environment, as in others, restrictions on thumb movements imposed by the leather glove construction are very real hardships which reduce the efficiency of the workman and at times place his personal safety in jeopardy.

One object of this invention is to provide a glove with a thumb portion so constructed that the glove assumes the natural or relaxed position of the hand.

It is another object of the present invention to provide in the palm side of a glove the fullness needed to compensate for the fact that the thumb naturally extends inwardly of the curve defined by the palm and fingers of the hand.

It is still another object of the present invention to provide a glove construction in which the thumb pivots in its natural manner.

It is yet another object of the invention to provide a glove construction in which the seam of the thumb falls toward the back of the thumb without any shirring, puckering, or gathering of the material.

A more specific object of the invention is to provide an improved lineman's leather glove which, when worn over a molded rubber glove, offers a minimum of interference to the required manipulations carried out by the lineman in the course of his work with electric power lines.

A more complete understanding of these and other features of the invention will be gained from a consideration

of the following description of certain embodiments illustrated in the accompanying drawings in which:

FIGURE 1 is a view of the palm side of a glove embodying the invention, showing the glove in a position corresponding to that of a hand in its natural position;

FIG. 2 is a side view of this glove showing it in the same position as illustrated in FIGURE 1;

FIGURE 3 is a view of the outside surface of a back blank for a glove of the type shown in FIGURE 1;

FIGURES 4 and 5 are views of the outer surfaces of suitable blanks for the second and third fingers of such a glove;

FIGURE 6 is a view of the outer surface of a palm blank shaped in accordance with the invention;

FIGURE 7 is a view of the outer surface of a thumb face blank;

FIGURE 8 is a view of the outer surface of a thumb back blank for a glove of the type shown in FIGURE 1;

FIGURE 9 illustrates a lineman's leather glove embodying the present invention, and it also shows a molded rubber glove worn with the leather glove;

FIGURE 10 is a horizontal cross sectional view taken on a plane just below the level of the projecting portions of the fingers and showing the gloves of FIGURE 9 in association with a knitted glove disposed inside the rubber glove;

FIGURE 11 is a vertical cross sectional view of the assembly of FIGURE 10 taken along a plane extending through the index finger;

FIGURE 12 illustrates a thumb face blank and a palm blank (with fourchette attached) ready for assembly in making the lineman's leather glove of FIGURE 9;

FIGURE 13 depicts the construction at an intermediate stage in the operation of joining the parts shown in FIGURE 12; and

FIGURE 14 is a plan view of a thumb back blank of the type used in the lineman's leather glove of FIGURE 9.

Referring more specifically to FIGURES 1 and 2, the novel glove of the instant invention is constructed from a plurality of panels or blanks sewed together. The back of the hand and fingers is formed by a blank **2**. The main palm portion of the glove comprises a palm blank **4**. This palm blank also includes the face side of the first finger, or forefinger, and the little finger. The face sides of the second and third fingers are formed by blanks **6** and **8**, respectively. The thumb portion of the glove is made from a thumb face blank **10** and a thumb back blank **12**.

Turning now to the configuration of each of the respective blanks, FIGURE 3 shows the outer surface of the back blank **2**, which includes a first or index finger portion **14**, a second finger portion **16**, a third finger portion **18** and a little finger portion **20**. It is to be understood, of course, that these finger portions are separated along the lines **22**, **24** and **26**, respectively.

The front, or face, sides of the second and third fingers are formed from the blanks **6** and **8** shown in FIGURES 4 and 5. In attaching the blank **6** to the portion **16** of the back blank, the rounded portion **28** of blank **6** is attached to the rounded portion **30** of the second finger, edge **32** is attached to the edge defined by cut **22**, and edge **34** is attached to the edge defined by line **24**. These edges may be joined together in any convenient fashion. In the illustrated glove, the majority of the seams are made by positioning the blanks in overlying relationship with the outer surfaces of the blanks in contact with each other and then stitching at a point near the edges of the blanks with the stitching following the outline of the edges. This, of course, means that the glove is constructed with its wrong surface outward. However, after the glove is completed, it is a simple matter to reverse the surfaces of the glove. If desired, the glove may be constructed so

that the seams of the completed glove extend outwardly.

The third finger blank 8 is attached to the portion 18 of the back blank by connecting the rounded tip portion 36 to the tip portion 38 of the back blank, edge 40 to the edge defined by cut 24 of the back blank, and edge 42 to the edge defined by cut 26 of the back blank. The edges are stitched in the manner mentioned above.

The palm blank 4 includes an index finger portion 44 and a little finger portion 46. The palm blank is cut along line 48 to permit the finger portions 44 and 46 to be rolled in a concave shape to provide fullness for their respective fingers.

The palm blank 4 is attached to the back blank 2 by stitching edge 50 of the back of the palm blank to edge 52 of the back blank and edge 54 of the palm blank to edge 56 of the back blank in the manner suggested above. The finger portions of the palm blank are connected to their corresponding finger portions of the palm blank by stitching edge 58 of the palm blank to the edge defined by cut 26 of the back blank. Similarly, edge 60 of the finger portion of the palm blank is attached to the edge defined by cut 22 of the back blank. To complete the finger portions, edges 62 and 64 of blanks 6 and 8 are attached partly to the bottom edge defined by cut 48 of the palm blank, partly to the edges of the finger portions 44 and 46 of the palm blank defined by cut 48, and partly to each other.

It is to be understood that other patterns may be used to form the finger portions. For example, the palm blank may include a portion for the back of the first finger. It may also include a portion for the back of the little finger. As another alternative, the palm blank may include portions for the face and back of the little finger and only the face of the first finger.

In accordance with the present invention, the palm blank 4 has a novel cut out for the reception of the thumb-forming blanks of the glove. As can be seen in FIGURE 6, the palm blank is provided with an inwardly extending edge portion 66 beginning at the forefinger side of the glove, a concave arcuate edge portion 68 forming a continuation of the edge portion 66, and a rearwardly directed edge portion 70 extending to the wrist portion 72 of the glove.

It may be helpful in visualizing the shape of the cut away portion of the palm blank to consider its relation to a human hand. The bones of the hand include five metacarpals which move relative to carpals located in the wrist. Four of the metalcarpals lie generally in a plane and are connected at their outer or distal ends to other bones which form the fingers. The fifth one of the metacarpals is connected at its distal end to a bone which forms the inner end of the projecting portion of the thumb. The metacarpals of the thumb is shorter than the other metacarpals and is associated with its carpal, the trapezium, in such a way as to permit the distinctive thumb movements required in order to dispose the face of the thumb in opposition to the faces of the fingers for grasping and holding objects.

A group of short muscles, the thenar group, occupies the ball of the thumb which moves as the metacapal of the thumb moves relative to the trapezium. Such movement produces in the skin of the hand a fold line extending upwardly from the wrist in a mid portion of the palm, around the base of the thumb and laterally between the thumb and the index finger. The line formed by the cut away portions 66, 68 and 70 of the palm blank 4 of the glove may be thought of as corresponding generally to the contour of this fold line in the skin of the hand.

The blank 10 which forms the face of the thumb has a rounded tip edge portion 74, and two side edge portions 76 and 78. The edge opposite the tip portion includes a concave arcuate portion 80 and a slightly convex downwardly extending portion 82.

The bottom edge portion of blank 10 is attached to the edge portions 66 and 68 of the palm blank 4 along a seam 84 (FIGURE 1), extending from the zone between the index finger and the thumb to a point 85 closer to the wrist than the distal end of the metacarpal of the thumb. In joining the thumb face blank 10 and the palm blank 4, the outside surface of the edge portion 80 of the thumb face blank is positioned in overlapping relation with the inside surface of the inwardly extending edge portion 66 of the palm blank, and the outside surface of the downwardly extending edge portion 82 of the thumb face blank is positioned in overlapping relation with the inside surface of the edge portion 68 of the palm blank. The overlapping edges then are stitched together without puckering by following the outline of the edges of both blanks.

During the stitching operation the two blanks 4 and 10 are bent or curved to maintain a substantially constant degree of overlap of the edge portions along the length of the seam 84. This results in a natural fullness at the base of the face portion of the thumb, as shown at 86 in FIGURE 1. Moreover, the arcuate seam 84 follows the natural curvature of the line about which the thumb of one's hand normally bends. Consequently, the thumb of the glove will pivot about a seam that extends along the natural bend of the thumb of the hand.

The thumb back blank 12 also has a novel cut out which helps the thumb assume a natural position. As seen in FIGURE 8, the thumb back blank has a round tip portion 88 which includes edges 90 and 92, both of which are slightly concave and arcuate. The blank also includes two lower edges 94 and 96 which extend downwardly from the edges 90 and 92. Edges 90 and 94 join each other in an outwardly extending projection 98 and edges 92 and 96 join each other in an outwardly extending projection 100. As can be seen in FIGURE 8, projection 100 is closer to the tip 88 than is projection 98.

In attaching the blank 12 to the other blanks of the glove, the rounded tip portion with its sides 90 and 92 are joined to edges 78 and 76, respectively, of the thumb face blank to form seams 102 and 104 extending around the edges of the projecting portion of the thumb and across the ball of the thumb to the edge of the palm blank 4. The connected edges may be stitched in a manner similar to the stitching of the finger blanks 6 and 8 to the back blank 2 as described above. It is noted, however, that edge 92 of the thumb back blank has a portion immediately above the projection 100 attached to the inwardly extending edge 66 of the palm blank to form seam 106. The edge 96, which extends downwardly from projection 100, is attached to edge 56 of the back blank by a seam 108. The edge 78 of the thumb face blank 10 is attached to edge 90 of the thumb back blank 12 all the way down to the projection 98 by the seam 104. Edges 94 of the thumb back blank and 70 of the palm blank are joined at seam 110 to complete the glove.

The particular shapes of the thumb back blank, the thumb face blank, and the palm blank insure a natural position for the thumb portion of the glove by providing a fullness at portion 112 on the palm side of the glove after the blanks are joined together. The novel construction provides a better fit and permits a more natural movement of the hand when the glove is worn. This is particularly advantageous when the wearer of the glove is working with tools.

It should be noted also that the thumb seams 102 and 104 fall away from the wearing surface and that in assembling the respective blanks of the illustrated glove there is no shirring, puckering or gathering of the material.

To protect and reinforce the seams of the glove, it may be convenient to provide a reinforcing strip 114 on the outer surface of the glove extending from the wrist portion of the seam 110 over the seams 84 and 106 to seam 108. For the sake of clarity, only a portion of the reinforcing strip 114 has been shown in FIGURE 1.

Features of another embodiment of the invention are illustrated in FIGURES 9 through 14. This embodiment is a particularly suitable one for use by linemen in connection with their work on electric power lines.

A lineman usually wears three gloves on each hand. A molded rubber glove **120** provides the necessary electrical insulating qualities, but it cannot ordinarily be used alone. If its effectiveness as an insulator is to be preserved, it must remain imperforate. Hence, it is customary for the lineman to wear a heavy leather glove **122** over the rubber glove in order to protect against perforation of the rubber by tools, sharp wire ends, or the like. The imperforate nature of the rubber also gives rise to problems in connection with the dissipation of body moisture. This problem customarily is solved by the use of a perspiration absorbing knitted glove **124** (FIGURES 10 and 11) between the lineman's hand and the rubber glove **120**.

This invention is not concerned with the details of either the knitted glove **124** or the rubber glove **120**. However, the presence of these in the environment in which the leather glove **122** is used has a bearing upon the leather glove. The bulk of the combination of coverings on the lineman's hand necessarily serves to restrict his capacity to manipulate the tools and wires that must be handled in the performance of his job. Additional restrictions imposed by motion limiting characteristics inherent in the construction of the leather glove are therefore quite important. The leather glove **122** of this invention has proved to be effective in minimizing such restrictions, particularly in regard to vital thumb movements.

The lineman's leather glove **122** is similar to the glove illustrated in FIGURE 1 in most respects. It too is formed from a plurality of blanks or panels suitably stitched together to provide a construction in which the thumb is disposed in a natural position relative to the other parts of the hand and in which the thumb has unusual freedom of movement. A palm blank **126**, a thumb face blank **128** and a thumb back blank **130** are shown in FIGURES 12 through 14. The hand back blank **132** has not been illustrated in detail because its configuration is substantially like that of the blank **2** shown in FIGURE 3. A generally conventional fourchette construction is employed in forming the second and third finger components of the palm side of the glove and this feature need not be described here in detail.

As shown best in FIGURES 12 and 13, the thumb side of the palm panel **126** is cut away in a manner similar to the palm panel described above in connection with FIGURE 6. The edge **134** conforms generally to the shape of the fold line formed in the skin of one's hand as the thumb is moved relative to the wrist. It extends upwardly from a mid portion of the wrist end **136** of the palm panel and curves laterally around the base of the thumb. In cutting the palm panel **126**, it is desirable to provide tiny projections **138** and **140** marking the zone where the thumb face panel **128** is to be set in.

The shape of the thumb face panel **128** is substantially similar to the shape of the panel **10** shown in FIGURE 7. However, it will be observed that its lower edge **142**, that is, the edge to be joined to the palm panel **126**, has a slightly different configuration. In this instance, the lower edge **142** of the thumb face panel **128** is in the form of a concave curve throughout its length. Variations in this feature occur as between different sizes and styles of gloves embodying the invention. In each instance, the precise shapes of the curves in the cut-away portion of the palm panel and in the lower margin of the thumb face panel are chosen to assure that the length of the thumb face panel along the seam will be equal to the length along the seam of that portion of the margin of the palm panel **126** to which the thumb face panel is secured, so that no puckering or bunching will occur.

From FIGURE 12 it will be evident that the edges of the palm panel **126** and the thumb face panel **128** do not match when these panels are disposed in a single plane. Both of the curves to be joined by the seam are concave. In order to make the parts match, it is necessary to deflect them out of a single plane during the seaming operation, as suggested in FIGURE 13, and after the seaming operation has been completed along the line illustrated in part at **144** in FIGURE 13, the material of the joined panels **126** and **128** will not lie flat in a single plane. Thus, the seaming together of the distinctively curved edges of the panels **126** and **128** serves to establish a normal or natural inclination for the face of the thumb relative to the palm.

The thumb back panel **130** shown in FIGURE 14 performs the same functions as the thumb back panel described above in connection with FIGURE 8. The inside surfaces of marginal portions thereof are disposed in contact with and stitched to the inside surfaces of marginal portion of the palm panel **126**, the thumb face panel **128**, and the hand back panel **132**. For the sake of completeness, it will be desirable to trace this seam around the margins of the thumb back panel **130**.

A first portion **146** of the margin of the thumb back panel **130** extending from the wrist end **148** to a seamer's marker **150** at the protrusion on the palm side of the panel is stitched to that portion of the cut-away margin **134** of the palm panel **126** extending from the wrist end **136** thereof to the seamer's marker **138**. A second portion **152** of the margin of the thumb back panel extending from the seamer's marker **150** to a seamer's marker **152** at the top of the thumb is secured to the portion of the margin of the thumb face panel **128** extending from the juncture of this panel with the palm panel **126** up to a seamer's marker **155** at the tip of the thumb. A third portion **156** of the margin of the thumb back panel **130** extending from the marker **154** to the marker **158** is stitched to that portion of the margin of the thumb face panel **128** extending from the marker **155** down to the juncture of the thumb face panel and the palm panel in the zone between the thumb and index finger. A fourth portion **160** of the margin of the thumb back panel extending from the marker **158** to a protruding point **162** is stitched to the laterally extending margin of the cut-away portion of the palm panel **126**. Finally, the rearwardly extending marginal portion **163** of the thumb back panel **130** is stitched to the correspondingly located margin of the hand back panel **132**.

The lineman's leather glove **122** illustrated in the drawings also includes a cuff **164** extending substantially beyond the wrist joint and a pull piece **166**. These components are conventional and need not be described in detail here. A variety of other finishing details may be applied to gloves embodying this invention to adapt the gloves for particular uses.

Various other modifications or alterations will readily suggest themselves to persons skilled in the art. The foregoing description is intended as exemplary only and the scope of the protection is to be ascertained from the following claims.

What is claimed is:

1. In a glove including finger portions and a back: a palm blank having an edge extending inwardly from the forefinger portion, a concave arcuate edge forming a continuation of said inwardly extending edge, and an edge extending rearwardly from said arcuate edge; a thumb face blank having a rounded tip portion and an edge opposite said tip portion including a concave arcuate portion and a downwardly extending portion; and a thumb back blank including a rounded tip portion having a tip, a first lower edge joining the edge of one side of said rounded tip portion at a first outwardly extending portion, and a second lower edge joining the edge on the other side of said tip portion at a second outwardly extending portion, said first outwardly extending portion being closer to said tip than said second outwardly extending portion; said thumb face blank being connected

to said palm blank with the concave arcuate edge portion of said thumb face blank connected to the inwardly extending edge of said palm blank and with said downwardly extending edge portion of said thumb face blank being connected to said concave arcuate edge of said palm blank; said thumb back blank having its second lower edge connected to the rearwardly extending edge of said palm blank and its first lower edge connected to a side of the back of the glove; and said rounded tip portion of said thumb face blank being connected to said rounded tip portion of said thumb back blank.

2. In a glove including a blank for covering the back of the hand and fingers: a palm blank having a side edge connected to an edge of said back blank and a second side edge connected to the outer edge of said back blank; said palm blank including an edge extending inwardly from the forefinger side thereof, a concave arcuate edge forming a continuation of said inwardly extending edge, and an edge extending rearwardly from said arcuate edge; a thumb face blank having a rounded tip portion and an edge opposite said tip portion including a concave arcuate portion and a downwardly extending portion; and a thumb back blank including a rounded tip portion having a tip, a first lower edge joined to said back blank and meeting the edge of one side of said tip portion at a first outwardly extending portion, and a second lower edge meeting the other side of the tip portion at a second outwardly extending portion, said first outwardly extending portion being closer to said tip than said second portion; said thumb face blank having its arcuate concave edge portion connected to said inwardly extending edge of said palm blank and its downwardly extending portion connected to said concave arcuate edge of said palm blank; said thumb back blank having its second lower edge attached to the downwardly extending edge of said palm blank, its rounded tip portion connected to said rounded tip portion of said thumb back blank, and a portion of its edge immediately above said first outwardly extending portion connected to the palm blank along said inwardly extending edge.

3. In a glove including finger, thumb and palm portions; a palm blank having an edge extending inwardly from the forefinger portion and a concave arcuate edge forming a continuation of said inwardly extending edge; a thumb face blank having an edge including a concave arcuate portion and a downwardly extending portion; and a thumb back blank connected to said thumb face blank and said palm blank; said thumb face blank being connected to said palm blank with the concave arcuate edge portion of said thumb face blank connected to the inwardly extending edge of said palm blank and with said downwardly extending edge portion connected to said concave arcuate edge of said palm blank thereby forming an arcuate seam to provide fullness on the face side of the thumb portion, said thumb back blank having an upper portion connected to said thumb face blank and a lower portion connected to said palm blank, said connection between said lower portion and said palm blank providing a fullness in the thumb portion to permit the thumb portion of the glove to extend outwadly from the palm portion of the glove.

4. In a glove including finger portions and a back: a palm blank having an edge extending inwardly from the forefinger portion, a concave arcuate edge forming a continuation of said inwardly extending edge, and an edge extending rearwardly from said arcuate edge; a thumb face blank including a rounded tip portion and an edge opposite said tip portion including a concave arcuate portion and a downwardly extending portion; and a thumb back blank including a rounded tip portion having a tip, a first lower edge joining the edge of one side of said rounded tip portion, and a second lower edge joining the edge on the other side of said rounded tip portion, said first jointure being closer to said tip than said second jointure; said thumb face blank being connected to said palm blank with the concave arcuate edge portion of said thumb face blank connected to the inwardly extending edge of said palm blank and with said downwardly extending edge portion of said thumb face blank being connected to said concave arcuate edge of said palm blank; said thumb back blank having its second lower edge connected to the rearwardly extending edge of said palm blank and its first lower edge connected to a side of the back of the glove; and said rounded tip portion of said thumb face blank being connected to said rounded tip portion of said thumb back blank.

5. A glove comprising a palm panel having a marginal edge on the side thereof opposite the thumb and being cut away on the thumb side thereof to provide an edge extending upwardly from the wrist end of the panel and curving around the base of the thumb into the zone between the thumb and index finger; a thumb face panel having a concavely curved lower edge portion stitched to said curved edge portion of said palm panel; a thumb back panel stitched to said thumb face panel and said palm panel; and a hand back panel stitched to said thumb back panel and said palm panel.

6. A glove having fingers and a palm and a thumb disposed at such an angle relative to the palm and fingers as to simulate the relaxed configuration of a human hand, said glove comprising a palm panel cut away along a line corresponding generally to the fold line formed in the skin of the hand as the metacarpal of the thumb moves relative to the trapezium; a thumb face panel having a curved lower margin which is concave when the panel is laid flat, said lower margin being stitched without puckering to the margin of the cutaway portion of said palm panel along a line extending from the zone between the thumb and index finger to a point closer to the wrist than the distal end of the metacarpal of the thumb; and a thumb back panel having marginal portions stitched without puckering to the thumb face panel rearwardly of the grasping face portion of the thumb and across the ball of the thumb to the end of the seam between the palm panel and the thumb face panel, said thumb back panel having another marginal portion stitched to the margin of the cut away portion of said palm panel beyond said thumb face panel.

7. A lineman's leather glove adapted to be worn over a molded rubber glove and having a shape closely approximating that of the molded rubber glove, said leather glove comprising a palm panel covering a major portion of the palm, a thumb face panel covering the entire face portion of the thumb, a thumb back panel covering the back portion of the thumb and a part of the ball of the thumb, and a hand back panel covering a major portion of the back side of the glove; said palm panel being stitched to said hand back panel but being cut away along a line extending upwardly from the wrist in a mid portion of the palm and generally around the ball of the thumb and laterally between the thumb and the index finger; said thumb face panel having a lower margin stitched to said palm panel along an intermediate portion of said line; said thumb back panel being stitched to said palm panel along the end portions of said line and to the thumb face panel around the sides and tip of the thumb and to said hand back panel along the edge thereof facing said cut away part of said palm panel.

8. A lineman's leather glove adapted to be worn over a molded rubber glove and having a shape closely approximating that of the molded rubber glove, said leather glove comprising a palm panel covering a major portion of the palm, a thumb face panel covering the entire face portion of the thumb, a thumb back panel covering the back portion of the thumb and a part of the ball of the thumb and a hand back panel covering a major portion of the back side of the glove; said palm panel being stitched to said hand back panel along a line rearwardly of the face of the index finger and along a line disposed generally at the side edge of the glove opposite the

thumb, said palm panel being cut away along a line extending upwardly from the wrist in a mid portion of the palm and generally around the base of the thumb and laterally between the thumb and index finger; said thumb face panel having a lower margin underlying and stitched to said palm panel along an intermediate portion of said line; said thumb back panel having marginal portions the inner surfaces of which are disposed in contact with the inner surfaces of marginal portions of said thumb face panel and said palm panel and said hand back panel; and stitching connecting said contacting marginal portions along a line extending upwardly from the wrist in a mid portion of the palm, across the ball of the

palm, up and around the end of the thumb rearwardly of the face of the thumb, laterally around the edge of the hand, and downwardly toward the wrist along the back of the edge portion of the hand.

References Cited by the Examiner

UNITED STATES PATENTS

2,770,809	11/1956	Howard	2—169
3,151,334	10/1964	Haupt et al.	2—169

JORDAN FRANKLIN, *Primary Examiner.*

G. V. LARKIN, *Assistant Examiner.*