United States Patent [19]

Collister et al.

[11] **Des. 258,273**

[45] ** **Feb. 17, 1981**

[54] **SPECTROPHOTOMETER**

[75] Inventors: **Kenneth D. Collister; Jerry T. Pugh,** both of Elkhart, Ind.

[73] Assignee: **Miles Laboratories, Inc.,** Elkhart, Ind.

[**] Term: **14 Years**

[21] Appl. No.: **24,771**

[22] Filed: **Mar. 29, 1979**

[51] **Int. Cl.** ..... **D10—04**

[52] **U.S. Cl.** **D10/46;** D10/81

[58] **Field of Search** D10/81, 46, 75, 78, D10/88, 91; 356/319, 326, 418; D24/8; D14/40, 42, 45; D18/6, 7

[56] **References Cited**

U.S. PATENT DOCUMENTS

D. 209,823	1/1968	Waligorski	D10/46
D. 251,774	5/1979	Olson	D10/81
3,582,659	6/1971	Dekker	356/319 X
3,702,736	11/1972	Coggeshall	356/319
3,776,642	12/1973	Anson	356/418

OTHER PUBLICATIONS

Gilford Instrument Brochure-11/5/68-for model 300-N microsample spectrophotometer.

Ace Scientific-Brochure-11/18/68-for model QV-50 Spectrophotometer.

Primary Examiner—Nelson C. Holtje

Attorney, Agent, or Firm—Joseph C. Schwalbach

[57] **CLAIM**

The ornamental design for the spectrophotometer, substantially as shown and described.

DESCRIPTION

FIG. **1** is a front perspective view of a spectrophotometer showing my new design;

FIG. **2** is a top plan view thereof;

FIG. **3** is a front elevational view thereof;

FIG. **4** is a rear elevational view thereof;

FIG. **5** is a bottom plan view thereof;

FIG. **6** is a right side elevational view thereof;

FIG. **7** is a left side elevational view thereof.

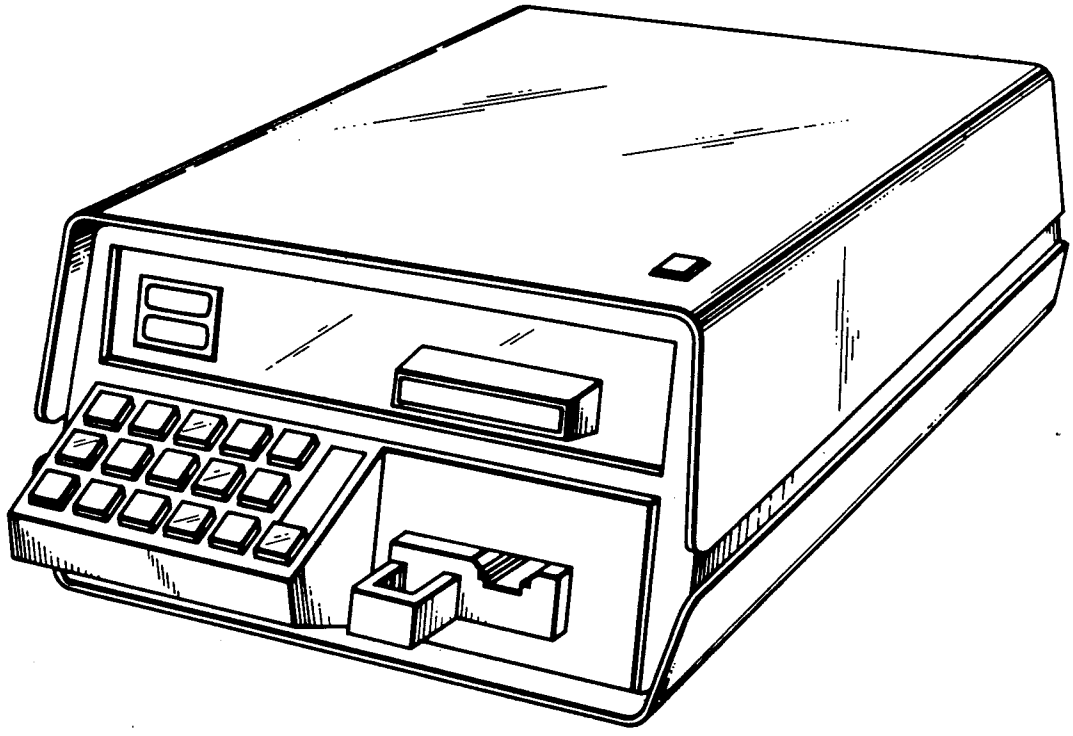

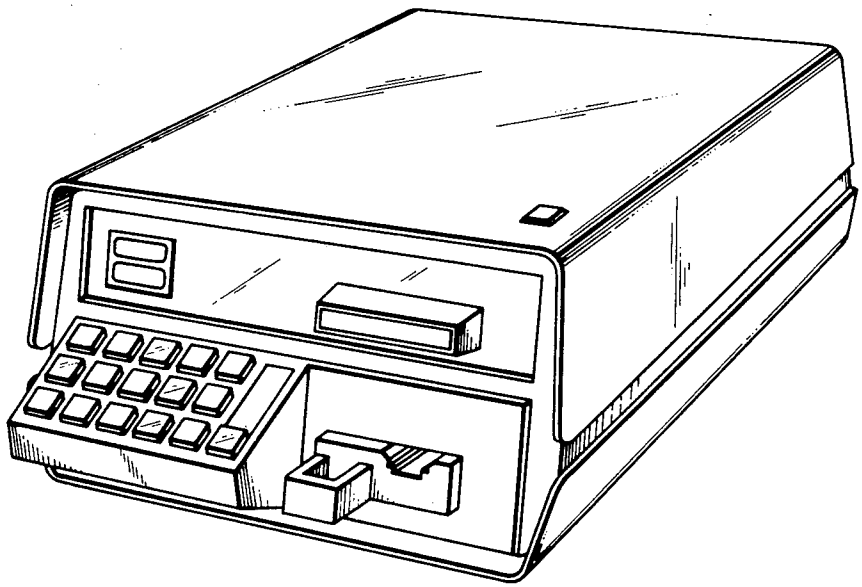

FIG. 1

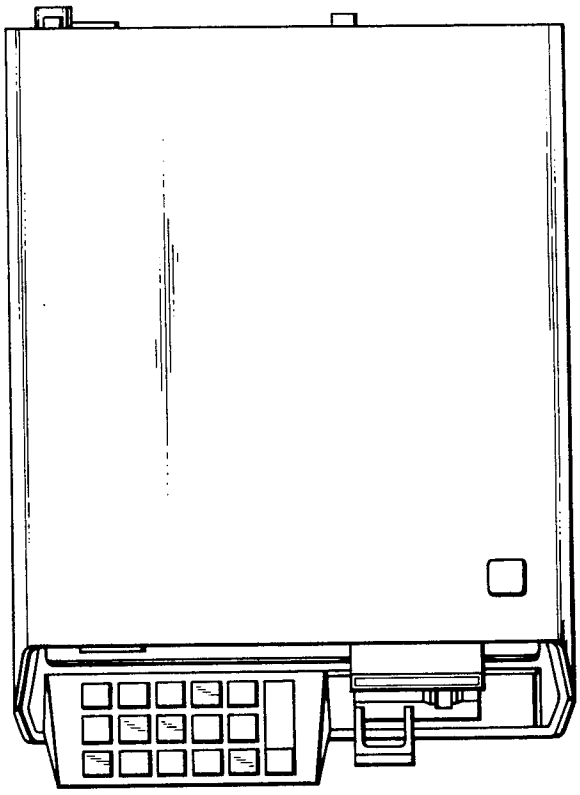

FIG. 2

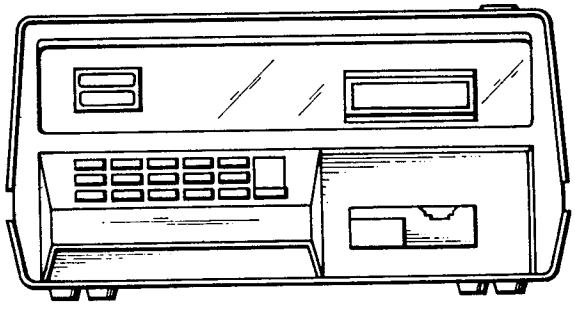

FIG. 3

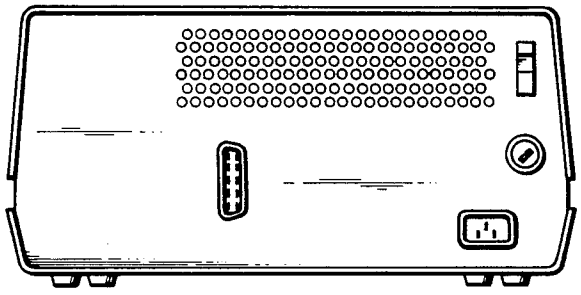

FIG. 4

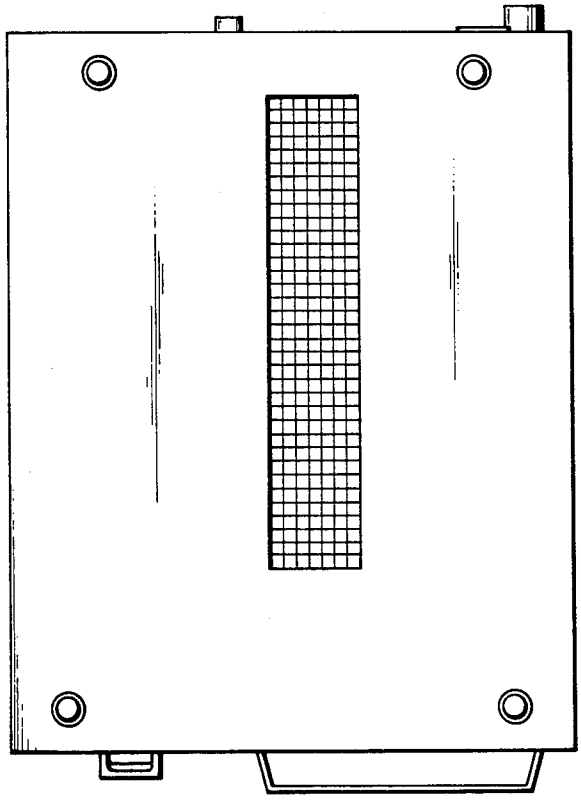

FIG. 5



FIG. 6



FIG. 7