



US00D449404B1

(12) **United States Design Patent** (10) **Patent No.:** **US D449,404 S**
Emery (45) **Date of Patent:** **** Oct. 16, 2001**

- (54) **CIGAR/CIGARETTE CONTAINER**
- (75) Inventor: **Charles R. Emery**, Scottsdale, AZ (US)
- (73) Assignee: **Single Stick, Inc.**, Scottsdale, AZ (US)
- (**) Term: **14 Years**
- (21) Appl. No.: **29/138,758**
- (22) Filed: **Mar. 19, 2001**

Related U.S. Application Data

- (63) Continuation of application No. 29/118,085, filed on Feb. 3, 2000, now Pat. No. Des. 441,133.
- (51) **LOC (7) Cl.** **27-06**
- (52) **U.S. Cl.** **D27/186**
- (58) **Field of Search** D27/172, 183, D27/184, 186, 189, 190, 191; D9/529, 549, 341; 206/242, 244, 256, 257, 265, 266, 267, 268, 269, 261

(56) **References Cited**

U.S. PATENT DOCUMENTS

D. 238,751	*	2/1976	Macgrossen	D9/341
D. 301,837	*	6/1989	Peterson et al.	D9/529
D. 326,810	*	6/1992	Ives	D9/341
1,398,059	*	11/1921	Bayuk	206/256
1,791,417	*	2/1931	Lilienfield	206/256 X
3,451,533	*	6/1969	Butler	206/256 X
4,010,869	*	3/1977	Adamo	206/256 X
4,214,658	*	7/1980	Crow	206/244
4,923,059	*	5/1990	Evers et al.	206/261 X
5,044,550	*	9/1991	Lamm	206/268 X
5,810,164	*	9/1998	Rennecamp	206/256
5,957,278	*	9/1999	Krawec	206/256
6,065,592	*	5/2000	Wik	206/256

* cited by examiner

Primary Examiner—Jennifer Rivard
(74) *Attorney, Agent, or Firm*—Snell & Wilmer

(57) **CLAIM**

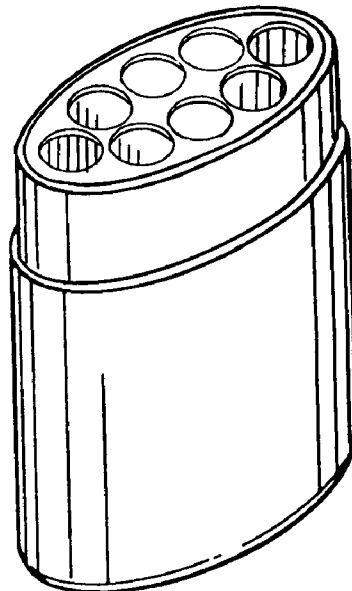
The ornamental design for the cigar/cigarette container, as shown and described.

DESCRIPTION

FIG. 1 is a perspective view of a cigar/cigarette container showing my new design;
 FIG. 2 is a top plan view of the cigar/cigarette container of FIG. 1;
 FIG. 3 is a bottom plan view of the cigar/cigarette container of FIG. 1;
 FIG. 4 is a side elevational view of the cigar/cigarette container of FIG. 1;
 FIG. 5 is front elevational view of the cigar/cigarette container of FIG. 1;
 FIG. 6 is an additional top plan view of the cigar/cigarette container of FIG. 1;
 FIG. 7 is a top plan view of another embodiment of the cigar/cigarette container of FIG. 1;
 FIG. 8 is a back elevational view of the cigar/cigarette container of FIG. 1;
 FIG. 9 is a top plan view of yet another embodiment of the cigar/cigarette container of FIG. 1; and,
 FIG. 10 is a top plan view of yet another embodiment of the cigar/cigarette container of FIG. 1.

The only difference between the second, third and fourth embodiments and the first embodiment is the configuration of the top view of the container; it being understood that all other surfaces on the second, third and fourth embodiments are identical to those disclosed by the first embodiment.

1 Claim, 2 Drawing Sheets



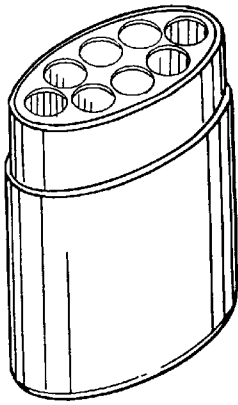


FIG. 1.

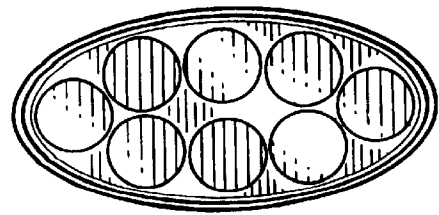


FIG. 2.

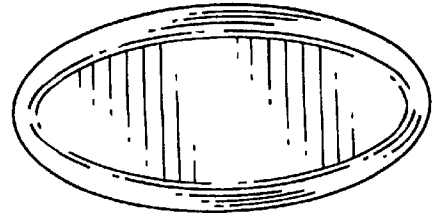


FIG. 3.

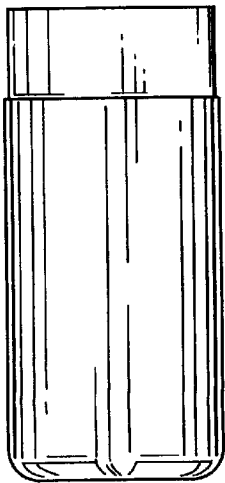


FIG. 4.

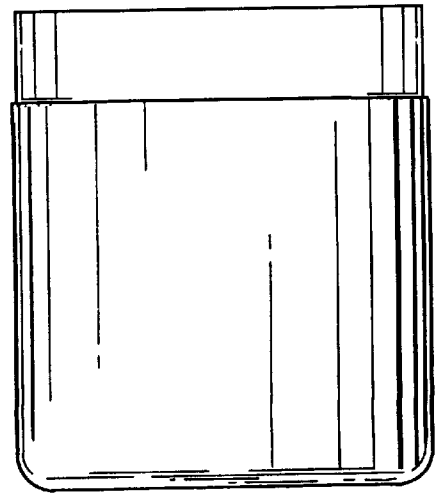


FIG. 5.

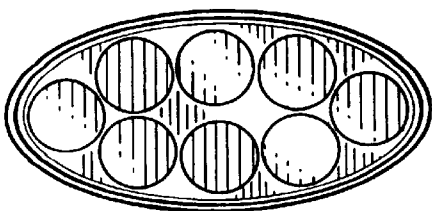


FIG. 6.

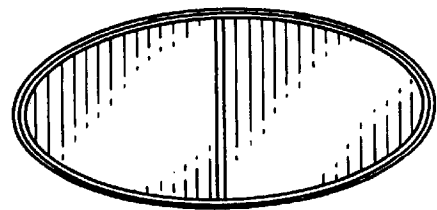


FIG. 7.

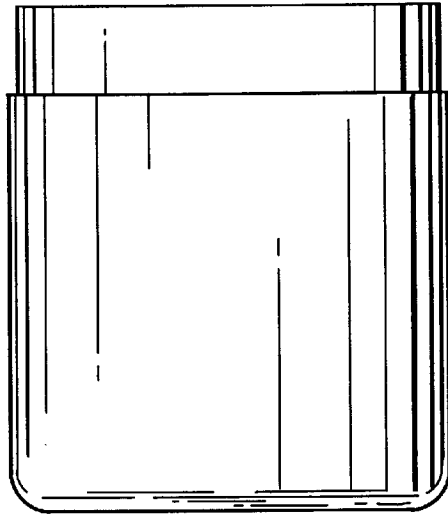


FIG. 8.

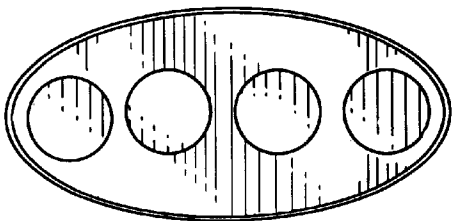


FIG. 9.

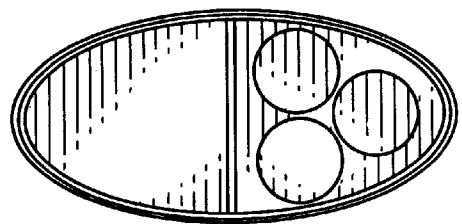


FIG. 10.