



- (51) **International Patent Classification:**  
A46B 5/00 (2006.01) A46B 9/02 (2006.01)  
A46B 9/04 (2006.01)
- (21) **International Application Number:**  
PCT/US2012/043496
- (22) **International Filing Date:**  
21 June 2012 (21.06.2012)
- (25) **Filing Language:** English
- (26) **Publication Language:** English
- (30) **Priority Data:**  
13/165,169 21 June 2011 (21.06.2011) US
- (72) **Inventor; and**
- (71) **Applicant :** STOFKO, Joseph, A. [US/US]; 602 St. Lawrence Lane, Gibsonia, PA 15044 (US).
- (74) **Agent:** BANGOR, Paul, D., Jr.; Thorp Reed & Armstrong, LLP, One Oxford Centre, 14th Floor, 301 Grant Street, Pittsburgh, PA 15219-1425 (US).
- (81) **Designated States** (unless otherwise indicated, for every kind of national protection available): AE, AG, AL, AM, AO, AT, AU, AZ, BA, BB, BG, BH, BR, BW, BY, BZ,

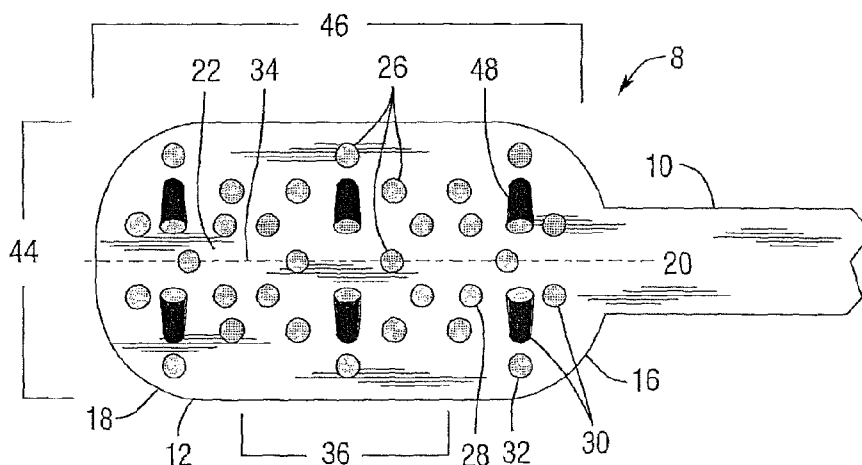
CA, CH, CL, CN, CO, CR, CU, CZ, DE, DK, DM, DO, DZ, EC, EE, EG, ES, FI, GB, GD, GE, GH, GM, GT, HN, HR, HU, ID, IL, IN, IS, JP, KE, KG, KM, KN, KP, KR, KZ, LA, LC, LK, LR, LS, LT, LU, LY, MA, MD, ME, MG, MK, MN, MW, MX, MY, MZ, NA, NG, NI, NO, NZ, OM, PE, PG, PH, PL, PT, QA, RO, RS, RU, RW, SC, SD, SE, SG, SK, SL, SM, ST, SV, SY, TH, TJ, TM, TN, TR, TT, TZ, UA, UG, US, UZ, VC, VN, ZA, ZM, ZW.

(84) **Designated States** (unless otherwise indicated, for every kind of regional protection available): ARIPO (BW, GH, GM, KE, LR, LS, MW, MZ, NA, RW, SD, SL, SZ, TZ, UG, ZM, ZW), Eurasian (AM, AZ, BY, KG, KZ, RU, TJ, TM), European (AL, AT, BE, BG, CH, CY, CZ, DE, DK, EE, ES, FI, FR, GB, GR, HR, HU, IE, IS, IT, LT, LU, LV, MC, MK, MT, NL, NO, PL, PT, RO, RS, SE, SI, SK, SM, TR), OAPI (BF, BJ, CF, CG, CI, CM, GA, GN, GQ, GW, ML, MR, NE, SN, TD, TG).

**Published:**

- with international search report (Art. 21(3))
- before the expiration of the time limit for amending the claims and to be republished in the event of receipt of amendments (Rule 48.2(h))

(54) **Title:** ORTHODONTIC TOOTHBRUSH



(57) **Abstract:** An orthodontic toothbrush (8) comprising a handle (10), an attached head (12), and a plurality of bristles (26, 28, 30, 32, 48). The bristles define at least one well (22) having the shorter length bristles at the center or bottom of the well and relatively longer bristles bordering the wells (26, 30, 32, 48). The wells are preferably spaced at the average distance between orthodontic braces. A plurality of bristles (48) off the longitudinal plane of the toothbrush head are angled or slanted toward the toothbrush head median longitudinal plane (20), while another plurality of bristles (26, 28, 30, 32) are perpendicular to the toothbrush head plane. The well accommodates an orthodontic bracket or brace wherein the shortest bristles in the well clean the archwire and face of the orthodontic bracket and the relatively longer bristles clean under the wings of the bracket, the sides and rear of brackets and the teeth.



## ORTHODONTIC TOOTHBRUSH

### CROSS REFERENCE TO RELATED APPLICATIONS

[0001] N/A.

### FIELD OF THE INVENTION

[0002] The present invention relates in general to toothbrushes, and has more particular reference to toothbrushes of the sort commonly provided for brushing teeth with brackets and braces used in orthodontia.

### BACKGROUND OF THE INVENTION

[0003] Orthodontic toothbrushes of the sort herein are adapted to clean teeth and prevent decalcification and gingivitis which can result in areas around orthodontic appliances. Prior art orthodontic toothbrushes typically involve head designs with channels of shorter bristles to accommodate the brackets and brace elements while adjacent taller bristles clean the gumline (gingival surface) or top (occlusal surface) of the teeth.

[0004] One typical orthodontic toothbrush is described in U.S. Pat. 6,260,227 to Fulop, et al., disclosing a toothbrush head wherein the bristle pattern forms a V-shaped channel far less than the depth of a typical bracket or band. The shortest group of bristles is positioned along the center row of the longitudinal centerline axis. Adjacent to the shortest bristles is an intermediate row, bilaterally, to clean the occlusal (top) and gingival (bottom) portions of the tooth's crown and bracket and band. Adjacent to the intermediate height bristles are rows of tufts of taller bristles. A fourth set of the tallest bristles is located at the distal end of the toothbrush head. The limit of this design is that the bristle heights create a V-shaped channel longitudinally whereas the anatomy of a typical brace is square in this dimension. The

bristles of the V-shaped design diverge away from the area of the brace which is most difficult to clean and where the highest degree of decalcification occurs: the area of the brace which is immediately adjacent to the tooth.

[0005] U.S. Pat. 5,325,560 to Pavone, et al., discloses a similar orthodontic toothbrush where the bristles also form a channel for the brace elements. The Pavone toothbrush has outermost rows of bristles of relatively soft and long length. The bristles in the pattern gradually shorten in length, with the shortest and stiffest bristles positioned along the longitudinal centerline axis. In addition, U.S. Pat. 4,706,322 to Nicolas, teaches another orthodontic toothbrush with a channel for brace elements. The Nicolas toothbrush has shorter bristles in the middle and two longitudinal rows of tufts of taller bristles inclined towards the outside of the brushing head and diverging from the median longitudinal plane, while two other rows of tufts are angled towards the median longitudinal plane.

[0006] When brushes with channels of the sort described, having shorter, near-uniform length of bristles, are used on teeth with brackets, the shorter bristles forming the depth of the channel tend to cause the brush to glide atop the outermost surface of the brackets. This gliding action prevents the bristles adjacent to the channel from reaching or effectively cleaning the surfaces of the underlying tooth which are farthest from the toothbrush head.

#### **Summary of the Invention**

[0007] It would be desirable to have a toothbrush that would not glide along the outermost aspect of the brackets, thus giving an improved cleaning between the teeth, a traditional trouble spot and common cause of gross plaque accumulation. Accordingly, an orthodontic toothbrush without a channel, leading to improved cleaning for the average orthodontic patient would be advantageous. One such solution is to have depressed receptacles or "wells" configured an average inter-brace distance apart and designed to fit over one or more

braces at a time. Wells would, by their nature, allow the braces to seat deeper into the bristle area than with brushes having channels. It would also be desirable to have clusters of taller bristles that angled inward toward the median longitudinal plane to allow more efficient cleaning under the tie-wings of the braces, which is another brushing trouble spot for orthodontic patients. In addition, a brush that is wider in the occluso-gingival dimension, in combination with the more precise fit of the braces into the wells, could guide the brush's median longitudinal plane to naturally guide the brush head over the row of brackets, guiding the brush to reach more gingivally with less conscientious compliance required by the brusher, reducing the occurrence of decalcification and gingivitis in orthodontic patients. The wells would function as a guide to keep the longitudinal axis of the head over the line of braces, where the wider occluso-gingival dimension will clean the gumline more thoroughly and efficiently.

[0008] In a first aspect, the present invention comprises an orthodontic toothbrush for cleaning teeth and any orthodontic appliances positioned thereon, comprising: a handle and a head member disposed on or integrally formed with the handle; said toothbrush head having a planar surface and a median plane; a first plurality of bristles extending perpendicular from the planar surface, said first plurality of bristles having a plurality of lengths; a second plurality of bristles extending from the planar surface and inclined towards the median plane; and said first and second plurality of bristles disposed to define at least one well.

[0009] In accordance with another aspect of the orthodontic toothbrush, the bristles are in a plurality of tufts.

[0010] In a further aspect, the at least one well is comprised of relatively shorter bristles bounded circumferentially by relatively longer bristles.

[0011] In yet a further aspect of the orthodontic toothbrush, the at least one well comprises one well.

[0012] In an additional aspect of the orthodontic toothbrush, the at least one well comprises a plurality of wells.

[0013] In three different aspects of the orthodontic toothbrush, the plurality of wells comprises two wells, three wells, or four wells.

[0014] In yet a further aspect of the orthodontic toothbrush, a distance between the center of adjacent wells is an inter-bracket distance of 8-12 millimeters. In another aspect of the orthodontic toothbrush, the inter-bracket distance is 8 millimeters. In a further aspect of the orthodontic toothbrush, the inter-bracket distance is 11 millimeters. In yet a further aspect of the orthodontic toothbrush, the inter-bracket distance is 12 millimeters.

[0015] In a further aspect of the orthodontic toothbrush, the first plurality of bristles comprise a third plurality of bristles not greater than 6 millimeters long, a fourth plurality of bristles 6 to 8 millimeters long, and a fifth plurality of bristles not less than 8 millimeters long. In yet a further aspect of the orthodontic toothbrush, the third plurality of bristles are less than 6 millimeters long, the fourth plurality of bristles are 6 to 8 millimeters long, and the fifth plurality of bristles are greater than 8 millimeters long. In an additional aspect of the orthodontic toothbrush, the third plurality of bristles average 5 millimeters long, the fourth plurality of bristles average 7 millimeters long, and the fifth plurality of bristles average 9 millimeters long.

[0016] In a further aspect of the orthodontic toothbrush, the second plurality of bristles are in tufts attached in rows parallel to the median plane.

[0017] In an additional aspect of the orthodontic toothbrush, the first plurality of bristles farthest from the median plane are composed of tufts of bristles of relatively longer length.

[0018] In another aspect of the orthodontic toothbrush, the first plurality of bristles includes a sixth plurality of bristles of an intermediate length along a first transverse plane at a proximal

end of the head nearest the handle, and a seventh plurality of bristles of the intermediate length along a second transverse plane at the distal end of the head.

[0019] In yet another aspect of the orthodontic toothbrush, the first plurality of bristles includes a row of bristles in tufts along a transverse plane about midway between the proximal and distal ends

[0020] In an additional aspect, the length of the brush head member may be approximately 125%-225% its width. The relatively wider than usual orthodontic toothbrush head allows for placement of more bristles in more strategic locations and more inward angled bristles, leading to improved cleaning along the gumline and the surrounding areas of the braces respectively. The handle of the orthodontic toothbrush has either a gripping texture or attached gripping materials, while the handle is preferably made by injection molding. The brush head member is preferably angled from the handle to improve the comfort of the act of brushing.

[0021] These and other advantages of the invention will be appreciated by reference to the detailed description of the preferred embodiment(s) that follow.

#### **BRIEF DESCRIPTION OF THE DRAWINGS**

[0022] For the present disclosure to be easily understood and readily practiced, the present disclosure will now be described for purposes of illustration and not limitation in connection with the following figures, wherein:

[0023] **FIG. 1** is a side elevational view of a first aspect of the orthodontic toothbrush having one well;

[0024] **FIG. 2** is a top view of the orthodontic toothbrush of **FIG. 1** having one well;

[0025] FIG. 3 is a front view of the orthodontic toothbrush of FIG. 1, FIG. 4, FIG. 6, and FIG. 8 utilizing perpendicular bristles of various lengths and bristles inclined towards the median plane and illustrating the planar surface of the toothbrush head;

[0026] FIG. 4 is a side elevational view of a second aspect of the orthodontic toothbrush having two wells, illustrating a toothbrush head at an angle relative to the toothbrush handle;

[0027] FIG. 5 is a top view of the orthodontic toothbrush of FIG. 4 having two wells defined by perpendicular bristles of various lengths and bristles inclined towards the median plane;

[0028] FIG. 6 is a side elevational view of a third aspect of the orthodontic toothbrush having three wells defined by perpendicular bristles of various lengths and bristles inclined towards the median plane;

[0029] FIG. 7 is a top view of the orthodontic toothbrush of FIG. 6 having three wells defined by perpendicular bristles of various lengths and bristles inclined towards the median plane;

[0030] FIG. 8 is a side elevational view of a fourth aspect of the orthodontic toothbrush having four wells defined by perpendicular bristles of various lengths and bristles inclined towards the median plane; and

[0031] FIG. 9 is a top view of the orthodontic toothbrush of FIG. 8 defined by perpendicular bristles of various lengths and bristles inclined towards the median plane.

#### **DETAILED DESCRIPTION OF PREFERRED EMBODIMENT(S) OF THE INVENTION**

[0032] In the following detailed description, reference is made to the accompanying examples and figures that form a part hereof, and in which is shown, by way of illustration, specific embodiments in which the inventive subject matter may be practiced. These embodiments are described in sufficient detail to enable those skilled in the art to practice

them, and it is to be understood that other embodiments may be utilized and that structural or logical changes may be made without departing from the scope of the inventive subject matter. Such embodiments of the inventive subject matter may be referred to, individually and/or collectively, herein by the term "invention" merely for convenience and without intending to voluntarily limit the scope of this application to any single invention or inventive concept if more than one is in fact disclosed. The following description is, therefore, not to be taken in a limited sense, and the scope of the inventive subject matter is defined by the appended claims and their equivalents.

[0033] FIGS. 1-3 illustrate a first orthodontic toothbrush 8 according to the present invention. In FIG. 1, an elongated handle 10 is attached at one end to an end of an elongated head member 12. The head member 12 has a generally planar top surface 14, a proximal end 16, a distal end 18. The head member 12 has bristles 26 of various lengths embedded therein. In preferred embodiments, the toothbrush 8 incorporates gripping material 40. In some preferred embodiments, the toothbrush head member 12 may be disposed on the toothbrush handle 10 at an angle 42.

[0034] FIG. 2 illustrates the toothbrush head member 12 has a median longitudinal plane at centerline 20 dividing the top surface 14. The toothbrush head member 12 has a width 44 and a length 46 and a single well 22 formed by bristles 26. Well 22, as exemplified in FIG. 2, the bristles 26 comprises shorter bristles 28 nearest a well center 34, then farther from the well center 34 are medium length bristles 30 and farther from the well center 34 are taller bristles 32. A plurality of bristles 48 leans towards the median longitudinal plane 20. Preferably, a plurality of medium-length bristles 30 are disposed at the proximal end 16 and at the distal end 18 of the head member 12.



[0035] FIG. 3 illustrates the head member 12 having a planar top surface 14 having embedded perpendicular bristles 26 and bristles 48 at an angle inclined towards the median plane 20. In preferred embodiments, bristles 26 are arranged in tufts.

[0036] Another preferred embodiment of the orthodontic toothbrush 8, as shown in FIGs. 3-5, comprises two wells 22 formed by bristles 26 of varying lengths. As shown in FIG. 4, the head member 12 has a generally planar top surface 14, a proximal end 16, a distal end 18. An elongated handle 10 is attached to proximal end 16 of elongated head member 12. The head member 12 has bristles 26 of various lengths embedded therein. In preferred embodiments, the toothbrush 8 incorporates gripping material 40. In some preferred embodiments, the toothbrush head member 12 may be disposed on the toothbrush handle 10 at an angle 42.

[0037] FIG. 5 illustrates the toothbrush head member 12 has a median longitudinal plane at a centerline 20 dividing the top surface 14. Each of the two wells 22, as shown in FIG. 5, comprises shorter bristles 28 nearest the well centers 34, then farther from the well centers 34 are medium length bristles 30 and farther yet from the well centers 34 are disposed taller bristles 32. A plurality of bristles 48 leans towards the median longitudinal plane 20. In preferred embodiments, the distance between the two well centers 34 is the average distance 36 between orthodontic brackets or braces (not shown). In some preferred embodiments, a plurality of medium-length bristles 30 are disposed at the proximal end 16 and at the distal end 18 of the head member 12. FIG. 3 illustrates the head member 12 of this preferred embodiment has a planar top surface 14 having embedded perpendicular bristles 26 and bristles 26 at an angle inclined towards the median plane 20. In preferred embodiments, bristles 48 are arranged in tufts.

[0038] Another preferred embodiment of the orthodontic toothbrush 8 has three wells 22 formed by bristles 26 of varying lengths in as shown in FIGs. 3, 6 and 7. As shown in FIG. 6, an elongated handle 10 is attached to proximal end 16 of elongated head member 12. The

head member 12 has a generally planar top surface 14, a proximal end 16, and a distal end 18. The head member 12 has bristles 26 of various lengths embedded therein. Preferably, handle 10 incorporates gripping material 40. In some preferred embodiments, the toothbrush head member 12 may be disposed on the toothbrush handle 10 at an angle 42.

[0039] FIG. 7 illustrates the toothbrush head member 12 has a median longitudinal plane at a centerline 20 dividing the top surface 14. Each of the three wells 22, as shown in FIG. 7, comprises shorter bristles 28 nearest the well centers 34, then farther from the well centers 34 are disposed medium length bristles 30 and farther yet from well centers are disposed taller bristles 32. A plurality of bristles 48 lean towards the median longitudinal plane 20. In preferred embodiments, the distance between the two well centers 34 is the average distance 36 between orthodontic brackets or braces (not shown). In some preferred embodiments, a plurality of medium-length bristles 30 are disposed at the proximal end 16 and at the distal end 18 of the head member 12. FIG. 3 illustrates the head member 12 of this preferred embodiment has a planar top surface 14 having embedded perpendicular bristles 26 and bristles 48 at an angle inclined towards the median plane 20. In preferred embodiments, bristles 26 are arranged in tufts.

[0040] Still another aspect of the orthodontic toothbrush 8 has four wells 22 formed by bristles 26 of varying lengths in as shown in FIGS. 3, 8 and 9. As shown in FIG. 8, an elongated handle 10 is attached to proximal end 16 of elongated head member 12. The head member 12 has a generally planar top surface 14, a proximal end 16, a distal end 18. The head member 12 has bristles 26 of various lengths embedded therein. In preferred embodiments, the handle 10 incorporates gripping material 40. In some preferred embodiments, the toothbrush head member 12 may be disposed on the toothbrush handle 10 at an angle 42.

[0041] FIG. 9 illustrates the toothbrush head member 12 has a median longitudinal plane at a centerline 20 dividing the top surface 14. Each of the four wells 22, as shown in FIG. 9, comprises shorter bristles 28 nearest the well centers 34, then farther from the well centers 34 are medium length bristles 30 and farther yet from the wall centers 34 are disposed taller bristles 32. A plurality of bristles 48 lean towards the median longitudinal plane 20. In preferred embodiments, the distance between the two well centers 34 is the average distance 36 between orthodontic brackets or braces (not shown). In some preferred embodiments, a plurality of medium-length bristles 30 are disposed at the proximal end 16 and at the distal end 18 of the head member 12. FIG. 3 illustrates the head member 12 having a planar top surface 14 having embedded perpendicular bristles 26 and bristles 26 at an angle inclined towards the median plane 20. In preferred embodiments, bristles 26 are arranged in tufts.

[0042] Bristles of varying lengths, stock, stiffness, material composition, and thickness are all within the scope of the present invention. The bristles 26 are, optionally, may preferably be disposed in a pattern of individual bristles, a plurality bristles bunched together as tufts, or a bristle bar arrangement. Tufts may be preferably round or elongated or oval-shaped.

[0043] Preferably, the plurality of taller length bristles 32 are in one or more longitudinal rows and adjacent to the wells 22. More preferably, at least one longitudinal row of taller length bristles 32 are perpendicular to the top planar surface 14, while at least one longitudinal row of bristles 26 is slanting or inclined towards the median longitudinal plane 20. Preferably, the longitudinal row of bristles 26 slanting towards the median plane 20 are medium length bristles 30. In other preferred embodiments, the longitudinal row of bristles 26 slanting towards the median plane 20 are taller length bristles 32. In other preferred embodiments, a plurality of taller length bristles 32 is perpendicular to the top planar surface 14 and positioned on the transverse plane 38 between adjacent wells 22.

[0044] In some preferred embodiments, the lengths of bristles **26** of shorter-length bristles **28** average not more than 6 millimeters long, the average length of medium-length bristles **30** is 6 to 8 millimeters long, and taller length bristles **32** average at least 8 millimeters long. In more preferred embodiments shorter-length bristles **28** average less than 6 millimeters long, the average length of medium-length bristles **30** is 6 to 8 millimeters long, and the taller bristles **32** average greater than 8 millimeters long. In still more preferred embodiments, the average length of shorter-length bristles **28** is about 5 millimeters, the average length of medium-length bristles **30** is about 7 millimeters, and the average length of taller bristles **32** is about 9 millimeters.

[0045] The head member **12** is preferably a rounded rectangular shape or more preferably an elongated oval. Preferably, the length **46** of the head member **12** is about 125%-225% of the width **44** of the head member **12**. The width **44** of the head member **12** may be any practical width. Preferably the width **44** is about 16 millimeters. In some embodiments, the orthodontic toothbrush **8** has one well **22** and the head member **12** is about 20 millimeters long. In another preferred embodiment, the orthodontic toothbrush has two wells **22** and the head member length **46** is about 30 millimeters. In still another preferred embodiment, the orthodontic toothbrush has three wells **22** and the head member length **46** is about 36 millimeters. In yet another preferred embodiment, the orthodontic toothbrush has four wells **22** and the head member length **46** is about 38 millimeters.

[0046] As illustrated in FIG. 4, the handle **10** of the orthodontic toothbrush **8** is preferably selected from a group consisting of handles having gripping material **40** attached thereto, and handles **10** having gripping texture. The head member **12** may preferably be angled or offset relative to the handle **10**, more preferably the angle **42** between head member **12** and handle **10** ranges between zero to thirty-five degrees.

[0047] Orthodontic toothbrushes 8 according to the instant invention may be manufactured by any one of several technologies currently available. The handle 10 and head member 12 may be injection molded, in a single or multistep process. While certain of the bristles 26 may be attached by staples, the bristle bars, tufts and other densely packed bristles may be attached using staple-free technology such as fusion, thermoforming, or injection molding.

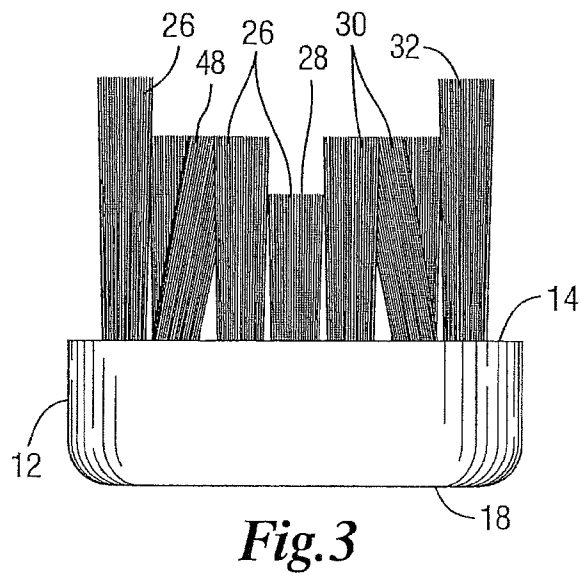
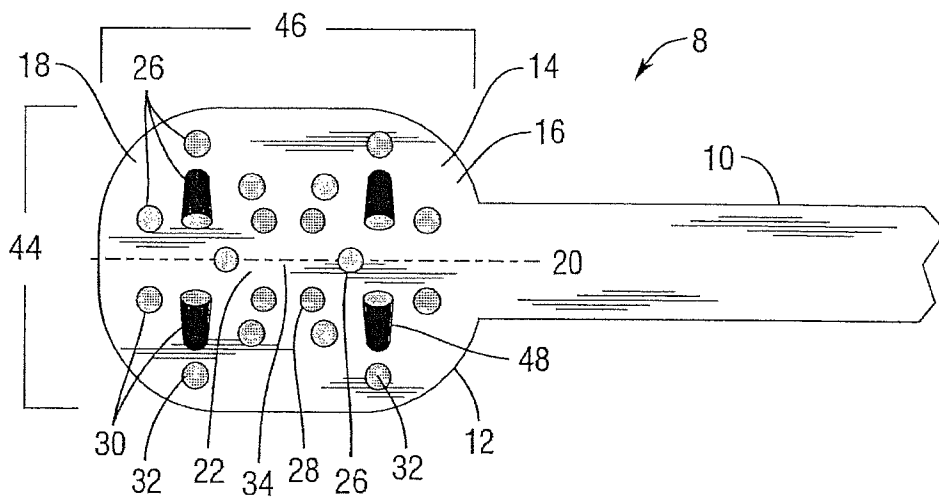
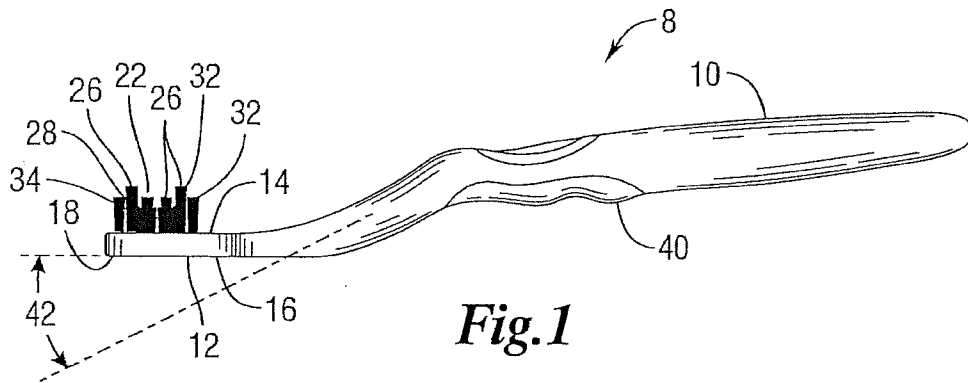
[0048] When used, the well 22 of the orthodontic toothbrush 8 accommodates an orthodontic bracket or brace wherein the shortest bristles 28 in the well 22 clean the archwire and face of the orthodontic bracket and the relatively longer or slanting bristles clean the sides and rear of brackets and the teeth. The angled clusters of taller bristles 32 will contact the occlusal and gingival surfaces of the teeth and clean under the tie-wings of the braces. The head member 12, in combination with the wells 22, guides the brush 8 to reach more gingivally to reduce the widespread problem of gingivitis in less-compliant orthodontic patients. Further, the brush 8 can be turned 90 degrees in the palm of the hand so that the parallel clusters of taller bristles 32 can be threaded interdentally under the orthodontic archwire to clean in between the teeth. This is advantageous as a separate instrument is usually required to complete this task.

[0049] In the foregoing Detailed Description, various features are grouped together in a single embodiment to streamline the disclosure. This method of disclosure is not to be interpreted as reflecting an intention that the claimed embodiments of the invention require more features than are expressly recited in each claim. Rather, as the following claims reflect, inventive subject matter lies in less than all features of a single disclosed embodiment. Thus, the following claims are hereby incorporated into the Detailed Description, with each claim standing on its own as a separate embodiment.

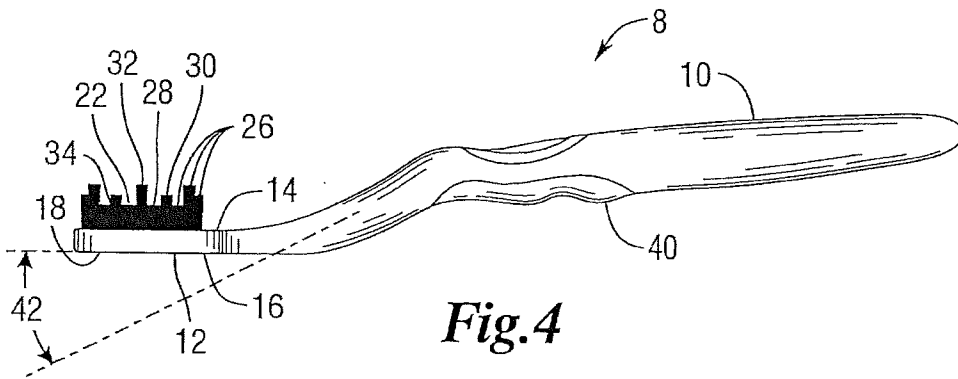
## CLAIMS

1. An orthodontic toothbrush for cleaning teeth and any orthodontic appliances positioned thereon, comprising:
  - a handle and a head disposed on or integrally formed with the handle;
  - the head having a planar surface and a median plane;
  - a first plurality of bristles extending perpendicularly from the planar surface, the first plurality of bristles having a plurality of lengths;
  - a second plurality of bristles extending from the planar surface and inclined towards the median plane; wherein the first and second plurality of bristles define at least one well.
2. The orthodontic toothbrush of claim 1 wherein at least some of the bristles are in a plurality of tufts.
3. The orthodontic toothbrush of claim 1 wherein the at least one well comprises relatively shorter bristles bounded by relatively longer bristles.
4. The orthodontic toothbrush of claim 1 wherein the at least one well comprises relatively shorter bristles bounded circumferentially by relatively longer bristles.
5. The orthodontic toothbrush of claim 1 wherein the at least one well comprises one well.
6. The orthodontic toothbrush of claim 1 wherein the at least one well comprises a plurality of wells.
7. The orthodontic toothbrush of claim 6 wherein the plurality of wells comprises two wells.
8. The orthodontic toothbrush of claim 6 wherein the plurality of wells comprises three wells.
9. The orthodontic toothbrush of claim 6 wherein the plurality of wells comprises four wells.
10. The orthodontic toothbrush of claim 6 wherein a distance between respective centers of adjacent wells is from about 8 millimeters to about 12 millimeters.
11. The orthodontic toothbrush of claim 6 wherein the distance is about 8 millimeters.

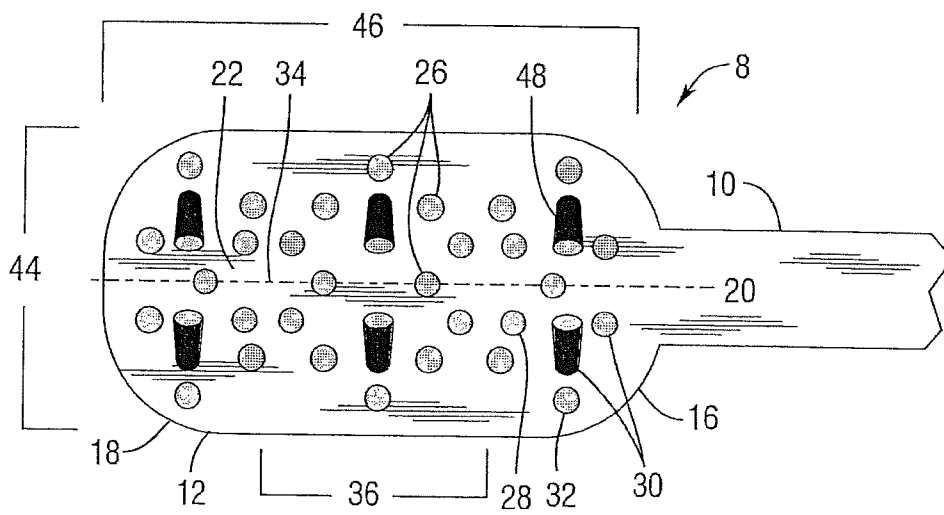
12. The orthodontic toothbrush of claim 6 wherein the distance is about 11 millimeters.
13. The orthodontic toothbrush of claim 6 wherein the distance is about 12 millimeters.
14. The orthodontic toothbrush of claim 1 wherein the first plurality of bristles comprise a third plurality of bristles not greater than 6 millimeters long, a fourth plurality of bristles 6 to 8 millimeters long, and a fifth plurality of bristles not less than 8 millimeters long.
15. The orthodontic toothbrush of claim 14 wherein the third plurality of bristles are less than 6 millimeters long, the fourth plurality of bristles are 6 to 8 millimeters long, and the fifth plurality of bristles are greater than 8 millimeters long.
16. The orthodontic toothbrush of claim 14 wherein the third plurality of bristles average 5 millimeters long, the fourth plurality of bristles average 7 millimeters long, and the fifth plurality of bristles average 9 millimeters long.
17. The orthodontic toothbrush of claim 14 wherein the second plurality of bristles comprises tufts of bristles disposed in one or more rows parallel to the median plane.
18. The orthodontic toothbrush of claim 17 wherein the fifth plurality of bristles comprises tufts of bristles disposed farthest from the median plane.
19. The orthodontic toothbrush of claim 18 wherein the first plurality of bristles includes a sixth plurality of bristles of an intermediate length along a first transverse plane at a proximal end of the head nearest the handle, and a seventh plurality of bristles of the intermediate length along a second transverse plane at the distal end of the head.
20. The orthodontic toothbrush of claim 19 wherein the first plurality of bristles includes a row of bristles in tufts along a transverse plane about midway between the proximal and distal ends.







*Fig. 4*



*Fig. 5*

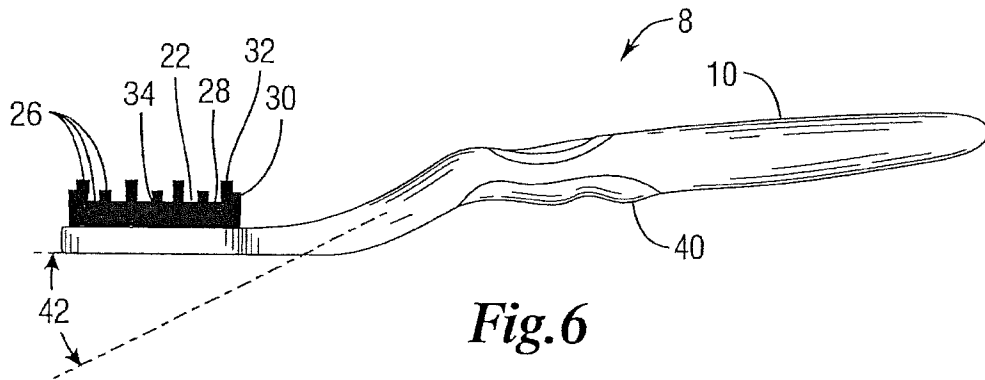


Fig. 6

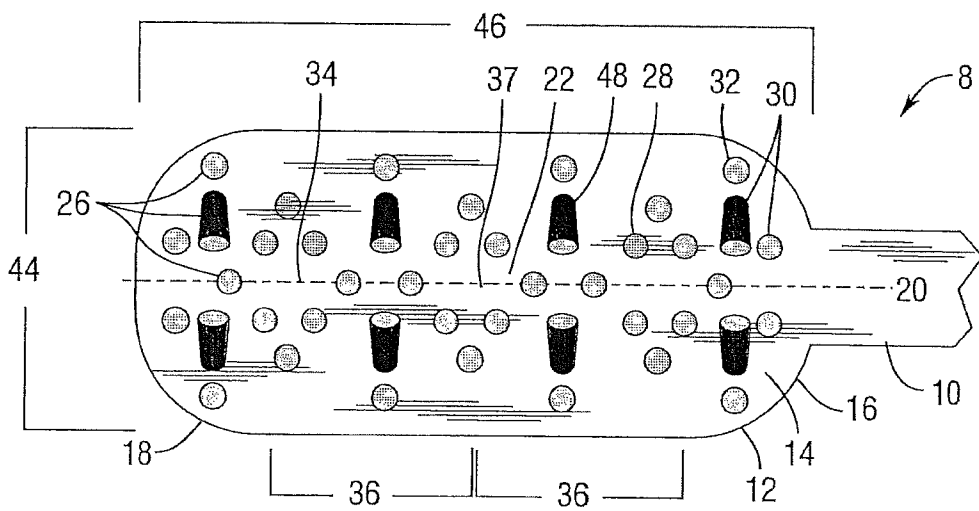
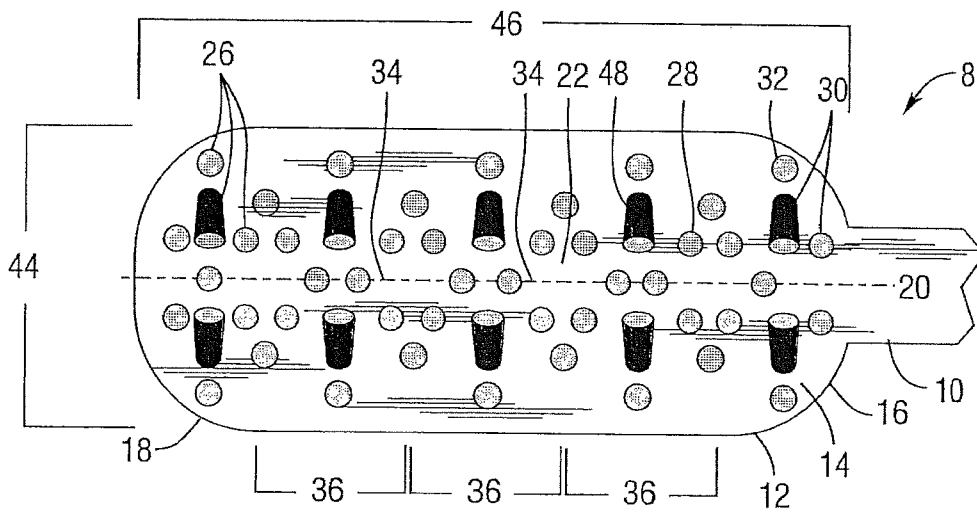
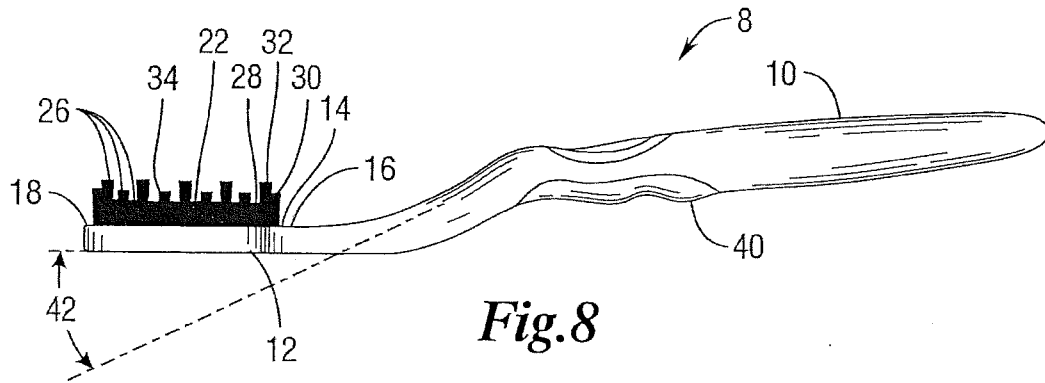


Fig. 7



INTERNATIONAL SEARCH REPORT

International application No  
PCT/US2012/043496

A. CLASSIFICATION OF SUBJECT MATTER  
INV. A46B5/00 A46B9/04 A46B9/02  
ADD.  
According to International Patent Classification (IPC) or to both national classification and IPC

B. FIELDS SEARCHED  
Minimum documentation searched (classification system followed by classification symbols)  
A46B

Documentation searched other than minimum documentation to the extent that such documents are included in the fields searched

Electronic data base consulted during the international search (name of data base and, where practicable, search terms used)  
EPO-Internal, WPI Data

C. DOCUMENTS CONSIDERED TO BE RELEVANT

Category*	Citation of document, with indication, where appropriate, of the relevant passages	Relevant to claim No.
X	US 3 722 020 A (HILLS J) 27 March 1973 (1973-03-27)	1-3,5
Y	figure 5	14-20
X	US 3 229 318 A (CLEMENS GEORGE S) 18 January 1966 (1966-01-18) column 4, line 72 - column 6, line 45; figures 5, 6 column 1, lines 7-25 column 2, lines 65-68	1-3,5
Y	EP 0 221 000 A1 (NICOLAS YVON MARCEL) 6 May 1987 (1987-05-06) claims; figures	1-20
Y	US 5 201 092 A (COLSON EDWARD L [US]) 13 April 1993 (1993-04-13) figures	1-20
	----- -/--	

Further documents are listed in the continuation of Box C.

See patent family annex.

\* Special categories of cited documents :

- "A" document defining the general state of the art which is not considered to be of particular relevance
- "E" earlier application or patent but published on or after the international filing date
- "L" document which may throw doubts on priority claim(s) or which is cited to establish the publication date of another citation or other special reason (as specified)
- "O" document referring to an oral disclosure, use, exhibition or other means
- "P" document published prior to the international filing date but later than the priority date claimed

- "T" later document published after the international filing date or priority date and not in conflict with the application but cited to understand the principle or theory underlying the invention
- "X" document of particular relevance; the claimed invention cannot be considered novel or cannot be considered to involve an inventive step when the document is taken alone
- "Y" document of particular relevance; the claimed invention cannot be considered to involve an inventive step when the document is combined with one or more other such documents, such combination being obvious to a person skilled in the art
- "&" document member of the same patent family

Date of the actual completion of the international search  14 November 2012	Date of mailing of the international search report  29/11/2012
Name and mailing address of the ISA/ European Patent Office, P.B. 5818 Patentlaan 2 NL - 2280 HV Rijswijk Tel. (+31-70) 340-2040, Fax: (+31-70) 340-3016	Authorized officer  Fouquet, Michèle

## INTERNATIONAL SEARCH REPORT

International application No  
PCT/US2012/043496

C(Continuation). DOCUMENTS CONSIDERED TO BE RELEVANT		
Category*	Citation of document, with indication, where appropriate, of the relevant passages	Relevant to claim No.
A	US 2010/306941 A1 (ERSKINE-SMITH CRAIG MATHEW [AU] ET AL) 9 December 2010 (2010-12-09) figures	1-20
A	----- US 5 335 389 A (CURTIS JOHN P [US] ET AL) 9 August 1994 (1994-08-09) figures -----	1-20

# INTERNATIONAL SEARCH REPORT

Information on patent family members

International application No PCT/US2012/043496
---

Patent document cited in search report	Publication date	Publication date	Patent family member(s)	Publication date
US 3722020	A	27-03-1973	NONE	
-----				
US 3229318	A	18-01-1966	GB 1098933 A	10-01-1968
			US 3229318 A	18-01-1966
-----				
EP 0221000	A1	06-05-1987	DE 3665253 D1	05-10-1989
			EP 0221000 A1	06-05-1987
			FR 2587603 A1	27-03-1987
			US 4706322 A	17-11-1987
-----				
US 5201092	A	13-04-1993	AU 3389493 A	15-09-1994
			CA 2086460 A1	01-07-1994
			EP 0605747 A1	13-07-1994
			US 5201092 A	13-04-1993
-----				
US 2010306941	A1	09-12-2010	NONE	
-----				
US 5335389	A	09-08-1994	CZ 282433 B6	16-07-1997
			US 5335389 A	09-08-1994
			ZA 9102319 A	25-11-1992
			ZM 1291 A1	31-10-1991
-----				