



US00D347312S

# United States Patent [19]

[11] Patent Number: **Des. 347,312**

**Spiece**

[45] Date of Patent: **\*\* May 31, 1994**

[54] **GLOVE FORM**

4,309,365 3/1989 Chen et al. .... 2/168

[75] Inventor: **Walter L. Spiece, New Berlin, Wis.**

*Primary Examiner*—B. J. Bullock

[73] Assignee: **Allen-Edmonds Shoe Corporation, Port Washington, Wis.**

*Assistant Examiner*—Paula Mortimer

*Attorney, Agent, or Firm*—Andrus, Scales, Starke & Sawall

[\*\*] Term: **14 Years**

[57] **CLAIM**

[21] Appl. No.: **954,486**

The ornamental design for a glove form, as shown and described.

[22] Filed: **Sep. 30, 1992**

[52] U.S. Cl. .... **D2/623**

[58] Field of Search ..... 2/158, 159, 160, 163, 2/168, 169; D2/610, 616, 617, 623


**DESCRIPTION**

[56] **References Cited**

**U.S. PATENT DOCUMENTS**

|           |        |           |       |         |
|-----------|--------|-----------|-------|---------|
| 4,047,251 | 9/1977 | Stockum   | ..... | 2/163 X |
| 4,135,867 | 1/1979 | Stockum   | ..... | 2/168 X |
| 4,218,778 | 8/1980 | Stansbury | ..... | 2/168 X |

FIG. 1 is a perspective view of a glove form showing my new design;  
 FIG. 2 is a top plan view thereof, the bottom plan view being identical;  
 FIG. 3 is a side elevational view thereof, the opposite side being identical;  
 FIG. 4 is a top end elevational view thereof; and,  
 FIG. 5 is a bottom end elevation view thereof.






FIG. 1.

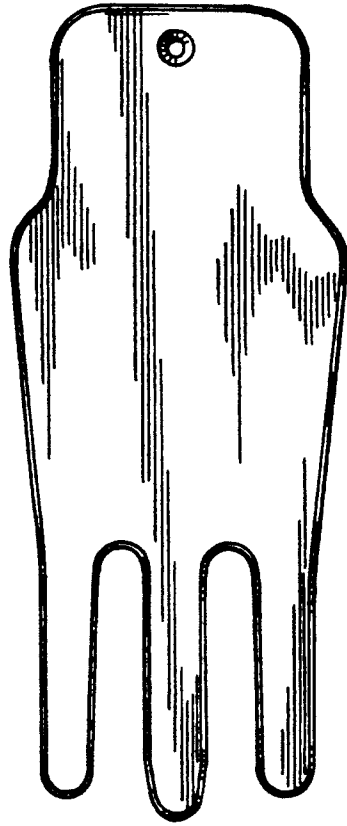


FIG. 2.



FIG. 3.




FIG. 4.



FIG. 5.