

No. 720,656.

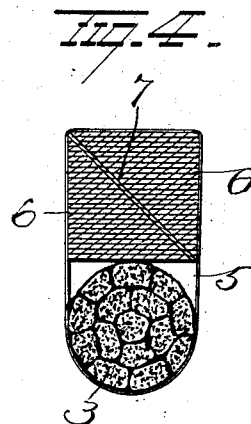
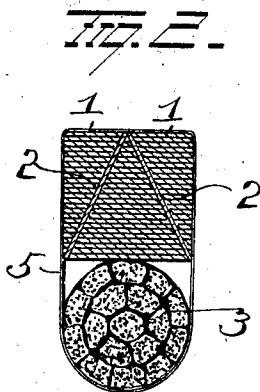
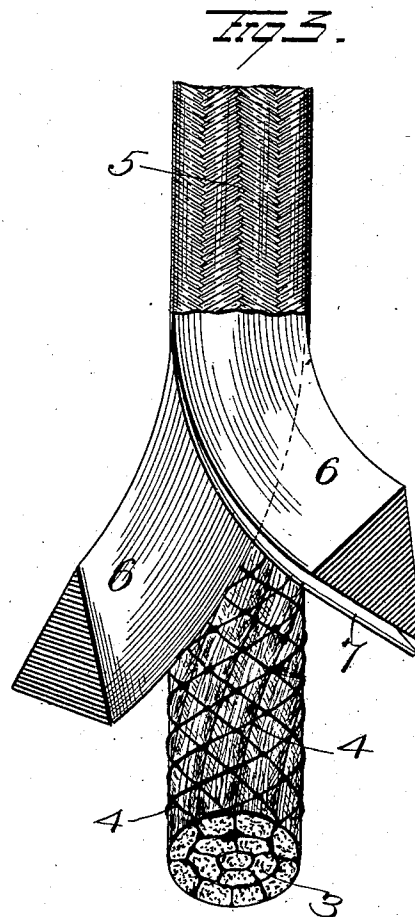
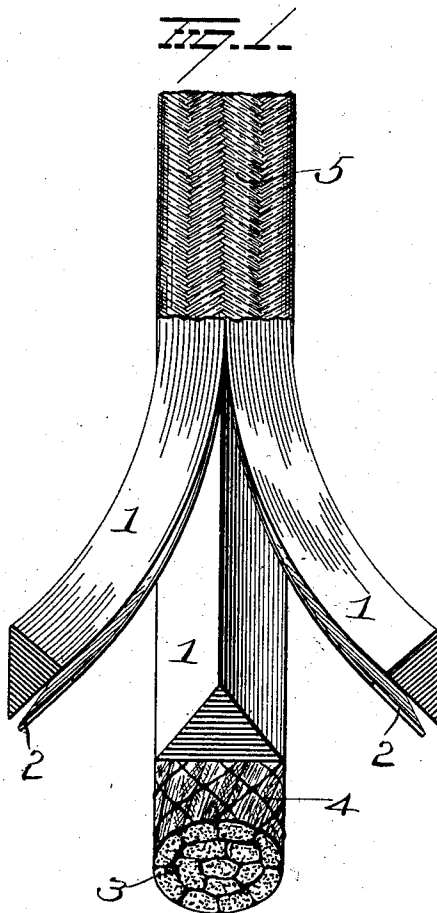
PATENTED FEB. 17, 1903.

M. B. BARKLEY & C. B. JENKINS.

PACKING.

APPLICATION FILED OCT. 30, 1902.

NO MODEL.



WITNESSES  
*E. Nottingham*  
*G. F. Downing*

INVENTORS  
*M. B. Barkley*  
*C. B. Jenkins*  
*By H. A. Seymour* Attorney

# UNITED STATES PATENT OFFICE.

MATTHEW B. BARKLEY AND CLAUDIUS B. JENKINS, OF CHARLESTON,  
SOUTH CAROLINA.

## PACKING.

SPECIFICATION forming part of Letters Patent No. 720,656, dated February 17, 1903.

Application filed October 30, 1902. Serial No. 129,448. (No model.)

*To all whom it may concern:*

Be it known that we, MATTHEW B. BARKLEY and CLAUDIUS B. JENKINS, residents of Charleston, in the county of Charleston and State of South Carolina, have invented certain new and useful Improvements in Packing; and we do hereby declare the following to be a full, clear, and exact description of the invention, such as will enable others skilled in the art to which it appertains to make and use the same.

Our invention relates to an improvement in packing for piston-rods, and more particularly to those that employ both metal and fibrous material in their construction, the object being to provide a packing which will compensate for wear and afford a protection to its fibers from being separated under pressure.

A further object is to produce a packing having metallic strips upon which the compensating parts are easily adjusted, thereby reducing the friction of said adjusting parts to a minimum, and, further, to produce a packing having loosely-woven fibrous material so constructed and arranged that the said loose fiber will be properly held together by a covering or network, preferably of a soft metallic wire, since its life will add to the life of the packing by its own resistance to wear and by reason of its protection to the fiber, preventing it from being blown or forced out under pressure.

With these objects in view the invention consists in certain novel features of construction and combinations and arrangements of parts, as will be more fully hereinafter described, and pointed out in the claims.

In the accompanying drawings, Figure 1 is a view illustrating our improvements. Fig. 2 is an end view of this form of packing, and Figs. 3 and 4 are views illustrating a modification.

In Figs. 1 and 2 of the drawings our improvements are shown as comprising a packing composed of two sections, one section being composed of three wedges 1 of fine woven cotton duck and two soft-metal strips 2, the other section of loosely-spun asbestos or other

fiber 3, covered by a network of wire 4, the two sections being braided together with cotton yarn 5, which holds the sections together in their proper shape.

In Figs. 3 and 4 of the drawings our improvements are shown as comprising in general a packing composed of two sections, one section being composed of two wedges 6 of fine woven cotton duck and one soft-metal strip 7, the other section of loosely-spun asbestos or other fiber 3, covered with a network of wire 4, the two sections being braided together with cotton yarn 5, as in the other form of packing.

The cylindrical section 3 of the packing is inclosed within a wire covering, which permits of the employment of loosely-woven fiber, as the wire covering retains it in place and prevents it from being forced so tightly against the outer sides of the wedges as to prevent their free lateral movement. The force transmitted through the cylindrical section 3 is mainly transmitted to the central portion of the wedge-section, and thus insures the ready lateral adjustment of the latter. The form of packing illustrated in Figs. 1 and 2 is preferred, because it provides a sharp wedge acting between two other wedges, separated from the middle wedge by smooth soft-metal strips, which insures a free vertical movement to the middle wedge and easy lateral adjustment of the side wedges.

Various other changes might be made in the general form and arrangement of parts described without departing from our invention, and hence we do not confine ourselves to the precise details set forth, but consider ourselves at liberty to make such slight changes and alterations as fairly fall within the spirit and scope of our invention.

Having fully described our invention, what we claim as new, and desire to secure by Letters Patent, is—

1. In a packing, the combination with adjustable wedges of woven material, of a cylindrical section of fiber, and a covering inclosing the wedges and cylindrical section, substantially as set forth.

2. In a packing, the combination with ad-

justable wedges of woven material, of a cylindrical section of fiber, a wire-netting inclosing said cylindrical section, and a covering inclosing the wedges and cylindrical section, substantially as set forth.

5 3. In a packing, the combination with adjustable wedges composed of closely-woven duck, of a cylindrical section of fiber, a wire-netting inclosing the latter, and a covering  
10 inclosing the wedges and cylindrical section, substantially as set forth.

4. In a packing, the combination with adjustable wedges of closely-woven material, and a strip of soft metal interposed between  
15 said wedges, of a cylindrical section of fiber, a wire-netting inclosing the latter, and a cov-

ering inclosing the wedges and cylindrical section, substantially as set forth.

5. A packing consisting of three sharp wedges of woven material and strips of soft metal interposed between them, of a section of fiber, a wire-netting inclosing the latter, and a covering inclosing the several sections, substantially as set forth.

In testimony whereof we have signed this specification in the presence of two subscribing witnesses.

MATTHEW B. BARKLEY.  
CLAUDIUS B. JENKINS.

Witnesses:

JAS. M. BLACK,  
J. G. BARKLEY.