

M. PLOTKE.  
BELT OR BUCKLE SUPPORT.  
APPLICATION FILED JUNE 24, 1911.

1,079,510.

Patented Nov. 25, 1913.

Fig. 1.

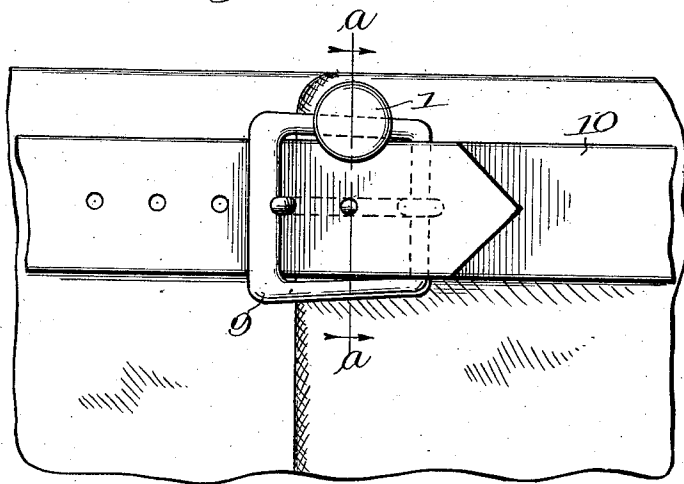


Fig. 2.

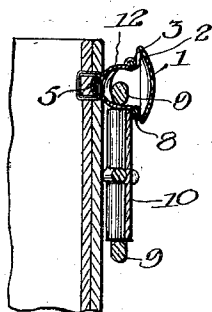


Fig. 3.

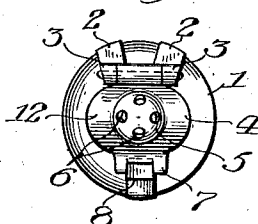


Fig. 4.

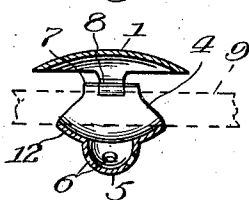
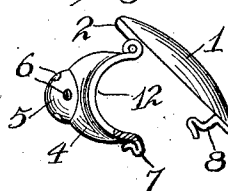


Fig. 5.



Witnesses

Ora. Wernick

Henry W. Berger

Inventor  
Max Plotke

by Daniel Webster  
Atty.

# UNITED STATES PATENT OFFICE.

MAX PLOTKE, OF CHICAGO, ILLINOIS.

BELT OR BUCKLE SUPPORT.

1,079,510.

Specification of Letters Patent.

Patented Nov. 25, 1913.

Application filed June 24, 1911. Serial No. 635,163.

*To all whom it may concern:*

Be it known that I, MAX PLOTKE, a citizen of the United States, residing at Chicago, in the county of Cook and State of Illinois, have invented a certain new and useful Improvement in Belt or Buckle Supports, of which the following is a full, clear, concise, and exact description, reference being had to the accompanying drawings, forming a part of this specification.

My invention relates to belt or buckle supports and has for its object a simple and effective means for retaining the belt or buckle in the desired position.

In one of its forms I sew or otherwise attach one member of said support to the inner flap of the trousers and pass the other member which is shaped similar to a button through a button hole on the outer flap of said trousers whence the buckle is interposed between these two members and is held in a position desired by the user.

Generally speaking my invention contemplates the use of a button shaped member which has secured to its rear face a hinged member which is provided with apertures through which the thread is passed to sew or otherwise secure same to the trousers. The lower end of this hinged member is provided with one part of a catch which engages another member which is integral with the button shaped member and forms a lock to keep said members in a closed or locked condition.

I will explain my invention more in detail by reference to the accompanying drawings, in which:

Figure 1 is a front elevation of the trousers; belt and buckle and my invention attached thereto; Fig. 2 is a section on line a-a of Fig. 1; Fig. 3 is a rear elevation; Fig. 4 is a central longitudinal section of my invention; Fig. 5 is a side elevation showing my device in an open position.

I will explain my invention with reference to the drawing in which like numerals refer to like parts. In the drawings I show a button shaped member 1 which has provided the bent over projections 2-2 at its upper periphery and forms journals 3-3. Pivotaly secured to these members 2-2 is mounted the hinged member 4 which is provided mediate its ends with an offset portion 12 to more readily accommodate the belt

buckle 9 which is interposed between the button 1 and the hinged portion 4. This hinged member 4 is further provided with a cup-shaped portion 5 having apertures 6 provided therein so as to form a means for securing my device to the trousers by means of sewing or otherwise fastening same thereto. A further purpose of this cup shaped portion 5 is to afford a housing for the thread or other means employed to secure same to the trousers, so as not to allow the belt buckle 9 of the belt 10 to engage or touch the thread and thereby prevent wear and preserve the life of same. This hinged member 4 has one part of a locking means 7 provided at its lower extremity which engages an upwardly extending lip or projection 8 on the button shaped member 1 which forms the other part of the locking means.

It will thus be seen that the belt buckle 9 is interposed between the button shaped member 1 and the hinged member 4 and by virtue of the fact that the hinged portion 4 is secured to the trousers, affords a substantial means for accomplishing the result for which my invention is designed.

While I have herein shown and described one embodiment of my invention, I do not care to limit myself to the precise construction shown and described herein as same can be modified more or less within the scope of the appended claim without departing from the spirit of my invention.

What I claim as new and desire to secure by Letters Patent is:

A belt buckle support consisting of a pair of hinged members, one of said hinged members being adapted to be attached to one part of a garment to be passed through an overlapping part of the same to serve as a button to hold said parts together, the head of the button member being grooved to accommodate a belt buckle, the other of said members consisting of a plate hinged to the head of said button member for covering the groove, and a latch for holding the cover plate in closed relation with said button member.

In witness whereof, I hereunto subscribe my name this 21st day of June, A. D., 1911.

MAX PLOTKE.

Witnesses:

HENRY W. BERGER,  
J. A. WEBSTER.