



US00D471700S

(12) **United States Design Patent**  
**Banik**

(10) **Patent No.:** **US D471,700 S**

(45) **Date of Patent:** **\*\* Mar. 18, 2003**

- (54) **FOOTWEAR UPPER**
- (75) Inventor: **Gary Banik**, Boulder, CO (US)
- (73) Assignee: **Salomon S.A.**, Metz-Tessy (FR)
- (\*\*) Term: **14 Years**
- (21) Appl. No.: **29/166,271**
- (22) Filed: **Aug. 26, 2002**

D335,570 S	5/1993	Hatfield et al.	
D336,767 S	6/1993	Hatfield et al.	
D342,145 S	12/1993	Yeh	
D344,621 S	3/1994	Pereira, Sr.	
D352,383 S	11/1994	Verin	
5,392,832 A	2/1995	Colson et al.	
5,444,926 A	8/1995	Allen et al.	
D384,491 S	10/1997	Baker et al.	
D389,295 S	1/1998	Kelchak	
5,794,359 A	8/1998	Jenkins et al.	
D401,049 S	11/1998	Greenberg	
D412,776 S	8/1999	Biedermann	
D417,946 S	12/1999	Turner	
D425,692 S	5/2000	Matis	
D450,913 S	* 11/2001	Banik et al.	D2/909
D464,479 S	* 10/2002	Banik	D2/972

**Related U.S. Application Data**

- (62) Division of application No. 29/143,288, filed on Jun. 12, 2001, now Pat. No. Des. 464,479, which is a division of application No. 29/089,153, filed on Jun. 9, 1998, now Pat. No. Des. 450,913.

(30) **Foreign Application Priority Data**

Dec. 9, 1997 (XH) ..... DM/042 312

- (51) **LOC (7) Cl.** ..... **02-99**
- (52) **U.S. Cl.** ..... **D2/969**
- (58) **Field of Search** ..... D2/896, 902, 907, D2/923, 946, 969, 972; 36/45, 50.1, 51, 77 M, 77 R, 83, 88, 113, 114, 126-130

(56) **References Cited**

**U.S. PATENT DOCUMENTS**

369,928 A	9/1887	Eisenbeis
483,246 A	9/1892	Chantler
782,445 A	2/1905	Giles
811,438 A	1/1906	Rhodes
1,491,086 A	4/1924	Dessau
D142,432 S	9/1945	Lissak et al.
D155,956 S	11/1949	Wood
D273,628 S	5/1984	Huberman et al.
D280,254 S	8/1985	Pavon

\* cited by examiner

*Primary Examiner*—Dominic Simone

(74) *Attorney, Agent, or Firm*—Greenblum & Bernstein, P.L.C.


(57) **CLAIM**

I claim the ornamental design for a footwear upper, as shown and described.

**DESCRIPTION**

FIG. 1 is a front end view of a footwear upper, showing my new design;  
 FIG. 2 is a right side view thereof;  
 FIG. 3 is a top view thereof;  
 FIG. 4 is a rear end view thereof; and,  
 FIG. 5 is a left side view thereof.  
 The broken-line showing of the sole of the footwear and the boundary line between the upper and the sole of the footwear are for illustrative purposes only and form no part of the claimed design.

**1 Claim, 2 Drawing Sheets**



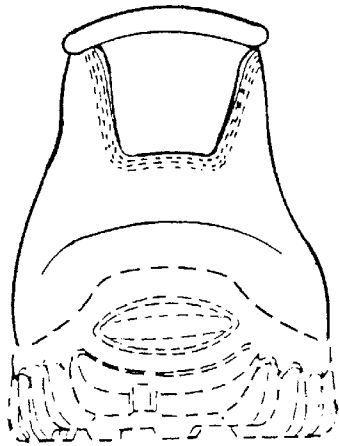


FIG. 1




FIG. 2

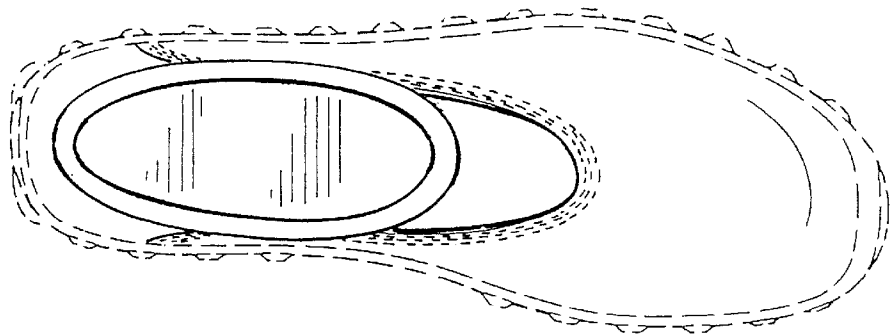


FIG. 3

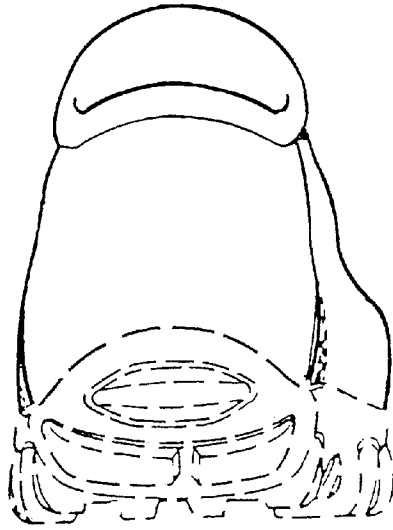


FIG. 4




FIG. 5