



US00D747409S

(12) **United States Design Patent**
Hart

(10) **Patent No.:** **US D747,409 S**

(45) **Date of Patent:** **** Jan. 12, 2016**

(54) **CODING MATRIX TOOL**

(71) Applicant: **Optum, Inc.**, Minnetonka, MN (US)

(72) Inventor: **Anita C. Hart**, White Stone, VA (US)

(73) Assignee: **OPTUM, INC.**, Minnetonka, MN (US)

(**) Term: **14 Years**

(21) Appl. No.: **29/511,172**

(22) Filed: **Dec. 8, 2014**

(51) **LOC (10) Cl.** **19-01**

(52) **U.S. Cl.**
USPC **D19/1**

(58) **Field of Classification Search**
USPC D19/1-12, 20-34; 206/449, 232, 495.5, 206/494; 40/124.01-124.15, 672, 776, 726; 229/72, 92, 92.1, 300-303, 87.06, 229/87.08, 87.14; 281/2-5, 16, 22, 51; 705/3; 283/2-3, 115, 900, 74-75, 103, 283/105-106; 428/42.3; D9/703, 707, 709, D9/713, 424, 414, 720, 418, 416; 426/106; 222/92, 107; 383/127, 106-108, 901, 383/200, 203, 207, 210; D20/10, 22, 40, D20/42, 11; D3/303, 203.1
CPC .. B42D 15/022; B42D 15/042; B42D 15/045; B42D 15/027; B42D 25/00; B42D 25/20; B42D 25/23; B42D 25/26; B42D 25/29; B42D 25/30; B42D 25/40; B42D 2033/20; B42D 2033/30; B42D 2033/02; B42D 2033/04; B42D 2033/08; B42D 2033/10; B42D 2033/16; B42D 2033/18; B42D 2033/28
See application file for complete search history.

(56) **References Cited**

U.S. PATENT DOCUMENTS

- D400,919 S 11/1998 Pickel
- D414,574 S 9/1999 Chen
- D432,570 S 10/2000 Donaldson

(Continued)

Primary Examiner — Caron D Veynar

Assistant Examiner — Abraham Bahta

(74) *Attorney, Agent, or Firm* — Dorsey & Whitney LLP

(57) **CLAIM**

The ornamental design for a coding matrix tool, as shown and described.

DESCRIPTION

A portion of the disclosure of this patent document contains material to which a claim for copyright is made. The copyright owner has no objection to the facsimile reproduction by anyone of the patent document or the patent disclosure, as it appears in the Patent and Trademark Office patent file or records, but reserves all other copyright rights whatsoever.

FIG. 1 is a first perspective view of a coding matrix tool in unfolded configuration showing my new design;

FIG. 2 is a second perspective view thereof;

FIG. 3 is an elevation view of a first matrix sheet or panel thereof;

FIG. 4 is an elevation view of a second matrix sheet or panel thereof;

FIG. 5 is an elevation view of a third matrix sheet or panel thereof;

FIG. 6 is an elevation view of a fourth matrix sheet or panel thereof;

FIG. 7 is an elevation view of a fifth matrix sheet or panel thereof;

FIG. 8 is an elevation view of a sixth matrix sheet or panel thereof;

FIG. 9 is an elevation view of a seventh matrix sheet or panel thereof;

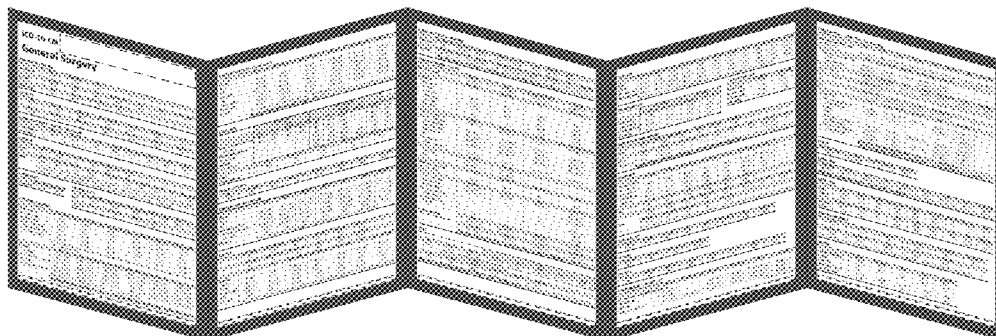
FIG. 10 is an elevation view of an eighth matrix sheet or panel thereof;

FIG. 11 is an elevation view of a ninth matrix sheet or panel thereof; and,

FIG. 12 is an elevation view of a tenth matrix sheet or panel thereof.

The broken lines in the figures represent portions of the coding matrix tool which are not part of the claimed design.

1 Claim, 12 Drawing Sheets



(56)

References Cited

U.S. PATENT DOCUMENTS

D555,724 S 11/2007 Brodie
D600,746 S 9/2009 Kudimi
D602,167 S 10/2009 Coyne, III et al.
D650,009 S 12/2011 Tetrault

D662,976 S 7/2012 Tetrault
D664,195 S 7/2012 Rosenthal et al.
D677,329 S 3/2013 Rosenthal et al.
D686,660 S 7/2013 Wang
D687,486 S * 8/2013 Worthington et al. D19/1
D719,213 S 12/2014 Hart

* cited by examiner

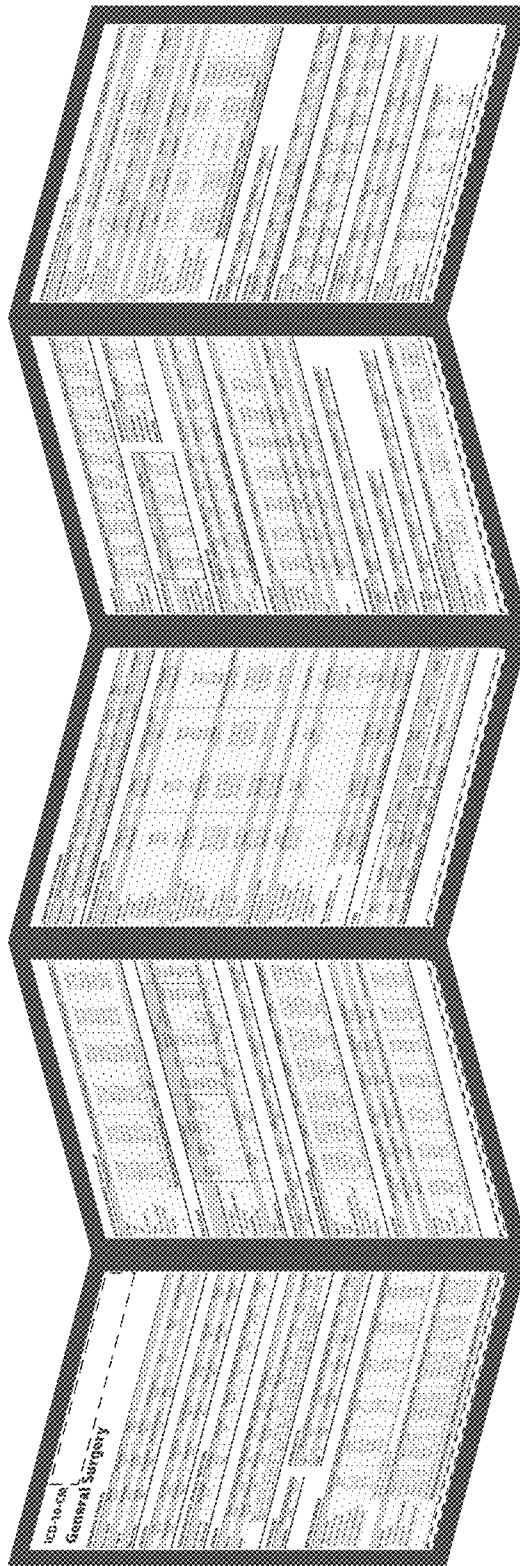


FIG. 1

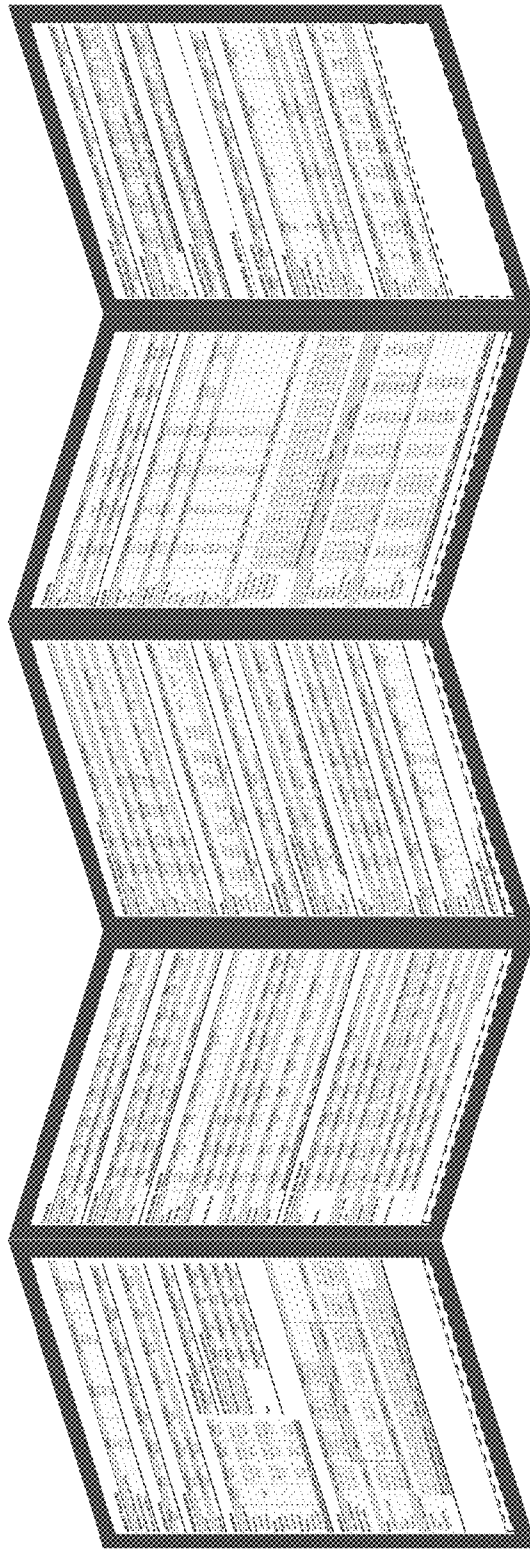


FIG. 2

ICD-10-CM

General Surgery

ABNORMAL FINDINGS

Table with columns: Abdomen, Breast, Chest, Gastrointestinal, Liver, Lung, Retroperitoneum. Rows: Abnormal sounds, Imaging, Mammogram.

ABSCESS

Table with columns: Abdominal, Breast, Cervicofacial, Perianal, Perirectal, Rectal. Rows: Abscess, Empyema.

ADHESIONS POST OP/POST INFECTION

Table with columns: Abdominal, Intestinal, Mesenteric, Ovarian, Pelvic/Genital, Peritoneal, Peritonsillar, Stomach. Rows: w/o obstruction, w/ obstruction.

ANEMIA

Table with columns: Chronic, Due to, Other. Rows: Due to, Other. Includes notes on coding for chronic kidney disease and iron deficiency anemia.

ANOMALIES

Table with columns: Gastrointestinal, Hematologic. Row: Congenital.

APPENDICITIS

Table with columns: w/ Peritonitis, w/o Peritonitis, Perforated, Ruptured, Other, Stage. Rows: Acute, Chronic, Dissecting, Recurrent, Stage, Other.

ARTERIOSCLEROSIS

Table with columns: Native vessel, Auto-arteriobypass graft, Auto-vein bypass graft, Bypass aortic bypass graft, Graft bypass graft, Stage bypass graft. Rows: Coronary artery, Extremity.

FIG. 3

ARTERIOSCLEROSIS (Continued)

Table with 7 columns: Native artery, Acute aortic bypass graft, Bicuspid aortic bypass graft, Coronary bypass graft, Other bypass graft, Deep bypass graft. Rows include Ankle, Calf, Neck/throat, Thigh, Other part of foot, Other part of leg, Unspecified.

Note: Code also the severity of any ulcer of lower limb—see ULCER, Skin, Non-pressure.
Sex character meanings as indicated: 3 right, 4 left.

CALCULUS

Table with 10 columns: Acute, Chronic, Acute on chronic, Unspecified, Acute on chronic, Chronic, Struvite, Cholelithic, Unspecified, Unspecified. Rows include Bile duct (cholecholelithiasis), Bile duct and gallbladder, Gallbladder, Urinary, w/ Hydronephrosis.

CHOLECYSTITIS

Table with 8 columns: Acute, Acute on chronic, Chronic, Emphysematous, Gangrenous, Suppurative, Pyogenic, Unspecified. Row: K51.0.

CHRONIC KIDNEY DISEASE

Table with 8 columns: Stage I, Stage II, Stage III, Stage IV, Stage V, ESRD, Unspecified. Rows include Diabetic, Hypertensive (w/ HTN), w/ heart dis w/o heart failure, w/ heart failure, CKD, stage.

Note: For codes from category I13 use an additional code to identify type of heart failure—see HEART FAILURE.

COLITIS

Table with 7 columns: Eosinophilic, Diversion (IBD/IBCC), Allergic/food, C. difficile, IBS/Radiation, Enteropathic. Rows include Ulcerative, Pseudotumor, Infectious IBD, Hemorrhagic, Ischemic, Proctitis, Proctocolitis, Other, Unspecified.

Note: For code K52.2, use add'l code to identify type of food allergy, such as peanuts (Z91.810), milk (Z91.811), eggs (Z91.812), seafood (Z91.813).

FIG. 4

DIABETES											
	Uncompl. 0th spec. compl.	w/ CKD	w/ CKD	w/ CKD	w/ Hypertn.	w/ Hypertn.	w/ Hypertn.	w/ Hypertn.	w/ Retinop.	w/ Retinop.	Non-sabor
Type I	E10.9	E10.99	E10.21	E10.39	E10.61	E10.65	E10.649	E10.21	E10.40	E10.119	E10.622
Type II	E11.9	E11.99	E11.22	E11.39	E11.621	E11.65	E11.649	E11.21	E11.40	E11.319	E11.622
d/t Drug or chem.	E08.0	E08.09	E08.22	E08.39	E08.621	E08.65	E08.649	E08.21	E08.40	E08.319	E08.622
d/t Underly. cond.	E08.9	E08.99	E08.22	E08.39	E08.621	E08.65	E08.649	E08.21	E08.40	E08.319	E08.622
Note: For category E08, code first the underlying condition. For categories E08, E09 and E11, code also any insulin use (Z79.4).											

DIVERTICULITIS					DIVERTICULOSIS		
	w/ Bleeding		w/ Bleeding		w/ Bleeding		w/ Bleeding
	w/ Perfor. or abs.	w/o Perfor. or abs.	w/ Perfor. or abs.	w/o Perfor. or abs.			
Small intestine	K57.01	K57.11	K57.01	K57.11	K57.10		K57.11
Large intestine	K57.20	K57.31	K57.21	K57.31	K57.20		K57.31
Sm & lg intestines	K57.40	K57.51	K57.41	K57.51	K57.40		K57.51
Unspecified	K57.80	K57.91	K57.81	K57.91	K57.80		K57.91

EMBOLISM/THROMBOSIS									
	Abdomen	Abdomen, saddle	Distal extrem.	Thrombotic	Other part	Unspecified			
	I74.01	I74.01	I74.09	I74.11	I74.19	I74.31			
	Artery	Vein	Artery	Vein	Artery	Vein	Artery	Vein	Unspecified
Artery	I74.1	I74.21	I74.3	I74.2	I74.5	I74.4	I74.3	I74.31	I74.9
Vein	I74.2	I74.21	I74.3	I74.2	I74.5	I74.4	I74.3	I74.31	I74.9
w/ infection	I74.12	I74.212	I74.32	I74.22	I74.52	I74.42	I74.32	I74.312	I74.92
1 Right 2 Left 3 Bilateral 9 Unspecified									

ENTERITIS							
	w/ Abscess	w/ Folate	w/ Intest. abs.	w/ Rectal bleed	w/ Colang.	Other compl.	Other compl.
Regional (Crohn's)							
Small intestine	K58.01	K58.011	K58.012	K58.011	K58.09	K58.019	K58.013
Large intestine	K58.10	K58.11	K58.112	K58.111	K58.19	K58.119	K58.113
Sm & lg intestine	K58.810	K58.811	K58.812	K58.811	K58.89	K58.819	K58.813
Unspecified	K58.910	K58.911	K58.912	K58.911	K58.99	K58.919	K58.913
Enterococcal	K59.01	K59.011	K59.012	K59.011	K59.09	K59.019	K59.013
Other	K59.1	K59.11	K59.112	K59.111	K59.19	K59.119	K59.113
Viral	A08.2	A08.3	A08.0	A08.1	A08.3	A08.1	A08.1
Other	K52.9	K52.9	K52.2	A04.9	A04.2	K52.9	A04.1
Other	K52.9	A09	K52.3	A09	K52.9	K52.9	K52.81
Note: For code K52.2, use additional code to identify type of food allergy: such as peanuts (Z91.018), milk (Z91.011), eggs (Z91.012), seafood (Z91.013).							

ESOPHAGITIS							
	Acute	Chronic	Reflex	Other	Other	Unspecified	Unspecified
K20.9	K21.0	K20.0	K21.0	K22.10	K22.11	K20.9	K20.9

FISSURE			
	Acute anal	Chronic anal	Unspecified
K60.0	K61.1	K61.0	K60.2

FISTULA							
	Anal	Anal	Appendix	Bladder	Bile duct	Intestine	Rectal
K60.3	K60.3	K60.3	K61.2	K62.3	K62.3	K60.4	K60.4

FOREIGN BODY, EFFECTS OF							
	Adhesions	Asphyx. gastroint.	Obstruction	Perforation	Other	Unspecified	Unspecified
Accidentally left in body, following procedure							
Carbonization	T81.510(A,D,S)	---	T81.520(A,D,S)	T81.520(A,D,S)	T81.590(A,D,S)	T81.500(A,D,S)	T81.500(A,D,S)
Endoscopy	T81.510(A,D,S)	---	T81.520(A,D,S)	T81.520(A,D,S)	T81.590(A,D,S)	T81.500(A,D,S)	T81.500(A,D,S)
Surgical operation RDS	T81.510(A,D,S)	T81.510(A,D,S)	T81.520(A,D,S)	T81.520(A,D,S)	T81.590(A,D,S)	T81.500(A,D,S)	T81.500(A,D,S)
Continued on the next panel							

FIG. 6

FOREIGN BODY, EFFECTS OF (Continued)									
	Anus	Colon	Esoph	Rectum	Stomach	No intention	Other	Unspecified	
Entering through natural orifice									
Alimentary tract	T18.3X(A,D,S) T18.4X(A,D,S) T18.5X(A,D,S) T18.6X(A,D,S) T18.7X(A,D,S) T18.8X(A,D,S) T18.9X(A,D,S) T18.9X(A,D,S)								
	Food	Gastro contents	Superficial	Other foreign obj	Unspecified				
Esophagus, cause compression of trachea	T18.12B(A,D,S)	T18.13B(A,D,S)	S18.15B(A,D,S)	T18.16B(A,D,S)	T18.18B(A,D,S)				
Causing other injury	T18.12B(A,D,S)	T18.13B(A,D,S)	---	T18.16B(A,D,S)	T18.18B(A,D,S)				
Genitourinary tract	R19.1X(A,D,S) R19.2X(A,D,S) R19.4X(A,D,S) T19.0X(A,D,S) T19.0X(A,D,S) T19.1X(A,D,S) T19.2X(A,D,S) T19.3X(A,D,S) T19.3X(A,D,S)								
	Rectovaginal canal								
Ear	T18.11.1.3(A,D,S)								
	Conjunctival sac		Cornea	External		Intraocular puncture			
Eye	Y15.1B.1.2(A,D,S) Y15.0B.1.2(A,D,S) Y15.0B.1.2(A,D,S) Y15.0B.1.2(A,D,S)								
	Food	Rectals contents	Superficial	Other					Unspecified
Respiratory tract									
Larynx, causing asphyxiation	Y17.3B(A,D,S)	Y17.31B(A,D,S)	S18.15B(A,D,S)	Y17.3B(A,D,S)	Y17.3B(A,D,S)	Y17.3B(A,D,S)			
Causing other injury	Y17.32B(A,D,S)	Y17.31B(A,D,S)	---	Y17.3B(A,D,S)	Y17.3B(A,D,S)	Y17.3B(A,D,S)			
Nasal sinus	Y17.8X(A,D,S)								
Nose	Y17.12(A,D,S)								
Pharynx, causing asphyxiation	Y17.25B(A,D,S)	Y17.21B(A,D,S)	S18.15B(A,D,S)	Y17.25B(A,D,S)	Y17.25B(A,D,S)	Y17.25B(A,D,S)			
Causing other injury	Y17.25B(A,D,S)	Y17.21B(A,D,S)	---	Y17.25B(A,D,S)	Y17.25B(A,D,S)	Y17.25B(A,D,S)			
Trachea, causing asphyxiation	Y17.42B(A,D,S)	Y17.41B(A,D,S)	S18.15B(A,D,S)	Y17.42B(A,D,S)	Y17.42B(A,D,S)	Y17.42B(A,D,S)			
Causing other injury	Y17.42B(A,D,S)	Y17.41B(A,D,S)	---	Y17.42B(A,D,S)	Y17.42B(A,D,S)	Y17.42B(A,D,S)			
4th or 5th character meanings as indicated: 1 right 2 left 3 unspecified									
7th character meanings as indicated: A initial encounter B subsequent encounter C recurrent									
FEVER									
Of unknown origin	Neutropenic		Recurrent/recapting		Unspecified				
R59.9	D70.9, R59.81		A66.9		R59.9				
GANGLION									
	Arterio/vein	Throat	Hand	Hip	Knee	Multiple	Wrist	Other	Unspecified
M67.471.2.9	M67.42.1.2.9	M67.44.1.2.9	M67.45.1.2.9	M67.46.1.2.9	M67.47.1.2.9	M67.47	M67.48.1.2.9	M67.48	M67.48
8th character meanings as indicated: 1 right 2 left 3 unspecified									
GASTRITIS									
	Acute	Atrophic	Allergy/food	Atrophic, chronic	Auto induced	Chronic, NOS	W/ other def	Eosinophilic	Other
w/ bleed	K25.20	K25.28	K25.40	K25.48	K25.50	K25.58	E51.9	K52.81	K25.59
w/ bleed	K25.81	K25.81	K25.81	K25.81	K25.81	K25.81	---	---	K25.81
	Granulomatous	Hypertrophic	Bacterial	Simple	Spastic	Superficial	Viral	Other	Unspecified
w/ bleed	K25.28	K25.48	K54	K25.78	K25.62	K25.30	A68.4	K25.28	K25.78
w/ bleed	K25.81	K25.81	---	K25.71	K25.61	K25.31	---	K25.81	K25.71
GASTROENTERITIS									
	Acute	Chronic	Allergy/food	Auto Drugs	Auto Radiation	Eosinophilic			
K52.9	K52.9	K52.2	K52.2	K52.1	K52.6	K52.81			
Infectious NOS	Noninfectious		Other	Viral NOS	Unspecified				
A69	K52.9		K52.85	A68.4	K52.9				
Note: For code K25.2, use add'l code to identify type of food allergy, such as peanuts (Z91.818), milk (Z91.811), eggs (Z91.812), seafood (Z91.813)									
GOITER									
	Diffuse	Multinodular	Single	Other	Unspecified				
d/I iodine deficiency	E04.8	E04.1	---	E04.8	E04.1				
Non-toxic	E04.8	E04.2	E04.1	E04.3	E04.9				
Congenital	E04.8	---	---	---	---				
Thyrotoxicosis (toxic)	E05.80	E05.20	E05.10	E05.50	E05.90				
w/ thyroid storm	E05.81	E05.21	E05.11	E05.51	E05.91				

FIG. 7

HEART FAILURE				
	Acute	Chronic	Stroke or decub.	Unspecified
Conduction (biatrial/ventricular)	I50.11	I50.12	I50.13	I50.14
Diastolic (congestive)	I50.21	I50.22	I50.23	I50.24
Systolic (congestive)	I50.31	I50.32	I50.33	I50.34

HEMATURIA								
Reason	Acute	Of childhood	Idiopathic	Other idiopathic	Persistent	Recurrent	Unspecified	
R11.1	R11.0	N02.0	N02.1	R31.2	N02.2	N02.3	N02.4	R11.9

HEMORRHOIDS							
	1st degree	2nd degree	3rd degree	4th degree	Bleeding	Other	Unspecified
Internal	K64.0	K64.1	K64.2	K64.3	K64.4	K64.5	K64.9
	or Thrombosed	Unspecified					
External	K64.3	K64.4					

HERNIA				
	Encysted	Nonencysted	Strangulated	Unsp.
Diaphragmatic:	I72.0	K41.1	K41.0	K41.9
Femoral:				
Bilateral	---	K41.10.1	K41.00.1	K41.90.1
Unilateral	---	K41.10.2	K41.00.2	K41.90.2
Inguinal:				
Bilateral	---	K40.10.1	K40.00.1	K40.90.1
Unilateral	---	K40.10.2	K40.00.2	K40.90.2
Umbilical	---	K42.1	K42.0	K42.9
Ventral:				
Incisional	---	K43.1	K43.0	K43.2
Parastomal	---	K43.4	K43.3	K43.2

HEPATOMEGALY					
	Unspecified	or Splenic HTS	or Mixed gamma	or Infant none	Unspecified
	I14.7	R10.2	E27.09	E27.09	I14.8

HYPOTHYROIDISM (W/O GOITER)				
	Simple	Myxedematous	Atrophic	Unspecified
Congenital iodine deficiency	E00.0	E00.1	E00.2	E00.9
	Deficient	Nondeficient	Other	Unspecified
Iodine deficiency related	E01.0	E01.1	E01.2	E01.9
	Atrophic	Unspecified	Nonatrophic	Postinfective
	E03.4	E03.1	E03.2	E03.3
Other	Postinfective	Postoperative	Other	Unspecified
	E09.0	E09.0	E09.0	E09.0

HTS character meanings as indicated: # not recurrent; * recurrent

INJURY				
	Major laceration	Minor laceration	Other	Unspecified
Aorta, abdominal	S37.80(A).0	S37.81(A).0	S37.82(A).0	S37.89(A).0
Hepatic artery	S37.21(A).0	S37.20(A).0	S37.29(A).0	S37.29(A).0
Hepatic vein	S37.11(A).0	S37.10(A).0	S37.19(A).0	S37.19(A).0

	Contusion	Laceration				Other	Unspecified
		Major	Minor	Moderate	Unspecified		
Organs							
Bladder & urethra	S37.22(A).0	---	---	---	S37.23(A).0	S37.20(A).0	S37.29(A).0
Liver	S36.11(A).0	S36.11(A).0	S36.11(A).0	S36.11(A).0	S36.11(A).0	S36.11(A).0	S36.11(A).0
Spleen	S36.02(A).0	S36.02(A).0	S36.02(A).0	S36.02(A).0	S36.02(A).0	S36.02(A).0	S36.02(A).0
Stomach	S36.12(A).0	---	---	---	S36.12(A).0	S36.12(A).0	S36.12(A).0

	Artery					
	Aortic artery	Branchial artery	Brachial artery	Brachial artery	Brachial artery	Other artery
Vessel, blood, other						
Laceration	S45.011.2	S45.111.2	S45.111.2	S45.111.2	S45.111.2	S45.011.2
Other	S45.091.2	S45.191.2	S45.191.2	S45.191.2	S45.191.2	S45.091.2
Unspecified	S45.001.2	S45.101.2	S45.101.2	S45.101.2	S45.101.2	S45.001.2

HTS character meanings as indicated: # not recurrent; * recurrent; 1 or 2 right; 2 or 2 left; 3, 4, or 9 unspecified; 000 character meanings as indicated; A: initial encounter; D: subsequent encounter; S: sequelae

FIG. 8

LIPOMA									
	Arm	Face	Head	Legs	Neck	Side	Trunk	Other	Unspecified
Skin and subq	D17.20, 1, 2	D17.6	D17.8	D17.20, 3, 4	D17.6	D17.16	D17.1	D17.19	D17.26
	Intra-abdominal	Intrathoracic	Peritoneum	Subperitoneum	Spine cord	Unspecified			
Other sites	D17.5	D17.4	D17.29	D17.29	D17.6	D17.3			
	SP character meanings as indicated: # unspecified 1 or 2 right 2 or 4 left								
MASS/LUMP									
	Epiglottic	Generalized	Eye	Ear	Paranasal	Ear	Eye	Other	Unspecified
Abdom./Intraabdom.	R15.06	R15.07	R15.04	R15.02	R14.91	R14.93	R15.01	R15.09	R15.00
	Chest	Head	Lower limb	Upper limb	Neck	Side	Trunk		
Localized	R22.2	R21.9	R21.40, 1, 2, 3	R21.10, 1, 2, 3	R22.1	R22.9	R22.2		
	Head	Other	Lower	Upper					
Other sites	R6.3	R23.89	R16.5	R01.0					
	SP character meanings as indicated: # unspecified 1 right 2 left 3 bilateral								
NEOPLASM, BENIGN									
	Head/neck	Eye/ear	Mouth	Overlip lip	Sphincter	Unspecified			
Acute	D12.9	D11.9	D12.5	D12.3	D12.9	D12.5			
Bladder	D13.3								
Esophagus	D13.0								
	Body	Prostate gland	Prostate, uterine						
Genital organs	D17.18, 1, 2	D17.1	D18.4						
	Ascending	Appendix	Cervix	Cervix, uterine	Colon	Descending	Stomach	Hepatic flex	Bladder
Intestine, large	D12.2	D12.1	D11.6	D12.8	D12.6	D12.3	D12.4	D12.3	D12.0
	Left	Rectum	Right	Sigmoid flex	Sigmoid	Splenic flex	Transverse	w/ Sigmoid	Unspecified
	D12.4	D12.5	D11.3	D11.3	D11.3	D11.3	D11.3	D11.3	D11.6
	Descending	Transverse	Sigmoid	Unspecified					
Intestine, small	D11.2	D11.39	D11.29	D11.30					
Liver	D11.4								
	Body	Test	Esophagus	Head	Other cells	Neck	Tail	Unspecified	
Pancreas	D11.0	D11.0	D11.6	D11.0	D11.7	D11.6	D11.6	D11.0	
Stomach	D11.1								
	Cardiac	Body							
Thyroid	D14.1	D14							
	SP character meanings as indicated: # unspecified 1 right 2 left 3 unspecified								
NEOPLASM, MALIGNANT									
	Head/neck	Eye/ear	Mouth	Overlip lip	Sphincter	Unspecified			
Acute	C21.1	C21.2	C41.500	C21.8	C21.1	C21.9			
	Body	Neck	Vocal cord	Sphincter	Trigone				
Bladder	C67.3	C67.5	C67.6	C67.8	C67.0				
	Bladder	Ant wall	Lat wall	Post wall	Unspecified				
	C67.7	C67.4	C67.2	C67.4	C67.9				
	Ant wall	Lat wall	Post wall	Low lat wall	Midline	Right	Up to quad	Up to quad	Unspecified
Breast, female	C50.01(1, 2, 3)	C50.10(1, 2, 3)	C50.21(1, 2, 3)	C50.31(1, 2, 3)	C50.41(1, 2, 3)	C50.51(1, 2, 3)	C50.61(1, 2, 3)	C50.71(1, 2, 3)	C50.81(1, 2, 3)
Male	C50.62(1, 2, 3)	C50.12(1, 2, 3)	C50.22(1, 2, 3)	C50.32(1, 2, 3)	C50.42(1, 2, 3)	C50.52(1, 2, 3)	C50.62(1, 2, 3)	C50.72(1, 2, 3)	C50.82(1, 2, 3)
	Abd	Cerv	Distal 3rd	Low 3rd	Mid 3rd	Prox 3rd	Thor	Up 3rd	Unspecified
Esophagus	C15.3	C15.3	C15.5	C15.5	C15.4	C15.1	C15.4	C15.3	C15.9
	Body	Prostate gland	Prostate, uterine						
Genital organs	C60.11(1, 2, 3)	C61	C60.9						
	Ascending	Appendix	Cervix/uterus	Descending	Hepatic flex	Sigmoid	Splenic flex	Transverse	
Intestine, large	C18.2	C18.1	C11.5	C11.5	C18.3	C18.7	C18.5	C18.4	
	Preaperture	Rectum	Rectosigmoid	Unspecified					
	C18.0	C18	C19	C18.9					
	SP character meanings as indicated: 1 right 2 left 3 unspecified								

FIG. 9

NEOPLASM, MALIGNANT (Continued)									
	Dendrocyte	Stromal	Liposarcoma	Pericytic	Respecified				
Intestine, small	C17.0	C17.2	C17.1	C17.3	C17.4				
	Primary	Secondary							
Liver	C22.0	C22.1							
	Body	Tail	Extrahepatic	Head	Intrahepatic	Neck	Tail	Unspecified	
Pancreas	C25.1	C25.2	C25.3	C25.0	C25.4	C25.7	C25.2	C25.5	
	Exocrine	Endocrine	Spec. type	Unspecified					
Skin, anal	C44.510	C44.520	C44.530	C44.540					
	C44.511	C44.521	C44.531	C44.541					
Stomach	C16.1	C16.2	C16.0	C16.3	C16.5	C16.4	C16.8	C16.9	
	Cartilage	Blood							
Thyroid	C23.0	C23.1							

PAIN										
	Epigastric	Low, left	Low, right	Generalized	Pericombital	Upper, left	Upper, right	Resp, lower	Resp, upper	Unspecified
Abdominal										
Localized	R10.11	R10.12	R10.13	---	R10.14	R10.17	R10.11	R10.20	R10.18	
Tenderness	R10.210	R10.213	R10.212	R10.217	R10.215	R10.217	R10.211	---	---	R10.214
Rebound	R10.220	R10.224	R10.223	R10.227	R10.225	R10.231	R10.231	---	---	R10.229
	Acute abdomen		Generalized		Pericombital					
Other	R10.0	R10.04		R10.2						

PERITONITIS						
Chronic proliferative	Diff. form	Generalized	Female, male	Female, female	Suppurative	Unspecified
K67.0	K65.0	K65.0	K65.0	K65.5	K67.0	K65.9

Note: Code also for infectious agent, such as B. fragilis (S96.01), E. coli (S96.00), S. aureus (S91.01)

PHLEBITIS/THROMBOPHLEBITIS						
	Lower extremity	Femoral vein				
Superficial	I80.01, I80.11	I80.11, I80.21				
	Lower extremity	Ilac	Popliteal	Yugular	Other	Unspecified
Deep	I80.20, I80.21	I80.21, I80.22	I80.22, I80.23	I80.23, I80.24	I80.24, I80.25	I80.26, I80.27
Unspecified	I80.3					
	Site or site character missing or unknown		1 Right	2 Left	3 Bilateral	9 or 9 unspecified

POLYP							
Colo	Ascending	Caecum	Descending	Sigmoid	Transverse	Unspecified	
Adenomatous	D12.1	D12.0	D12.4	D12.5	D12.3	D12.2	
	w/ Abscess	w/ Angiodysplasia	w/ Fibrosis	w/ Intest. obstruct.	w/ Rectal bleed	w/ Other compl.	w/ Drug compl.
Inflammatory	K61.414	K61.411	K61.412	K61.413	K61.411	K61.416	K61.417
	Anal	Polypoid	Rectal	Unspecified			
Other	K62.0	D12.6	K62.1	K62.5			

REFLUX						
Acid	Esophageal	Esophageal w/ esophagitis	Extraesophageal	Nonburn, esophageal	Nonburn, esophageal	Unspecified
K21.0	K21.0	K21.0	K21.0	K21.0	P78.01	K21.0

SINUS							
	Abdomen	Cerebral	Dental, maxillary	Pleural	Rectovaginal	Skin, NEC	Tooth
w/ Abscess	K63.01	I05.02	G96.0	I05.02	N62.2	I00.01	N50.0
w/o Abscess	---	I05.02	G96.0	I05.02	---	---	---
w/ Cyst, w/ abscess	---	---	---	I00.01	---	---	---
w/ Cyst, w/o abscess	---	---	---	I00.01	---	---	---

SPLENOMEGALY, NOS	
	R16.1
	R16.1

FIG. 10

TORSION											
Note	Extravasational	Intravasational	Respecified								
Start with 039D	N44.01	N44.02	N44.03								
Tests:	N44.01	N44.02	N44.03	N44.04	N44.05	N44.06					
	Other	Fellipian tube	Fellipian tube w/ spray	Scalloped	Insectlike	Other					
Other	K06.2	K06.3	K06.5	K12.0	K06.2	K06.5					
ULCER											
Note	w/ Remission	w/ Perforation	w/ Hemorrh & pain	Unspecified							
Duodenal	K20.4	K20.5	K20.6	K20.9							
Acute	K20.8	K20.1	K20.2	K20.3							
Chronic	K20.4	K20.5	K20.6	K20.9							
	By Age	By Gender	By Chemical codes	Fungal	Infective	Unspecified					
Esophagus	K22.0	K22.1	K22.2	K22.3	K22.4	K22.5					
w/ Stranding	K22.1		K22.1	K22.1	K22.1	K22.1					
	w/ Remission	w/ Perforation	w/ Hemorrh & pain	Unspecified							
Gastrojejunal	K28.0	K28.1	K28.2	K28.3							
Acute	K28.8	K28.1	K28.2	K28.3							
Chronic	K28.0	K28.1	K28.2	K28.3							
Peptic	K27.0	K27.1	K27.2	K27.3							
Acute	K27.8	K27.1	K27.2	K27.3							
Chronic	K27.0	K27.1	K27.2	K27.3							
Stomach	K21.0	K21.1	K21.2	K21.3							
Acute	K21.8	K21.1	K21.2	K21.3							
Chronic	K21.0	K21.1	K21.2	K21.3							
	Ankle	Back	Buttock	Calf	Foot, toes	Hand	Lower leg, ankle	Lower leg, other	Midfoot	Toe	Other
Skin											
Non-pressure											
w/ Bone necrosis	L97.00-09	L97.10-19	L97.20-29	L97.30-39	L97.40-49	L97.50-59	L97.60-69	L97.70-79	L97.80-89	L97.90-99	
w/ Exp fat lay	L97.10-19	L97.20-29	L97.30-39	L97.40-49	L97.50-59	L97.60-69	L97.70-79	L97.80-89	L97.90-99		
w/ Bone necrosis	L97.10-19	L97.20-29	L97.30-39	L97.40-49	L97.50-59	L97.60-69	L97.70-79	L97.80-89	L97.90-99		
w/ Skin inclusion	L97.10-19	L97.20-29	L97.30-39	L97.40-49	L97.50-59	L97.60-69	L97.70-79	L97.80-89	L97.90-99		
Unspec severity	L97.10-19	L97.20-29	L97.30-39	L97.40-49	L97.50-59	L97.60-69	L97.70-79	L97.80-89	L97.90-99		
	Note: Code first any associated underlying condition, such as arteriosclerosis—see ARTERIOSCLEROSIS, w/ Ulcer, or venous stasis—see VARICOSE VEINS, w/ Ulcer. Code first any associated gangrene (86).										
	Sub-character meanings as indicated: 0 unspecified 1 right 2 left										
	Ankle	Back	Buttock	Calf	Foot, toes	Hand	Lower leg, ankle	Lower leg, other	Midfoot	Toe	Other
Pressure/decubitus											
Stage 1	L89.00-01	L89.10-11	L89.20-21	L89.30-31	L89.40-41	L89.50-51	L89.60-61	L89.70-71	L89.80-81	L89.90-91	
Stage 2	L89.02-03	L89.12-13	L89.22-23	L89.32-33	L89.42-43	L89.52-53	L89.62-63	L89.72-73	L89.82-83	L89.92-93	
Stage 3	L89.04-05	L89.14-15	L89.24-25	L89.34-35	L89.44-45	L89.54-55	L89.64-65	L89.74-75	L89.84-85	L89.94-95	
Stage 4	L89.06-07	L89.16-17	L89.26-27	L89.36-37	L89.46-47	L89.56-57	L89.66-67	L89.76-77	L89.86-87	L89.96-97	
Unspecified stage	L89.08-09	L89.18-19	L89.28-29	L89.38-39	L89.48-49	L89.58-59	L89.68-69	L89.78-79	L89.88-89	L89.98-99	
Unstageable	L89.10-11	L89.12-13	L89.14-15	L89.16-17	L89.18-19	L89.20-21	L89.22-23	L89.24-25	L89.26-27	L89.28-29	
	Head	Head	Hip	Sac regions	Other	Unspecified					
Pressure/decubitus											
Stage 1	L89.01	L89.02	L89.03	L89.04	L89.05	L89.06	L89.07	L89.08	L89.09	L89.10	
Stage 2	L89.01	L89.02	L89.03	L89.04	L89.05	L89.06	L89.07	L89.08	L89.09	L89.10	
Stage 3	L89.01	L89.02	L89.03	L89.04	L89.05	L89.06	L89.07	L89.08	L89.09	L89.10	
Stage 4	L89.01	L89.02	L89.03	L89.04	L89.05	L89.06	L89.07	L89.08	L89.09	L89.10	
Unspecified stage	L89.01	L89.02	L89.03	L89.04	L89.05	L89.06	L89.07	L89.08	L89.09	L89.10	
Unstageable	L89.01	L89.02	L89.03	L89.04	L89.05	L89.06	L89.07	L89.08	L89.09	L89.10	
	Note: Code first any associated gangrene (86).										
	Sub-character meanings as indicated: 0 unspecified 1 right/right upper 2 left/left upper 3 right lower 4 left lower										

FIG. 11

