



US00D340113S

# United States Patent [19]

[11] Patent Number: **Des. 340,113**

**Knoblauch et al.**

[45] Date of Patent: **\*\* Oct. 5, 1993**

[54] **SKIN HOLDER FOR INJECTIONS**

[76] Inventors: **Charles Knoblauch; Elsie Knoblauch,**  
both of 717 Hirsch Ave.,  
Runnemede, N.J. 08078

4,269,190	5/1981	Behney .....	606/201 X
4,634,429	1/1987	Schoettley .....	604/115
4,911,162	3/1990	Wolff .....	606/203
5,147,306	9/1992	Gubich .....	604/115

[\*\*] Term: **14 Years**

*Primary Examiner*—A. Hugo Word  
*Assistant Examiner*—I. Simmons  
*Attorney, Agent, or Firm*—Terry M. Gernstein

[21] Appl. No.: **773,297**

[57] **CLAIM**

[22] Filed: **Oct. 9, 1991**

[52] U.S. Cl. .... **D24/143; D7/687**

The ornamental design for a skin holder for injections,  
as shown and described.

[58] Field of Search ..... **D24/143; 604/115;**  
**606/201, 203, 205, 157, 158, 159, 151; D7/686,**  
**687; D8/72, 73**

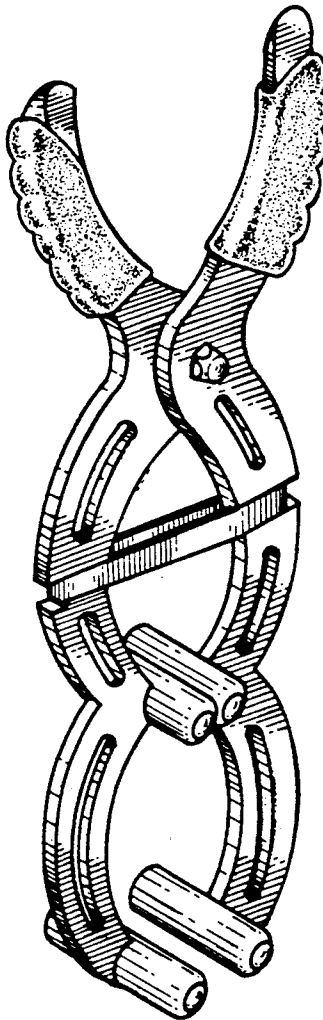
**DESCRIPTION**

[56] **References Cited**

**U.S. PATENT DOCUMENTS**

D. 299,168	12/1988	Bergström et al. ....	D24/143
2,704,071	3/1955	Becker .....	604/115
2,765,791	10/1956	Akishawa .....	606/203
3,760,803	9/1973	Boothby .....	606/151 X
4,196,636	4/1980	Behnke .....	606/201
4,223,673	9/1980	Harris .....	606/203

FIG. 1 is a perspective view of a skin holder for injections embodying the design of the present invention; FIG. 2 is a front end elevational view thereof; FIG. 3 is a rear end elevational view thereof; FIG. 4 is a side elevational view thereof, the side opposite being a mirror image of the side shown in FIG. 4; and, FIG. 5 is a top plan view thereof, the bottom being a mirror image of the top shown in FIG. 5.



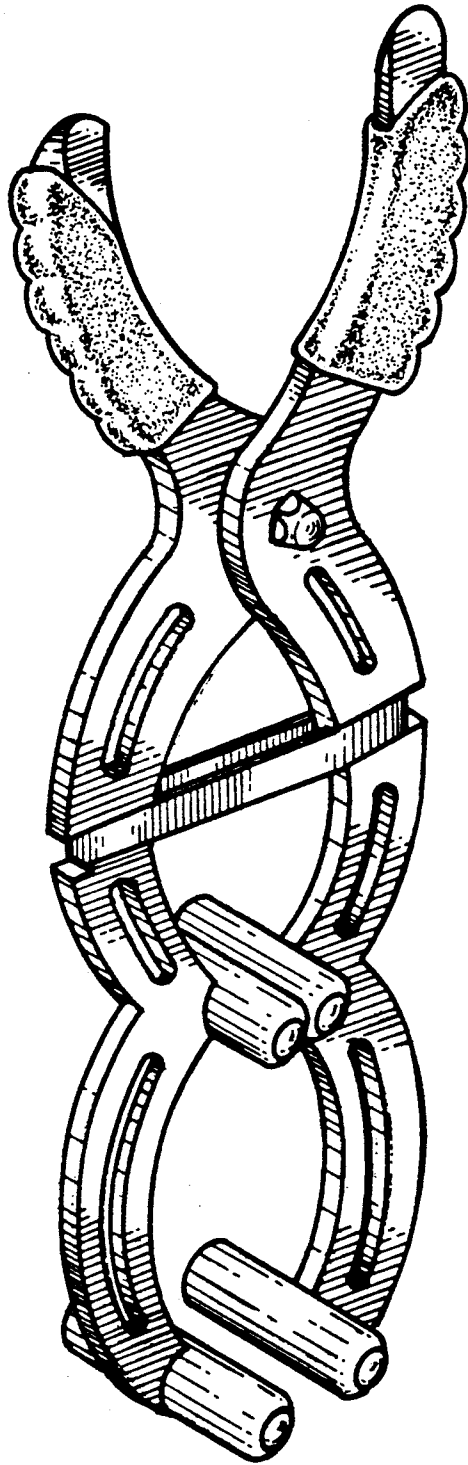


FIG. 1

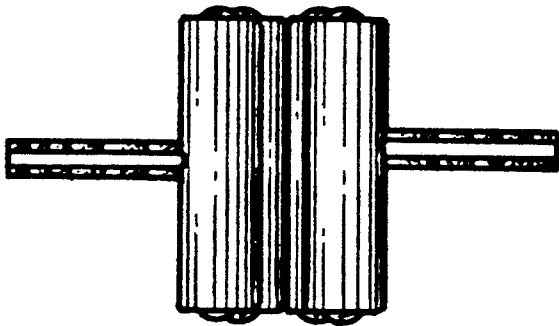


FIG. 3

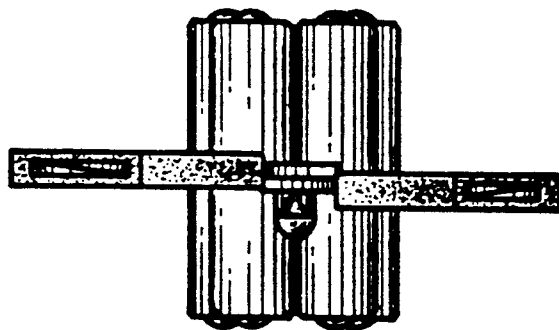


FIG. 2

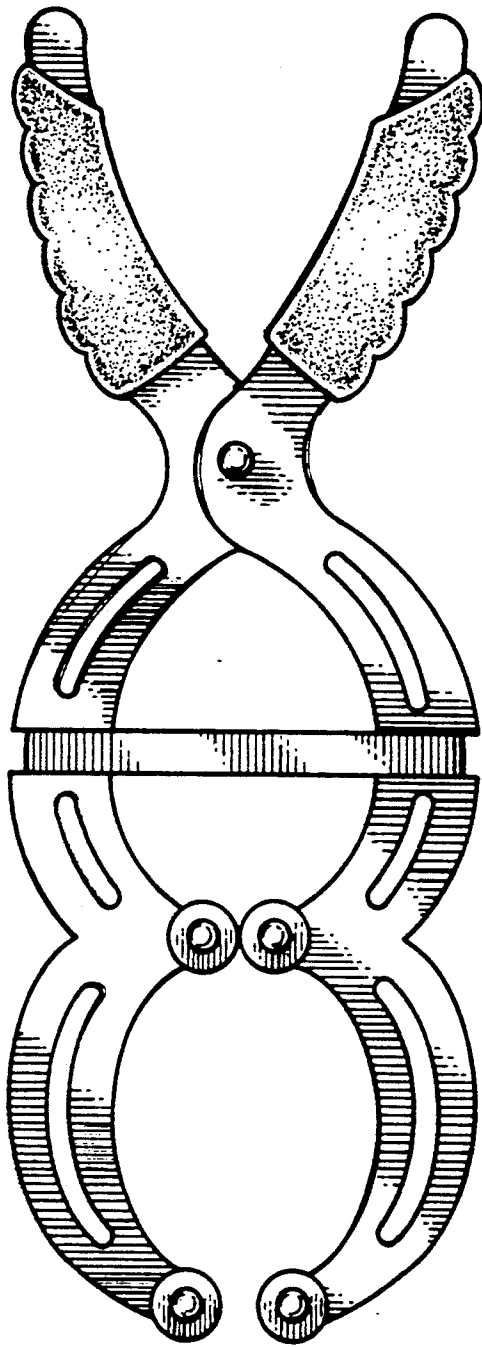


FIG. 5

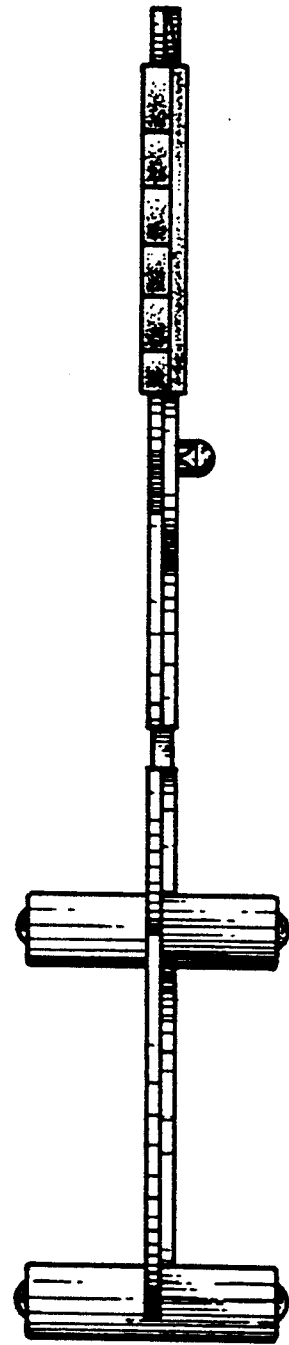


FIG. 4