



US00D496641S1

(12) **United States Design Patent** (10) **Patent No.:** **US D496,641 S**
Seo (45) **Date of Patent:** **** Sep. 28, 2004**

(54) **MOBILE PHONE**
(75) **Inventor:** **Hyun Seung Seo, Seoul (KR)**
(73) **Assignee:** **LG Electronics Inc., Seoul (KR)**
(**) **Term:** **14 Years**
(21) **Appl. No.:** **29/196,462**
(22) **Filed:** **Dec. 31, 2003**

(30) **Foreign Application Priority Data**
Jul. 2, 2003 (KR) 30-2003-18701
(51) **LOC (7) Cl.** **14-03**
(52) **U.S. Cl.** **D14/138**
(58) **Field of Search** D14/137, 138,
D14/218, 147-148, 247-248, 144, 341-347;
379/433.01-433.13, 419, 434, 428.01-428.04,
420.01-420.04, 440; 455/550.1-90.3; D21/517;
D13/168; D18/2, 7; 345/168, 169

(56) **References Cited**
U.S. PATENT DOCUMENTS

D289,896 S	*	5/1987	Martensson et al.	D14/138
D356,563 S	*	3/1995	Berry	D14/138
D362,249 S	*	9/1995	Burstedt et al.	D14/138
D406,132 S	*	2/1999	Skrypalle	D14/138
D420,351 S	*	2/2000	Waldner	D14/138
D434,744 S	*	12/2000	Lai	D14/138
D440,951 S	*	4/2001	Kolinen	D14/138
D470,467 S	*	2/2003	Maruska et al.	D14/138
D474,166 S	*	5/2003	Burns et al.	D14/138
D476,300 S	*	6/2003	Pottie et al.	D14/138
D478,324 S	*	8/2003	O'Neil	D14/138

D478,883 S	*	8/2003	Jensfelt et al.	D14/138
D479,216 S	*	9/2003	Ho-Cheun et al.	D14/138
D479,514 S	*	9/2003	Chan	D14/138
D484,475 S	*	12/2003	Sheu	D14/138
D484,865 S	*	1/2004	Arbisi	D14/138
D485,246 S	*	1/2004	Johansson et al.	D14/138
D485,819 S	*	1/2004	Ahlgren	D14/138
D487,438 S	*	3/2004	Sheu	D14/138
D487,572 S	*	3/2004	Munstermann	D14/138
D488,143 S	*	4/2004	Ting et al.	D14/138
D488,789 S	*	4/2004	Lee	D14/138
D489,046 S	*	4/2004	Chan	D14/138
2003/0083021 A1	*	5/2003	Hsu et al.	455/90
2004/0087333 A1	*	5/2004	Hutchison et al.	455/550.1

* cited by examiner

Primary Examiner—Jeffrey Asch
(74) *Attorney, Agent, or Firm*—Birch, Stewart, Kolasch & Birch, LLP

(57) **CLAIM**

I claim the ornamental design for mobile phone, as shown and described.

DESCRIPTION

FIG. 1 is a perspective view of mobile phone showing the new design;
FIG. 2 is a front view thereof;
FIG. 3 is a rear view thereof;
FIG. 4 is a left-side view thereof;
FIG. 5 is a right-side view thereof;
FIG. 6 is a top plan view thereof; and,
FIG. 7 is a bottom plan view thereof.

1 Claim, 4 Drawing Sheets




FIG. 1




FIG. 2




FIG. 3

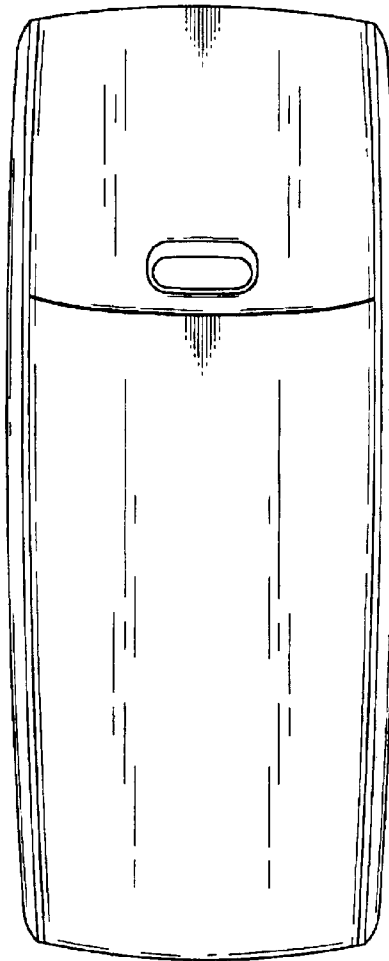


FIG. 4




FIG. 5




FIG. 6

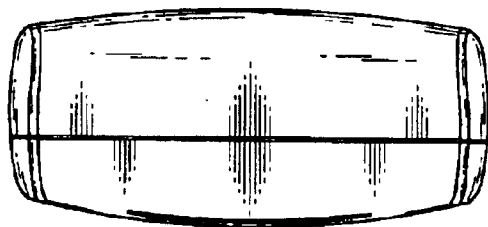


FIG. 7

