



US00D434475S

United States Patent [19]
Meda

[11] **Patent Number: Des. 434,475**
[45] **Date of Patent: ** Nov. 28, 2000**

[54] **FAUCET HANDLE**

[75] Inventor: **Alberto Meda**, Milan, Italy

[73] Assignee: **American Standard Inc.**, Piscataway, N.J.

[**] Term: **14 Years**

[21] Appl. No.: **29/102,447**

[22] Filed: **Mar. 25, 1999**

[30] **Foreign Application Priority Data**

Sep. 25, 1998 [IT] Italy RE9800014

[51] **LOC (7) Cl.** **23-01**

[52] **U.S. Cl.** **D23/252**

[58] **Field of Search** D23/238-243,
D23/250-254; D8/300-310; 4/675-678,
661; 16/110 R, 117, 121

[56] **References Cited**

U.S. PATENT DOCUMENTS

D. 127,735 6/1941 Dreyfuss D23/250
D. 157,312 2/1950 Young D23/250

D. 159,311 7/1950 Arcularius D23/250
D. 187,096 1/1960 Young D8/307
D. 187,412 3/1960 Young D23/250
D. 190,597 6/1961 Nelson D23/250
D. 191,191 8/1961 Kawolies D23/250
D. 196,095 8/1963 Young D23/250
D. 276,745 12/1984 Hill et al. D23/250

Primary Examiner—Eric Watterson

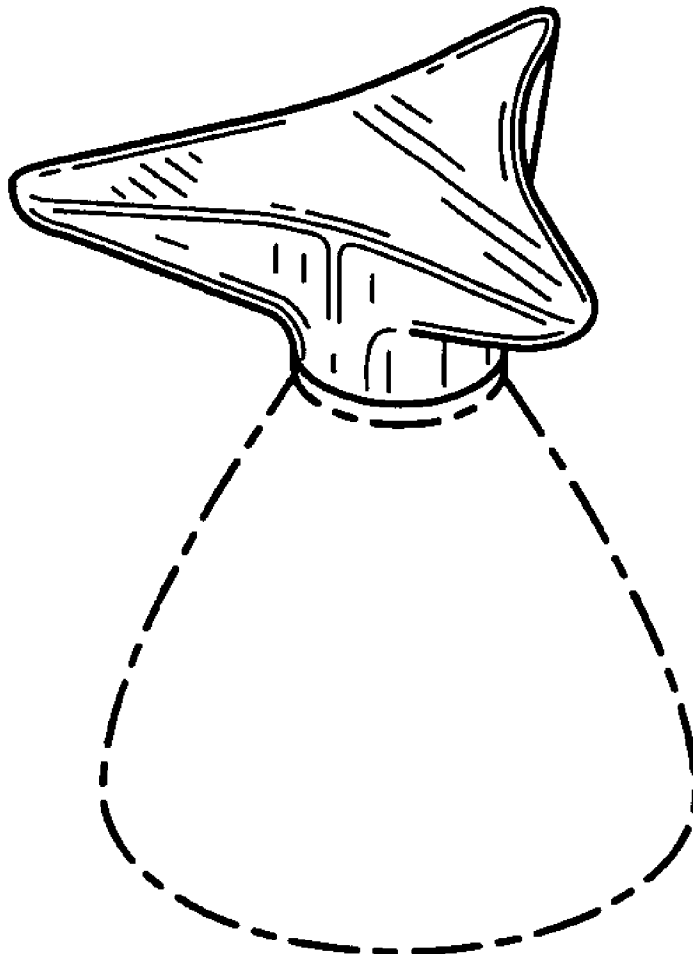
[57] **CLAIM**

The ornamental design for a faucet handle, as shown and described.

DESCRIPTION

FIG. 1 is a front, top and right side perspective view of a faucet handle showing my new design; FIG. 2 is a front elevational view thereof; FIG. 3 is a back elevational view thereof; FIG. 4 is a top plan view thereof; and, FIG. 5 is a left side elevational view thereof, the right side view being a mirror image of the left side. The broken line showing is for illustrative purposes only and forms no part of the claimed design.

1 Claim, 2 Drawing Sheets



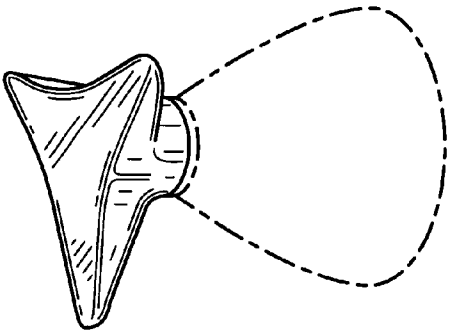


FIG. 1

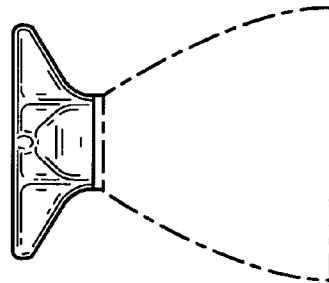


FIG. 2

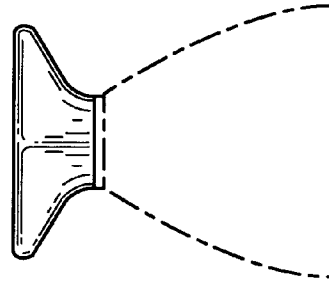


FIG. 3

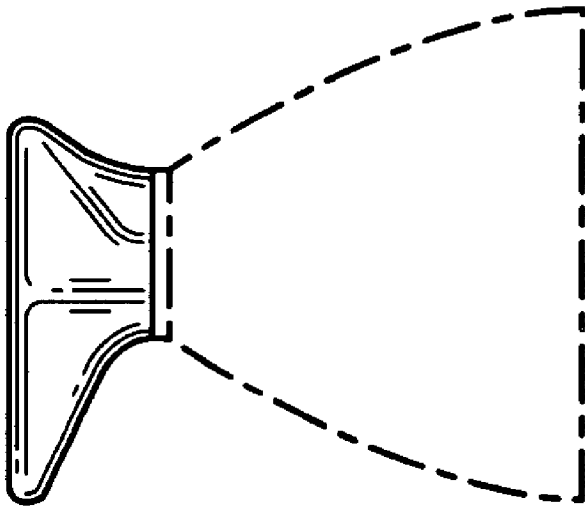


FIG. 4

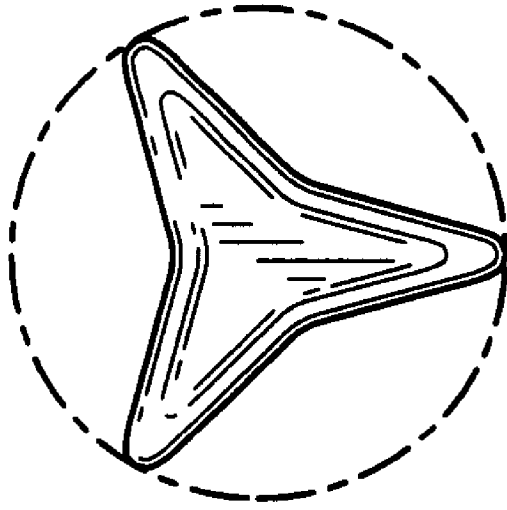


FIG. 5