



US00D574412S

(12) **United States Design Patent**
Wu

(10) **Patent No.:** **US D574,412 S**

(45) **Date of Patent:** **** Aug. 5, 2008**

(54) **EYEGLASSES**

(76) Inventor: **Wen-Che Wu**, No. 241, Tang Ding, Tang Ding Village, Hsin Shih, Tainan County (TW)

(**) Term: **14 Years**

(21) Appl. No.: **29/284,211**

(22) Filed: **Sep. 4, 2007**

(51) **LOC (8) Cl.** **16-06**

(52) **U.S. Cl.** **D16/315**

(58) **Field of Classification Search** D16/101, D16/300-342; D29/109-110; D24/110.2; 351/41, 44, 51-52, 62, 158, 92, 103-123, 351/140, 153; 2/426-432, 447-449, 441, 2/434-437

See application file for complete search history.

(56) **References Cited**

U.S. PATENT DOCUMENTS

- 5,614,964 A * 3/1997 Garneau 351/103
- D454,580 S * 3/2002 Wolfe D16/315
- D475,393 S * 6/2003 Lee D16/335
- D536,024 S * 1/2007 Yang D16/315

- D544,517 S * 6/2007 Wu D16/315
- D552,663 S * 10/2007 Cheng D16/319
- D553,174 S * 10/2007 Wu D16/315
- D556,244 S * 11/2007 Tsai D16/315

* cited by examiner

Primary Examiner—Raphael Barkai

(74) *Attorney, Agent, or Firm*—Alan Kamrath; Kamrath & Associates PA

(57) **CLAIM**

The ornamental design for eyeglasses, as shown and described.

DESCRIPTION

FIG. 1 is a perspective view of eyeglasses showing my new design;

FIG. 2 is a front side elevational view thereof;

FIG. 3 is a rear side elevational view thereof;

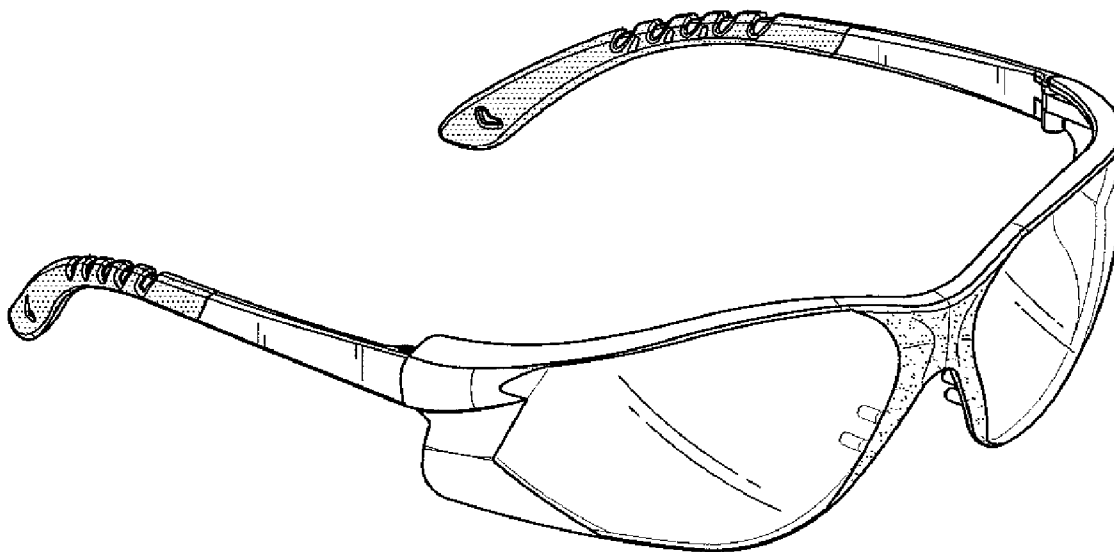
FIG. 4 is a left side elevational view thereof;

FIG. 5 is a right side elevational view thereof;

FIG. 6 is a top plan view thereof; and,

FIG. 7 is a bottom plan view thereof.

1 Claim, 3 Drawing Sheets



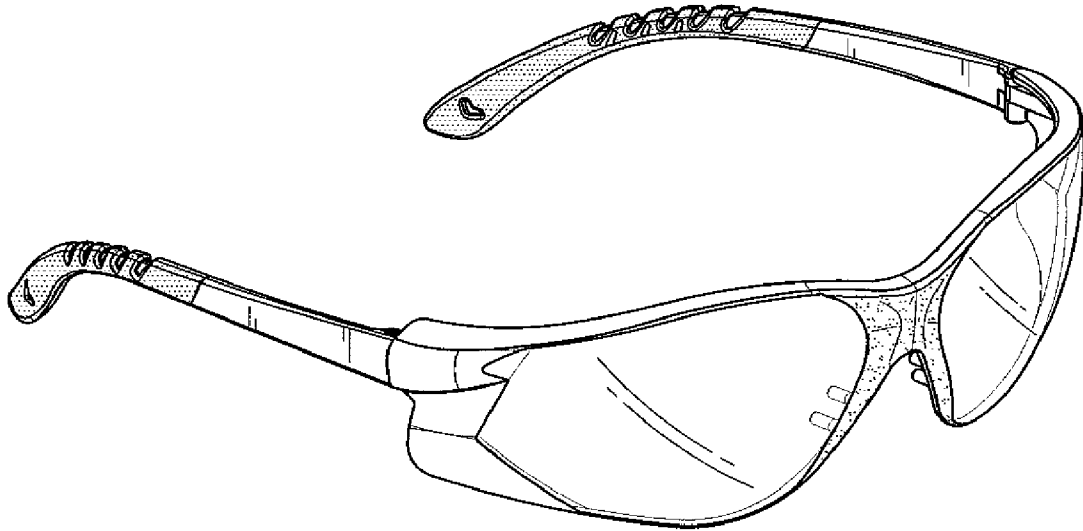


FIG. 1

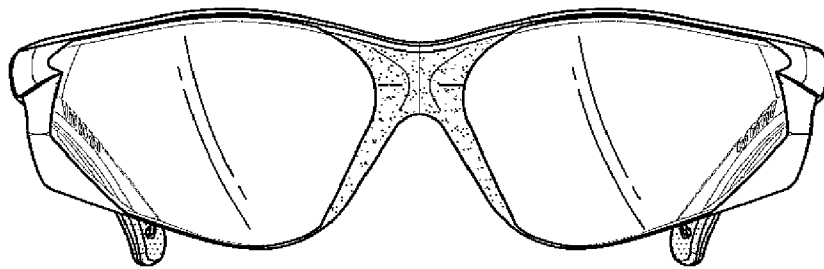


FIG. 2

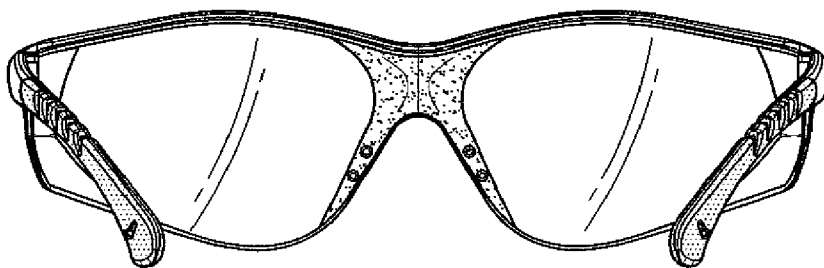


FIG. 3

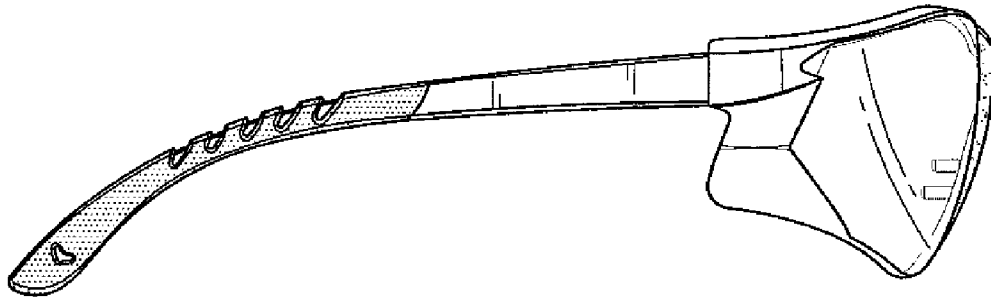


FIG. 4



FIG. 6

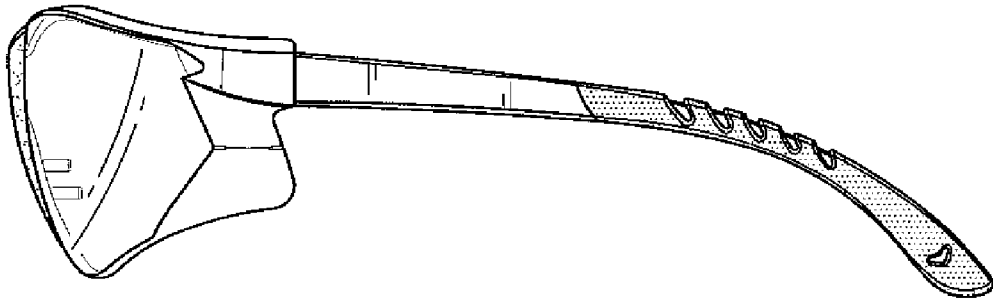


FIG. 5

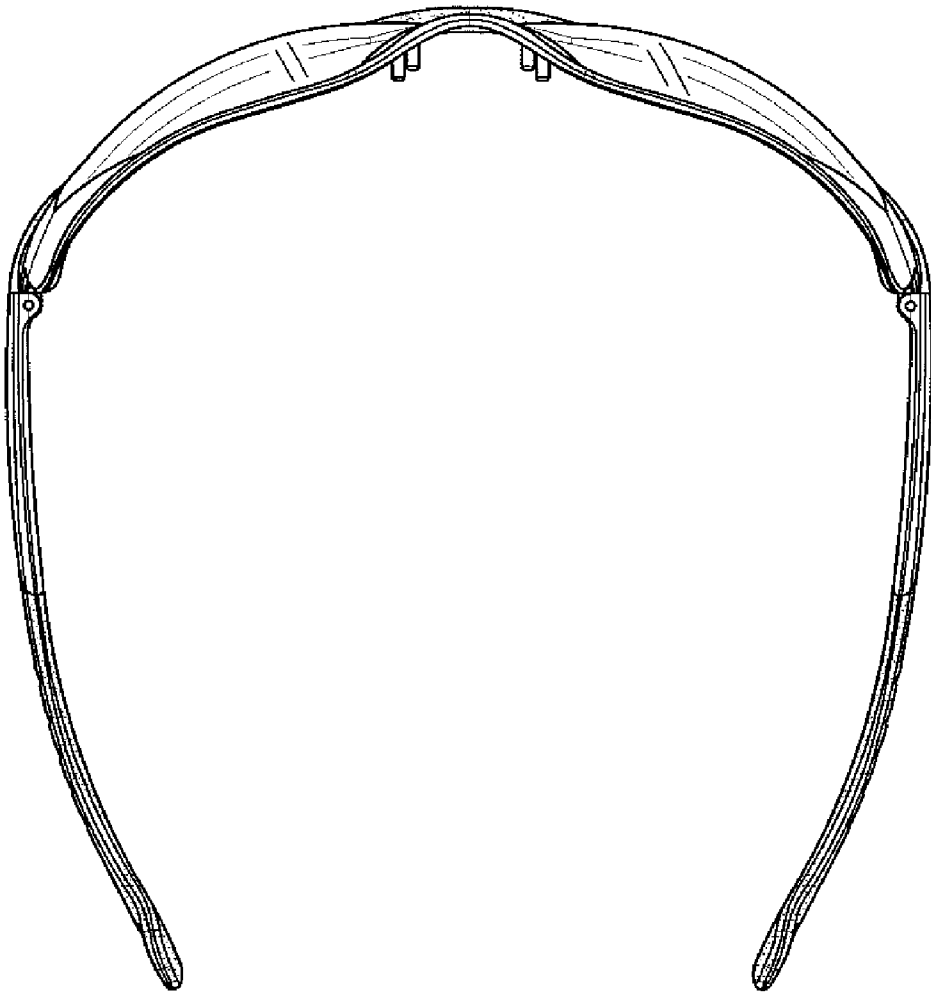


FIG. 7