

(19)



(11)

EP 1 478 229 B1

(12)

EUROPEAN PATENT SPECIFICATION

(45) Date of publication and mention
of the grant of the patent:
11.03.2009 Bulletin 2009/11

(51) Int Cl.:
A01N 25/00^(2006.01) A61K 31/74^(2006.01)
C08G 75/00^(2006.01)

(21) Application number: **02792301.0**

(86) International application number:
PCT/US2002/037799

(22) Date of filing: **25.11.2002**

(87) International publication number:
WO 2003/046034 (05.06.2003 Gazette 2003/23)

(54) IMPROVED SYNTHESIS OF POLYANHYRIDES

VERBESSERTE SYNTHESE VON POLYANHYDRIDEN

SYNTHÈSE AMÉLIORÉE DE POLYANHYRIDES

(84) Designated Contracting States:
AT BE BG CH CY CZ DE DK EE ES FI FR GB GR
IE IT LI LU MC NL PT SE SK TR
Designated Extension States:
AL LT LV MK RO SI

(30) Priority: **23.11.2001 US 333247 P**
23.11.2001 US 333226 P

(43) Date of publication of application:
24.11.2004 Bulletin 2004/48

(73) Proprietors:
• **Rutgers, The State University**
New Brunswick, NJ 08903 (US)
• **Uhrich, Kathryn E.**
Plainfield,
New Jersey 07060 (US)
• **Schmeltzer, Robert C.**
Bernardsville, NJ 07924 (US)
• **Anastasiou, Theodore James**
Dunellen, NJ 08812 (US)
• **Pudil, Bryant J.**
Monmouth Junction, NJ 08852 (US)
• **Wood, Richard D.**
Washington Crossing, PA 18977 (US)

(72) Inventors:
• **UHRICH, Kathryn, E.**
Plainfield, NJ 07060 (US)
• **SCHMELTZER, Robert, C.**
Bernardsville, NJ 07924 (US)
• **ANASTASIOU, Theodore, James**
Dunellen, NJ 08812 (US)
• **PUDIL, Bryant, J.**
Monmouth Junction, NJ 08852 (US)
• **WOOD, Richard, D.**
Washington Crossing, PA 18977 (US)
• **KANAMATHAREDDY, Suseela**
Highland Park, NJ 08904 (US)

(74) Representative: **Grünecker, Kinkeldey,**
Stockmair & Schwanhäusser
Anwaltssozietät
Leopoldstrasse 4
80802 München (DE)

(56) References cited:
US-A- 4 997 904 US-A- 4 999 417
US-A- 5 264 540 US-B1- 6 486 214

Note: Within nine months of the publication of the mention of the grant of the European patent in the European Patent Bulletin, any person may give notice to the European Patent Office of opposition to that patent, in accordance with the Implementing Regulations. Notice of opposition shall not be deemed to have been filed until the opposition fee has been paid. (Art. 99(1) European Patent Convention).

Description**Background of the Invention**

[0001] Polymers comprising aromatic or aliphatic anhydrides have been studied extensively over the years for a variety of uses. For example, in the 1930s fibers comprising aliphatic polyanhydrides were prepared for use in the textile industry. In the mid 1950s, aromatic polyanhydrides were prepared with improved film and fiber forming properties. More recently, attempts have been made to synthesize polyanhydrides with greater thermal and hydrolytic stability and sustained drug release properties. U.S. Patents 4,757,128 and 4,997,904 disclose the preparation of aromatic polyanhydrides with improved sustained drug release properties from pure, isolated prepolymers of diacids and acetic anhydride. A bioerodible controlled release device produced as a homogenous polymeric matrix from polyanhydrides with aliphatic bonds having weight average molecular weights greater than 20,000 and an intrinsic viscosity greater than 0.3 dL/g and a biologically active substance is also described in U.S. Patent 4,888,176. Another bioerodible matrix material for controlled delivery of bioactive compounds comprising polyanhydride polymers with a uniform distribution of aliphatic and aromatic residues is disclosed in U.S. Patent 4,857,311.

[0002] Biocompatible and biodegradable aromatic polyanhydrides prepared from para-substituted bis-aromatic dicarboxylic acids for use in wound closure devices are disclosed in U.S. Patent 5,264,540. However, these compounds exhibit high melt and glass transition temperatures and decreased solubility, thus making them difficult to process. US 4 999,417 discloses polymeric anhydrides.

[0003] Polyanhydride polymeric matrices have also been described for use in orthopedic and dental applications. For example, U.S. Patent 4,886,870 discloses a bioerodible article useful for prosthesis and implantation, which comprises a biocompatible, hydrophobic polyanhydride matrix. U.S. Patent 5,902,599 also discloses biodegradable polymer networks for use in a variety of dental and orthopedic applications which are formed by polymerizing anhydride or diacid prepolymers. These polymers or matrices are useful for medical applications, either with or without an active agent as part of the diacid compound.

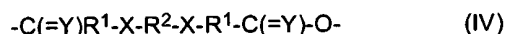
Summary of the Invention

[0004] The preparation of complex diacid precursors for preparing polyanhydride polymers reported in the art may require multiple steps, including protection and deprotection. The additional steps required to protect the acid groups prior to formation of the prepolymer can reduce the yield of the prepolymers when alternate linkages are included in the backbone *e.g.*, esters or amides. Currently, there is a need for an efficient method that provides the diacid precursors required for preparing polyanhydride polymeric compounds, preferably compounds that contain pharmaceutically active agents. The diacid precursors can be prepared using a one-step synthesis, which provides the diacid precursors in higher yields, using fewer steps, and in greater purity (requiring minimal purification) for more complex diacid precursors.

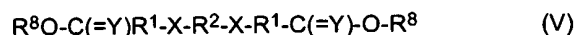
[0005] The present invention provides the products and processes as defined in claims 1 to 32.

[0006] Typically, polyanhydride polymers have been prepared by the methods of Langer and Domb. (See, *e.g.*, Domb, A.; Langer, R. *Journal of Polymer Science: Part A* 1987, 25, 3373-3386.) Poly(anhydride-esters) were synthesized in a similar manner, by melt condensation polymerization using prepolymer intermediates in a side-arm test tube containing a magnetic stir bar, attached to a gas-vacuum manifold. Typically, the monomers were polymerized at about 180 °C under vacuum (<2 mmHg) until the reaction mixture solidified, and the reaction vessel was flushed with dry nitrogen with stirring. Incomplete mixing, due to increased viscosity of the polymer melt as the reaction proceeded, resulted in prolonged polymerization times and low molecular weight polymers even at milligram scale. In addition, portions of the polymer melt would undergo local decomposition because of the high-localized temperatures resulting from incomplete mixing. This resulted in polymers that were dark brown in color.

[0007] The present invention also provides a method for preparing a polyanhydride polymer that comprise one or more units of Formula (IV) in the backbone

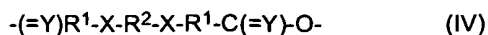


wherein each R¹ is an aryl containing group; Each Y is independently O or S; each X is independently an ester linkage, and R² is an organic group; comprising polymerizing a compound of Formula (V):



wherein each R⁸ is a group having the formula -C(=O)(C₁₋₄)alkyl; at a temperature of from about 40 °C to about 300 °C; and wherein the compound having Formula (V) is mechanically mixed during polymerization.

[0008] The present invention also provides a compound having Formula (IV):



wherein each R^1 is an chlorophenyl group; each X is independently an ester linkage. Each Y is independently O or S; and R^2 is a linking group.

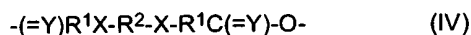
[0009] The polymerization method of the invention uses di-anhydrides, having Formula (V), prepared by acylation of diacids having Formula (I). The polymers prepared using the dynamic polymerization of the invention can have an average Molecular weight of up to about 1,000,000 daltons, wherein R^1 , R^2 and X have the same meanings as given above. The compounds that form the R^1 group contained within the polymer structure can have one carboxylic acid group and at least one amine, thiol, alcohol or phenol group. Thus, when R^1 is the residue of a therapeutic agent (drug), these polymers can function as drug delivery systems, which provide an effective means to deliver drugs in a controlled fashion as a function of polymer degradation to any site of a host.

[0010] Polyanhydride materials have been extensively studied; for example, see U.S. Patents 4,757,128, 4,997,904, 4,888,176, 4,857,311, and 5,264,540, as well as International Patent Application Publication Numbers WO 99/12990, WO 02/09769, and WO 02/09767. Applicants have discovered that anhydride polymers having high average molecular weights possess unexpected and advantageous properties that polymers having lower average molecular weights do not possess. For example, higher molecular weight polyanhydrides typically have greater mechanical strength and higher stability. Further, higher molecular weight polyanhydrides can be made into harder and thicker coatings. Accordingly, the invention provides a polymer comprising a backbone that has a plurality of anhydride bonds, wherein the polymer has an average molecular weight of at least about 120,000 daltons.

[0011] Preferably, the polymers of the invention have an average molecular weight of at least about 130,000 daltons. Another specific polymer has an average molecular weight of at least about 140,000 daltons. Another specific polymer has an average molecular weight of at least about 150,000 daltons. Another specific polymer has an average molecular weight of at least about 175,000 daltons. Another specific polymer has an average molecular weight of at least about 200,000 daltons. Even more preferable is a polymer has an average molecular weight of at least about 300,000 daltons. Another specific polymer has an average molecular weight of at least about 500,000 daltons. Another specific polymer has an average molecular weight of at least about 600,000 daltons. Another specific polymer has an average molecular weight of at least about 750,000 daltons.

[0012] Anhydride polymers that have aryl groups in the polymer backbone have been reported in International Patent Application Publication Numbers WO 99/12990, WO 02/09769, and WO 02/09767. Applicants have discovered that anhydride polymers having high average molecular weights possess unexpected and advantageous properties that polymers having lower average molecular weights do not possess. Accordingly, the invention provides a polymer comprising a backbone that has a plurality of anhydride bonds and a plurality of aryl containing groups, wherein the polymer has an average molecular weight of at least about 40,000 daltons.

[0013] Aryl anhydride polymers that degrade (e.g. hydrolyze) to provide a therapeutic agent have been reported in International Patent Application Publication Numbers WO 99/12990, WO 02/09769; and WO 02/09767. Applicant has discovered that anhydride polymers having high average molecular weights have unexpected and advantageous properties that polymers having lower molecular weights do not possess. Accordingly, the invention provides a polymer comprising a backbone that comprises a plurality of groups of Formula (IV)



wherein each R^1 is independently an aryl containing group; each X is independently an ester linkage; each Y is independently O or S; and R^2 is a linking group; wherein the polymer has an average molecular weight of at least about 40,000 daltons.

[0014] Preferably, the aryl containing polymer has an average molecular weight of at least about 50,000 daltons. Another specific polymer has an average molecular weight of at least about 60,000 daltons. Another specific polymer has an average molecular weight of at least about 70,000 daltons. Another specific polymer has an average molecular weight of at least about 80,000 daltons. Another specific polymer has an average molecular weight of at least about 90,000 daltons. Another specific polymer has an average molecular weight of at least about 100,000 daltons. Another specific polymer has an average molecular weight of at least about 150,000 daltons. Another specific polymer has an average molecular weight of at least about 200,000 daltons. Another specific polymer has an average molecular weight of at least about 250,000 daltons.

[0015] The present invention further provides polyanhydride copolymers that comprise one or more units of Formula (IV) in the backbone wherein the repeating units having Formula (IV) can have different R^1 groups, different R^2 groups, different X groups, or any combination thereof. The invention also provides a method for preparing polyanhydride copolymers comprising polymerizing a mixture of two or more compounds of Formula (V) wherein the percentage and linkage of each repeating unit is equal to the percentage and linkage of each corresponding compound of Formula (V)

and the process is carried out using dynamic polymerization at a temperature of from about 40 xC to about 300 xC with mechanical mixing.

[0016] The invention also provides synthetic intermediates and procedures described herein that are useful for preparing a compound of Formula (I).

Brief Description of the Figures

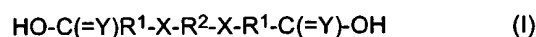
[0017]

Figures 1 and 2 illustrate two apparatuses for dynamic melt condensation polymerization by actively stirring the molten mixture, while maintaining a high vacuum (<2 mmHg).

Figure 3 is a side-arm test tube, containing a magnetic stir bar, useful for polymerization by melt condensation while maintaining high vacuum.

Detailed Description

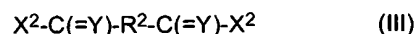
[0018] The present invention employs a one-step method for forming compounds of Formula (I):



wherein each R¹ is an aryl containing group; Each Y is independently O or S; each X is independently an ester linkage, and R² is a linking group; comprising reacting a compound of Formula (II):



with a compound having of Formula (III):



wherein R³ is an hydroxy, amine, or thiol group or an organic radical comprising an hydroxy, amine, or thiol group; and each X² is a halogen; in the presence of at least 2 equivalents to about 50 equivalents of an organic base; optionally in a suitable solvent.

[0019] The compounds of Formula (I) can be used to prepare polymers that include one or more groups in the backbone, which will yield a therapeutic agent upon breakdown of the polymer. Examples of the therapeutic agents include anti-inflammatory, analgesic, anesthetic, antipyretic anti-septic, or anti-microbial compounds. Examples of such compounds include salicylic acid, 4-aminosalicylic acid, 5-aminosalicylic acid, 4-(acetylamino)salicylic acid, 5-(acetylamino)salicylic acid, 5-chlorosalicylic acid, salicylsalicylic acid (salsalate), 4-thiosalicylic acid, 5-thiosalicylic acid, 5-(2,4-difluorophenyl)salicylic acid (diflunisal), 4-trifluoromethylsalicylic acid and the like.

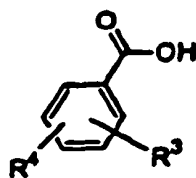
[0020] In another embodiment, the compounds of Formula (I) can contain therapeutically active compounds. The compounds having Formula (II) can be therapeutically active compounds (drugs), which can be released upon hydrolysis, enzymatic cleavage, or other mechanism of breakdown of the polymer, each X is independently an ester linkage, an amide linkage, a thioester linkage or a thioamide linkage; and R² is an organic group.

[0021] The R² group is typically a divalent organic radical having a molecular weight of from about 25 daltons to about 400 daltons. More preferably, R² has a molecular weight of from about 40 daltons to about 300 daltons.

[0022] More specifically, R² is a divalent, branched or unbranched, saturated or unsaturated hydrocarbon chain, having from 1 to 25 carbon atoms, wherein one or more (e.g. 1, 2, 3, or 4) of the carbon atoms is optionally replaced by (-O-) or (-NR-), or an amino acid derivative or a peptide, and wherein the chain is optionally substituted on carbon with one or more (e.g. 1, 2, 3, or 4) substituents selected from the group consisting of (C₁-C₆)alkoxy, (C₃-C₆)cycloalkyl, (C₁-C₆)alkanoyl, (C₁-C₆)alkanoyloxy, (C₁-C₆)alkoxycarbonyl, (C₁-C₆)alkylthio, azido, cyano, nitro, halo, hydroxy, oxo, carboxy, aryl, aryloxy, heteroaryl, and heteroaryloxy.

[0023] The R³ group is an hydroxy, amine, or thiol group or an organic radical comprising an hydroxy, amine, or thiol group. Non-limiting examples of R³ groups include hydroxyalkylene, aminoalkylene or thioalkylene groups. Specific R³ groups include groups such as, for example, HO(C₁₋₆)alkylene; HS(C₁₋₆)alkylene or R⁶HN(C₁₋₆)alkylene, and the like; where R⁶ is hydrogen, (C₁-C₆)alkyl, (C₃-C₃)cycloalkyl, (C₃-C₆)cycloalkyl(C₁-C₆)alkyl, aryl or aryl(C₁-C₆)alkyl.

[0024] In another embodiment, the compounds having Formula (I) are formed from low molecular weight drug molecules (therapeutic agents) having Formula (VI):



(VI)

wherein R^3 is an hydroxy, amine, or thiol group or an organic radical comprising an hydroxy, amine, or thiol group; R^4 is hydrogen, halo, NHR^5 , or aryl optionally substituted with hydroxy, halo or halo C_{1-4} alkyl; and R^5 is hydrogen, (C_{1-6})alkyl, (C_{3-6})cycloalkyl, (C_{3-6})cycloalkyl(C_{1-6})alkyl, aryl, heteroaryl, aryl(C_{1-6})alkyl, or heteroaryl(C_{1-6})alkyl or $-C(O)C_{1-4}$ alkyl. Accordingly, diacids of Formula (I) are the polymer backbone of polymeric drug delivery systems comprising these low molecular weight drugs.

[0025] In one embodiment, each X is an ester linkage.

[0026] The Formula (II) compound contains, within its molecular structure, one carboxylic acid group. In addition, the drug contains at least one hydroxy ($-OH$) group, amine ($-NHR^6$) group, thiol ($-SH$) group, within its structure. Preferred R^3 groups include but are not limited to $-OH$, $-SH$, $-NH_2$, or $-NHR^6$, where R^6 is hydrogen, (C_1-C_6)alkyl, (C_3-C_6)cycloalkyl, (C_3-C_6)cycloalkyl(C_1-C_6)alkyl, aryl, heteroaryl, aryl(C_1-C_6)alkyl, or heteroaryl(C_1-C_6)alkyl. R^4 groups include but are not limited to (C_1-C_6)alkyl, (C_3-C_6)cycloalkyl, (C_3-C_6)cycloalkyl(C_1-C_6)alkyl, aryl, heteroaryl, halo, aryl(C_1-C_6)alkyl, or heteroaryl(C_1-C_6)alkyl amino, halo(C_1-C_6)alkyl, (halo)aryl, and the like. Preferred R^4 groups are $-NH_2$, $-NHAc$, $-C1$, 2,4-difluorophenyl, chloromethyl, difluoromethyl, $-CF_3$ and the like.

[0027] Examples of suitable biologically active compounds include salicylic acid, 4-aminosalicylic acid, 5-aminosalicylic acid, 4-(acetamino)salicylic acid; 5-(acetamino)salicylic acid, 5-chlorosalicylic acid, salicylsalicylic acid (salsalate), 4-thiosalicylic acid, 5-thiosalicylic acid, 5-(2,4-difluorophenyl)-salicylic acid (diflunisal), 4-trifluoromethylsalicylic acid sulfasalazine, dichlofenac, penicillamine, balsalazide, olsalazine, mefenamic acid, carbidopa, levodopa, etodolac, cefaclor, captopril, and the like.

Definitions

[0028] The following definitions are used, unless otherwise described: halogen or halo is fluoro, chloro, bromo, or iodo. Alkyl, alkoxy, etc. denote both straight and branched groups; but reference to an individual radical such as "propyl" embraces only the straight chain radical, a branched chain isomer such as "isopropyl" being specifically referred to.

[0029] As used herein an "aryl containing group" is a residue of an organic compound that has one or more aryl groups in its structure.

[0030] Aryl denotes a phenyl radical or an ortho-fused bicyclic carbocyclic radical having about nine to ten ring atoms in which at least one ring is aromatic. Heteroaryl encompasses a radical attached via a ring carbon of a monocyclic aromatic ring containing five for six ring atoms consisting of carbon and one to four heteroatoms each selected from the group consisting of non-peroxide oxygen, sulfur, and $N(X)$ wherein X is absent or is H, O, (C_{1-6})alkyl, phenyl or benzyl, as well as a radical of an ortho-fused bicyclic heterocycle of about eight to ten ring atoms derived therefrom, particularly an aryl-derivative or one derived by fusing a propylene, trimethylene, or tetramethylene diradical thereto.

[0031] The term ester linkage means $-OC(=O)-$ or $-C(=O)O-$; the term amide linkage means $-N(R)C(=O)-$ or $-C(=O)N(R)-$; the term thioester linkage means $-SC(=O)-$ or $-C(=O)S-$; and the term thioamide linkage means $-N(R)C(=S)-$ or $-C(=S)N(R)-$, wherein each R is a suitable organic radical, such as, for example, hydrogen, (C_1-C_6)aryl, (C_3-C_6)cycloalkyl, (C_3-C_6)cycloalkyl(C_1-C_6)alkyl aryl, heteroaryl, aryl(C_1-C_6)alkyl, or heteroaryl(C_1-C_6)alkyl.

[0032] The term "amino acid," comprises the residues of the natural amino acids (e.g. Ala, Arg, Asn, Asp, Cys, Glu, Gln, Gly, His, Hyl, Hyp, Ile, Leu, Lys, Met, Phe, Pro, Ser, Thr, Trp, Tyr, and Val) in D or L form, as well as unnatural amino acids (e.g. phosphoserine, phosphothreonine, phosphotyrosine, hydroxyproline, gamma-carboxyglutamate; hippuric acid, octahydroindole-2-carboxylic acid, statine, 1,2,3,4-tetrahydroisoquinoline-3-carboxylic acid, penicillamine, ornithine, citrulline, α -methyl-alanine, para-benzoylphenylalanine, phenylglycine, propargylglycine, sarcosine, and tert-butylglycine). The term also comprises natural and unnatural amino acids bearing a conventional amino protecting group (e.g., acetyl or benzyloxycarbonyl), as well as natural and unnatural amino acids protected at the carboxy terminus (e.g., as a (C_1-C_6)alkyl, phenyl or benzyl ester or amide; or as an α -methylbenzyl amide). Other suitable amino and carboxy protecting groups are known to those skilled in the art (See for example, Greene, T. W.; Wutz, P.G.M. "Protecting Groups In Organic Synthesis" second edition, 1991, New York, John Wiley & sons, Inc., and references cited therein).

[0033] The term "peptide," describes a sequence of 2 to 35 amino acids (e.g. as defined hereinabove) or peptidyl

residues. The sequence may be linear or cyclic. For example, a cyclic peptide can be prepared or may result from the formation of disulfide bridges between two cysteine residues in a sequence. Preferably a peptide comprises 3 to 20 amino acids, or preferably 5 to 15 amino acids. Peptide derivatives can be prepared as disclosed in U.S. Patent Numbers 4,612,302; 4,853,371; and 4,684,620, or as described in the Examples hereinbelow. Peptide sequences specifically recited herein are written with the amino terminus on the left and the carboxy terminus on the right.

[0034] The term "therapeutic agent" includes any compound that provides a beneficial therapeutic effect when administered to a mammal. The term includes anti-inflammatory, analgesic, anesthetic, antipyretic anti-septic, or anti-microbial compounds.

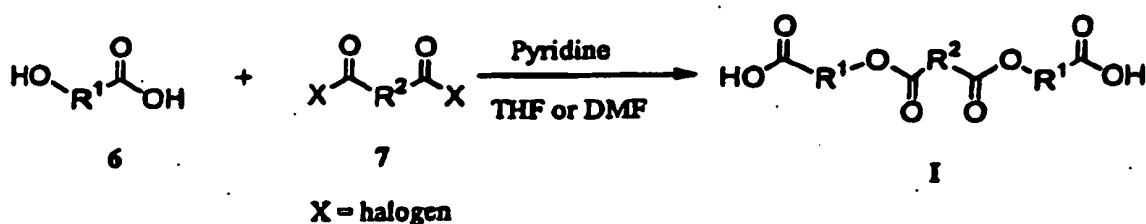
[0035] The term "dynamic polymerization or mechanical mixing" refers to a method for polymerizing the compounds having Formula (I) wherein the polymerization apparatus can actively stir the molten polymerization mixture. This will minimize the discoloration due to incomplete mixing of the polymerization mixture.

[0036] The invention provides a general method that is useful for preparing a wide array of diacid compounds that are useful for example, for preparing polyanhydrides. Accordingly, the nature of the "aryl containing group" R^1 is not critical provided it is a group that does not interfere with the synthetic method of the invention. The aryl containing group can be any aryl containing compound that contains one or more carbon atoms. In one embodiment, the aryl containing group includes from one to one hundred carbon atoms; the aryl containing group can also include a number of heteroatoms and/or functional groups, as well as mono- di- and poly-cyclic rings, and aromatic and heteroaromatic rings. In another embodiment, the aryl containing group includes from one to fifty carbon atoms. In another embodiment, the aryl containing group includes from one to twenty carbon atoms. Typically, the aryl containing group has a molecular weight of less than about 500 amu. In one embodiment, the aryl containing group has a molecular weight of less than about 300 amu. In another embodiment, the aryl containing group has a molecular weight of less than about 200 amu. In one embodiment, the method of the invention is useful for preparing diacid intermediates that are useful for preparing anhydride polymers that have therapeutic agents in the polymer backbone; accordingly, the "aryl containing group" R^1 can be the residue of a therapeutic agent.

Diacid Synthesis

[0037] A representative general synthesis for preparing the compounds of Formula (I) is illustrated in Scheme 1. A free (unprotected) salicylate (6) can be directly coupled with the diacyl halide (7) in the presence of at least about 2 equivalents to about 50 equivalents of an organic base such as, for example, pyridine and the like in a suitable solvent, such as, for example, tetrahydrofuran (THF), dimethyl formamide (DMF) or mixtures thereof, to provide the compounds of Formula (I). In one embodiment, the process uses solvents such as tetrahydrofuran (THF) and N,N-dimethyl formamide (DMF), in the presence of stoichiometric pyridine. In another embodiment, there is an excess of pyridine or the pyridine is used as a co-solvent, e.g., 3 parts THF to 1 part pyridine, by volume). In another embodiment, there is no solvent other than the organic base.

Scheme 1



[0038] The present method eliminates the need to protect the acid groups of the salicylates, 6. In addition, there is no need for further purification of the diacid product (I), except for washing with an appropriate suitable solvent. This is because of the large differences in solubility between the products (I) and any by-products that can be formed. The solvent choice is dependent upon the solubility characteristics of the salicylate used. Resultant conversions are quantitative and isolated yields are greater than 80%.

Polymerization

[0039] The biocompatible, biodegradable polyanhydride polymers prepared by the process of the invention may be used to produce a variety of useful products with valuable physical and chemical properties. The polyanhydride polymers

are useful in applications, such as, for example, the delivery of biologically active compounds, preparing films, coatings, medical implants, coatings for medical implants and the like.

[0040] The polymers prepared by the process of the invention can be readily processed into pastes or films, coatings, microspheres and fibers with different geometric shapes for design of various medical implants. The polymers can be processed into finished articles or coatings using techniques known in the art, such as, for example, solvent casting, spraying solutions or suspensions, compression molding and extrusion. Examples of such applications include, but are not limited to, medical, dental and cosmetic uses.

[0041] Medical implant applications include the use of the polyanhydrides to form shaped articles such as vascular grafts and stents, bone plates, sutures, implantable sensors, implantable drug delivery devices, stents for tissue regeneration, and other articles that decompose into non-toxic components within a known time period. In addition, the polymers can be used to form coating layers for articles such as vascular grafts and stents, bone plates, sutures, implantable sensors, implantable drug delivery devices, stents for tissue regeneration, and other articles, which may require the release of an active compound.

[0042] Polymers prepared from the process of the present invention can also be incorporated into oral formulations and into products such as skin moisturizers, cleansers, pads, plasters, lotions, creams, gels, ointments, solutions, shampoos, tanning products and lipsticks for topical application.

[0043] Although the invention provides a process to prepare polymers that are prepared from suitably functionalized compounds having Formula (I), the mechanical and degradation properties of polymers comprising one or more compounds having Formula (II) can be controlled by modifying the linking group (R^2) in the polymer backbone. The polymers prepared from the compounds having Formula (I) can be homopolymers, *i.e.*, having identical repeating units having Formula (IV), or copolymers, *i.e.*, having two or more repeating units having Formula (IV) where the repeating units having Formula (IV) have different R^1 groups, different R^2 groups, different X groups or any combination thereof.

[0044] Preferably, the polymers prepared from the process of the present invention comprise backbones wherein biologically active compounds and linker groups (R^2) are bonded together through ester linkages, thioester linkages, amide linkages, thioamide linkages, or a mixture thereof. Due to the presence of the ester, thioester, amide, and/or thioamide linkages, the polymers can be hydrolyzed, enzymatically, or otherwise degraded under physiological conditions to provide the biologically active compounds. Thus, the polymers prepared from the process of the present invention can be particularly useful as a controlled release source for a biologically active compound, or as a medium for the localized delivery of a biologically active compound to a selected site. For example, the polymers prepared from the process of the present invention can be used for the localized delivery of a therapeutic agent to a selected site within the body of a human patient (*i.e.* within or near a tumor), where the degradation of the polymer provides localized, controlled release of the therapeutic agent.

[0045] The polyanhydrides prepared using the dynamic polymerization of the invention can have an average molecular weight of about 1500 daltons to about 1,000,000 daltons. Preferred aromatic polyanhydrides have average molecular weights of about 10,000 daltons, up to about 200,000 daltons. The average molecular weight (M_w) is determined using Gel Permeation Chromatography (GPC) relative to narrow molecular weight polystyrene standards.

[0046] In another embodiment, the polymers prepared using the dynamic polymerization of the invention can have an average molecular weight between about 1500 daltons up to about 100,000 daltons.

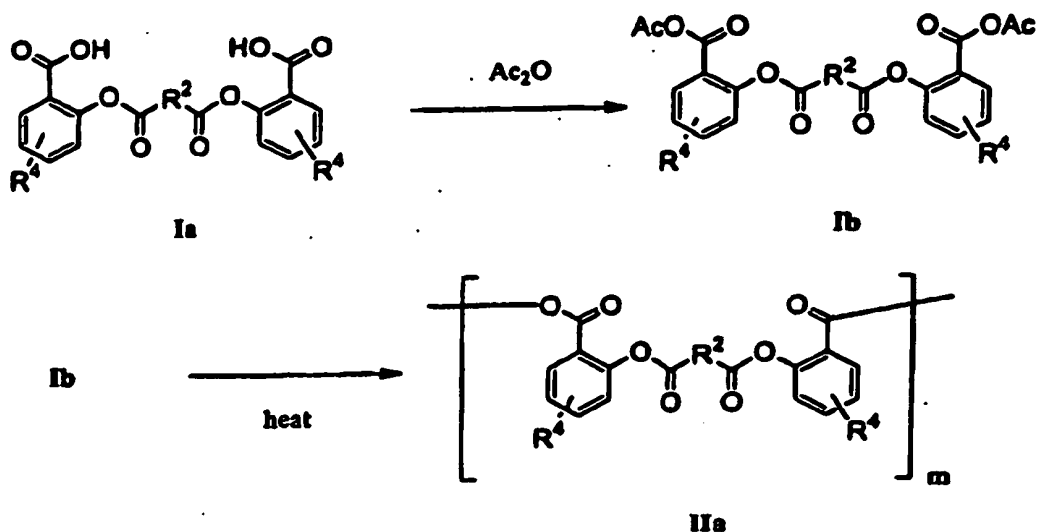
Polymers

[0047] The polymerization apparatuses illustrated in the figures provided herein are designed to facilitate the dynamic polymerization and provide higher molecular weight materials on both the milligram and gram scale. However, the polymerization can be carried out using any mechanical mixing equipment or method known in the art. Examples of equipment and methods suitable for preparing polymers according to the process of the invention include a plow-type mixer, screw-type extruder, ribbon-type mixer, reciprocating venturi turn-screw mixer extruder, extruder with inline static mixer, Banbury mixer conical screw blender, compound helical mixer, open-helical blade mixer, auger-type mixer, anchor-type blade mixer, multi-shaft mixer, and the like.

[0048] One embodiment of the dynamic polymerization process for preparing polyanhydride polymers from the diacid/precursors having Formula (I) is provided as a further embodiment of the invention. An illustrative process is presented in Scheme II, in which the meanings of the generic radicals are as given above unless otherwise qualified. For example, a polyanhydride polymer can be prepared by the process of the present invention, as illustrated in Scheme II, from a precursor having Formula (I). Diacid/precursor, **1a**, is acylated using acetic anhydride. (See, for example, Conix, Macromol. Synth., 2, 95-99 (1996).) After removal of acetic acid or acetic anhydride, the acetylated compound, **1b**, is stirred and heated at a temperature of from about 40 °C to about 300 °C, under vacuum to effect polymerization and remove acetic acid. Preferably, the polymerization mixture is heated at a temperature of from about 100 °C to about 220 °C. More preferably the polymerization temperatures is from about 100°C to about 180 °C. The monomer mixture is mechanically agitated during polymerization. Typically, the polymerization mixture is stirred at a speed of from about 40

revolutions per minute (rpm) to about 200 rpm and preferably from about 50 rpm to about 150 rpm. This provides the anhydride polymer, IIa.

Scheme II



[0049] A second embodiment of the dynamic polymerization process includes the isolation and purification of the intermediate precursor/prepolymer Ib in Scheme II. For example, the diacid/precursor Ia (Scheme II) is acetylated using acetic anhydride as described above. In this embodiment, a portion but not all of the acetic acid or acetic anhydride is removed by distillation. The prepolymer Ib is induced to crystallize from solution by the addition of an appropriate solvent. For example, in the preparation of Ib 50 to 80% of acetic acid or acetic anhydride is removed by distillation and the prepolymer is made to crystallize by way of the addition of a mixture of ethyl ether and petroleum ether. In this embodiment, the purified prepolymer Ib is isolated and polymerized in a separate operation. For example, purified Ib (Scheme II) is isolated by filtration and vacuum drying, and then is mechanically agitated and heated at a temperature from about 40°C to about 300°C under vacuum to effect polymerization and remove acetic anhydride. The prepolymer is mechanically agitated during polymerization. Typically, the polymerization mixture is stirred at a speed of from about 40 rpm to 200 rpm and preferably from about 50 rpm to 150 rpm. This provides the anhydride polymer.

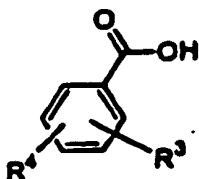
[0050] By altering the polymerization using simple, inexpensive, and readily available components, a polymerization apparatus that actively stirred the molten polymerization mixture, while maintaining a high vacuum (<2 mmHg) was constructed. Both small (<1 g) and medium (1 g-100 g) scale polymerizations can be performed using a typical laboratory stirring motor. Examples of polymerization vessels suitable for dynamic mixing with a mechanical stirrer are illustrated in Figures 1 and 2, as a function of batch size. The dynamic mixing of the present invention provides polymers with increased molecular weights.

[0051] In another embodiment of the invention a polymerization process for preparing polyanhydride copolymers from a mixture of polymer precursors of Formula (V) wherein the precursors have different R¹ groups, different R² groups, different X groups, or any combination thereof is provided. For example, a polyanhydride copolymer can be prepared by the process of the present invention from a mixture of precursors having the Formula (V). In each precursor at least one of the R¹ groups, R² groups, or X groups is different than the corresponding group in the second precursor, e.g., two R¹ groups in two different precursors can provide different therapeutic agents upon degradation.

Therapeutically Active Agents

[0052] It has been found that the polyanhydride compounds of the invention can serve as a polymer backbone for degradable polymeric drug delivery systems for a multitude of low molecular weight therapeutically active agents (drugs), such as, for example, those disclosed in U.S. Patent No. 6,486,214. Drugs, which can be linked into degradable copolymers via the polyanhydrides, have the following characteristics. The drugs preferably have relatively low molecular weights of approximately 1,000 daltons or less. The drugs contain within its molecular structure at least one carboxylic acid group. In addition, the drugs contain at least one hydroxy (-OH), amine (-NHR⁶), or thiol (-SH), group within its structure.

[0053] In another embodiment, each R¹ is derived from a compound having the Formula (VI):



wherein R³ is an amine, thiol, or hydroxy group; R⁴ is hydrogen, halo, NHR⁵, or aryl optionally substituted with hydroxy, halo or haloC₁₋₄alkyl; and R⁵ is hydrogen, (C₁-C₆)alkyl, (C₃-C₆)cycloalkyl, (C₃-C₆)cycloalkyl(C₁-C₆)alkyl, aryl, Heteroaryl, aryl(C₁-C₆)alkyl, or heteroaryl(C₁-C₆)alkyl or -C(O)C₁₋₄alkyl.

[0054] In another embodiment each R¹ is an aryl containing group that will yield a therapeutic agent upon hydrolysis of the polymer.

[0055] In another embodiment each therapeutic agent is independently an anti-inflammatory, analgesic, anesthetic, or antipyretic compound comprising a carboxylic acid group and at least one amine, thiol, or hydroxy group.

Linking Group "R²"

[0056] The nature of the linking group "R²" in a polymer of the invention is not critical provided the polymer of the invention possesses acceptable mechanical properties and release kinetics for the selected therapeutic application. The linking group R² is typically a divalent organic radical having a molecular weight of from about 25 daltons to about 400 daltons. More preferably, R² has a molecular weight of from about 40 daltons to about 300 daltons.

[0057] The linking group R² typically has a length of from about 5 angstroms to about 100 angstroms using standard bond lengths and angles. More preferably, the linking group L has a length of from about 10 angstroms to about 50 angstroms.

[0058] The linking group may be biologically inactive, or may itself possess biological activity. The linking group can also comprise other functional groups (including hydroxy groups, mercapto groups, amine groups, carboxylic acids, as well as others) that can be used to modify the properties of the polymer (e.g. for branching, for cross linking, for appending other molecules (e.g. another biologically active compound) to the polymer, for changing the solubility of the polymer, or for effecting the biodistribution of the polymer).

Specific And Preferred Values

[0059] Specific and preferred values listed herein for radicals substituents, groups, and ranges, are for illustration only; they do not exclude other defined values or other values within defined ranges for the radicals and substituents.

[0060] Specifically, (C₁-C₆)alkyl can be methyl, ethyl, propyl, isopropyl, butyl, iso-butyl, sec-butyl, pentyl, 3-pentyl, or hexyl; (C₃-C₆)cycloalkyl can be cyclopropyl, cyclobutyl, cyclopentyl, or cyclohexyl; (C₃-C₆)cycloalkyl(C₁-C₆)alkyl can be cyclopropylmethyl, cyclobutylmethyl, cyclopentylmethyl, cyclohexylmethyl, 2-cyclopropylethyl, 2-cyclobutylethyl, 2-cyclopentylethyl, or 2-cyclohexylethyl; (C₁-C₆)alkoxy can be methoxy, ethoxy, propoxy, isopropoxy, butoxy, iso-butoxy, sec-butoxy, pentoxy, 3-pentoxy, or hexyloxy; (C₁-C₆)alkanoyl can be acetyl, propanoyl or butanoyl; (C₁-C₆)alkoxycarbonyl can be methoxycarbonyl, ethoxycarbonyl, propoxycarbonyl, isopropoxycarbonyl, butoxycarbonyl, pentoxycarbonyl, or hexyloxy; (C₁-C₆)alkylthio can be methylthio, ethylthio, propylthio, isopropylthio, butylthio, isobutylthio, pentylthio, or hexylthio; (C₂-C₆)alkanoyloxy can be acetoxyl, propanoyloxy, butanoyloxy, isobutanoyloxy, pentanoyloxy, or hexanoyloxy; aryl can be phenyl, indenyl, or naphthyl; and heteroaryl can be furyl, imidazolyl, triazolyl, triazinyl, oxazolyl, isoxazolyl, thiazolyl, isothiazolyl, pyrazolyl, pyrrolyl, pyrazinyl, tetrazolyl, pyridyl, (or its N-oxide), thienyl, pyrimidinyl (or its N-oxide), indolyl, isoquinolyl (or its N-oxide) or quinolyl (or its N-oxide).

[0061] A specific value for R² is a divalent, branched or unbranched, saturated, or unsaturated hydrocarbon chain, having from 1 to 25 carbon atoms, wherein one or more (e.g. 1, 2, 3, or 4) of the carbon atoms is optionally replaced by (-O-) or (-NR-), or an amino acid derivative or a peptide, and wherein the chain is optionally substituted on carbon with one or more (e.g. 1, 2, 3, or 4) substituents selected from the group consisting of (C₁-C₆)alkoxy, (C₃-C₆)cycloalkyl, (CC₁-C₁₂)alkanoyl, (C₁-C₆)alkanoyloxy, (C₁-C₆)alkoxycarbonyl, (C₁-C₆)alkylthio, -OP(=O)O(C₁-C₁₂)alkyl, azido, cyano, nitro, halo, hydroxy, oxo, carboxy, aryl, aryloxy, heteroaryl, and heteroaryloxy.

[0062] R² is a divalent, branched or unbranched, saturated or unsaturated hydrocarbon chain, having from 1 to 20 carbon atoms, wherein the chain is optionally substituted on carbon with one or more (e.g. 1, 2, 3, or 4) substituents selected from the group consisting of (C₁-C₆)alkoxy, (C₃-C₆)cycloalkyl, (C₁-C₆)alkanoyl, (C₁-C₆)alkanoyloxy, (C₁-C₆)

alkoxycarbonyl, (C₁-C₆)alkylthio, azido, cyano, nitro, halo, hydroxy, oxo, carboxy, aryl, aryloxy, heteroaryl, and heteroaryloxy.

[0063] Another specific value for R² is -(CHR⁹)₄- where each R⁹ is hydrogen, -C(=O)(CH₂)₁₀CH₃ or -OP(=O)O(CH₂)₁₀CH₃.

[0064] Another specific value for R² is an amino acid.

[0065] Another specific value for R² is a peptide.

[0066] Another specific value for R² is a divalent, branched or unbranched, saturated or unsaturated hydrocarbon chain, having from 1 to 20 carbon atoms, wherein one or more (e.g. 1, 2, 3, or 4) of the carbon atoms is optionally replaced by (-O-) or (-NR-).

[0067] A more specific value for R² is a divalent, branched or unbranched, saturated or unsaturated hydrocarbon chain, having from 3 to 20 carbon atoms, wherein one or more (e.g. 1, 2, 3, or 4) of the carbon atoms is optionally replaced by (-O-) or (-NR-), and wherein the chain is optionally substituted on carbon with one or more (e.g. 1, 2, 3, or 4) substituents selected from the group consisting of (C₁-C₆)alkoxy, (C₃-C₆)cycloalkyl, (C₁-C₆)alkanoyl, (C₁-C₆)alkanoyloxy, (C₁-C₆)alkoxycarbonyl, (C₁-C₆)alkylthio, azido, cyano, nitro, halo, hydroxy, oxo, carboxy, aryl, aryloxy, heteroaryl, and heteroaryloxy.

[0068] Another more specific value for R² is a divalent, branched or unbranched, saturated or unsaturated hydrocarbon chain, having from 3 to 20 carbon atoms, wherein one or more (e.g. 1, 2, 3, or 4) of the carbon atoms is optionally replaced by (-O-), (-C(O)O-), (-C(S)O-), (-C(O)NR⁷-), (-C(S)NR⁷-), or (-NR⁷-), wherein R⁷ is hydrogen or (C₁-C₆)alkyl.

[0069] Another more specific value for R² is a divalent, branched or unbranched, saturated or unsaturated hydrocarbon chain, having from 3 to 20 carbon atoms.

[0070] A preferred value for R² is a divalent, branched or unbranched, hydrocarbon chain, having from 4 to 15 carbon atoms.

[0071] Specific divalent hydrocarbon chains are n-butyl, n-hexyl, n-octyl, n-decyl, n-dodecyl or n-tetradecyl.

[0072] Another preferred value for R² is a divalent hydrocarbon chain having 8 or 14 carbon atoms.

[0073] A specific value for R³ group is HO(C₁₋₆)alkylene; HS(C₁₋₆)alkylene or R⁶HN(C₁₋₆)alkylene.

[0074] Another specific value for R³ is -OH, -SH, -NH₂, or HNR⁶.

[0075] A more specific value for R³ is -OH, -SH, or -NH₂.

[0076] A specific value for R⁴ is halo, NHR⁵, or aryl optionally substituted with hydroxy, halo or haloC₁₋₄alkyl; and R³ is hydrogen or -C(O)C₁₋₄alkyl.

[0077] Another specific value for R⁴ is -NH₂, -NHAc, -Cl, 2,4-difluorophenyl, chloromethyl, difluoromethyl, -CF₃.

[0078] Another specific value for R⁴ is -Cl, or 2,4-difluorophenyl,

[0079] A specific value for R⁵ is hydrogen or (C₁-C₆)alkyl.

[0080] A specific value for R⁵ is hydrogen, methyl, ethyl or propyl.

[0081] A specific value for R⁶ is hydrogen, (C₁-C₆)alkyl, (C₃-C₆)cycloalkyl, (C₃-C₆)cycloalkyl(C₁-C₆)alkyl, aryl or aryl(C₁-C₆)alkyl

[0082] A specific value for R⁷ is hydrogen, methyl, ethyl or propyl.

[0083] A specific value for R⁸ is a -C(=O)CH₃.

[0084] A specific value for Y is O.

[0085] A specific polyanhydride polymer of the present invention includes biologically active compounds provided that the biologically active compound is a hydroxy carboxylic acid.

[0086] A specific polyanhydride polymer of the present invention includes biologically active compounds provided that the biologically active compound is an alpha-hydroxy carboxylic acid.

[0087] A specific polyanhydride polymer of the present invention includes biologically active compounds provided that the biologically active compound is a hydroxy aryl carboxylic acid.

[0088] A specific polyanhydride polymer of the present invention includes biologically active compounds provided that the biologically active compound is an ortho-hydroxy aryl carboxylic acid.

[0089] Another specific polyanhydride polymer is a polymer where salicylic acid is the biologically active compound and R² is -(CH₂)₈.

[0090] Another specific polyanhydride polymer is a polymer where diflunisal is the biologically active compound and R² is -(CH₂)₁₄.

[0091] Such a polymer, wherein each R₁ is an aryl containing group that will provide a different biologically active compound upon hydrolysis of the polymer, are particularly useful for the administration of a combination of two therapeutic agents to an animal or a plant.

Formulations

[0092] The polymers of the invention can be formulated as pharmaceutical compositions and administered to a mammalian host, such as a human patient in a variety of forms adapted to the chosen route of administration, i.e., orally,

rectally, or parenterally, by intravenous, intramuscular, intraperitoneal, intraspinal, intracranial, topical, ocular or subcutaneous routes. For some routes of administration, the polymer can conveniently be formulated as micronized particles.

[0093] Thus, the present polymeric compounds may be systemically administered, *e.g.*, orally, in combination with a pharmaceutically acceptable vehicle such as an inert diluent or an assimilable edible carrier. They may be enclosed in hard or soft shell gelatin capsules, may be compressed into tablets, or may be incorporated directly with the food of the patient's diet. For oral therapeutic administration, the active compound may be combined with one or, more excipients and used in the form of ingestible tablets, buccal tablets, troches, capsules, elixirs, suspensions, syrups, wafers, and the like. Such compositions and preparations preferably contain at least 0.1 % of polymer by weight. The percentage of the compositions and preparations may, of course, be varied and may conveniently be between about 2 to about 80% of the weight and preferably 2 to about 60 % of a given unit dosage form. The amount of polymer in such therapeutically useful compositions is such that an effective dosage level will be obtained.

[0094] The tablets, troches, pills, capsules, and the like may also contain the following: binders such as gum tragacanth, acacia, corn starch or gelatin; excipients such as dicalcium phosphate; a disintegrating agent such as corn starch, potato starch, alginic acid and the like; a lubricant such as magnesium stearate; and a sweetening agent such as sucrose, fructose, lactose or aspartame or a flavoring agent such as peppermint, oil of wintergreen, or cherry flavoring may be added. When the unit dosage form is a capsule, it may contain, in addition to materials of the above type, a liquid carrier, such as a vegetable oil or a polyethylene glycol. Various other materials may be present as coatings or to otherwise modify the physical form of the solid unit dosage form. For instance, tablets, pills, or capsules may be coated with gelatin, wax, shellac or sugar and the like. A syrup or elixir may contain the polymeric compound, sucrose or fructose as a sweetening agent, methyl and propylparabens as preservatives, a dye and flavoring such as cherry or orange flavor. Of course, any material used in preparing any unit dosage form should be pharmaceutically acceptable and substantially non-toxic in the amounts employed. In addition, the active compound may be incorporated into sustained-release preparations and devices.

[0095] The polymer may also be administered intravenously, intraspinal, intracranial, or intraperitoneally by infusion or injection. Solutions of the polymer can be prepared in a suitable solvent such as an alcohol, optionally mixed with a nontoxic surfactant. Dispersions can also be prepared in glycerol, liquid polyethylene glycols, triacetin, and mixtures thereof and in oils. Under ordinary conditions of storage and use, these preparations contain a preservative to prevent the growth of microorganisms.

[0096] The pharmaceutical dosage forms suitable for injection or infusion can include sterile solutions or dispersions or sterile powders comprising the polymer containing the active ingredient which are adapted for the extemporaneous preparation of sterile injectable or infusible solutions or dispersions, optionally encapsulated in liposomes. In all cases, the ultimate dosage form should be sterile, fluid and stable under the conditions of manufacture and storage. The liquid carrier or vehicle can be a solvent or liquid dispersion medium comprising, for example, ethanol, a polyol (for example, glycerol, propylene glycol, liquid polyethylene glycols, and the like), vegetable oils, nontoxic glyceryl esters, and suitable mixtures thereof. The proper fluidity can be maintained, for example, by the formation of liposomes, by the maintenance of the required particle size in the case of dispersions or by the use of surfactants. The prevention of the action of microorganisms can be brought about by various antibacterial and antifungal agents, for example, parabens, chlorobutanol, phenol, sorbic acid, thimerosal, and the like. In many cases, it will be preferable to include isotonic agents, for example, sugars buffers or sodium chloride. Prolonged absorption of the injectable compositions can be brought about by the use in the compositions of agents delaying absorption, for example, aluminum monostearate and gelatin.

[0097] For topical administration, the present polymers can be applied in pure form. However, it will generally be desirable to administer them as compositions or formulations, in combination with a dermatologically acceptable carrier, which may be a solid or a liquid.

[0098] Useful solid carriers include finely divided solids such as talc, clay, microcrystalline cellulose, silica, alumina and the like. Useful liquid carriers include, alcohols or glycols or alcohol/glycol blends, in which the present compounds can be dissolved or dispersed at effective levels, optionally with the aid of non-toxic surfactants. Adjuvants such as fragrances and additional anti-microbial agents can be added to optimize the properties for a given use. The resultant liquid compositions can be applied from absorbent pads, used to impregnate bandages and other dressings, or sprayed onto the affected area using pump-type or aerosol sprayers.

[0099] Thickeners such as synthetic polymers, fatty acids, fatty acid salts and esters, fatty alcohols, modified celluloses or modified mineral materials can also be employed with liquid carriers to form spreadable pastes, gels, ointments, soaps, and the like, for application directly to the skin of the user.

[0100] Examples of useful dermatological compositions which can be used to deliver the polymers of the invention to the skin are known to the art; for example, see Jacquet et al. (U.S. Pat. No. 4,608,392), Geria (U.S. Pat. No. 4,992,478), Smith et al. (U.S. Pat. No. 4,559,157) and Wortzman (U.S. Pat. No. 4,820,508).

Dosages

[0101] Useful dosages of the polymers can be determined by comparing their *in vitro* activity, and *in vivo* activity of the therapeutic agent in animal models. Methods for the extrapolation of effective dosages in mice, and other animals, to humans are known to the art; for example, see U.S. Pat. No. 4,938,949. Additionally, useful dosages can be determined by measuring the rate of hydrolysis for a given polymer under various physiological conditions. The amount of a polymer required for use in treatment will vary not only with the particular polymer selected but also with the route of administration, the nature of the condition being treated and the age and condition of the patient and will be ultimately at the discretion of the attendant physician or clinician.

[0102] The desired dose may conveniently be presented in a single dose or as divided doses administered at appropriate intervals, for example, as two, three, four or more sub-doses per day. The sub-dose itself may be further divided, e.g., into a number of discrete loosely spaced administrations.

Combination Therapies

[0103] The polymers of the invention are also useful for administering a combination of therapeutic agents to an animal. Such a combination therapy can be carried out in the following ways: 1) a second therapeutic agent can be dispersed within the polymer matrix of a polymer of the invention, and can be released upon degradation of the polymer, 2) a second therapeutic agent can be appended to a polymer of the invention (*i.e.*, as a sidechain on the polymer) with bonds that hydrolyze to release the second therapeutic agent under physiological conditions; 3) the polymer of the invention can incorporate two therapeutic agents into the polymer backbone (e.g. a polymer comprising one or more units of Formula (I)) or 4) two polymers of the invention, each with a different therapeutic agent can be administered together (or within a short period of time).

[0104] Thus, the invention also provides a pharmaceutical composition comprising a polymer of the invention and a second therapeutic agent that is dispersed within the polymer matrix of a polymer of the invention. The invention also provides a pharmaceutical composition comprising a polymer of the invention having a second therapeutic agent appended to the polymer (e.g. with bonds that will hydrolyze to release the second therapeutic agent under physiological conditions).

[0105] The polymers of the invention can also be administered in combination with other therapeutic agents that are effective to treat a given condition to provide a combination therapy. Thus, the invention also provides a method for treating a disease in a mammal comprising administering an effective amount of a combination of a polymer of the invention and another therapeutic agent. The invention also provides a pharmaceutical composition comprising a polymer of the invention, another therapeutic agent, and a pharmaceutically acceptable carrier.

[0106] The invention will now be illustrated by the following non-limiting Examples.

Examples

[0107] Materials. Solvents and reagents were purchased from Fisher (Pittsburgh, PA), and fine chemicals from Aldrich (St. Louis, MO). All reagents were used as received. Polymerization glassware was obtained from Kimble-Kontes (14/10 microscale glassware) and ChemGlass (24/40 glassware) and used without modification. Stainless steel lab spoons (Spoonula) were obtained from Fisher and were modified using a machine-shop grinder.

[0108] Methods. Proton nuclear magnetic resonance (¹H-NMR) were recorded on either a Varian 200 MHz or 300 MHz spectrometer. Samples (5-10 mg) were dissolved in the appropriate deuterated solvent, with the solvent as the internal reference. Infrared (IR) spectra were measured on a Mattson Series spectrophotometer by solvent-casting samples onto a sodium chloride plate. Melting points (*T_m*) were determined on a Thomas-Hoover apparatus.

[0109] Molecular weights (*M_w*) and polydispersity indices (PDI) were determined by gel permeation chromatography (GPC) on a Perkin-Elmer (PB) LC system consisting of a Series 200 refractive index detector, a Series 200 pump, and an ISS 200 autosampler. A DEC Celebris 466 computer running PE TurboChrom 4 software was used for data collection and processing, and to automate the analysis via PE-Nelson 900 Interface and 600 Link. Samples (5 mg/ml) were dissolved in THF and filtered through 0.45 μm poly(tetrafluoroethylene) (PTFE) syringe filters (Whatman Inc., Clifton, NJ). Samples were resolved on a Jordi DVB mixed-bed GPC column (7.8 x 300 mm) (Alltech Associates, Inc., Deerfield, IL). Molecular weights were calibrated relative to narrow molecular weight polystyrene standards (Polysciences, Dorval, Canada).

Example 1 - 1,10-Bis-salicylic-sebacate

[0110] Salicylic acid (1.2 g, 8.4 mmol) was dissolved in THF (3.0 ml) containing pyridine (9.0 ml). Sebacyl chloride (1.0 g, 4.2 mmol) was added dropwise via syringe over 5 minutes with stirring in an ice bath (-0°C). The reaction was

allowed to come to room temperature, stirred for 2 hours, then poured over an ice/water slush (150 ml). After acidifying to pH~2 with concentrated HCl, the product was isolated by vacuum filtration, purified by washing with water (3 X 50 ml), and air-dried. Yield: 91 % (white powder).

[0111] ¹H-NMR (CDCl₃): δ 8.13 (d, 2H, ArH), 7.61 (t, 2H, ArH), 7.35 (t, 2H, ArH), 7.12 (d, 2H, ArH), 2.63 (t, 4H, CH₂), 1.82 (m, 4H, CH₂), 1.48 (b, 8H, CH₂). IR (NaCl, cm⁻¹): 3400-2700 (COOH), 1760 (C=O, ester), 1700 (C=O, ester). Anal. Calcd: C, 65.18; H, 5.88. Found: C, 64.50; H, 5.73. T_m = 128-131°C.

Example 2 - 1,10-Bis-4-acetamidosalicyl-sebacate

[0112] 4-Acetamidosalicylic acid (2.2 g, 11 mmol) was dissolved in ice-cold N,N-dimethylformamide (DMF) (50 ml) containing pyridine (20 ml). Sebacyl chloride (0.90 g, 3.8 mmol) in DMF (1.0 ml) was added dropwise via syringe over 5 minutes with stirring. The reaction was maintained at -0°C by an ice bath. After 6 hours, the mixture was poured over an ice/water slush (200 ml) and acidified to pH~2 with concentrated HCl. The precipitated product was isolated by vacuum filtration, washed with water (2 x 50 ml), and air-dried. Yield: 98% (white powder).

¹H-NMR (DMSO-d₆): δ 10.22 (s, 2H, ArNH), 7.82 (d, 2H, ArH), 7.50 (s, 2H, ArH), 7.38 (d, 2H, ArH), 2.40 (t, 4H, CH₂), 2.02 (s, 6H, CH₃), 1.60 (m, 4H, CH₂), 1.30 (b, 8H, CH₂). IR (NaCl, cm⁻¹): 3400-2750 (COOH), 3340 (N-H), 1765 (C=O, ester), 1700 (C=O, ester), 1680 (C=O, amide I), 1620 (NH, amide II). Anal. Calcd: C, 60.43; H, 5.76; N, 5.04. Found: C, 59.56; H, 5.76; N, 4.81. T_m = 184-186°C.

Example 3 - 1,10-Bis-5-acetamidosalicyl-sebacate

[0113] 5-Acctmidosalicylic acid (12.2g, 62.7 mmol) was dissolved in ice-cold THF (500 ml) containing pyridine (17.8 ml, 209 mmol). Sebacyl chloride (5.00 g, 20.9 mmol) dissolved in THF (7.0 ml) was added dropwise via addition funnel over 10 min. with stirring in an ice bath (-0°C). After stirring for 6 hours at -0°C, the reaction was poured into an ice/water slush (400 ml) and acidified to pH~2 with concentrated HCl. The precipitated product was isolated by vacuum filtration. The residue was washed with 30% ethanol (4 x 100 ml), and air-dried to provide the title product. Yield: 96% (white crystals).

[0114] ¹H-NMR (DMSO-d₆): δ 10.15 (s, 2H, ArNH), 8.15 (s, 2H, ArH), 7.82 (d, 2H, ArH), 7.12 (d, 2H, ArH), 2.58 (t, 4H, CH₂), 2.08 (s, 6H, CH₃), 1.65 (m, 4H, CH₂), 1.38 (b, 8H, CH₂). IR (NaCl, cm⁻¹): 3400-2600 (COOH), 3370 (NH), 1710 (C=O, ester), 1700 (C=O, ester), 1650 (C=O, amide I), 1610 (NH, amide II). Anal. Calcd: C, 60.43; H, 5.76; N, 5.04. Found: C, 60.34; H, 5.84; N, 4.72. T_m = 205-206°C.

Example 4 - 1,10-Bis-4-chlorosalicyl-sebacate

[0115] Pyridine (9 mL, 0.111 mol) was added to a mixture of 5-chlorosalicylic acid (1.44 g, 0.008 mol) and THF (3 mL, 0.037 mol). The reaction mixture was stirred thoroughly before sebacyl chloride (1 g, 0.004 mol) was added dropwise. The mixture was stirred for 2 hours, poured over an ice/water bath, acidified to pH = 2 by addition of concentrated HCl (aq.), filtered, and washed with water to yield a white solid. Yield 95%. The melting point range was 176-181°C.

[0116] Infrared absorption frequencies were 1753, 1687 and 1098 cm⁻¹. NMR chemical shifts (DMSO, ppm) δ 7.9 (s, Ar H, 2 H), 7.7 (d, Ar H, 2 H), 7.25 (d, Ar H, 2 H), 2.55 (t, α-CH₂, 4 H), 1.6 (p, β-CH₂, 4 H), and 1.35 (m, γ-CH₂, 4 H).

Example 5 - 1,10-Bis-5-(2,4-difluorophenyl)salicyl-sebacate

[0117] Pyridine (0.8 mL, 0.010 mol) was added to a mixture of diflunisal (1.16 g, 0.008 mol) and THF (25 mL, 0.308 mol). The mixture was then cooled to 0°C by an ice/water bath. Next, the reaction mixture was stirred thoroughly and sebacyl chloride (1 g, 0.004 mol)/THF (10 ml 0.123 mol) mixture was added dropwise. The mixture was stirred for 2 hours at 0°C, poured over an ice/water bath, acidified to pH = 2 by addition of concentrated HCl (aq.), filtered, and washed with water to yield a white solid. Yield 96%. The melting point range was 162-165 °C.

[0118] infrared absorption frequencies were 1754, 1658, 1139 and 1104 cm⁻¹. NMR chemical shifts (CDCl₃, ppm) δ 8.25 (s, Ar H, 2 H), 7.65 (dd, Ar H, 2 H), 7.4 (td, Ar H, 2H), 7.2 (d, Ar H, 2 H), 6.95 (m, Ar H, 4H), 2.65 (t, α-CH₂, 4 H), 1.8 (p, β-CH₂, 4 H), and 1.45 (m, γ-CH₂, 4 H).

Example 6 - 1,10-Bis-Salicylsalicyl-sebacate (SSA)

[0119] NaH (0.5 g, 0.021 mol) was added to a mixture of salicylsalicylic acid (1.03 g, 0.004 mol) and THF (25 mL, 0.308 mol). The reaction mixture was cooled to 0°C with an ice/water bath. The reaction mixture was stirred and sebacyl chloride (0.5 g; 0.002 mol)/THF (5 mL, 0.062 mol) mixture was added dropwise. The mixture was stirred for 2 hours at 0°C, poured over an ice/water bath, acidified to pH = 2 by addition of concentrated HCl (aq.), filtered, and washed with

water to yield a white solid. Yield 83%. The melting point range was 142-148°C.

[0120] Infrared absorption frequencies were 1751 and 1662 cm⁻¹. NMR chemical shifts (CDCl₃, ppm) δ 8.2 (dd, Ar H, 4H), 7.6 (t, Ar H, 4 H), 7.45 (dt, Ar H, 4 H), 7.15 (t, Ar H, 4 H), 2.5 (t, α-CH₂, 4 H), 1.8 (p, β-CH₂, 4 H), and 1.35 (m, γ-CH₂, 4 H).

Example 7 - 1,14-Bis-5-(2,4-difluorophenyl)salicyl tetradecandioate

[0121] Pyridine (70. ml, 865 mmol) was added to a solution of diflunisal (71.06 g, 284 mmol) in THF (800 ml). The solution was cooled to 0 °C by an ice / water bath. Next, the reaction was stirred thoroughly and a solution of tetradecanedioyl dichloride (41.6 g, 141 mmol) in THF (130 ml) was added dropwise. The mixture was stirred for 1 hour at room temperature, poured over an ice / water / HCl mixture (final pH 2), filtered, and washed with water to yield a white solid. Yield 96%. The melting point range was 150 -151 °C.

[0122] ¹H-NMR chemical shifts (CDCl₃, ppm) δ 8.01 (m, 2H), 7.79 (m, 2H), 7.63 (m, 2H), 7.37 (m, 2H), 7.27 (m, 2H), 7.19 (m, 2H), 2.48 (m, 4H), 1.62 (m, 4H), 1.22 (m, 16H).

Example 8-1,14-Bis-5-(2,4-difluorophenyl)salicyl tetradecandioate mixed acetic acid anhydride.

[0123] A suspension of 1,14-Bis-5-(2,4-difluorophenyl)salicyl tetradecandioate from Example 7 (70.0 g) in acetic anhydride (700 mL) was layered with dry argon and stirred in a bath maintained at 65 - 70 °C for 1 - 2 hours. Acetic anhydride was distilled from the resulting clear homogeneous solution at 65 - 70°C under reduced pressure. After about 600 ml of acetic anhydride was collected in a chilled receiver (-78 °C), a white solid began to separate from the reaction mixture. The distillation was terminated; the reaction mixture was blanketed with dry argon and placed in an ice bath. Then 300 ml of 1 ethyl ether: 1 petroleum ether was added, and the slurry was stirred for 0.5 - 2 h at ice-bath temperature. The slurry was then sealed under an atmosphere of argon and incubated at -20° C for 16 - 40 hours. The product was collected by filtration and washed with ice-cold ethyl ether (50 ml). The filtration and washing steps were conducted under reduced pressure with a dynamic blanket of dry argon provided by a rapid stream of argon delivered via an inverted stem funnel suspended over the product contained in a Buchner funnel (Note 5). The product was thus dried under a stream of argon for 0.5 -1 hours, then placed under vacuum at room temperature for 4-16 hours. Yield: 71 g (90.9%). Melting point range 100 -101°C. ¹H NMR (CDCl₃): δ 8.09 (m, 2H), 7.58 (m, 2H), 7.40 (m, 2H), 7.24 (m, 2H), 6.96 (m, 4H), 2.62 (m, 4H), 2.39 (s, 6H), 1.79 (m, 4H), 1.35 (m, 16H).

[0124] The yields of the product diacids prepared using the methods known in the art and the one-step method of the invention are summarized in Table 1, below. The one-step synthesis provides the diacid precursors at higher yields and with increased purity than the methods disclosed in the art.

Table 1

Ex #	Active Agent ¹	Old Synthesis		One-Step synthesis	
		No. Steps	Yield(%)	No. Steps	Yield(%)
1	SA	2	83%	1	91%
2	4-ASA	4	31%	1	98%
3	5-ASA	4	29%	1	96%
4	5-Cl-SA	-	-	1	95%
5	5-F _x -SA	-	-	1	96%
6	SSA	-	-	1	83%

¹ SA = Salicylic acid; 5-ASA = 5-Acetamidosalicylic acid; 4-ASA = 4-Acetamidosalicylic acid; 4-Cl-SA = 4-chlorosalicylic acid; 5-F_x-SA = diflunisal; and SSA = salicysalicylic acid.

Polymerization.

[0125] In one embodiment, the diacids prepared in examples 1-8 were converted to di-anhydrides according to the method described in Conix, Macromol. Synth., 2, 95-99 (1996). In this method, the dicarboxylic acids were acetylated using an excess of acetic anhydride at reflux temperature. The acetic acid and excess acetic anhydride were removed via distillation. No additional purification was required. In a second embodiment of the invention, the dianhydrides were purified and isolated.

[0126] A small scale (<1 g), dynamic polymerization vessel is illustrated in Figure 1. The vessel is constructed from 14/10 jointed microscale glassware components. A cylindrical bottom vial (10 ml) is equipped with a vacuum adaptor, the included O-rings and screw-top joints ensure a vacuum seal, and create a modular system. The stirring shaft is constructed by shaving the edges of the spoon end of a stainless steel lab spoon-spatula (9") to fit through the 14/10 joint of the vial. The spatula end is left flat, which allows the shaft to interlock with the stirring motor. The joint and O-ring at the top of the vacuum adapter form a vacuum-tight fit around the shaft.

[0127] A medium scale (1g - 100 g), dynamic polymerization vessel is illustrated in Figure 2. The polymerization apparatus is constructed with 24/40 joints on 125 - 250 ml two-necked round-bottom flask. In one neck, a vacuum joint is installed while the other neck holds a Teflon vacuum-stirring adaptor. The stirrer assembly consists of a glass stirring shaft and Teflon paddle (19 mm x 48 mm).

[0128] Following to the procedure described above, in the embodiment of the invention wherein the dianhydride prepolymers were not isolated, the monomers incorporating the active agents prepared in examples 1-6 were polymerized follows:

[0129] The di-anhydrides (500 mg) were heated, in one of the vessels described above, using a silicone oil bath at about 180°C under high vacuum (<2 mmHg) for 30 min to 12 hours. During this time the melt was actively stirred at about 80 rpm using an overhead stirrer. Polymerization was complete when the viscosity of the melt would plateau and/or the melt would solidify. The polymer was cooled to room temperature, dissolved in a minimal volume of methylene chloride (15 ml), and precipitated into a 20-fold excess of diethyl ether (300 ml). The results of the dynamic polymerization and the polymer properties are summarized in Table 2, and compared to the results for static polymerization.

Example 9 - Dynamic Polymerization of 1,10-bis-Salicylic-sebacate.

[0130] The precursor/monomer prepared in Example 1 was acetylated and polymerized according to the procedure described above. Yield: quantitative. (pale tan solid).

¹H-NMR (DMSO-d₆): δ 8.20 (d, 2H, ArH), 7.95 (t, 2H, ArH), 7.75 (t, 2H, ArH), 7.40 (d, 2H, ArH), 2.20 (t, 4H, CH₂), 1.55 (m, 4H, CH₂), 1.25 (b, 8H, CH₂). IR (NaCl, cm⁻¹): 1792, 1740 (C=O, anhydride), 1760 (C=O, ester). T_g = 27°C; M_w = 29,500; M_n = 24,600; PDI = 1.2

Comparative Example 9C-Static Polymerization of 1,10-bis-salicylic-sebacate.

[0131] 1,10-Bis-salicylic-sebacate prepared in Example 1 was acetylated and polymerized using melt condensation polymerization using a side-arm test tube containing a magnetic stir bar, attached to a gas-vacuum manifold (magnetic stirring, at 180°C under vacuum; <2 mm Hg, Figure 3) until the monomer solidified. The reaction vessel was flushed with dry nitrogen every 15 min. The product was isolated by methods well known in the art. Yield: quantitative.

[0132] Infrared absorption frequencies were 1799, 1793 and 1747 cm⁻¹. T_g = 23°C; M_w = 8,000; M_n = 5,700; PDI = 1.4.

Example 10 - Dynamic Polymerization Preparation of 5-Chlomsalicylic Polymer (5-Cl-SA)

[0133] The precursor/monomer prepared in Example 4 was acetylated and polymerized according to the procedure described above. Yield: quantitative. (pale tan solid).

[0134] Infrared absorption frequencies were 1812, 1754, 1703 and 1100 cm⁻¹. NMR chemical shifts (DMSO, ppm) δ 7.9 (broad, Ar H, 2 H), 7.7 (broad, Ar H, 2 H), 7.25 (broad, Ar H, 2 H), 2.55 (broad, α-CH₂, 4 H), 1.6 (broad, β-CH₂, 4 H), and 1.35 (broad, γ-CH₂, 4 H). T_g = 26 °C; M_w = 5300; M_n = 4000; PDI = 1.3.

Example 11 - Dynamic Polymerization Preparation of Diflunisal Polymer (DF)

[0135] The precursor/monomer prepared in Example 5 was acetylated and polymerized according to the procedure described above. Yield: quantitative. (pale tan solid).

[0136] Infrared absorption frequencies were 1800, 1750, 1704, 1200 and 1142 cm⁻¹. NMR chemical shifts (CDCl₃, ppm) δ 8.25 (broad, Ar H, 2 H), 7.65 (broad, Ar H, 2 H), 7.4 (broad, Ar H, 2 H), 7.2 (broad, Ar H, 2 H), 6.95 (broad, Ar H, 4H), 2.65 (broad, α-CH₂, 4 H), 1.8 (broad, β-CH₂, 4 H), and 1.45 (broad, γ-CH₂, 4 H). T_g = 57 °C; M_w = 21,300; M_n = 17,200; PDI = 1.2.

Example 12 - Dynamic Polymerization Preparation of Salicylsalicylic Polymer (SSA)

[0137] The precursor/monomer prepared in Example 6 was acetylated and acetylated and polymerized according to the procedure described above. Yield: quantitative. (pale tan solid).

[0138] Infrared absorption frequencies were 1799, 1793 and 1747 cm⁻¹. NMR chemical shifts (CDCl₃, ppm) δ 8.2

(broad, Ar H, 4H), 7.6 (broad, Ar H, 4 H), 7.45 (broad, Ar H, 4 H), 7.15 (broad, Ar H, 4 H), 2.5 (broad, α -CH₂, 4 H), 1.8 (broad, β -CH₂, 4 H), and 1.35 (broad, γ -CH₂, 4 H). T_g = 26; °C; M_w = 23,100; M_n = 19,300; PDI = 1.2.

Examples 13 -14 - Dynamic polymerization

[0139] Following to the procedures described above, the precursor/monomer incorporating the active agents prepared in Examples 2-3 were acetylated and polymerized as described above. The results of the dynamic polymerization and the polymer properties are provided in Table 2.

[0140] In the embodiment of the invention wherein the dianhydride prepolymer is purified and isolated, the monomers containing the active agent, e.g., prepared in Example 8, was polymerized as follows:

[0141] The purified dianhydrides were heated in one of the vessels described above, using a silicone oil bath at about 110 - 180°C under high vacuum (<0.1 mmHg) for about 4 to 24 hours. During this time the melt was actively stirred at about 50 to 80 rpm using an overhead stirrer. Polymerization was complete when the molecular weight of the melt would plateau. The polymer was cooled to room temperature, dissolved in a minimal volume of methylene chloride and precipitated into a 20 - fold excess of ethyl ether. The results of the dynamic polymerization and the polymer properties are provided in Table 2.

Example 15 - Diflunisal Polymer

[0142] The monomer prepared in Example 8 was polymerized according to the procedure described above. The monomer was stirred at 60 rpm at 140 °C for 8 hours yield: 40 - 60 %. (Pale tan solid). M_w = 33100, M_n = 18600, PDI = 1.78. T_g = 36° C.

Example 16 - Diflunisal Polymer

[0143] The monomer prepared in Example 8 was polymerized according to the procedure described above. The monomer was stirred at 60 rpm at 160° C for 18 h. Yield: 40 - 60 %. (pale tan solid). M_w = 142800, M_n = 48444, PDI = 2.95. T_g = 43.6° C.

Table 2

<u>Active Agent</u> ¹		<u>Static Polymerization</u>				<u>Dynamic Polymerization</u>			
<u>Ex #</u>		M _w	M _n	PDI	T _g (°C)	M _w	M _n	PDI	T _g (°C)
9	SA	8,000	5,700	1.4	23	29,500	24,600	1.2	27
10	5-Cl-SA	-	-	-	-	5300	4000	1.3	26.5
11	5-F _x -SA	-	-	-	-	21,300	17,300	1.2	57
12	SSA	-	-	-	-	23,100	19,300	1.2	27
13	4-ASA	-	-	-	-	N/A	7,900*	N/A	N/A
14	5-ASA	-	-	-	-	8,200	5,900	1.4	26
15	5-F _x -SA					33,100	18,600	1.78	36
16	5-F _x -SA					142,800	48,444	2.95	43.6

¹SA = Salicylic acid; 5-ASA = 5-Acetamidosalicylic acid; 4-ASA = 4-Acetamidosalicylic acid; 4-Cl-SA = 4-chlorosalicylic acid; 5-F_x-SA = diflunisal; and SSA = salicylsalicylic acid.

Example 18 - Thermoanalysis of Polymers

[0144] The polymers prepared in Examples 15 and 16 were evaluated for their mechanical properties by dynamic mechanical analysis. Samples of each polymer first were pressed into 0.8 mm-thick films using a Carver press operated at 120 °F and 1.2-1.5x10⁴ psi. These films then were cut into strips approximately 3-4 mm in width and 5-10 mm in length. Strips were mounted into the grips of a DMA 7e (Perkin-Elmer, Bridgeport, CT) and extended at a constant load rate of 500 mN/min until either the strip fractured, the maximum extension provided by the instrument was achieved, or the maximum load obtainable with the instrument was delivered. Analysis was conducted at an ambient temperature of 20-25 °C and under helium. Tensile modulus was measured as the initial slope of the stress-strain plot at 1 % strain.

Ultimate stress and strain were measured as the stress and strain, respectively, at which the strip fractured. For films for which failure was not observed lower limits for ultimate stress, ultimate strain, and toughness were reported. Two strips were evaluated for each polymer. The thermoanalysis of the polymers of 5-F_x-SA as a Function of Molecular Weight at 25 °C is summarized in Table 3.

Table 3

Property	Molecular Weight (M _w)	
	33,000	100,000
Tensile Modulus (kPa)	3500	810
Ultimate Stress (kPa)	>2800	>2600
Ultimate Elongation (%)	>4	>500

Example 17 - Hardness of Polymers

[0145] The polymers prepared in Examples 15 and 16 also were evaluated for their hardness as a coating. Each polymer first was dissolved in anhydrous chloroform. This solution was applied to a 316L stainless steel coupon with a knife-edge slider and then dried under vacuum at 40 °C overnight. The hardness of these coatings was determined using the industry-standard ASTM procedure D 3363, "Standard Test Method for Film Hardness by Pencil Test," as commonly practiced by those skilled in the art. In this test pencil with calibrated hardness are applied reproducibly to a coating and hardness measured on a relative scale of increasing hardness as 9B-8B-7B-6B-5B-4B-3B-2B-B-HB-F-H-2H-3H-4H-5H-6H-7H-8H-9H as the softest pencil for which a scratch in the coating is observed. Coatings were evaluated either at ambient temperatures prior to soaking in a solution of phosphate-buffered saline (PBS), after soaking for 5 minutes in PBS incubated at 37 °C, or after soaking in this solution for one hour. Soaked coating were blotted dry before application of pencils.

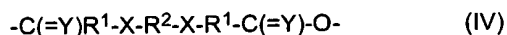
[0146] Table 4 presents data for the observed hardness of coatings of two polymers of 5-F_x-SA with weight-averaged molecular weight, M_w, of approximately 33,000 and 100,000. These data demonstrate that increasing the molecular weight of the polyanhydrides of the invention results in a harder coating. The ability to tailor the hardness of a polymer coating by changing molecular weight is useful for creating coatings that better withstand the stresses associated with usage as an implantable medical device.

Table 4:

Condition	Molecular Weight (M _w)	
	33,000	100,000
Before soaking in PBS	F	3H
After 5 minutes in PBS	2B	B
After 60 minutes in PBS	8B	4B

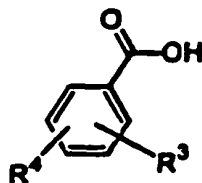
Claims

1. A polymer comprising a backbone that comprises a plurality of groups of Formula (IV)



wherein each R¹ is independently an aryl containing group; each Y is independently O or S; each X is independently an ester linkage; and R² is a linking group; wherein the polymer has an average molecular weight of at least about 40,000 daltons.

2. The polymer of claim 1 that has an average molecular weight of at least about 50,000 daltons.
3. The polymer of claim 1 that has an average molecular weight of up to about 200,000 daltons.
4. The polymer of any one of claims 1 or 3 wherein each R¹ is derived from a compound having the formula:



- wherein R^3 is a hydroxy, amine, thiol group; R^4 is hydrogen, halo, NHR^5 , or aryl optionally substituted with hydroxy, halo or halo C_{1-4} alkyl; and R^5 is hydrogen, (C_1-C_6) alkyl, (C_3-C_6) cycloalkyl, (C_3-C_6) cycloalkyl (C_1-C_8) alkyl, aryl, heteroaryl, aryl (C_1-C_6) alkyl, or heteroaryl (C_1-C_6) alkyl or $-C(O)C_{1-4}$ alkyl.
5. The polymer of any one of claims 1, or 3 to 4 wherein each R^1 is an aryl containing group that will yield a therapeutic agent upon breakdown of the polymer.
 6. The polymer of claim 5, wherein each therapeutic agent is independently an anti-inflammatory, analgesic, anesthetic, antipyretic, antiseptic or antimicrobial compound comprising a carboxylic acid group and at least one amine, thiol, or hydroxy group.
 7. The polymer of claim 5 wherein each therapeutic agent is independently an anti-inflammatory compound.
 8. The polymer of claim 5 wherein each therapeutic agent is independently salicylic acid, 4-aminosalicylic acid, 5-aminosalicylic acid, 4-(acetylamino)salicylic acid, 5-(acetylamino)salicylic acid, 5-chlorosalicylic acid, salicylsalicylic acid (salsalate), 4-thiosalicylic acid, 5-thiosalicylic acid, 5-(2,4-difluorophenyl)salicylic acid (diflunisal), 4-trifluoromethylsalicylic acid sulfasalazine, dichlofenac, penicillamine, balsalazide, olsalazine, mefenamic acid, carbidopa, levodopa, etodolac, cefaclor, or captopril.
 9. The polymer of any one of claims 1, or 3 to 8 wherein R^2 is a divalent, branched or unbranched, saturated or unsaturated, hydrocarbon chain, having from 1 to 25 carbon atoms, wherein one or more of the carbon atoms is optionally replaced by $(-O-)$ or $(-NR-)$, or an amino acid derivative or a peptide, and wherein the chain is optionally substituted on carbon with one or more substituents selected from the group consisting of (C_1-C_6) alkoxy, (C_3-C_6) cycloalkyl, (C_1-C_6) alkanoyl, (C_1-C_6) alkanoyloxy, (C_1-C_6) alkoxycarbonyl, (C_1-C_6) alkylthio, azido, cyano, nitro, halo, hydroxy, oxo, carboxy, aryl, aryloxy, heteroaryl, and heteroaryloxy.
 10. The polymer of any one of claims 1 or 3 to 8 wherein R^2 is a divalent, branched or unbranched, saturated or unsaturated, hydrocarbon chain, having from 3 to 20 carbon atoms, wherein one or more of the carbon atoms is optionally replaced by $(-O-)$ or $(-NR-)$, or an amino acid derivative or peptide, and wherein the chain is optionally substituted on carbon with one or more substituents selected from the group consisting of (C_1-C_6) alkoxy, (C_3-C_6) cycloalkyl, (C_1-C_6) alkanoyl, (C_1-C_6) alkanoyloxy, (C_1-C_6) alkoxycarbonyl, (C_1-C_6) alkylthio, azido, cyano, nitro, halo, hydroxy, oxo, carboxy, aryl, aryloxy, heteroaryl, and heteroaryloxy.
 11. The polymer of any one of claims 1 or 3 to 8 wherein R^2 is a divalent, branched or unbranched, saturated or unsaturated, hydrocarbon chain, having from 4 to 15 carbon atoms, wherein one or more of the carbon atoms is optionally replaced by $(-O-)$ or $(-NR-)$, or an amino acid derivative or a peptide.
 12. The polymer of any one of claims 1 or 3 to 8 wherein R^2 is a divalent, branched or unbranched, hydrocarbon chain, having from 3 to 20 carbon atoms.
 13. The polymer of any one of claims 1 or 3 to 8 wherein R^2 is a divalent, branched or unbranched, hydrocarbon chain, having from 4 to 15 carbon atoms.
 14. The polymer of claim 12 wherein R^2 is an amino acid derivative.
 15. The polymer of claim 12 wherein R^2 is a peptide.
 16. The polymer of any one of claims 1 or 3 to 8 wherein each R^1 is a group that will yield a salicylate upon breakdown of the polymer, each X is independently an ester linkage; and R^2 is a divalent, branched or unbranched, saturated

or unsaturated, hydrocarbon chain, having from 3 to 20 carbon atoms.

17. The polymer of claim 16 wherein the salicylate is salicylic acid, 4-aminosalicylic acid, 5-aminosalicylic acid, 4-(acetylamino)salicylic acid, 5-(acetylamino)salicylic acid, 5-chlorosalicylic acid, salicylsalicylic acid (salsalate), 4-thiosalicylic acid, 5-thiosalicylic acid, 5-(2,4-difluorophenyl)salicylic acid (diflunisal), 4-trifluoromethylsalicylic acid sulfasalazine, dichlofenac balsalazide, olsalazine, or mefenamic acid.

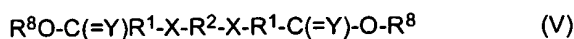
18. The polymer of claim 17 wherein the salicylate is salicylic acid.

19. The polymer of claim 18 wherein each X is an ester linkage; and R² is a divalent, branched or unbranched hydrocarbon chain, having from 1 to 10 carbon atoms.

20. The polymer of claim 19 wherein the salicylate is 5-(2,4-difluorophenyl)salicylic acid.

21. The polymer of claim 20 wherein each X is an ester linkage, R² is a divalent branched or unbranched hydrocarbon chain having from 1 to 15 carbon atoms.

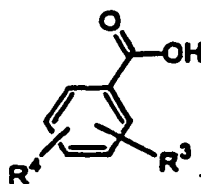
22. A process for preparing the polymer of claim 1 comprising polymerizing a compound of Formula (V):



wherein each R⁸ is a group having the formula -C(=O)(C₁₋₄)alkyl at a temperature of from about 40°C to about 300°C; and wherein the compound having Formula (V) is mechanically mixed during polymerization.

23. The process of claim 22 wherein each R¹ is independently aryl, or heteroaryl.

24. The process of claim 22 or 23 wherein each R¹ is derived from a compound having Formula (VI):



wherein R³ is a hydroxy, amine, or thiol group or an organic radical comprising a hydroxy, amine, or thiol group; R⁴ is hydrogen, halo, -NHR⁵, or aryl optionally substituted with hydroxy, halo or haloC₁₋₄alkyl; and R⁵ is hydrogen, (C₁-C₆)alkyl, (C₃-C₆)cycloalkyl, (C₃-C₆)cycloalkyl(C₁-C₆)alkyl, aryl, heteroaryl, aryl(C₁-C₆)alkyl, or heteroaryl(C₁-C₆)alkyl or -C(O)C₁₋₄alkyl.

25. The process of claim 24 wherein each R⁸ is a -C(=O)CH₃.

26. The process of any of claims 23 to 25 wherein the temperature is from about 100°C to about 220°C.

27. The process of claim 26 wherein the temperature is from about 100°C to about 180°C.

28. The process of any of claims 22 to 27 wherein the monomer mixture is stirred at a speed of about 40 revolutions per minute to about 200 revolutions per minute.

29. The process of claims 28 wherein the monomer mixture is stirred at a speed of and preferably about 70 revolutions per minute to about 150 revolutions per minute.

30. The process of any of claims 22 to 29 wherein mechanically mixed comprises stirring with a mechanical stirrer.

31. The process of claim 30 wherein the mechanical stirrer is a plow-type mixer, screw-type extruder, ribbon-type mixer, reciprocating venture turn-screw mixer extruder, extruder with inline static mixer, Banbury mixer, conical screw blender, compound helical mixer, open-helical blade mixer, auger-type blade mixer, anchor-type blade mixer or

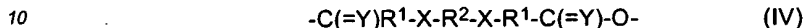
multi-shaft mixer.

32. The process of any of claims 22 to 31 wherein the polymerization is conducted in a vacuum.

5

Patentansprüche

1. Polymer umfassend eine Hauptkette, die eine Vielzahl von Gruppen der Formel (IV) umfasst



worin jedes R^1 unabhängig eine arylhaltige Gruppe ist; jedes Y unabhängig O oder S ist; jedes X unabhängig eine Esterverknüpfung ist; und R^2 eine Verknüpfungsgruppe ist; worin das Polymer ein durchschnittliches Molekulargewicht von mindestens etwa 40.000 Dalton besitzt.

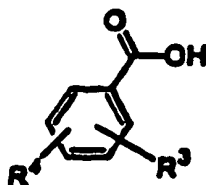
15

2. Polymer nach Anspruch 1, das ein durchschnittliches Molekulargewicht von mindestens etwa 50.000 Dalton besitzt.

3. Polymer nach Anspruch 1, das ein durchschnittliches Molekulargewicht von bis zu etwa 200.000 Dalton besitzt.

20 4. Polymer nach einem der Ansprüche 1 oder 3, worin jedes R^1 von einer Verbindung mit der Formel abgeleitet ist:

25



30

worin R^3 ein Hydroxy, Amin, Thiolgruppe ist; R^4 Wasserstoff, Halogen, NHR^5 oder Aryl, wahlweise substituiert mit Hydroxy, Halogen oder Halogen C_{1-4} Alkyl ist; und R^5 Wasserstoff, (C_1-C_6) Alkyl, (C_3-C_6) Cycloalkyl, (C_3-C_6) Cycloalkyl (C_1-C_6) alkyl, Aryl, Heteroaryl, Aryl (C_1-C_6) alkyl, oder Heteroaryl (C_1-C_6) alkyl oder $-C(O)C_{1-4}$ alkyl ist.

35 5. Polymer nach einem der Ansprüche 1, 3 oder 4, worin jedes R^1 eine arylhaltige Gruppe ist, die beim Abbau des Polymers ein therapeutisches Mittel ergibt.

40 6. Polymer nach Anspruch 5, worin jedes therapeutische Mittel unabhängig eine antiinflammatorische, analgetische, anästhetische, antipyretische, antiseptische oder antimikrobielle Verbindung ist, umfassend eine Carbonsäuregruppe und mindestens ein Amin, Thiol oder Hydroxygruppe.

7. Polymer nach Anspruch 5, worin jedes therapeutische Mittel unabhängig eine antiinflammatorische Verbindung ist.

45 8. Polymer nach Anspruch 5, worin jedes therapeutische Mittel unabhängig Salicylsäure, 4-Aminosalicylsäure, 5-Aminosalicylsäure, 4-(Acetylamino)salicylsäure, 5-(Acetylamino)salicylsäure, 5-Chlorsalicylsäure, Salicylsalicylsäure (Salsalat), 4-Thiosalicylsäure, 5-Thiosalicylsäure, 5-(2,4-Difluorphenyl)salicylsäure (Diflunisal), 4-Trifluormethylsalicylsäure, Sulfasalazin, Dichlofenac, Penicillamin, Balsalazid, Olsalazin, Mefenaminsäure, Carbidopa, Levodopa, Etodolac, Cefaclor oder Captopril ist.

50 9. Polymer nach einem der Ansprüche 1 oder 3 bis 8, worin R^2 eine zweiwertige, verzweigte oder unverzweigte, gesättigte oder ungesättigte Kohlenwasserstoffkette ist, die 1 bis 25 Kohlenstoffatome besitzt, worin eines oder mehrere der Kohlenstoffatome wahlweise durch $(-O-)$ oder $(-NR-)$ ersetzt ist, oder ein Aminosäurederivat oder ein Peptid, und worin die Kette wahlweise am Kohlenstoff mit einem oder mehreren Substituenten, ausgewählt aus der Gruppe bestehend aus (C_1-C_6) Alkoxy, (C_3-C_6) Cycloalkyl, (C_1-C_6) Alkanoyl, (C_1-C_6) Alkanoyloxy, (C_1-C_6) Alkoxycarbonyl, (C_1-C_6) Alkylthio, Azido, Cyano, Nitro, Halogen, Hydroxy, Oxo, Carboxy, Aryl, Aryloxy, Heteroaryl und Heteroaryloxy, substituiert ist.

55

10. Polymer nach einem der Ansprüche 1 oder 3 bis 8, worin R^2 eine zweiwertige, verzweigte oder unverzweigte,

gesättigte oder ungesättigte Kohlenwasserstoffkette ist, die 3 bis 20 Kohlenstoffatome besitzt, worin eines oder mehrere der Kohlenstoffatome wahlweise durch (-O-) oder (-NR-) ersetzt ist, oder ein Aminosäurederivat oder ein Peptid, und worin die Kette wahlweise am Kohlenstoff mit einem oder mehreren Substituenten, ausgewählt aus der Gruppe bestehend aus (C₁-C₆)Alkoxy, (C₃-C₆)Cycloalkyl, (C₁-C₆)Alkanoyl, (C₁-C₆)Alkanoyloxy, (C₁-C₆)Alkoxy-carbonyl, (C₁-C₆)Alkylthio, Azido, Cyano, Nitro, Halogen, Hydroxy, Oxo, Carboxy, Aryl, Aryloxy, Heteroaryl und Heteroaryloxy, substituiert ist.

11. Polymer nach einem der Ansprüche 1 oder 3 bis 8, worin R² eine zweiwertige, verzweigte oder unverzweigte, gesättigte oder ungesättigte Kohlenwasserstoffkette ist, die 4 bis 15 Kohlenstoffatome besitzt, worin eines oder mehrere der Kohlenstoffatome wahlweise durch (-O-) oder (-NR-) ersetzt ist, oder ein Aminosäurederivat oder ein Peptid.

12. Polymer nach einem der Ansprüche 1 oder 3 bis 8, worin R² eine zweiwertige, verzweigte oder unverzweigte Kohlenwasserstoffkette ist, die 3 bis 20 Kohlenstoffatome besitzt.

13. Polymer nach einem der Ansprüche 1 oder 3 bis 8, worin R² eine zweiwertige, verzweigte oder unverzweigte Kohlenwasserstoffkette ist, die 4 bis 15 Kohlenstoffatome besitzt.

14. Polymer nach Anspruch 12, worin R² ein Aminosäurederivat ist.

15. Polymer nach Anspruch 12, worin R² ein Peptid ist.

16. Polymer nach einem der Ansprüche 1 oder 3 bis 8, worin jedes R¹ eine Gruppe ist, die bei Abbau des Polymers ein Salicylat ergibt; jedes X unabhängig eine Esterverknüpfung ist; und R² eine zweiwertige, verzweigte oder unverzweigte, gesättigte oder ungesättigte Kohlenwasserstoffkette ist, die 3 bis 20 Kohlenstoffatome besitzt.

17. Polymer nach Anspruch 16, worin das Salicylat Salicylsäure, 4-Aminosalicylsäure, 5-Aminosalicylsäure, 4-(Acetyl-amino)salicylsäure, 5-(Acetylamino)salicylsäure, 5-Chlorsalicylsäure, Salicylsalicylsäure (Salsalat), 4-Thiosalicylsäure, 5-Thiosalicylsäure, 5-(2,4-Difluorphenyl)salicylsäure (Diflunisal), 4-Trifluormethylsalicylsäure, Sulfasalazin, Dichlofenac, Balsalazid, Olsalazin oder Mefenaminsäure ist.

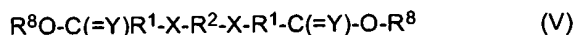
18. Polymer nach Anspruch 17, worin das Salicylat Salicylsäure ist.

19. Polymer nach Anspruch 18, worin jedes X eine Esterverknüpfung ist; und R² eine zweiwertige, verzweigte oder unverzweigte Kohlenwasserstoffkette ist, die 1 bis 10 Kohlenstoffatome besitzt.

20. Polymer nach Anspruch 19, worin das Salicylat 5-(2,4-Difluorphenyl)salicylsäure ist.

21. Polymer nach Anspruch 20, worin jedes X eine Esterverknüpfung ist, R² eine zweiwertige verzweigte oder unverzweigte Kohlenwasserstoffkette ist, die 1 bis 15 Kohlenstoffatome besitzt.

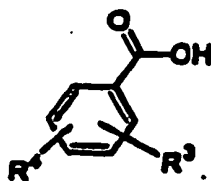
22. Verfahren zum Herstellen des Polymers nach Anspruch 1 umfassend Polymerisieren einer Verbindung der Formel (V):



worin jedes R⁸ eine Gruppe ist, die die Formel -C(=O)(C₁₋₄)Alkyl besitzt, bei einer Temperatur von etwa 40°C bis etwa 300°C; und worin die Verbindung der Formel (V) während der Polymerisation mechanisch gemischt wird.

23. Verfahren nach Anspruch 22, worin jedes R¹ unabhängig Aryl oder Heteroaryl ist.

24. Verfahren nach Anspruch 22 oder 23, worin jedes R¹ von einer Verbindung mit Formel (VI) abgeleitet ist:



- 10 worin R^3 eine Hydroxy-, Amin- oder Thiolgruppe ist oder ein organisches Radikal umfassend eine Hydroxy-, Amin- oder Thiolgruppe;
 R^4 Wasserstoff, Halogen, NHR^5 oder Aryl, wahlweise substituiert mit Hydroxy, Halogen oder Halogen C_{1-4} Alkyl, ist; und
 R^5 Wasserstoff, (C_1-C_6) Alkyl, (C_3-C_6) Cycloalkyl, (C_3-C_6) Cycloalkyl (C_1-C_6) alkyl, Aryl, Heteroaryl, Aryl (C_1-C_6) alkyl, oder Heteroaryl (C_1-C_6) alkyl oder $-C(O)C_{1-4}$ alkyl ist.

25. Verfahren nach Anspruch 24, worin jedes R^8 ein $-C(=O)CH_3$ ist.

26. Verfahren nach einem der Ansprüche 23 bis 25, worin die Temperatur etwa 100°C bis etwa 220°C beträgt.

27. Verfahren nach Anspruch 26, worin die Temperatur etwa 100°C bis etwa 180°C beträgt.

28. Verfahren nach einem der Ansprüche 22 bis 27, worin das Monomergemisch mit einer Geschwindigkeit von etwa 40 Umdrehungen pro Minute bis etwa 200 Umdrehungen pro Minute gerührt wird.

29. Verfahren nach Anspruch 28, worin das Monomergemisch mit einer Geschwindigkeit von vorzugsweise etwa 70 Umdrehungen pro Minute bis etwa 150 Umdrehungen pro Minute gerührt wird.

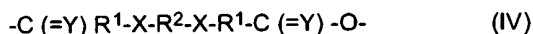
30. Verfahren nach einem der Ansprüche 22 bis 29, worin mechanisches Mischen das Rühren mit einem mechanischen Rührer umfasst.

31. Verfahren nach Anspruch 30, worin der mechanische Rührer ein Pflugmischer, Schneckenextruder, Bandmischer, Schüttel-Venturi-Schnecken-Misch-Extruder (reciprocating venturi tum-screw mixer extruder), Extruder mit statischen In-line Mischer (extruder with inline static mixer), Banbury Mischer, konischer Schneckenmischer (conical screw blender), zusammengesetzter wendelförmiger Mischer (compound helical mixer), offen-wendelförmiger Paddelmischer (open-helical blade mixer), Schnecken-Paddelmischer (Auger-type blade mixer), ankerförmiger Paddelmischer (anchor-type blade mixer) oder mehrachsiger Mischer (multishaft mixer) ist.

32. Verfahren nach einem der Ansprüche 22 bis 32, worin die Polymerisation im Vakuum durchgeführt wird.

Revendications

1. Polymère comprenant un squelette qui comprend une pluralité de groupes de formule (IV)

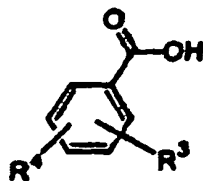


dans laquelle chaque R^1 est indépendamment un groupe contenant un groupe aryle ; chaque Y est indépendamment O ou S ; chaque X est indépendamment une liaison ester ; et R^2 est un groupe de liaison ; dans lequel le polymère a un poids moléculaire moyen d'au moins environ 40 000 daltons.

2. Polymère selon la revendication 1, qui a un poids moléculaire moyen d'au moins environ 50 000 daltons.

3. Polymère selon la revendication 1, qui a un poids moléculaire moyen allant jusqu'à environ 200 000 daltons.

4. Polymère selon l'une quelconque des revendications 1 ou 3, dans lequel chaque R^1 provient d'un composé ayant la formule :



5

10 dans laquelle R^3 est un groupe hydroxy, amine, thiol ; R^4 est l'hydrogène, un groupe halogéno, NHR^5 ou aryle optionnellement substitué par un groupe hydroxy, halogéno ou halogénoalkyle en C_1 à C_4 ; et R^5 est l'hydrogène, un groupe alkyle en C_1 à C_6 , cycloalkyle en C_3 à C_6 , (cycloalkyle en C_3 à C_6) -alkyle en C_1 à C_6 , aryle, hétéroaryle, arylalkyle en C_1 à C_6 , ou hétéroarylalkyle en C_1 à C_6 ou -C(O) alkyle en C_1 à C_4 .

15 5. Polymère selon l'une quelconque des revendications 1 ou 3 à 4, dans lequel chaque R^1 est un groupe contenant un groupe aryle qui donne un agent thérapeutique par décomposition du polymère.

20 6. Polymère selon la revendication 5, dans lequel chaque agent thérapeutique est indépendamment un composé anti-inflammatoire, analgésique, anesthésique, antipyrétique, antiseptique ou antimicrobien, comprenant un groupe acide carboxylique et au moins un groupe amine, thiol ou hydroxy.

7. Polymère selon la revendication 5, dans lequel chaque agent thérapeutique est indépendamment un composé anti-inflammatoire.

25 8. Polymère selon la revendication 5, dans lequel chaque agent thérapeutique est indépendamment l'acide salicylique, l'acide 4-aminosalicylique, l'acide 5-aminosalicylique, l'acide 4-(acétylamino) salicylique, l'acide 5-(acétylamino) salicylique, l'acide 5-chlorosalicylique, l'acide salicylsalicylique (salsalate), l'acide 4-thiosalicylique, l'acide 5-thio-salicylique, l'acide 5-(2,4-difluorophényl)salicylique (diflunisal), l'acide 4-trifluorométhylsalicylique, la sulfasalazine, le dichlofénac, la pénicillamine, le balsalazide, l'olsalazine, l'acide méfénamique, le carbidopa, le lévodopa, l'éto-
30 dolac, le céfador ou le captopril.

9. Polymère selon l'une quelconque des revendications 1 ou 3 à 8, dans lequel R^2 est une chaîne hydrocarbonée divalente, ramifiée ou non ramifiée, saturée ou insaturée, ayant de 1 à 25 atomes de carbone, dans laquelle un ou plusieurs des atomes de carbone est/sont optionnellement remplacés par (-O-) ou (-NR-), ou un dérivé d'acide amino ou un peptide, et dans lequel la chaîne est optionnellement substituée sur les atomes de carbone par un ou plusieurs substituants choisis dans l'ensemble constitué des groupes alcoxy en C_1 à C_6 , cycloalkyle en C_3 à C_6 , alcanoyloxy en C_1 à C_6 , alcanoyloxy en C_1 à C_6 , alcoxycarbonyloxy en C_1 à C_6 , alkylthio en C_1 à C_6 , azido, cyano, nitro, halogéno, hydroxy, oxo, carboxy, aryle, aryloxy, hétéroaryle et hétéroaryloxy.
35

40 10. Polymère selon l'une quelconque des revendications 1 ou 3 à 8, dans lequel R^2 est une chaîne hydrocarbonée divalente, ramifiée ou non ramifiée, saturée ou insaturée, ayant de 3 à 20 atomes de carbone, dans laquelle un ou plusieurs des atomes de carbone est/sont éventuellement remplacés par (-O-) ou (-NR-), ou un dérivé d'acide amino ou un peptide, et dans lequel la chaîne est éventuellement substituée sur les atomes de carbone par un ou plusieurs substituants choisis dans l'ensemble constitué des groupes alcoxy en C_1 à C_6 , cycloalkyle en C_3 à C_6 , alcanoyloxy en C_1 à C_6 , alcanoyloxy en C_1 à C_6 , alcoxycarbonyloxy en C_1 à C_6 , alkylthio en C_1 à C_6 , azido, cyano, nitro, halogéno, hydroxy, oxo, carboxy, aryle, aryloxy, hétéroaryle et hétéroaryloxy.
45

50 11. Polymère selon l'une quelconque des revendications 1 ou 3 à 8, dans lequel R^2 est une chaîne hydrocarbonée divalente, ramifiée ou non ramifiée, saturée ou insaturée, ayant de 4 à 15 atomes de carbone, dans laquelle un ou plusieurs des atomes de carbone est/sont optionnellement remplacés par (-O-) ou (-NR-), ou un dérivé d'acide amino ou un peptide.

12. Polymère selon l'une quelconque des revendications 1 ou 3 à 8, dans lequel R^2 est une chaîne hydrocarbonée divalente, ramifiée ou non ramifiée, ayant de 3 à 20 atomes de carbone.

55 13. Polymère selon l'une quelconque des revendications 1 ou 3 à 8, dans lequel R^2 est une chaîne hydrocarbonée divalente, ramifiée ou non ramifiée, ayant de 4 à 15 atomes de carbone.

14. Polymère selon la revendication 12, dans lequel R² est un dérivé d'acide aminé.

15. Polymère selon la revendication 12, dans lequel R² est un peptide.

5 16. Polymère selon l'une quelconque des revendications 1 ou 3 à 8, dans lequel chaque R¹ est un groupe qui donne un salicylate par décomposition du polymère, chaque X est indépendamment une liaison ester ; et R² est une chaîne hydrocarbonée divalente, ramifiée ou non ramifiée, saturée ou insaturée, ayant de 3 à 20 atomes de carbone.

10 17. Polymère selon la revendication 16, dans lequel le salicylate est l'acide salicylique, l'acide 4-aminosalicylique, l'acide 5-aminosalicylique, l'acide 4-(acétylamino)salicylique, l'acide 5-(acétylamino)salicylique, l'acide 5-chlorosalicylique, l'acide salicylsalicylique (salsalate), l'acide 4-thiosalicylique, l'acide 5-thiosalicylique, l'acide 5-(2,4-difluorophényl)salicylique (diflunisal), l'acide 4-trifluorométhylsalicylique, la sulfasalazine, le balsalazide, le dichlofénac, l'olsalazine ou l'acide méfénamique.

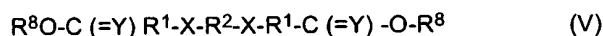
15 18. Polymère selon la revendication 17, dans lequel le salicylate est l'acide salicylique.

19. Polymère selon la revendication 18, dans lequel chaque X est une liaison ester ; et R² est une chaîne hydrocarbonée divalente, ramifiée ou non ramifiée, ayant de 1 à 10 atomes de carbone.

20 20. Polymère selon la revendication 19, dans lequel le salicylate est l'acide 5-(2,4-difluorophényl)salicylique.

21. Polymère selon la revendication 20, dans lequel chaque X est une liaison ester, R² est une chaîne hydrocarbonée divalente, ramifiée ou non ramifiée, ayant de 1 à 15 atomes de carbone.

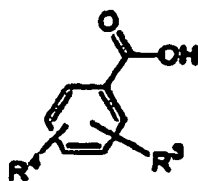
25 22. Procédé de préparation du polymère selon la revendication 1, comprenant la polymérisation d'un composé de formule (V) :



30 dans laquelle chaque R⁸ est un groupe ayant la formule -C(=O)alkyle en C₁ à C₄ à une température d'environ 40°C à environ 300°C ; et dans lequel le composé de formule (V) est mélangé mécaniquement pendant la polymérisation.

23. Procédé selon la revendication 22, dans lequel chaque R¹ est indépendamment un groupe aryle ou hétéroaryle.

35 24. Procédé selon la revendication 22 ou 23, dans lequel chaque R¹ provient d'un composé ayant la formule (VI) :



40 dans laquelle R³ est un groupe hydroxy, amine ou thiol ou un radical organique comprenant un groupe hydroxy, amine ou thiol ;

45 R⁴ est l'hydrogène, un groupe halogéno-, -NHR⁵ ou aryle optionnellement substitué par un groupe hydroxy, halogéno ou halogénoalkyle en C₁ à C₄ ; et

50 R⁵ est l'hydrogène, un groupe alkyle en C₁ à C₆, cycloalkyle en C₃ à C₆, (cycloalkyle en C₃ à C₆) -alkyle en C₁ à C₆, aryle, hétéroaryle, arylalkyle en C₁ à C₆ ou hétéroarylalkyle en C₁ à C₆ ou -C(O)alkyle en C₁ à C₄.

55 25. Procédé selon la revendication 24, dans lequel chaque R⁸ est un groupe -C(=O)CH₃.

26. Procédé selon l'une quelconque des revendications 23 à 25, dans lequel la température est d'environ 100°C à environ 220 °C.

27. Procédé selon la revendication 26, dans lequel la température est d'environ 100°C à environ 180 °C.

28. Procédé selon l'une quelconque des revendications 22 à 27, dans lequel on agite le mélange de monomères à une vitesse d'environ 40 tours par minute à environ 200 tours par minute.

5

29. Procédé selon la revendication 28, dans lequel on agite le mélange de monomères à une vitesse de préférence d'environ 70 tours par minute à environ 150 tours par minute.

10 30. Procédé selon l'une quelconque des revendications 22 à 29, dans lequel le mélange mécanique comprend une agitation avec un agitateur mécanique.

15

31. Procédé selon la revendication 30, dans lequel l'agitateur mécanique est un mélangeur de type à socs, une extrudeuse de type à vis, un mélangeur de type à ruban, une extrudeuse mélangeuse à vis à venturi à mouvements alternatifs, une extrudeuse avec un mélangeur statique en ligne, un mélangeur Banbury, un mélangeur à vis conique, un mélangeur composite hélicoïdal, un mélangeur à pale hélicoïdale ouverte, un mélangeur à pale de type vis sans fin, un mélangeur à pale de type ancre ou un mélangeur à tiges multiples.

32. Procédé selon l'une quelconque des revendications 22 à 31, dans lequel la polymérisation est effectuée sous vide.

20

25

30

35

40

45

50

55

Fig 1




Fig. 2

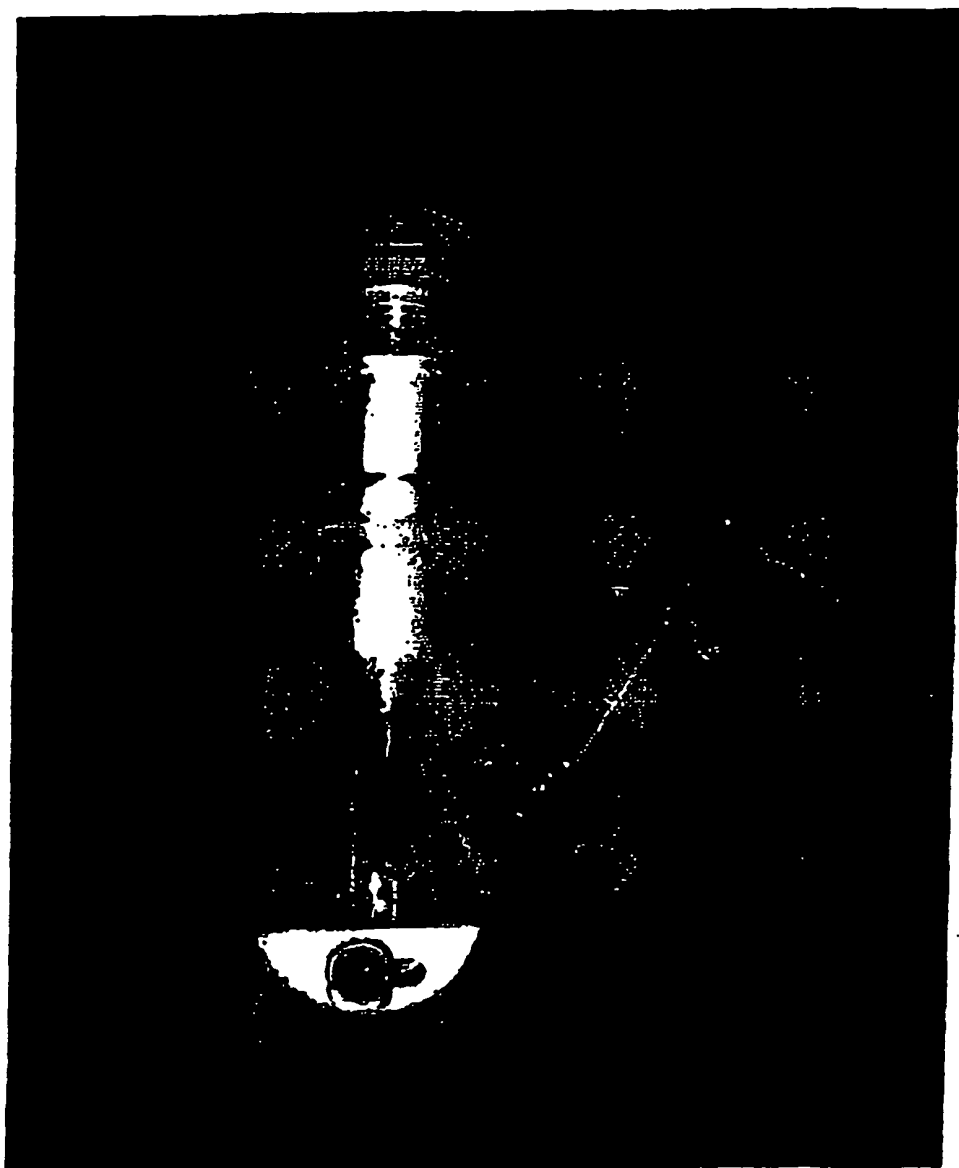
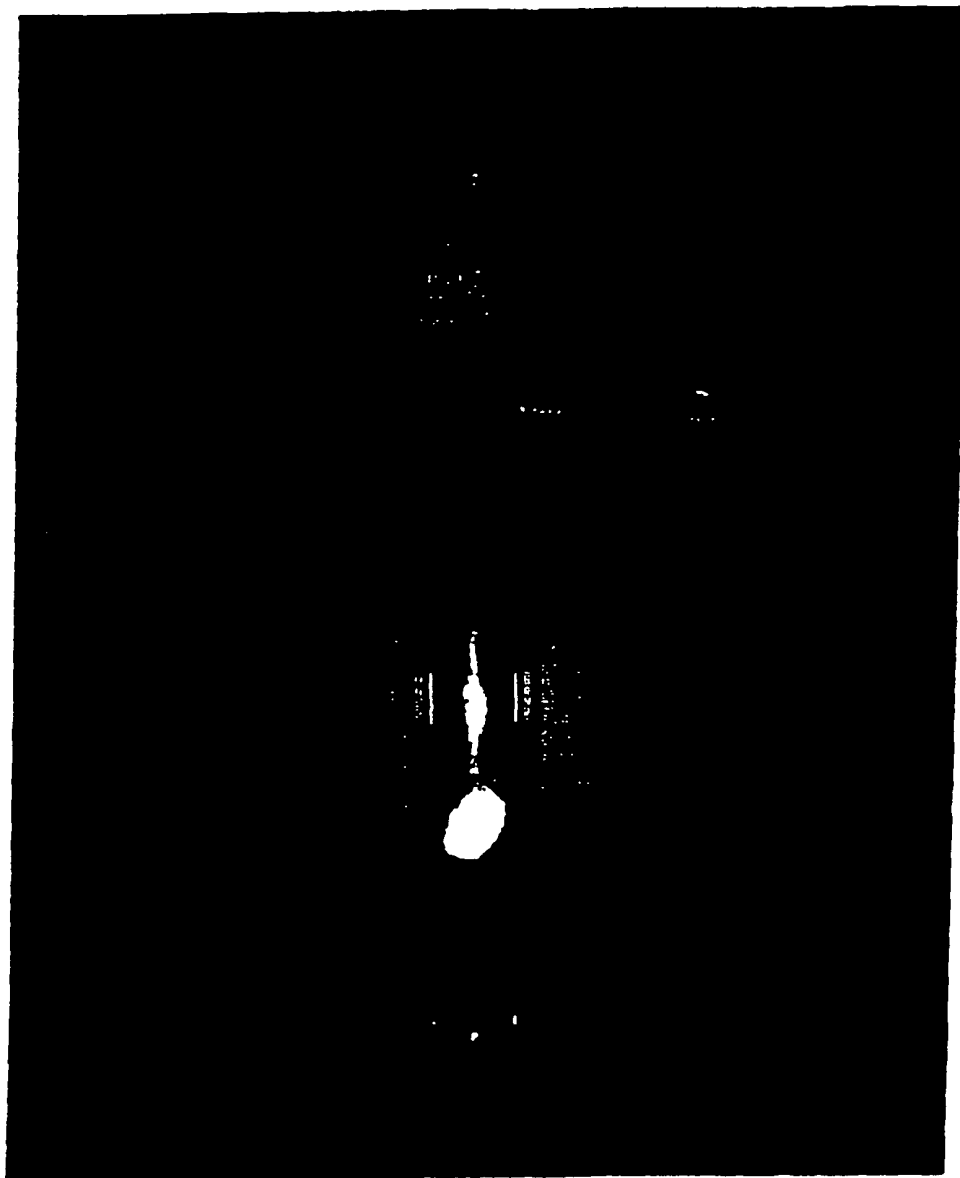


Fig. 3



REFERENCES CITED IN THE DESCRIPTION

This list of references cited by the applicant is for the reader's convenience only. It does not form part of the European patent document. Even though great care has been taken in compiling the references, errors or omissions cannot be excluded and the EPO disclaims all liability in this regard.

Patent documents cited in the description

- US 4757128 A [0001] [0010]
- US 4997904 A [0001] [0010]
- US 4888176 A [0001] [0010]
- US 4857311 A [0001] [0010]
- US 5264540 A [0002] [0010]
- US 4999417 A [0002]
- US 4886870 A [0003]
- US 5902599 A [0003]
- WO 9912990 A [0010] [0012] [0013]
- WO 0209769 A [0010] [0012] [0013]
- WO 0209767 A [0010] [0012] [0013]
- US 4612302 A [0033]
- US 4853371 A [0033]
- US 4684620 A [0033]
- US 6486214 B [0052]
- US 4608392 A, Jacquet [0100]
- US 4992478 A, Geria [0100]
- US 4559157 A, Smith [0100]
- US 4820508 A, Wortzman [0100]
- US 4938949 A [0101]

Non-patent literature cited in the description

- DOMB, A. ; LANGER, R. *Journal of Polymer Science*, 1987, vol. 25, 3373-3386 [0006]
- GREENE, T. W. ; WUTZ, P.G.M. *Protecting Groups In Organic Synthesis*. John Wiley & sons, Inc, 1991 [0032]
- CONIX. *Macromol. Synth.*, 1996, vol. 2, 95-99 [0048] [0125]