

(19) World Intellectual Property Organization  
International Bureau



(43) International Publication Date  
16 January 2003 (16.01.2003)

PCT

(10) International Publication Number  
**WO 03/005703 A1**

(51) International Patent Classification<sup>7</sup>: **H04N 5/00, 7/24**

(21) International Application Number: PCT/IB02/02651

(22) International Filing Date: 24 June 2002 (24.06.2002)

(25) Filing Language: English

(26) Publication Language: English

(30) Priority Data:  
0116116.5 30 June 2001 (30.06.2001) GB

(71) Applicant: **KONINKLIJKE PHILIPS ELECTRONICS N.V.** [NL/NL]; Groenewoudseweg 1, NL-5621 BA Eindhoven (NL).

(72) Inventors: **MORRIS, Steven**; Prof. Holstlaan 6, NL-5656 AA Eindhoven (NL). **MORRIS, Octavius, J.**; Prof. Holstlaan 6, NL-5656 AA Eindhoven (NL).

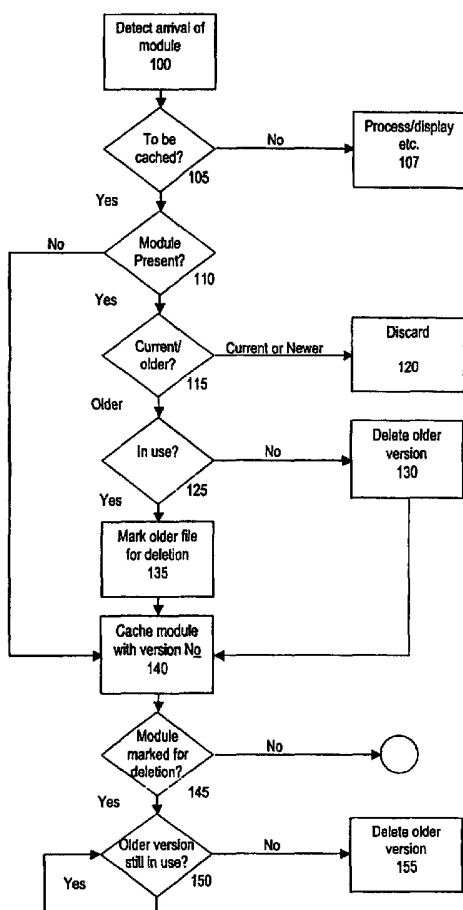
(74) Agent: **WHITE, Andrew, G.**; Internationaal Octrooibureau B.V., Prof. Holstlaan 6, NL-5656 AA Eindhoven (NL).

(81) Designated States (*national*): AE, AG, AL, AM, AT, AU, AZ, BA, BB, BG, BR, BY, BZ, CA, CH, CN, CO, CR, CU, CZ, DE, DK, DM, DZ, EC, EE, ES, FI, GB, GD, GE, GH, GM, HR, HU, ID, IL, IN, IS, JP, KE, KG, KP, KR, KZ, LC, LK, LR, LS, LT, LU, LV, MA, MD, MG, MK, MN, MW, MX, MZ, NO, NZ, OM, PH, PL, PT, RO, RU, SD, SE, SG, SI, SK, SL, TJ, TM, TN, TR, TT, TZ, UA, UG, UZ, VN, YU, ZA, ZM, ZW.

(84) Designated States (*regional*): ARIPO patent (GH, GM, KE, LS, MW, MZ, SD, SL, SZ, TZ, UG, ZM, ZW), Eurasian patent (AM, AZ, BY, KG, KZ, MD, RU, TJ, TM), European patent (AT, BE, CH, CY, DE, DK, ES, FI, FR, GB, GR, IE, IT, LU, MC, NL, PT, SE, TR), OAPI patent

[Continued on next page]

(54) Title: RECEIVER APPARATUS AND METHOD



(57) Abstract: In a DSM-CC receiver (12), a signal comprising a periodically repeated plurality of data sections is received. Storage means (14) is provided for caching the data sections included in the signal, and said storage means incorporates a file management mechanism based on file names. Each data section is received (100) under a corresponding file name, and the received file names are modified (140) within the receiver to distinguish between previous or subsequent versions of the same data sections of the signal that are stored in said storage means. Files currently in use are not overwritten, but are marked (135) for later deletion (155). Individual files can be extracted from DSM-CC modules and cache. In this case, individual file names are modified by reference to version information received for the module as a whole.

WO 03/005703 A1



(BF, BJ, CF, CG, CI, CM, GA, GN, GQ, GW, ML, MR, NE, SN, TD, TG).

*For two-letter codes and other abbreviations, refer to the "Guidance Notes on Codes and Abbreviations" appearing at the beginning of each regular issue of the PCT Gazette.*

**Published:**

— *with international search report*

## RECEIVER APPARATUS AND METHOD

5           The present invention relates to communications systems and in particular those employing multiplex signals comprising a periodically repeated plurality of modules.

          Interactive digital television applications such as tele-banking, tele-  
10 shopping or electronic newspapers are typically broadcast in a carousel like fashion where the corresponding data sections are repeated periodically in the transport stream.

          DSM-CC (Digital Storage Media- Command and Control) object  
carousels are such a type of broadcast file system used in interactive digital  
15 TV. These have been specified as the delivery system for content in several standards, including the UK Digital Terrestrial Group guidelines and the DVB Multimedia Home Platform (MHP). See for example ISO/IEC 13818-6A. DSM-CC object carousel consists of a number of 'modules', each of which contains part of a larger directory structure, either as several small files (in which case  
20 the maximum module size is 64 Kbytes) or a single large file (where the module can be any size). These modules are then broadcast with the digital TV signal, with some modules possibly being repeated to improve access times. Once all modules have been broadcast, the broadcaster returns to the beginning and starts broadcasting the modules again. This process bears a close  
25 resemblance to the way that teletext pages are broadcast, with DSM-CC modules replacing individual teletext pages as the basic unit. EP 1022901 A, for example, describes an information server for providing DSM-CC carousels in an information stream.

          Digital TV receivers that use DSM-CC typically cache at least some  
30 DSM-CC modules, to avoid the long delays in accessing modules encountered with systems like teletext which are caused by having to wait for the requested module's turn to be broadcast. As some new set-top boxes include hard disk

units to provide some local storage, it becomes possible for a set-top box that needs to support DSM-CC broadcast file systems to use a part of the local hard disk as a cache, rather than having to perform this caching in memory. Using the hard disk for this caching is known for example from International patent  
5 application WO99/65229 (commonly assigned with the present application) which proposes a system for caching data sections on a hard drive (for instance) in such a way that the information for a complete set of multiplex signals is contained in a single information section.

Using the hard disk for caching in this manner has several benefits.  
10 Storing the cached modules on disk frees memory that would otherwise be used for storing these modules. The set-top box, therefore, has a reduced memory footprint in comparison with other boxes. Furthermore, the platform can now cache considerably more modules, due to the extremely low relative cost of hard disk capacity.

15 Many present systems usually require only a simple DSM-CC cache because of the relatively simple nature of the applications that are possible, and the fact that they cannot access the broadcast file system directly. However, on an MHP platform, an application broadcast using DSM-CC can access the object carousel and load files from it, and may indeed choose to connect to and  
20 use any number of other object carousels as well. This adds a further level of complexity to cache management.

Every DSM-CC module has a version number, indicating when it was last updated, and DSM-CC allows the broadcaster to dynamically update elements of the file system and broadcast the changed module(s) with a new  
25 version number. In this way, the application and the DSM-CC cache can detect that the file has been updated. The old version cannot simply be replaced, however, because it is possible that an application is accessing the file. If the contents of the file were to change halfway through being read, the application would be badly affected. Yet at the same time any new requests for the file  
30 should get the updated version. Thus, it is potentially necessary to keep multiple versions of the same file in the cache.

The prior application mentioned above does not, however, teach any way of differentiating between different versions of the same module.

In the case where the cache is stored on a local hard disk, one solution would be to add a version number to the structure of the file system to cope  
5 with this, but this is not a built-in facility of common file systems, and would require changes to the file system design.

In order to address the cache management problems highlighted above, it is proposed to append the version of the module containing a file to the name  
10 of the file automatically when caching the file on a local disk. This has several advantages since it permits any current file system used in the industry to be used without modification. This saves developer effort since no change or testing of the file system structure is required. Also, as the cache is file system-independent, porting to a new file system type or operating system is made  
15 significantly easier. The addition of version numbers within filenames also prevents inconsistent information from being presented to an application.

In a first embodiment of the invention there is provided a method of cache management in a receiver, for receiving a signal comprising a periodically repeated plurality of data sections, said receiver including storage  
20 means for caching the data sections included in the signal, wherein said storage means incorporates a file management mechanism based on file names, each data section being received under a corresponding file name, and wherein the received file names are modified within the receiver to distinguish between previous or subsequent versions of the same data sections of the  
25 signal that are stored in said storage means.

In one embodiment, a version number of the data section is appended to the received file name of the data section before it is added to the cache.

The data section may be received with associated version information, said information being used to determine the modification of the file name.  
30 Version numbers are defined within DSM-CC specifications. Alternatively, the receiver may generate a time stamp or other version information locally.

The storage means may comprise a local hard drive.

The data sections may be modules, each module comprising of group of one or more files, or the data sections may be the files contained in the modules.

5           In one embodiment, files may be extracted and stored individually, using version information received for the group as a whole.

Where the data sections are made of modules, manipulation of the groups of files can be simplified by using sub-directories.

10           The file name of the data section may be used to mark for deletion a redundant version of a data section.

The invention yet further provides an apparatus comprising storage means and file management means arranged for caching periodically received data sections by a method as set forth above, and as further set forth in the appended claims.

15

Embodiments of the invention will now be described, by way of example only, with reference to the accompanying drawings, in which:

Figure 1 is a generalised block diagram of apparatus embodying the invention.

20           Figure 2 is a flowchart depicting an example of a method according to the invention in operation.

Referring to the block diagram of Figure 1 there is provided a transmitter 10 for transmitting a signal 13, such as a digital television signal. This signal 25 comprises of a number of modules that are repeated periodically. A receiver 12, such as the type commonly referred to as a "set top box", receives said signal. The receiver 12 consists of means for extracting files 11 and modules from the signal and a cache memory 14 which, in this example, is part of a hard disk. The cache memory 14 is used to store certain modules where necessary, such 30 that they can be accessed quickly. The extractor 11 includes file management means for adding and deleting files from the cache memory in an orderly

fashion.

Where an advanced set-top box for interactive digital television has an integrated hard disk, this hard disk can be used as a DSM-CC cache in those cases where DSM-CC is used, e.g. DVB MHP. A certain amount of hard disk space is reserved for use as a DSM-CC cache, in the same way that current  
5 set-top boxes reserve a certain area of memory for this purpose. The advantage of this is that a disk cache can be much larger without seriously compromising performance of the hard disk for other applications.

Referring to the flowchart of Figure2, the preferred method comprises  
10 the following steps:

At step 100, when the platform detects the arrival of a DSM-CC module from the broadcast network, it can choose, at step 105, whether to cache this module. If it does choose to cache the module then the platform examines the current cache to see if the module is already present, at step 110. Otherwise, at  
15 107, the module is processed and displayed in the normal manner.

If the check at step 110 shows the module is not already present then it is simply cached with its version number (step 140). If, however that module is already present then, at 115, it is determined whether that module already in the cache is an older version or a current or later version. This is done by  
20 checking the version number of the newly arrived module against that of the module stored in cache. If the module already cached is a current or later version then, at 120, the newly loaded module is discarded. If it is older, the platform checks, at 125, whether any of the cached module is currently in use (i.e. whether an application has a file in that module open for reading). If it is  
25 not, the old module is deleted, at 130, from the disk cache.

At step 140, the new module is cached on disk with the version number appended as part of the file name. If the older version of the module is in use, the platform will, at step 135, mark this older version for deletion. Any new operations that open a file in that module will be directed to the version of the  
30 file in the cache with the highest version number.

When an application closes a file handle (and thus stops accessing the

file), the platform checks whether the module is marked for deletion, at step 145, and whether any other applications are accessing the module, at step 150. In the case where no other file handles are open to files in that module and the module is marked for deletion, the module is deleted from the cache, at 155.

5           Therefore, the module version and other information such as whether the module is marked for deletion (and possibly the number of currently open file handles) can be appended to the file name of the cached module. This makes version comparisons easier and avoids changes to the design of the file systems or the use of separate module version databases. Most standard  
10       programming libraries allow the manipulation of file systems using regular expressions to identify a set of filenames.

          The skilled reader will appreciate that numerous variations are possible within the principles of the method and apparatus described above. The method can also be applied to caching individual files within DSM-CC  
15       modules by unpacking the files into the cache. In this case, every file name will have the version number of their containing DSM-CC module appended. This allows the application of the module replacement strategy described above to be carried out either at the file level (to ensure timely updates of files wherever possible) or at the module level (to ensure the consistency between  
20       all files broadcast in the same module). Caching at the module level in this way is more complex, but sub-directories can be used to make the manipulation of groups of files easier.

          Accordingly it will be understood that the embodiments illustrated herein are presented as examples to aid understanding, and are not intended  
25       to be limiting on the spirit and scope of the invention claimed.

## CLAIMS

1. A method of cache management in a receiver, for receiving a signal comprising a periodically repeated plurality of data sections, said receiver  
5 including storage means for caching the data sections included in the signal, wherein said storage means incorporates a file management mechanism based on file names, each data section being received under a corresponding file name, and wherein the received file names are modified within the receiver to distinguish between previous or subsequent versions of the same data sections  
10 of the signal that are stored in said storage means.
2. A method as claimed in claim 1 wherein a version number of the data section is appended to the received file name of the data section before it is added to the cache.  
15
3. A method as claimed in claim 1 or 2 wherein data sections are received with associated version information, said information being used to determine the modification of the file name.
- 20 4. A method as claimed in any preceding claim wherein the data sections are received in the form of modules, each module comprising a group of one or more files.
5. A method as claimed in claim 4 wherein manipulation of the groups of  
25 files is simplified by using sub-directories.
6. A method as claimed in claim 4 or 5 wherein said file name modification is performed at a module level.
- 30 7. A method as claimed in claim 4 or 5 wherein individual files are extracted from said modules and individual file names are modified by reference to

version information received for the module as a whole.

8. A method as claimed in any preceding claim wherein the file name of a data section is used to mark for deletion a redundant version of a data section.

5

9. A method as claimed in any preceding claim wherein said receiver is a broadcast receiver and the received data comprises DSM-CC (Digital Storage Media- Command and Control) standard modules.

10 10. A receiver apparatus for receiving a signal comprising a periodically repeated plurality of data sections, said receiver including storage means for caching the data sections included in the signal, wherein said storage means incorporates a file management mechanism based on file names, each data section being received under a corresponding file name, the receiver further  
15 including means comprises means for modifying received file names to distinguish between previous or subsequent versions of the same data sections of the signal that are stored in said storage means.

11. An apparatus as claimed in claim 10 wherein said modifying means is  
20 arranged to append a version number of the data section to the received file name of the data section before it is added to the cache.

12. An apparatus as claimed in claim 10 or 11 wherein data sections are received with associated version information, said information being used by  
25 the modifying means to determine the modification of the file name.

13. An apparatus as claimed in claim 10, 11 or 12 wherein the storage means comprises a local hard drive.

30 14. An apparatus as claimed in any of claims 10 to 13 arranged to receive the data sections in the form of modules, each module comprising a group of

one or more files.

15. An apparatus as claimed in claim 14 wherein the storage means is arranged to manipulate groups of files using sub-directories.

5

16. An apparatus as claimed in claim 14 or 15 wherein said modifying means is arranged to perform said file name modification at a module level.

17. An apparatus as claimed in claim 14 or 15 wherein said file means is arranged to extract individual files from said modules and said modifying means is arranged to modify individual file names by reference to version information received for the module as a whole.

10

18. An apparatus as claimed in any of claims 14 to 15 wherein the file name of a data section is used to mark for deletion a redundant version of a data section.

15

19. An apparatus as claimed in any of claims 10 to 18 wherein said receiver is a broadcast receiver and the received data comprises DSM-CC (Digital Storage Media- Command and Control) standard modules.

20

1/2

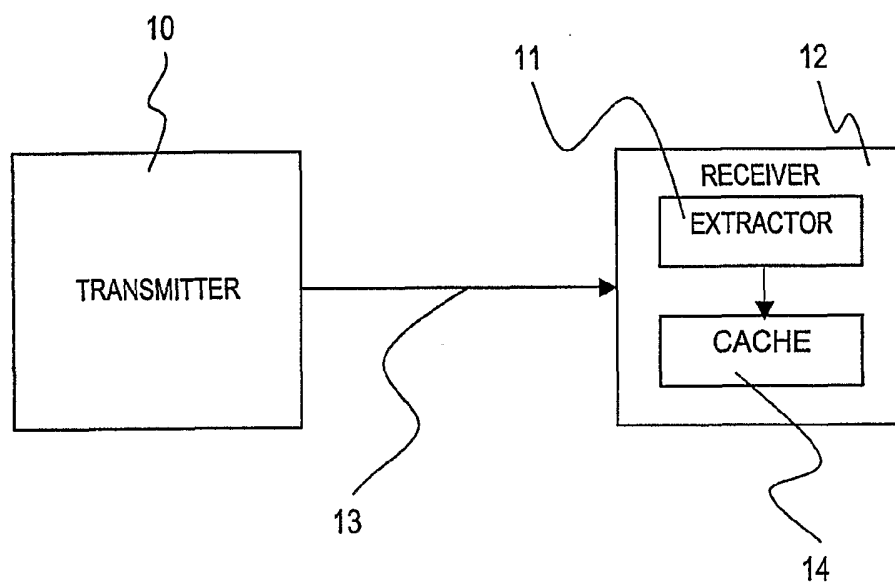


FIG.1

2/2

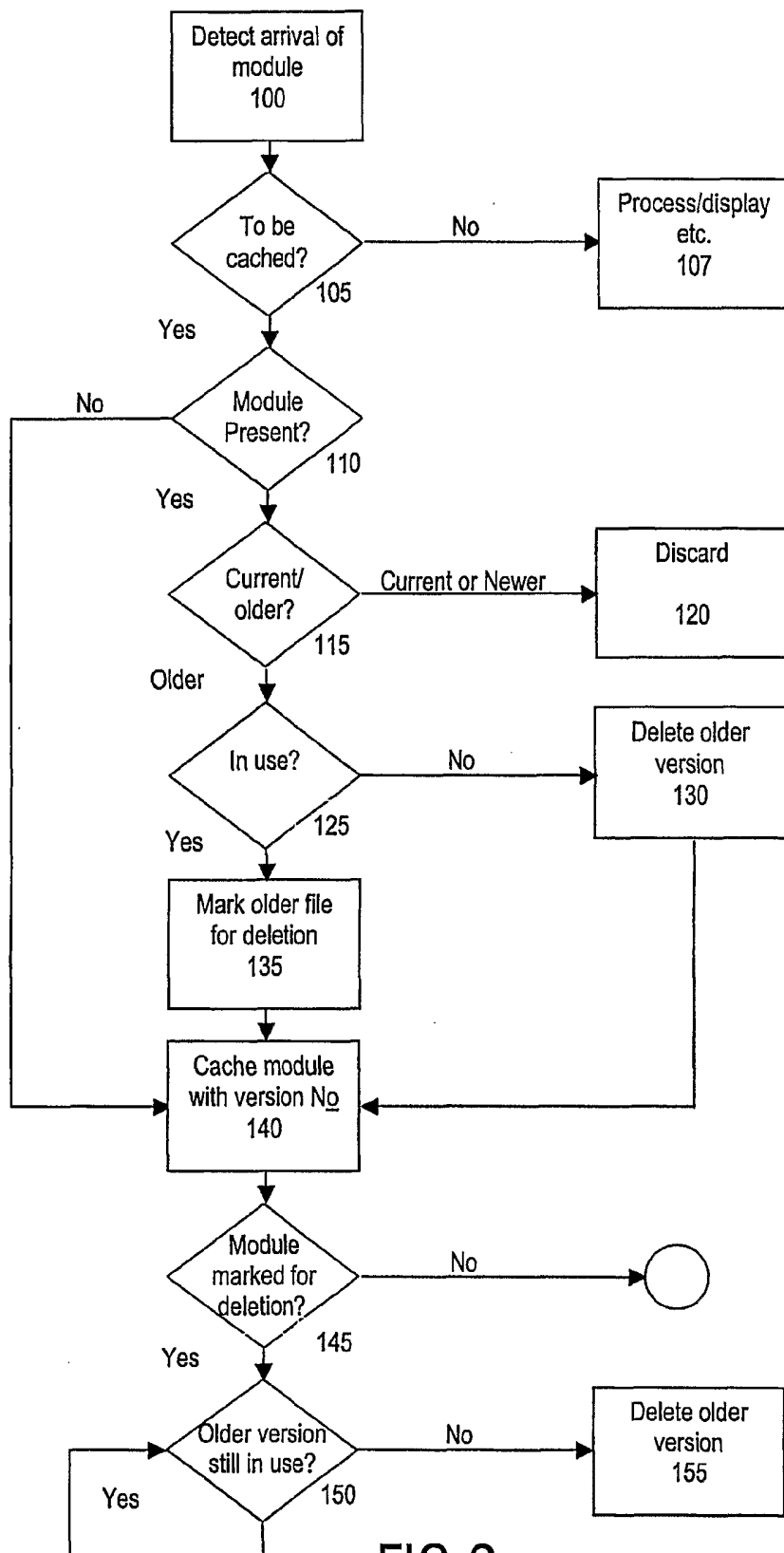


FIG.2

## INTERNATIONAL SEARCH REPORT

International Application No  
PCT/IB 02/02651

A. CLASSIFICATION OF SUBJECT MATTER  
IPC 7 H04N5/00 H04N7/24

According to International Patent Classification (IPC) or to both national classification and IPC

## B. FIELDS SEARCHED

Minimum documentation searched (classification system followed by classification symbols)  
IPC 7 G06F H04N

Documentation searched other than minimum documentation to the extent that such documents are included in the fields searched

Electronic data base consulted during the international search (name of data base and, where practical, search terms used)

EPO-Internal, WPI Data, PAJ

## C. DOCUMENTS CONSIDERED TO BE RELEVANT

Category *	Citation of document, with indication, where appropriate, of the relevant passages	Relevant to claim No.
X	US 5 764 992 A (TITUS DIANE ET AL) 9 June 1998 (1998-06-09) column 2, line 8 - line 29 column 4, line 57 - column 5, line 23 ----	1-19
A	WO 01 33852 A (OPENTV CORP) 10 May 2001 (2001-05-10) section "Summary of the invention" ----	1-19
A	WO 01 13644 A (GEN INSTRUMENT CORP) 22 February 2001 (2001-02-22) page 2, line 28 - page 4, line 32 page 11, line 29 - page 12, line 12 ----	1-19
A	US 5 734 822 A (FREEDMAN GORDON J ET AL) 31 March 1998 (1998-03-31) column 5, line 19 - line 24 ----- -/--	1-19

☒ Further documents are listed in the continuation of box C.

☒ Patent family members are listed in annex.

\* Special categories of cited documents:

\*A\* document defining the general state of the art which is not considered to be of particular relevance

\*E\* earlier document but published on or after the international filing date

\*L\* document which may throw doubts on priority claim(s) or which is cited to establish the publication date of another citation or other special reason (as specified)

\*O\* document referring to an oral disclosure, use, exhibition or other means

\*P\* document published prior to the international filing date but later than the priority date claimed

\*T\* later document published after the international filing date or priority date and not in conflict with the application but cited to understand the principle or theory underlying the invention

\*X\* document of particular relevance; the claimed invention cannot be considered novel or cannot be considered to involve an inventive step when the document is taken alone

\*Y\* document of particular relevance; the claimed invention cannot be considered to involve an inventive step when the document is combined with one or more other such documents, such combination being obvious to a person skilled in the art.

\*G\* document member of the same patent family

Date of the actual completion of the international search

16 September 2002

Date of mailing of the international search report

23/09/2002

Name and mailing address of the ISA

European Patent Office, P.O. 5818 Patentlaan 2  
NL - 2280 HV Rijswijk  
Tel. (+31-70) 340-2040, Tx. 31 651 epo nl,  
Fax: (+31-70) 340-3016

Authorized officer

La, V

## INTERNATIONAL SEARCH REPORT

International Application No  
PCT/IB 02/02651

## C.(Continuation) DOCUMENTS CONSIDERED TO BE RELEVANT

Category *	Citation of document, with indication, where appropriate, of the relevant passages	Relevant to claim No.
A	US 5 835 911 A (NAKAGAWA TORU ET AL) 10 November 1998 (1998-11-10) column 72, line 57 - line 61 ---	1-19
A	EP 1 022 901 A (SONY SERVICE CENTER EUROP NV) 26 July 2000 (2000-07-26) cited in the application sections '0080!', '0081! figures 5,7 ---	1-19
A	WO 99 65229 A (KONINKL PHILIPS ELECTRONICS NV ; PHILIPS SVENSKA AB (SE)) 16 December 1999 (1999-12-16) cited in the application the whole document ---	1-19
A	EP 0 909 091 A (CANAL PLUS SA) 14 April 1999 (1999-04-14) abstract; figure 8 sections '0006!-'0014! section "Memory manager", '0073!-'0084! -----	1-19

# INTERNATIONAL SEARCH REPORT

Information on patent family members

International Application No

PCI/IB 02/02651

Patent document cited in search report		Publication date	Patent family member(s)	Publication date
US 5764992	A	09-06-1998	NONE	
WO 0133852	A	10-05-2001	AU 1252701 A BR 0015152 A EP 1224806 A1 WO 0133852 A1	14-05-2001 16-07-2002 24-07-2002 10-05-2001
WO 0113644	A	22-02-2001	AU 6775500 A AU 6775600 A BR 0013418 A BR 0013419 A EP 1210823 A1 EP 1210824 A1 WO 0113643 A1 WO 0113644 A1	13-03-2001 13-03-2001 23-07-2002 23-07-2002 05-06-2002 05-06-2002 22-02-2001 22-02-2001
US 5734822	A	31-03-1998	AU 1466497 A EP 0870235 A1 WO 9724674 A1	28-07-1997 14-10-1998 10-07-1997
US 5835911	A	10-11-1998	JP 3167521 B2 JP 7225723 A JP 3167522 B2 JP 7225724 A JP 9054734 A	21-05-2001 22-08-1995 21-05-2001 22-08-1995 25-02-1997
EP 1022901	A	26-07-2000	EP 1022901 A1 JP 2000358071 A	26-07-2000 26-12-2000
WO 9965229	A	16-12-1999	CN 1277777 T EP 1034652 A2 WO 9965229 A2 JP 2002518894 T	20-12-2000 13-09-2000 16-12-1999 25-06-2002
EP 0909091	A	14-04-1999	EP 0909091 A1 AU 9363298 A BR 9813024 A CA 2304862 A1 CN 1281613 T EP 1021918 A2 HR 20000166 A1 HU 0100296 A2 WO 9918730 A2 JP 2001519579 T NO 20001652 A PL 340331 A1 TR 200000922 T2 TR 200003045 T2 TR 200003046 T2	14-04-1999 27-04-1999 15-08-2000 15-04-1999 24-01-2001 26-07-2000 31-10-2000 28-05-2001 15-04-1999 23-10-2001 07-06-2000 29-01-2001 21-07-2000 21-02-2001 22-01-2001