



US00D878492S

(12) **United States Design Patent**
Kahl

(10) **Patent No.:** **US D878,492 S**

(45) **Date of Patent:** **** Mar. 17, 2020**

- (54) **PLUSH FIGURE**
- (71) Applicant: **DELTA-SPORT HANDELSKONTOR GMBH, Hamburg (DE)**
- (72) Inventor: **Philip Kahl, Hamburg (DE)**
- (73) Assignee: **DELTA-SPORT HANDELSKONTOR GMBH, Hamburg (DE)**
- (**) Term: **15 Years**

D275,587 S *	9/1984	Calvitti	D21/623
D276,636 S *	12/1984	Paczko	D21/623
D277,017 S *	1/1985	Paczko	D21/407
D278,731 S *	5/1985	Cohorst	D21/630
D292,095 S *	9/1987	Yoshiharu	A63F 1/00 D11/157
D312,286 S *	11/1990	Kolton	D21/628
D312,287 S *	11/1990	Kolton	A63H 3/20 D21/628
D341,635 S *	11/1993	Kolton	D21/628
D492,372 S *	6/2004	Young	D21/588
D493,852 S *	8/2004	Robinson	D21/630
D512,469 S *	12/2005	Atkisson	D21/628

(Continued)

- (21) Appl. No.: **35/506,096**
- (22) Filed: **Jul. 12, 2018**

Primary Examiner — George D. Kirschbaum
Assistant Examiner — Joseph J Kukella
 (74) *Attorney, Agent, or Firm* — Greenblum & Bernstein, P.L.C.

- (80) **Hague Agreement Data**
- Int. Filing Date: **Jul. 12, 2018**
- Int. Reg. No.: **DM/103702**
- Int. Reg. Date: **Jul. 12, 2018**
- Int. Reg. Pub. Date: **Nov. 23, 2018**

(57) **CLAIM**

The ornamental design for plush figure, as shown and described.

- (51) **LOC (12) Cl.** **21-01**
- (52) **U.S. Cl.**
- USPC **D21/628**
- (58) **Field of Classification Search**
- USPC D21/398, 483, 576, 621, 623, 624, 628, D21/630
- CPC A63H 3/00; A63H 3/02
- See application file for complete search history.

DESCRIPTION

The patent or application file contains at least one drawing executed in color. Copies of this patent or patent application publication with color drawing(s) will be provided by the Office upon request and payment of the necessary fee.

31. Plush figure

31.1 is a front side perspective view of a plush figure in accordance with another embodiment of the invention;

31.2 is a right side perspective view of **31.1**;

32.1 is a right side perspective view of a plush figure in accordance with another embodiment of the invention; and


32.2 is a front side perspective view of **32.1**.

Any surfaces of the design not shown, including interior surfaces and any surfaces shown in broken lines, form no part of the claimed invention.

- (56) **References Cited**
- U.S. PATENT DOCUMENTS

D65,074 S *	7/1924	Miller	D21/628
D65,075 S *	7/1924	Miller	D21/628
D146,132 S *	12/1946	Curran	D21/623
D208,636 S *	9/1967	Straus	D21/628
D208,637 S *	9/1967	Straus	D21/628
D208,638 S *	9/1967	Straus	A63H 3/20 D21/628
D208,639 S *	9/1967	Straus	A63F 1/00 D21/628

1 Claim, 4 Drawing Sheets
(2 of 4 Drawing Sheet(s) Filed in Color)



(56)


References Cited

U.S. PATENT DOCUMENTS

6,983,936	B1 *	1/2006	Clapper	A63F 1/00 273/244.1
D554,207	S *	10/2007	Covington Green	D21/628
D582,158	S *	12/2008	Nathanson	D21/385
D609,286	S *	2/2010	Badura	D21/621
D646,732	S *	10/2011	O'Leary	D21/621
D647,150	S *	10/2011	O'Leary	D21/621
D726,837	S *	4/2015	Kelly	D21/627
D726,838	S *	4/2015	Kelly	D21/627
D740,375	S *	10/2015	Kelly	D21/627
2015/0328555	A1 *	11/2015	Weinshanker	A63H 3/20 446/330

* cited by examiner


31.1



31.2



32.1



32.2

