

[54] SURGICAL OCCLUDING AND CUTTING INSTRUMENT

[75] Inventors: David T. Green, Norwalk; Paul O. Rawson, Easton; Richard Yagami, Bridgewater, all of Conn.

[73] Assignee: United States Surgical Corporation, Norwalk, Conn.

[**] Term: 14 Years

[21] Appl. No.: 270,280

[22] Filed: Jun. 3, 1981

[30] Foreign Application Priority Data

Dec. 19, 1980 [AU]	Australia	82,885
Dec. 19, 1980 [AU]	Australia	82,886
May 16, 1981 [CA]	Canada	12-05-81-6

[51] Int. Cl. D24-02; D8-05

[52] U.S. Cl. D24/26; D8/49

[58] Field of Search 128/334 R, 305; D8/49, D8/68; 227/19, DIG. 1, 156, 153, 8, 76, 109; D24/8, 26, 27

[56] References Cited

U.S. PATENT DOCUMENTS

D. 195,591	7/1963	Sage et al.	D8/49
3,160,890	1/1963	Lefebvre	1/187
3,193,165	7/1965	Akhalaya et al.	227/8
3,584,628	6/1971	Green	128/305
3,618,842	11/1971	Bryan	227/138
3,819,100	6/1974	Noiles et al.	227/DIG. 1 X
4,109,844	8/1978	Becht	227/19 X
4,204,623	5/1980	Green	227/19
4,228,895	10/1980	Larkin	206/339
4,349,028	5/1982	Green	128/305
4,354,628	10/1982	Green	227/19

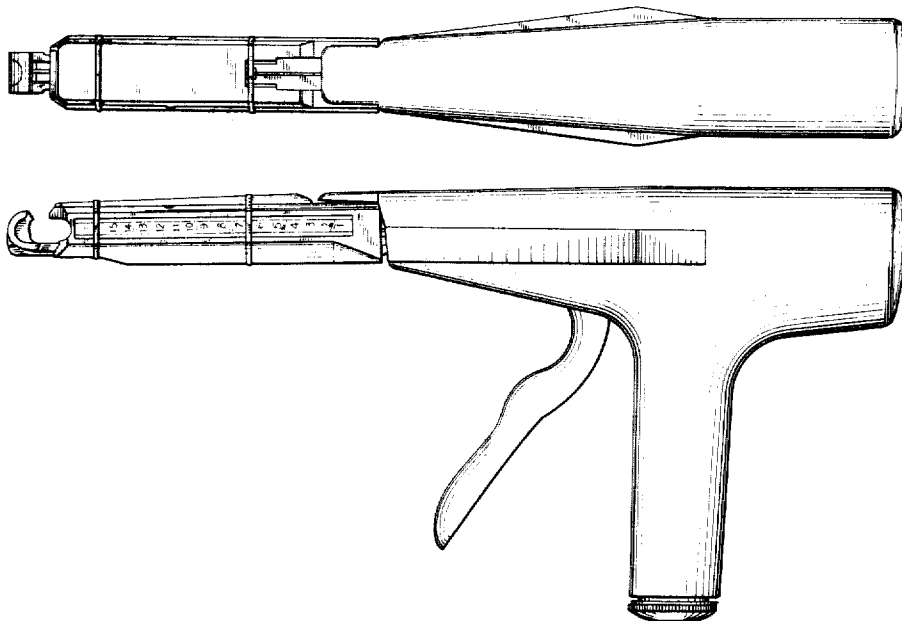
Primary Examiner—Bernard Ansher
Attorney, Agent, or Firm—Stephen P. Gilbert

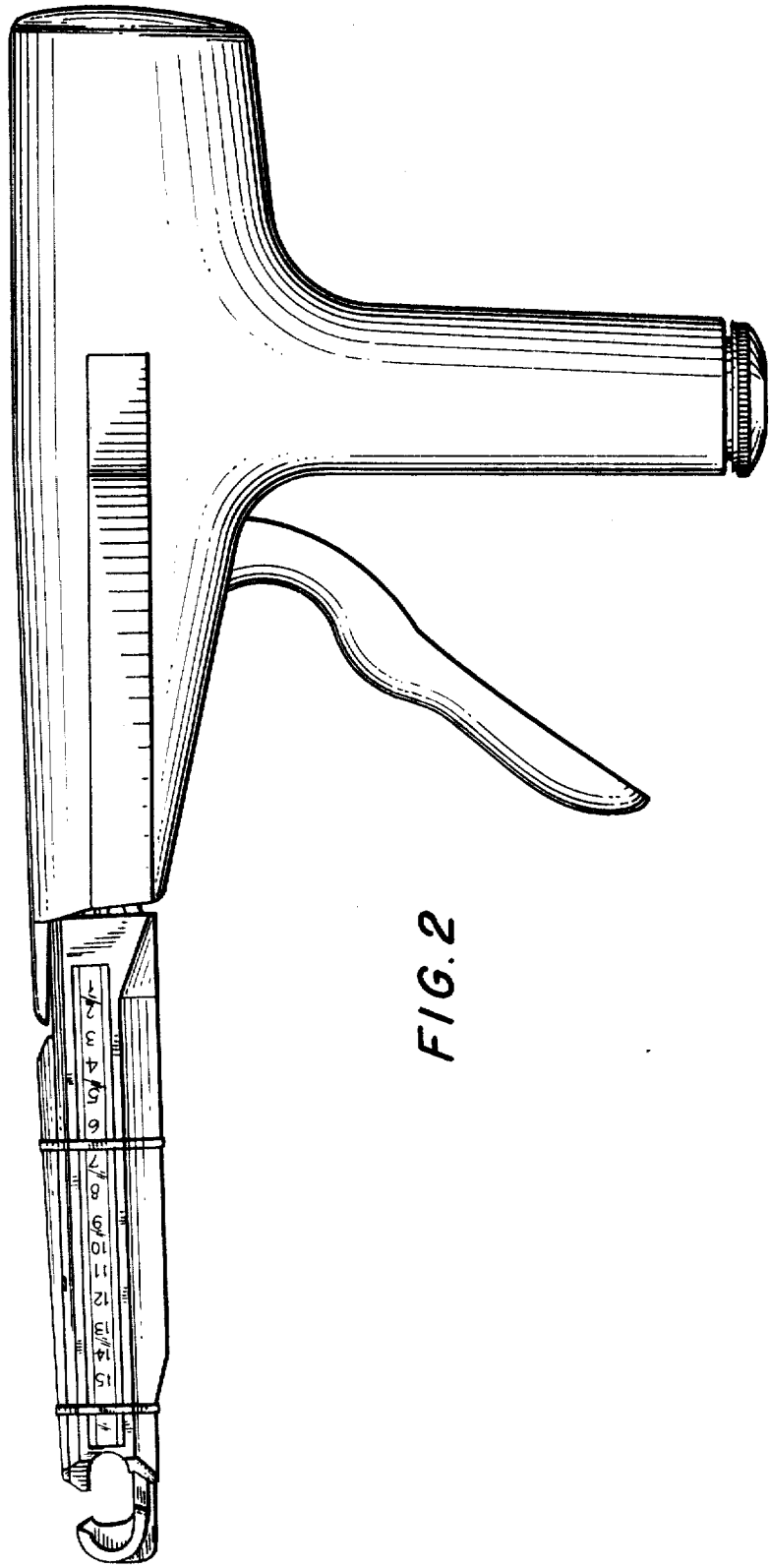
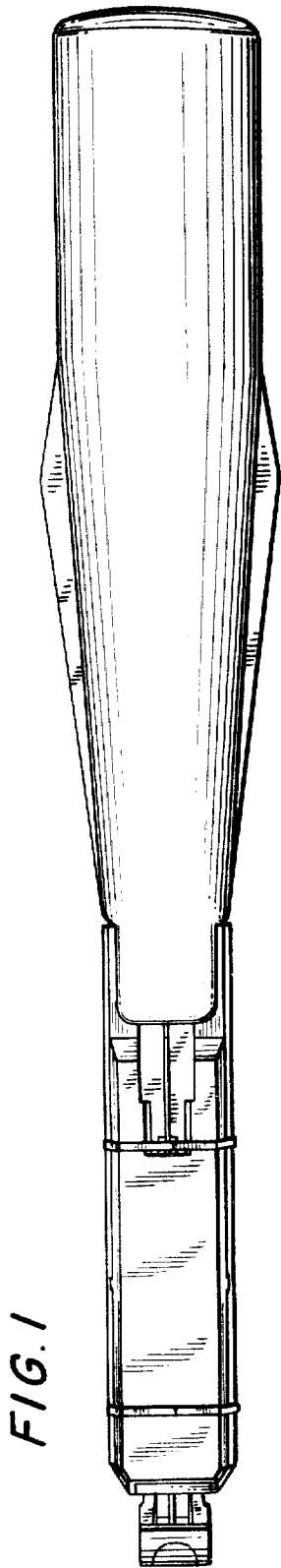
[57] CLAIM

The ornamental design for a surgical occluding and cutting instrument, as shown.

DESCRIPTION

FIG. 1 is a top plan view of a surgical occluding and cutting instrument showing our new design; FIG. 2 is a side view of the device; FIG. 3 is an end view of the device, looking from the left of FIG. 2; FIG. 4 is an end view of the device, looking from the right of FIG. 2; and FIG. 5 is a bottom plan view of the device.





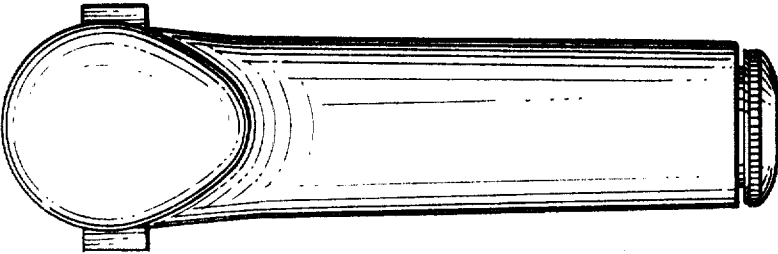


FIG. 4

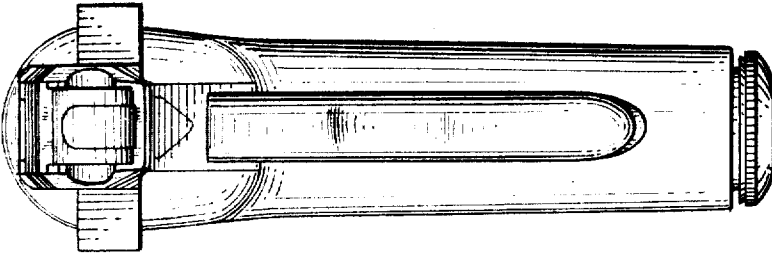


FIG. 3

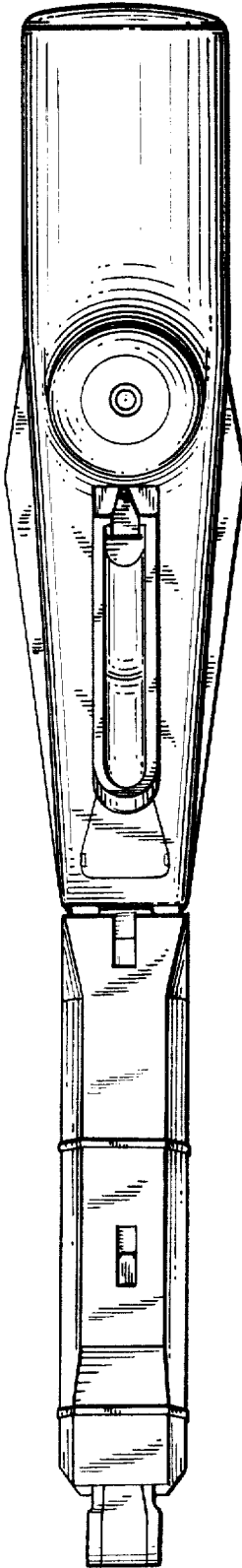


FIG. 5