



US00D587138S

(12) **United States Design Patent**
Garcia

(10) **Patent No.:** **US D587,138 S**

(45) **Date of Patent:** **** Feb. 24, 2009**

(54) **TIME DISPLAY**

(76) Inventor: **Christopher George Garcia**, 1214
Cypress Dr., Richardson, TX (US) 75080

(**) Term: **14 Years**

(21) Appl. No.: **29/322,416**

(22) Filed: **Aug. 5, 2008**

(51) **LOC (9) Cl.** **10-01**

(52) **U.S. Cl.** **D10/1**

(58) **Field of Classification Search** D10/1-29,
D10/122-132; 368/76, 223, 239-242, 29,
368/30, 82-84

See application file for complete search history.

(56) **References Cited**

U.S. PATENT DOCUMENTS

964,005 A *	7/1910	Dungan	368/76
970,198 A *	9/1910	Dungan	368/76
991,235 A *	5/1911	Porter	368/76
1,776,001 A	11/1930	Konigsberg	
1,918,821 A *	7/1933	Norcross	368/76
2,065,491 A	12/1936	Harm	
2,221,413 A *	11/1940	Schanz	368/76
2,243,343 A *	5/1941	Johnson	368/222
2,333,832 A	11/1943	Torroja	
D163,856 S *	7/1951	Di Addario	D10/124
3,574,992 A	4/1971	Ladas	
3,587,222 A *	6/1971	Mestrovic	368/78
3,775,964 A	12/1973	Fukumoto	
3,854,279 A	12/1974	Edmunds	
3,956,879 A *	5/1976	Bailey	368/76
D241,627 S *	9/1976	Bailey	D10/15
D241,628 S	9/1976	Bailey	
4,022,015 A *	5/1977	Bailey	368/40
4,103,484 A	8/1978	Bailey	
D253,042 S	10/1979	Fee	
D275,938 S *	10/1984	Sonier	D11/131
D277,371 S *	1/1985	Sonier	D11/131
D277,372 S *	1/1985	Sonier	D11/140
D286,029 S *	10/1986	Graumann	D10/122

D297,816 S	9/1988	Dawson, Jr.	
D302,664 S	8/1989	Dawson, Jr.	
D337,531 S	7/1993	Braisted	
5,331,609 A	7/1994	Gubin	
D353,777 S	12/1994	Braisted	
D353,781 S	12/1994	Braisted	
D354,006 S	1/1995	Braisted	
5,757,731 A	5/1998	Rosenberg	
D405,701 S *	2/1999	Marshall	D10/26
5,896,348 A	4/1999	Lyon	
6,249,486 B1 *	6/2001	Chitturi	368/21
6,256,265 B1	7/2001	Sepulveda	
6,628,571 B2	9/2003	Emami	
D483,684 S	12/2003	Kahil	
D496,296 S	9/2004	Kahil	
D496,297 S	9/2004	Kahil	
D496,298 S	9/2004	Kahil	
D499,344 S *	12/2004	Garcia	D10/15
D534,824 S	1/2007	Skaggs	
D535,207 S	1/2007	Skaggs	
D545,232 S	6/2007	Waldman	
D554,004 S	10/2007	Kraft	
7,376,052 B2 *	5/2008	Sela	368/82
2002/0145945 A1 *	10/2002	Bucci	368/223
2005/0083787 A1	4/2005	Perez	

* cited by examiner

Primary Examiner—Lucy Lieberman

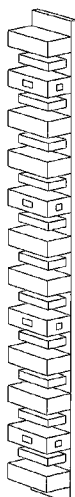
(57) **CLAIM**

The ornamental design for a time display, as shown and described.

DESCRIPTION

FIG. 1 is a perspective view of the time display;
 FIG. 2 is a front elevational view thereof;
 FIG. 3 is a rear elevational view thereof;
 FIG. 4 is a left side elevational view thereof, the right side being a mirror image thereof; and,
 FIG. 5 is a top plan view thereof; the bottom side being a mirror image thereof.

1 Claim, 2 Drawing Sheets



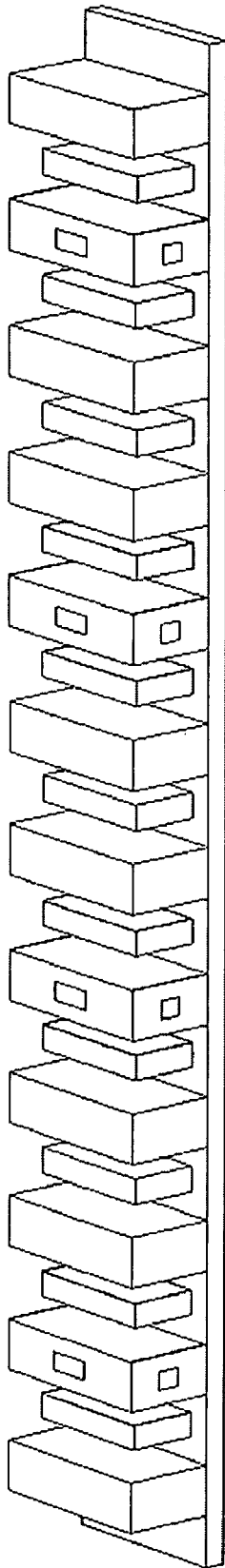


FIG. 1

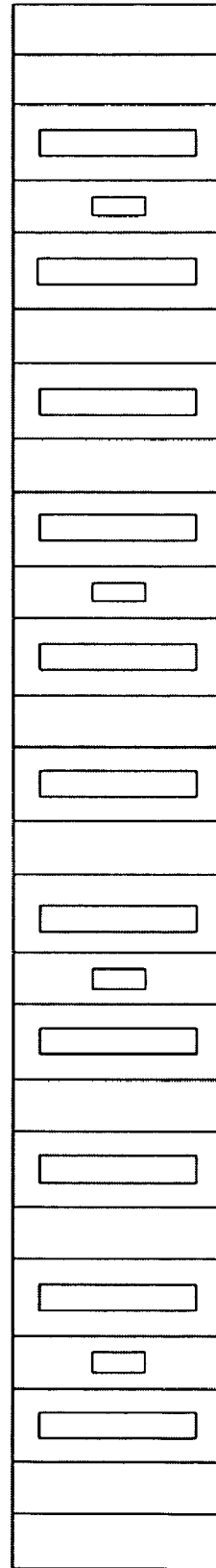


FIG. 2




FIG. 3




FIG. 5

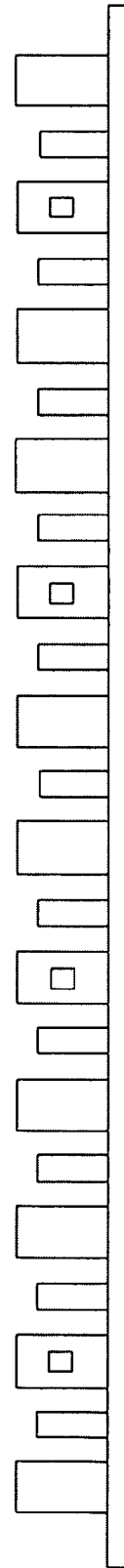


FIG. 4