



US00D723912S

(12) **United States Design Patent**
Shigeno et al.

(10) **Patent No.:** **US D723,912 S**

(45) **Date of Patent:** **** Mar. 10, 2015**

(54) **CONTAINER**

FOREIGN PATENT DOCUMENTS

(71) Applicants: **Colgate-Palmolive Company**, New York, NY (US); **Omron Healthcare Co., Ltd.**, Kyoto (JP)

CN 201453403 5/2010
CN 201676306 12/2010

(Continued)

(72) Inventors: **Takashi Shigeno**, Tokyo (JP); **Kazuya Andachi**, Tokyo (JP); **Tamaki Ito**, Kyoto (JP)

OTHER PUBLICATIONS

NPL searched Google image[online] [date searched Oct. 27, 2014] Internet< URL: <http://www.ebay.com/itm/Omron-Electric-Sonic-Toothbrush-Medi-Clean-Portable-Black...>*

(Continued)

(73) Assignee: **Colgate-Palmolive Company**, New York, NY (US)

(**) Term: **14 Years**

Primary Examiner — Thomas Johannes

Assistant Examiner — Keith Frank

(21) Appl. No.: **29/456,360**

(74) *Attorney, Agent, or Firm* — Ryan M. Flandro

(22) Filed: **May 30, 2013**

(57) **CLAIM**

The ornamental design for a container, as shown and described.

(30) **Foreign Application Priority Data**

DESCRIPTION

Nov. 30, 2012 (JP) 2012-029432

(51) **LOC (10) Cl.** **09-03**

(52) **U.S. Cl.**
USPC **D9/420**

(58) **Field of Classification Search**

USPC D9/414, 415, 418, 420, 421, 422, 425, D9/432, 433, 455, 748; D3/206, 205, D3/203.1, 294; D28/73; D19/189, 78

See application file for complete search history.

FIG. 1 is a perspective front view of a container according to the new design, shown in a closed configuration; FIG. 2 is a perspective rear view of the container according to the new design, shown in the closed configuration; FIG. 3 is a front view thereof; FIG. 4 is a rear view thereof; FIG. 5 is a top view thereof; FIG. 6 is a bottom view thereof; FIG. 7 is a right side view thereof; FIG. 8 is a left side view thereof; FIG. 9 is a perspective front view of the container according to the new design, shown in an open configuration; FIG. 10 is a perspective rear view of the container according to the new design, shown in the open configuration; FIG. 11 is a front view thereof; FIG. 12 is a rear view thereof; FIG. 13 is a top view thereof; FIG. 14 is a bottom view thereof; FIG. 15 is a right side view thereof; and, FIG. 16 is a left side view thereof.

All broken lines shown in the drawings are for the purpose of illustrating unclaimed environmental structure and form no part of the claimed design.

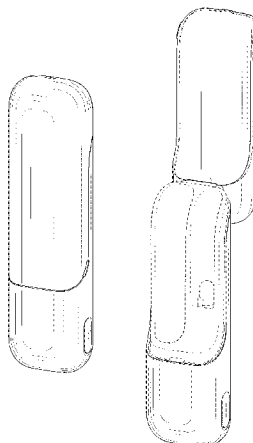
(56) **References Cited**

U.S. PATENT DOCUMENTS

677,785 A 7/1901 Mariner
1,008,523 A 11/1911 Boyle
3,194,621 A 7/1965 Frost
3,287,076 A 11/1966 Spofford
3,463,994 A 8/1969 Spohr
6,027,081 A 2/2000 Rosenger
6,162,199 A * 12/2000 Geringer 604/208

(Continued)

1 Claim, 14 Drawing Sheets



(56)

References Cited

U.S. PATENT DOCUMENTS

D466,283 S * 12/2002 Kim D3/205
 D485,057 S * 1/2004 Schroer D3/203.5
 6,726,004 B2 4/2004 Watson
 6,753,537 B2 6/2004 Woo
 D493,136 S 7/2004 Since
 6,906,495 B2 6/2005 Cheng et al.
 6,910,717 B1 6/2005 Moyer
 6,972,416 B2 * 12/2005 Huang et al. 250/455.11
 D529,711 S * 10/2006 Shamoan D3/206
 D529,959 S * 10/2006 Oas D19/36
 7,320,397 B2 1/2008 Chao
 7,348,572 B2 3/2008 Shin
 7,378,067 B2 5/2008 Song et al.
 D596,953 S * 7/2009 Wonderley et al. D9/749
 D598,739 S * 8/2009 Jimenez et al. D9/420
 D622,406 S 8/2010 Russell, II et al.
 D625,913 S * 10/2010 Phillips D3/205
 D641,164 S * 7/2011 Cornu et al. D3/294
 D663,943 S * 7/2012 Walsh et al. D3/203.1
 8,373,387 B2 2/2013 Bourilkov et al.
 8,408,483 B2 4/2013 Boyd et al.
 D683,731 S 6/2013 Chiu et al.
 8,522,973 B2 9/2013 McClenon
 2006/0022636 A1 2/2006 Xian et al.
 2006/0027246 A1 2/2006 Wilkinson
 2007/0182367 A1 8/2007 Partovi
 2009/0127214 A1 5/2009 Kruger et al.
 2011/0315572 A1 12/2011 Vu et al.
 2012/0192367 A1 8/2012 Lin
 2013/0277271 A1 10/2013 Toulotte
 2014/0150189 A1 * 6/2014 Shigeno et al. 15/22.1
 2014/0246525 A1 * 9/2014 Young et al. 241/3

FOREIGN PATENT DOCUMENTS

CN 202069891 U 12/2011
 CN 202333855 7/2012
 CN 202446285 9/2012
 CN 102813558 12/2012

CN 202651859 U 1/2013
 DE 2646457 A1 4/1977
 GB 1195209 A 6/1970
 JP H07263032 A 10/1995
 JP H0880220 A 3/1996
 TW M421808 2/2012
 WO WO 00/70999 A1 11/2000
 WO WO 00/74591 12/2000
 WO WO 03/096361 11/2003
 WO WO 03/096512 11/2003
 WO WO 2004/038888 5/2004
 WO WO 2005/037331 A1 4/2005
 WO WO 2008/147360 12/2008
 WO WO 2010/067328 6/2010

OTHER PUBLICATIONS

Bling Dental Products, "BlasterPRO Travel Charger & UV Sanitizer," located at www.blingdentalproducts.com/products/toothbrush-travel-charger-cases/blasterpro.html, accessed on Nov. 18, 2013.
 Group Buyer, "USB Rechargeable Electric Toothbrush," published on Jul. 20, 2013, located at www.groupbuyer.com.hk/en/deal/osbert_paris_company_20130710, accessed on Nov. 22, 2013.
 Jaewanworks, "In & Out," published in 2012, located at www.jaewanworks.com/in&out.html, accessed on Nov. 22, 2013.
 Omron, "Toothbrush Electric HT-B601 Sound Wave Portable White Japan New," released Feb. 15, 2013, located at www.ebay.com/itm/OMRON-Toothbrush-Electric-HT-B601-Sound-Wave-POR-TABLE-White-Japan-NEW-/321250251956?pt=LH_DefaultDomain_0&hash=item4acc01d4b4, accessed on Nov. 18, 2013.
 Philips, "sonicare DiamondClean," located at www.sonicare.com/professional/en_us/OurProducts/DiamondClean.aspx, accessed on Nov. 16, 2013.
 Pursonic, "S1 Portable UV Toothbrush Sanitizer," located at www.pursonicusa.com/S1-Portable-UV-Toothbrush-Sanitizer/p-5, accessed on Nov. 22, 2013.

* cited by examiner

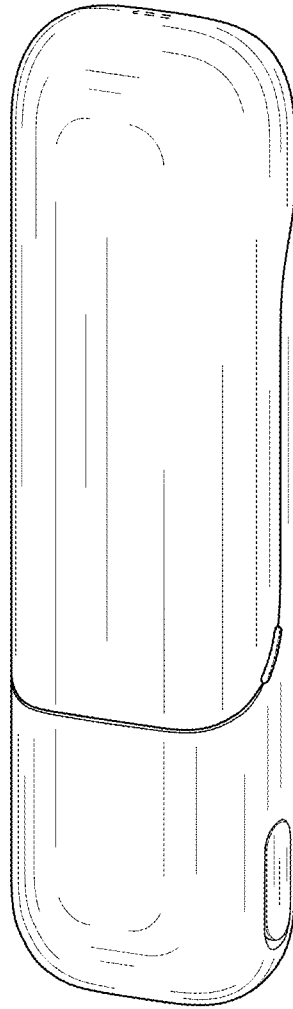


FIG. 1

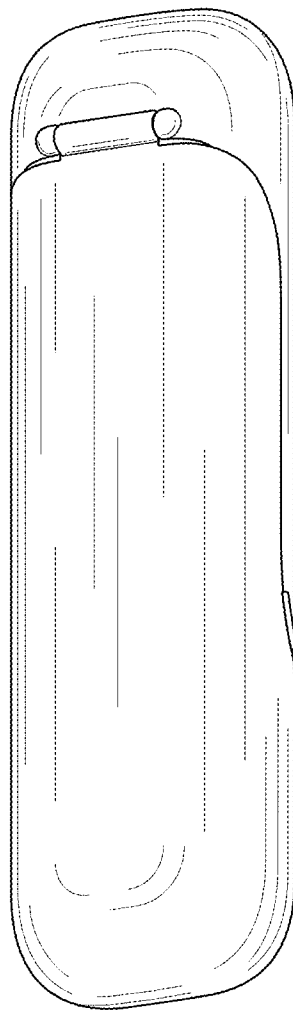


FIG. 2

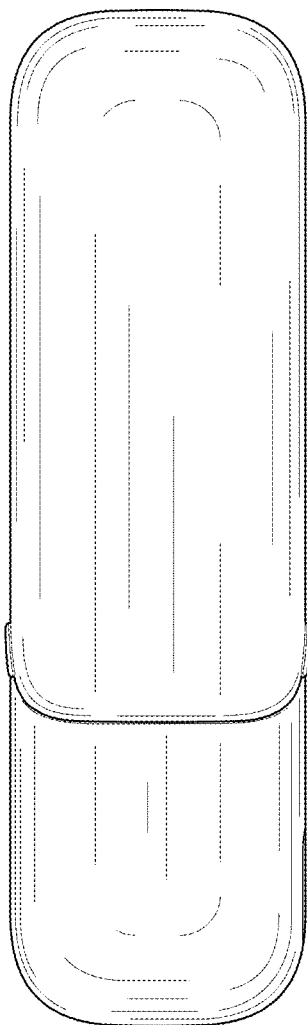


FIG. 3

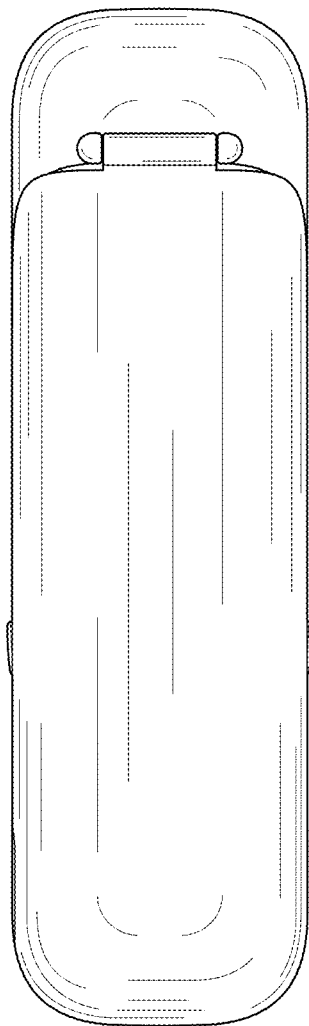


FIG. 4



FIG. 5

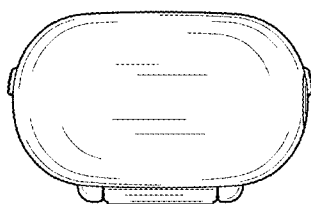


FIG. 6




FIG. 7

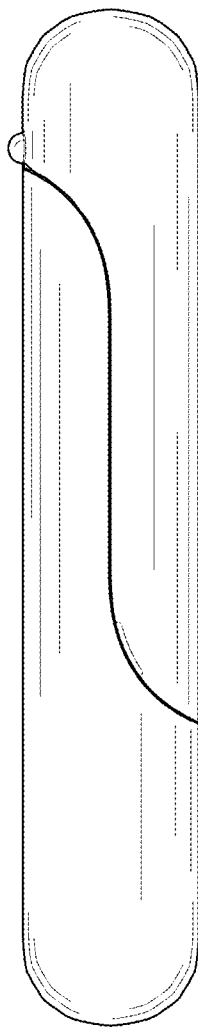


FIG. 8

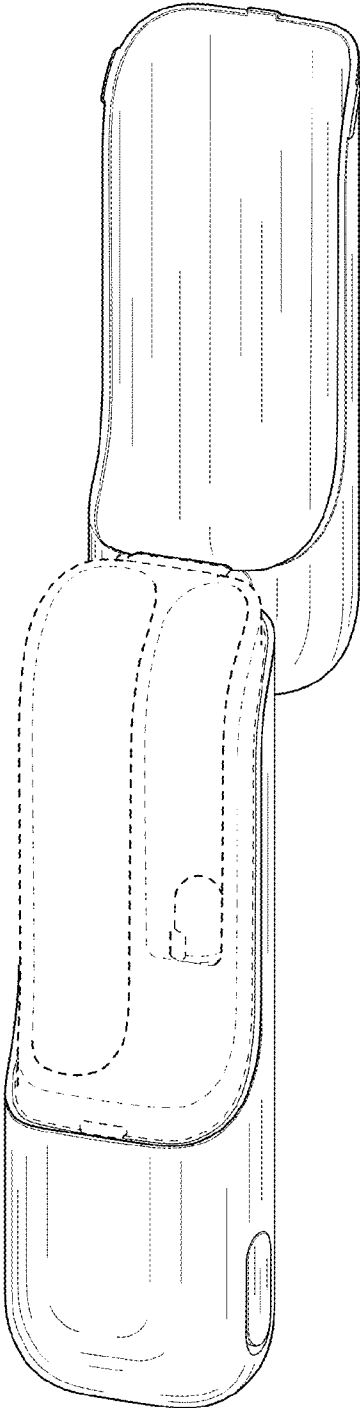


FIG. 9

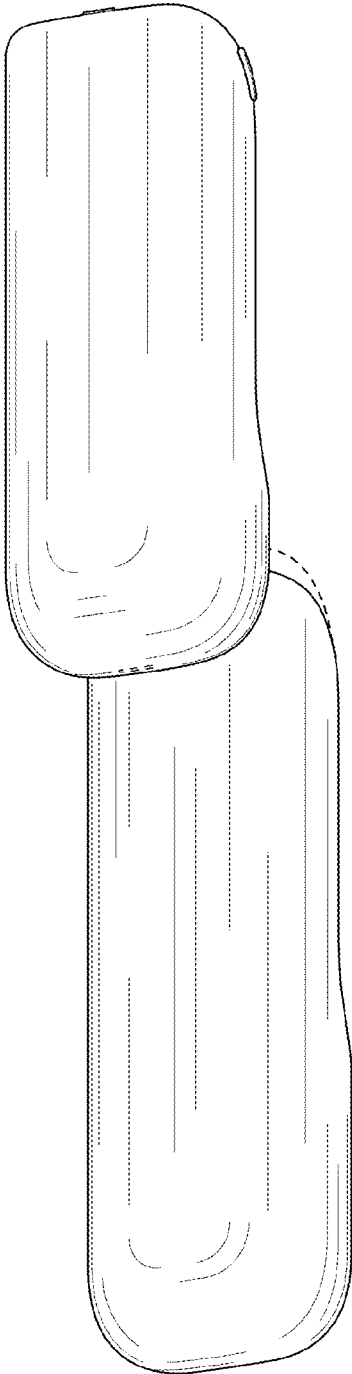


FIG. 10

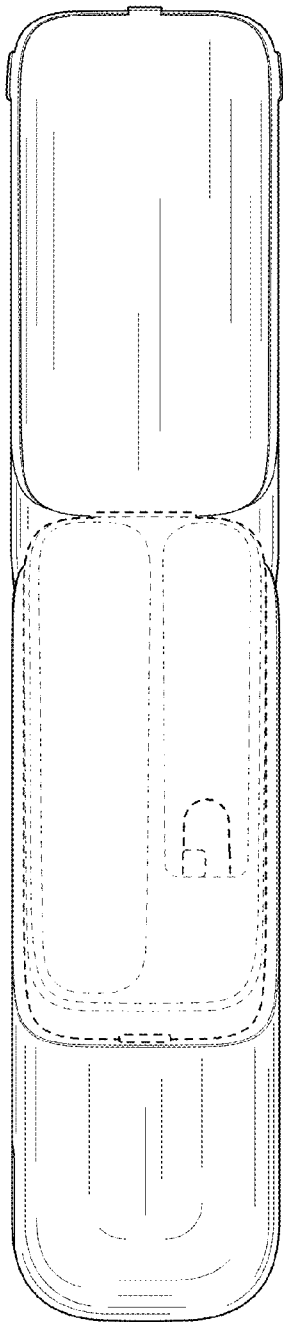


FIG. 11

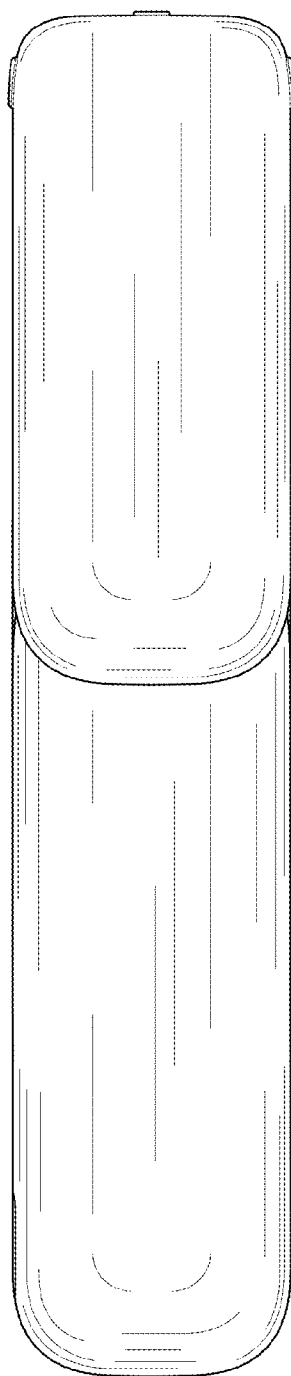


FIG. 12

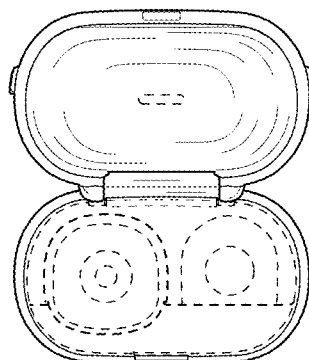


FIG. 13

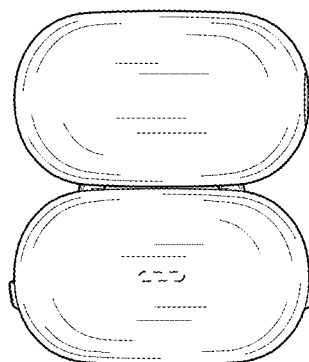


FIG. 14

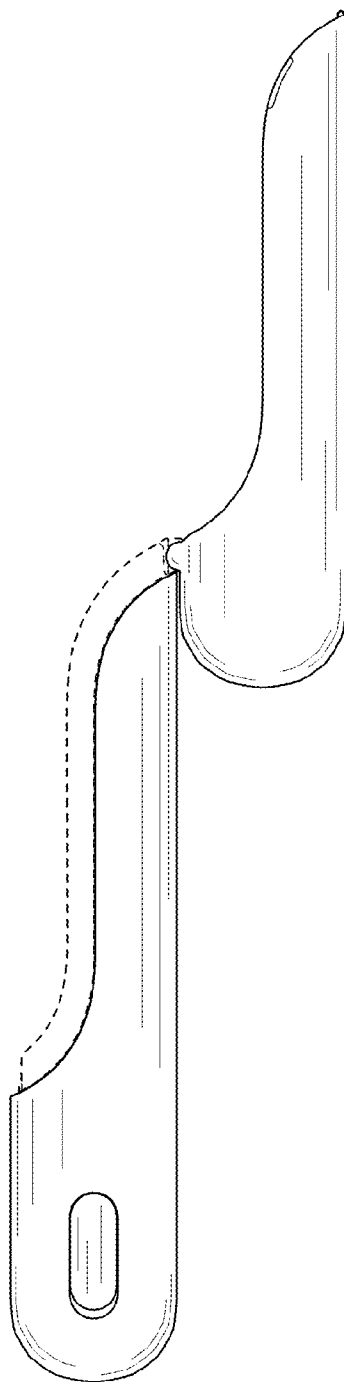


FIG. 15

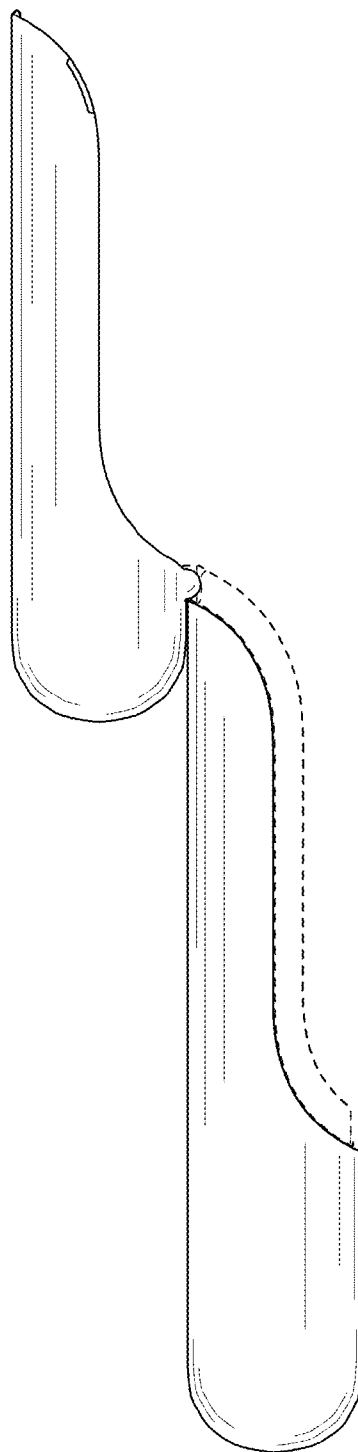


FIG. 16