

(19) World Intellectual Property Organization
International Bureau



(43) International Publication Date
12 February 2009 (12.02.2009)

PCT

(10) International Publication Number
WO 2009/020642 A1

(51) International Patent Classification:
A01N 37/16 (2006.01) A61K 31/16 (2006.01)
A61K 31/519 (2006.01)

(74) Common Representative: MERCK & CO., INC.; 126
East Lincoln Avenue, Rahway, NJ 07065-0907 (US).

(21) International Application Number:
PCT/US2008/009491

(22) International Filing Date: 7 August 2008 (07.08.2008)

(25) Filing Language: English

(26) Publication Language: English

(30) Priority Data:
60/964,111 9 August 2007 (09.08.2007) US

(81) Designated States (unless otherwise indicated, for every
kind of national protection available): AE, AG, AL, AM,
AO, AT, AU, AZ, BA, BB, BG, BH, BR, BW, BY, BZ, CA,
CH, CN, CO, CR, CU, CZ, DE, DK, DM, DO, DZ, EC, EE,
EG, ES, FI, GB, GD, GE, GH, GM, GT, HN, HR, HU, ID,
IL, IN, IS, JP, KE, KG, KM, KN, KP, KR, KZ, LA, LC, LK,
LR, LS, LT, LU, LY, MA, MD, ME, MG, MK, MN, MW,
MX, MY, MZ, NA, NG, NI, NO, NZ, OM, PG, PH, PL, PT,
RO, RS, RU, SC, SD, SE, SG, SK, SL, SM, ST, SV, SY, TJ,
TM, TN, TR, TT, TZ, UA, UG, US, UZ, VC, VN, ZA, ZM,
ZW.

(71) Applicant (for all designated States except US): MERCK
& CO., INC. [US/US]; 126 East Lincoln Avenue, Rahway,
NJ 07065-0907 (US).

(84) Designated States (unless otherwise indicated, for every
kind of regional protection available): ARIPO (BW, GH,
GM, KE, LS, MW, MZ, NA, SD, SL, SZ, TZ, UG, ZM,
ZW), Eurasian (AM, AZ, BY, KG, KZ, MD, RU, TJ, TM),
European (AT, BE, BG, CH, CY, CZ, DE, DK, EE, ES, FI,
FR, GB, GR, HR, HU, IE, IS, IT, LT, LU, LV, MC, MT, NL,
NO, PL, PT, RO, SE, SI, SK, TR), OAPI (BF, BJ, CF, CG,
CI, CM, GA, GN, GQ, GW, ML, MR, NE, SN, TD, TG).

(72) Inventors; and

(75) Inventors/Applicants (for US only): BERGMAN, Jef-
frey, M. [US/US]; 126 East Lincoln Avenue, Rahway, NJ
07065-0907 (US). COLEMAN, Paul, J. [US/US]; 126
East Lincoln Avenue, Rahway, NJ 07065-0907 (US). FRA-
LEY, Mark, E. [US/US]; 126 East Lincoln Avenue, Rah-
way, NJ 07065-0907 (US). MERCER, Swati, P. [US/US];
126 East Lincoln Avenue, Rahway, NJ 07065-0907 (US).
REGER, Thomas, S. [US/US]; 126 East Lincoln Avenue,
Rahway, NJ 07065-0907 (US). ROECKER, Anthony, J.
[US/US]; 126 East Lincoln Avenue, Rahway, NJ 07065-
0907 (US). STEEN, Justin, T. [US/US]; 126 East Lincoln
Avenue, Rahway, NJ 07065-0907 (US).

Declarations under Rule 4.17:

- as to applicant's entitlement to apply for and be granted a
patent (Rule 4.17(ii))
- as to the applicant's entitlement to claim the priority of the
earlier application (Rule 4.17(iii))

Published:

- with international search report

(54) Title: PYRIDINE CARBOXAMIDE OREXIN RECEPTOR ANTAGONISTS

(57) Abstract: The present invention is directed to pyridyl carboxamide compounds which are antagonists of orexin receptors, and which are useful in the treatment or prevention of neurological and psychiatric disorders and diseases in which orexin receptors are involved. The invention is also directed to pharmaceutical compositions comprising these compounds and the use of these compounds and compositions in the prevention or treatment of such diseases in which orexin receptors are involved.



WO 2009/020642 A1

TITLE OF THE INVENTION

PYRIDINE CARBOXAMIDE OREXIN RECEPTOR ANTAGONISTS

BACKGROUND OF THE INVENTION

5 The orexins (hypocretins) comprise two neuropeptides produced in the hypothalamus: the orexin A (OX-A) (a 33 amino acid peptide) and the orexin B (OX-B) (a 28 amino acid peptide) (Sakurai T. et al., Cell, 1998, 92, 573-585). Orexins are found to stimulate food consumption in rats suggesting a physiological role for these peptides as mediators in the central feedback mechanism that regulates feeding behaviour (Sakurai T. et al., Cell, 1998, 92, 10 573-585). Orexins regulate states of sleep and wakefulness opening potentially novel therapeutic approaches for narcoleptic or insomniac patients (Chemelli R.M. et al., Cell, 1999, 98, 437-451). Orexins have also been indicated as playing a role in arousal, reward, learning and memory (Harris, et al., Trends Neurosci., 2006, 29 (10), 571-577). Two orexin receptors have been cloned and characterized in mammals. They belong to the super family of G-protein coupled 15 receptors (Sakurai T. et al., Cell, 1998, 92, 573-585): the orexin-1 receptor (OX or OX1R) is selective for OX-A and the orexin-2 receptor (OX2 or OX2R) is capable to bind OX-A as well as OX-B. The physiological actions in which orexins are presumed to participate are thought to be expressed via one or both of OX 1 receptor and OX 2 receptor as the two subtypes of orexin receptors.

20 Orexin receptors are found in the mammalian brain and may have numerous implications in pathologies such as depression; anxiety; addictions; obsessive compulsive disorder; affective neurosis; depressive neurosis; anxiety neurosis; dysthymic disorder; behaviour disorder; mood disorder; sexual dysfunction; psychosexual dysfunction; sex disorder; 25 schizophrenia; manic depression; delirium; dementia; severe mental retardation and dyskinesias such as Huntington's disease and Tourette syndrome; eating disorders such as anorexia, bulimia, cachexia, dysregulated appetite control; obesity; addictive feeding behaviors; binge/purge feeding behaviors; cardiovascular diseases; diabetes; appetite, taste, eating or drinking disorders; emesis, vomiting, nausea; asthma; cancer; Parkinson's disease; Cushing's syndrome/disease; 30 basophile adenoma; prolactinoma; hyperprolactinemia; hypophysis tumour/adenoma; hypothalamic diseases; inflammatory bowel disease; gastric dyskinesia; gastric ulcers; Froehlich's syndrome; adrenohypophysis disease; hypophysis disease; adrenohypophysis hypofunction; adrenohypophysis hyperfunction; hypothalamic hypogonadism; Kallman's syndrome (anosmia, hyposmia); functional or psychogenic amenorrhea; hypopituitarism; hypothalamic hypothyroidism; hypothalamic- adrenal dysfunction; idiopathic hyperprolactinemia; 35 hypothalamic disorders of growth hormone deficiency; idiopathic growth deficiency; dwarfism; gigantism; acromegaly; disturbed biological and circadian rhythms; sleep disturbances associated with diseases such as neurological disorders, neuropathic pain and restless leg syndrome; heart

and lung diseases, acute and congestive heart failure; hypotension; hypertension; urinary retention; osteoporosis; angina pectoris; myocardial infarction; ischemic or haemorrhagic stroke; subarachnoid haemorrhage; ulcers; allergies; benign prostatic hypertrophy; chronic renal failure; renal disease; impaired glucose tolerance; migraine; hyperalgesia; pain; enhanced or
5 exaggerated sensitivity to pain such as hyperalgesia, causalgia, and allodynia; acute pain; burn pain; atypical facial pain; neuropathic pain; back pain; complex regional pain syndrome I and II; arthritic pain; sports injury pain; pain related to infection e.g. HIV, post-chemotherapy pain; post-stroke pain; post-operative pain; neuralgia; conditions associated with visceral pain such as irritable bowel syndrome, and angina; urinary bladder incontinence e.g. urge incontinence;
10 tolerance to narcotics or withdrawal from narcotics; sleep disorders; sleep apnea; narcolepsy; insomnia; parasomnia; jet lag syndrome; and neurodegenerative disorders including nosological entities such as disinhibition-dementia-parkinsonism-amyotrophy complex; pallido-ponto-nigral degeneration; epilepsy; seizure disorders and other diseases related to general orexin system dysfunction.

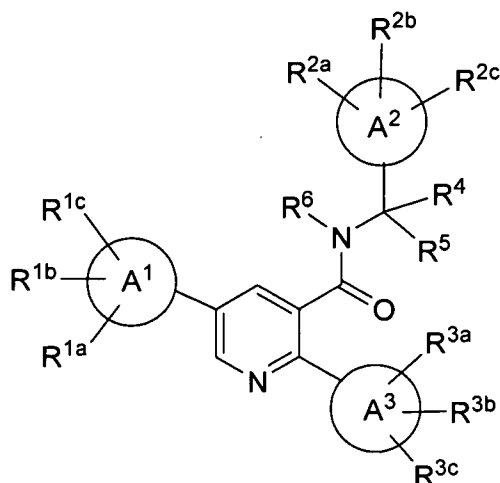
15 Certain orexin receptor antagonists are disclosed in PCT patent publications WO 99/09024, WO 99/58533, WO 00/47576, WO 00/47577, WO 00/47580, WO 01/68609, WO 01/85693, WO 01/96302, WO 2002/044172, WO 2002/051232, WO 2002/051838, WO 2002/089800, WO 2002/090355, WO 2003/002559, WO 2003/002561, WO 2003/032991, WO 2003/037847, WO 2003/041711, WO 2003/051368, WO 2003/051872, WO 2003/051873, WO
20 2004/004733, WO 2004/026866, WO 2004/033418, WO 2004/041807, WO 2004/041816, WO 2004/052876, WO 2004/083218, WO 2004/085403, WO 2004/096780, WO 2005/060959, WO 2005/075458, WO2005/118548, WO 2006/067224, WO 2006/110626, WO 2006/127550, WO 2007/019234, WO 2007/025069, WO 2007/061763, WO 2007/116374, WO 2007/122591, WO 2007/126934, WO 2007/126935, WO 2008/008517, WO 2008/008518, WO 2008/008551, WO
25 2008/020405, WO 2008//026149, WO 2008/038251.

SUMMARY OF THE INVENTION

The present invention is directed to pyridyl carboxamide compounds which are antagonists of orexin receptors, and which are useful in the treatment or prevention of
30 neurological and psychiatric disorders and diseases in which orexin receptors are involved. The invention is also directed to pharmaceutical compositions comprising these compounds and the use of these compounds and compositions in the prevention or treatment of such diseases in which orexin receptors are involved.

35 DETAILED DESCRIPTION OF THE INVENTION

The present invention is directed to compounds of the formula I:



I

wherein:

A¹ is selected from the group consisting of phenyl, naphthyl and heteroaryl;

5

A² is selected from the group consisting of phenyl, naphthyl and heteroaryl;

A³ is selected from the group consisting of phenyl, naphthyl, C₃₋₆cycloalkyl, and heterocycle;

10 R^{1a}, R^{1b} and R^{1c} may be absent if the valency of A¹ does not permit such substitution and are independently selected from the group consisting of:

- (1) hydrogen,
- (2) halogen,
- (3) hydroxyl,
- 15 (4) -(C=O)_m-O_n-C₁₋₆alkyl, where m is 0 or 1, n is 0 or 1 (wherein if m is 0 or n is 0, a bond is present) and where the alkyl is unsubstituted or substituted with one or more substituents selected from R¹³,
- (5) -(C=O)_m-O_n-C₃₋₆cycloalkyl, where the cycloalkyl is unsubstituted or substituted with one or more substituents selected from R¹³,
- 20 (6) -(C=O)_m-C₂₋₄alkenyl, where the alkenyl is unsubstituted or substituted with one or more substituents selected from R¹³,
- (7) -(C=O)_m-C₂₋₄alkynyl, where the alkynyl is unsubstituted or substituted with one or more substituents selected from R¹³,
- (8) -(C=O)_m-O_n-phenyl or -(C=O)_m-O_n-naphthyl, where the phenyl or naphthyl is
- 25 (9) -(C=O)_m-O_n-heterocycle, where the heterocycle is unsubstituted or substituted with one or more substituents selected from R¹³,

- (10) $-(C=O)_m-NR^{10}R^{11}$, wherein R^{10} and R^{11} are independently selected from the group consisting of:
- (a) hydrogen,
 - (b) C_{1-6} alkyl, which is unsubstituted or substituted with R^{13} ,
 - 5 (c) C_{3-6} alkenyl, which is unsubstituted or substituted with R^{13} ,
 - (d) C_{3-6} alkynyl, which is unsubstituted or substituted with R^{13} ,
 - (e) C_{3-6} cycloalkyl which is unsubstituted or substituted with R^{13} ,
 - (f) phenyl, which is unsubstituted or substituted with R^{13} , and
 - (g) heterocycle, which is unsubstituted or substituted with R^{13} ,
- 10 (11) $-S(O)_2-NR^{10}R^{11}$,
- (12) $-S(O)_q-R^{12}$, where q is 0, 1 or 2 and where R^{12} is selected from the definitions of R^{10} and R^{11} ,
- (13) $-CO_2H$,
- (14) $-CN$, and
- 15 (15) $-NO_2$;

R^{2a} , R^{2b} and R^{2c} may be absent if the valency of A^2 does not permit such substitution and are independently selected from the group consisting of:

- (1) hydrogen,
- 20 (2) halogen,
- (3) hydroxyl,
- (4) $-(C=O)_m-O_n-C_{1-6}$ alkyl, where the alkyl is unsubstituted or substituted with one or more substituents selected from R^{13} ,
- (5) $-(C=O)_m-O_n-C_{3-6}$ cycloalkyl, where the cycloalkyl is unsubstituted or substituted
- 25 with one or more substituents selected from R^{13} ,
- (6) $-(C=O)_m-C_{2-4}$ alkenyl, where the alkenyl is unsubstituted or substituted with one or more substituents selected from R^{13} ,
- (7) $-(C=O)_m-C_{2-4}$ alkynyl, where the alkynyl is unsubstituted or substituted with one or more substituents selected from R^{13} ,
- 30 (8) $-(C=O)_m-O_n$ -phenyl or $-(C=O)_m-O_n$ -naphthyl, where the phenyl or naphthyl is unsubstituted or substituted with one or more substituents selected from R^{13} ,
- (9) $-(C=O)_m-O_n$ -heterocycle, where the heterocycle is unsubstituted or substituted with one or more substituents selected from R^{13} ,
- (10) $-(C=O)_m-NR^{10}R^{11}$,
- 35 (11) $-S(O)_2-NR^{10}R^{11}$,
- (12) $-S(O)_q-R^{12}$,
- (13) $-CO_2H$,

- (14) -CN, and
- (15) -NO₂;

R^{3a}, R^{3b} and R^{3c} may be absent if the valency of A³ does not permit such substitution

5 and are independently selected from the group consisting of:

- (1) hydrogen,
- (2) halogen,
- (3) hydroxyl,
- (4) -(C=O)_m-O_n-C₁₋₆alkyl, where the alkyl is unsubstituted or substituted with one
10 or more substituents selected from R¹³,
- (5) -(C=O)_m-O_n-C₃₋₆cycloalkyl, where the cycloalkyl is unsubstituted or substituted
with one or more substituents selected from R¹³,
- (6) -(C=O)_m-C₂₋₄alkenyl, where the alkenyl is unsubstituted or substituted with one
or more substituents selected from R¹³,
- (7) -(C=O)_m-C₂₋₄alkynyl, where the alkynyl is unsubstituted or substituted with one
15 or more substituents selected from R¹³,
- (8) -(C=O)_m-O_n-phenyl or -(C=O)_m-O_n-naphthyl, where the phenyl or naphthyl is
unsubstituted or substituted with one or more substituents selected from R¹³,
- (9) -(C=O)_m-O_n-heterocycle, where the heterocycle is unsubstituted or substituted
20 with one or more substituents selected from R¹³,
- (10) -(C=O)_m-NR¹⁰R¹¹,
- (11) -S(O)₂-NR¹⁰R¹¹,
- (12) -S(O)_q-R¹²,
- (13) -CO₂H,
- (14) -CN, and
- (15) -NO₂;

with the proviso that if A³ is pyridyl, at least one of R^{3a}, R^{3b} and R^{3c} is other than hydrogen;

R⁴ and R⁵ are independently selected from hydrogen and C₁₋₆alkyl, which is unsubstituted or
30 substituted with one or more substituents selected from R¹³, or R⁴ and R⁵ may be joined
together to form a C₃₋₆cycloalkyl with the carbon atom to which they are attached, where the
cycloalkyl is unsubstituted or substituted with one or more substituents selected from R¹³;

R⁶ is hydrogen, C₁₋₆alkyl or C₃₋₆cycloalkyl, which is unsubstituted or substituted with one or
35 more substituents selected from R¹³;

R¹³ is selected from the group consisting of:

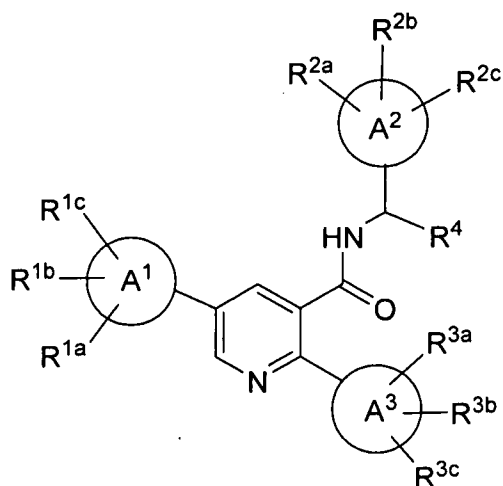
- (1) halogen,
 (2) hydroxyl,
 (3) $-(C=O)_m-O_n-C_{1-6}$ alkyl, where the alkyl is unsubstituted or substituted with one
 5 or more substituents selected from R^{14} ,
 (4) $-O_n-(C_{1-3})$ perfluoroalkyl,
 (5) $-(C=O)_m-O_n-C_{3-6}$ cycloalkyl, where the cycloalkyl is unsubstituted or substituted
 with one or more substituents selected from R^{14} ,
 (6) $-(C=O)_m-C_{2-4}$ alkenyl, where the alkenyl is unsubstituted or substituted with one
 or more substituents selected from R^{14} ,
 10 (7) $-(C=O)_m-C_{2-4}$ alkynyl, where the alkynyl is unsubstituted or substituted with one
 or more substituents selected from R^{14} ,
 (8) $-(C=O)_m-O_n$ -phenyl or $-(C=O)_m-O_n$ -naphthyl, where the phenyl or naphthyl is
 unsubstituted or substituted with one or more substituents selected from R^{14} ,
 (9) $-(C=O)_m-O_n$ -heterocycle, where the heterocycle is unsubstituted or substituted
 15 with one or more substituents selected from R^{14} ,
 (10) $-(C=O)_m-NR^{10}R^{11}$,
 (11) $-S(O)_2-NR^{10}R^{11}$,
 (12) $-S(O)_q-R^{12}$,
 (13) $-CO_2H$,
 20 (14) $-CN$, and
 (15) $-NO_2$;

R^{14} is selected from the group consisting of:

- (1) hydroxyl,
 25 (2) halogen,
 (3) C_{1-6} alkyl,
 (4) $-C_{3-6}$ cycloalkyl,
 (5) $-O-C_{1-6}$ alkyl,
 (6) $-O(C=O)-C_{1-6}$ alkyl,
 30 (7) $-NH-C_{1-6}$ alkyl,
 (8) phenyl,
 (9) heterocycle,
 (10) $-CO_2H$, and
 (11) $-CN$;

35 or a pharmaceutically acceptable salt thereof.

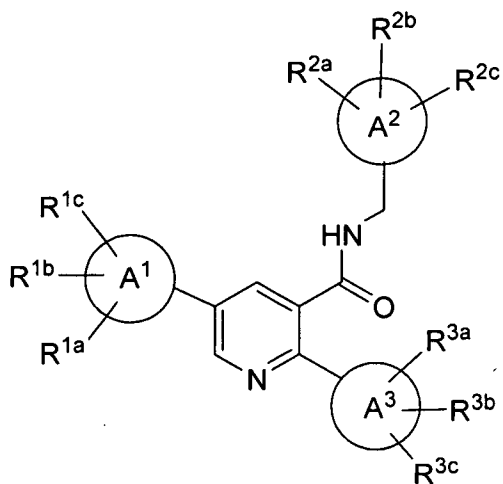
An embodiment of the present invention includes compounds of the formula Ia:



Ia

wherein A¹, A², A³, R^{1a}, R^{1b}, R^{1c}, R^{2a}, R^{2b}, R^{2c}, R^{3a}, R^{3b}, R^{3c} and R⁴ are defined herein; or a pharmaceutically acceptable salt thereof.

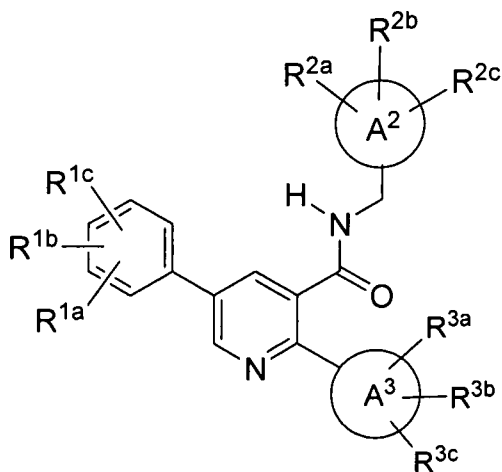
5 An embodiment of the present invention includes compounds of the formula Ib:



Ib

wherein A¹, A², A³, R^{1a}, R^{1b}, R^{1c}, R^{2a}, R^{2b}, R^{2c}, R^{3a}, R^{3b} and R^{3c} are defined herein; or a pharmaceutically acceptable salt thereof.

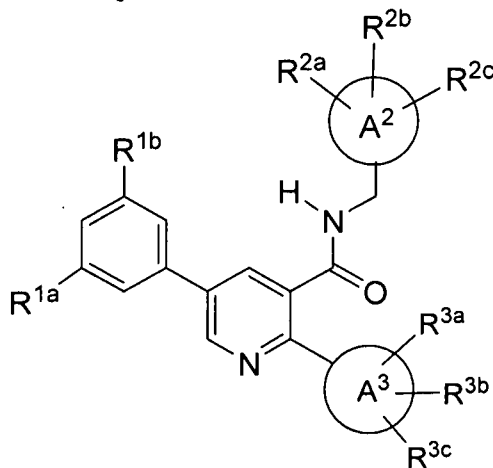
10 An embodiment of the present invention includes compounds of the formula Ic:



Ic

wherein A², A³, R^{1a}, R^{1b}, R^{1c}, R^{2a}, R^{2b}, R^{2c}, R^{3a}, R^{3b} and R^{3c} are defined herein; or a pharmaceutically acceptable salt thereof.

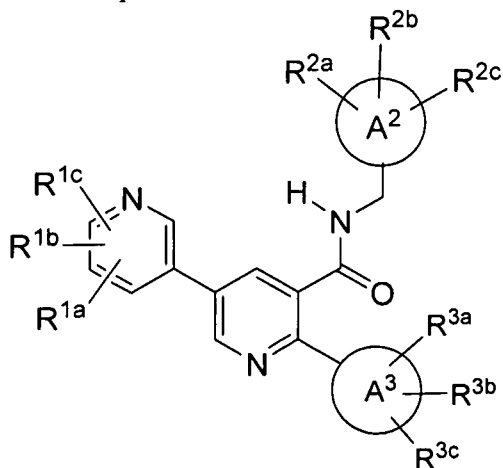
5 An embodiment of the present invention includes compounds of the formula Ic':



Ic'

wherein A², A³, R^{1a}, R^{1b}, R^{2a}, R^{2b}, R^{2c}, R^{3a}, R^{3b} and R^{3c} are defined herein; or a pharmaceutically acceptable salt thereof.

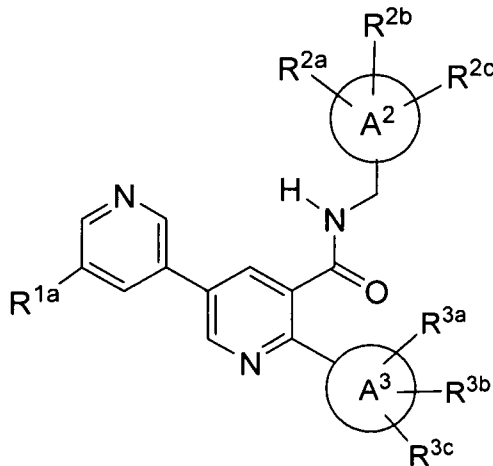
10 An embodiment of the present invention includes compounds of the formula Id:



Id

wherein A², A³, R^{1a}, R^{1b}, R^{1c}, R^{2a}, R^{2b}, R^{2c}, R^{3a}, R^{3b} and R^{3c} are defined herein; or a pharmaceutically acceptable salt thereof.

An embodiment of the present invention includes compounds of the formula Id':

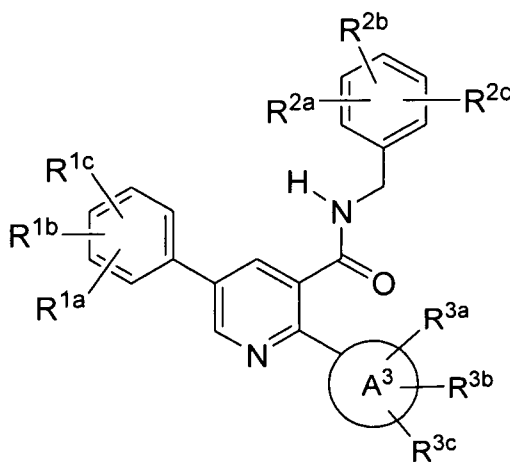


5

Id'

wherein A², A³, R^{1a}, R^{1b}, R^{1c}, R^{2a}, R^{2b}, R^{2c}, R^{3a}, R^{3b} and R^{3c} are defined herein; or a pharmaceutically acceptable salt thereof.

An embodiment of the present invention includes compounds of the formula Ie:

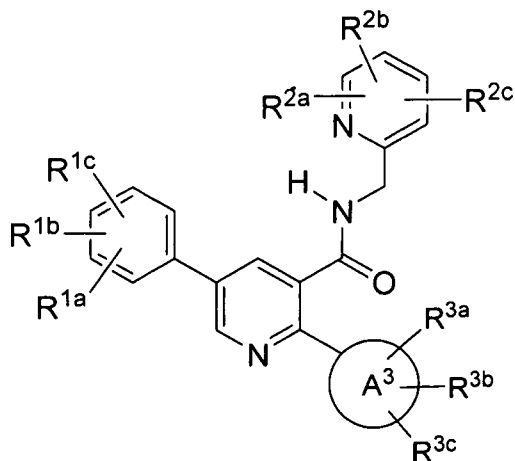


10

Ie

wherein A³, R^{1a}, R^{1b}, R^{1c}, R^{2a}, R^{2b}, R^{2c}, R^{3a}, R^{3b} and R^{3c} are defined herein; or a pharmaceutically acceptable salt thereof.

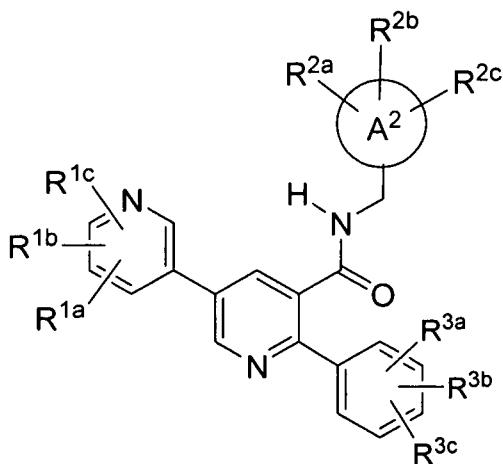
An embodiment of the present invention includes compounds of the formula If:



If

wherein A³, R^{1a}, R^{1b}, R^{1c}, R^{2a}, R^{2b}, R^{2c}, R^{3a}, R^{3b} and R^{3c} are defined herein; or a pharmaceutically acceptable salt thereof.

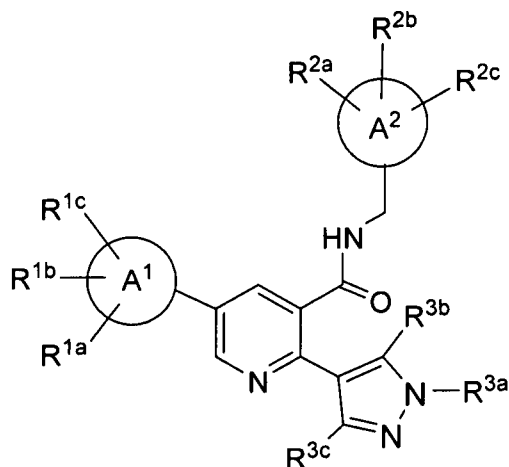
5 An embodiment of the present invention includes compounds of the formula Ig:



Ig

wherein A², R^{1a}, R^{1b}, R^{1c}, R^{2a}, R^{2b}, R^{2c}, R^{3a}, R^{3b} and R^{3c} are defined herein; or a pharmaceutically acceptable salt thereof.

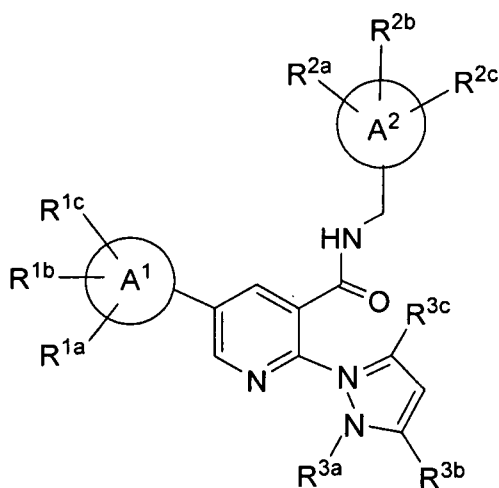
10 An embodiment of the present invention includes compounds of the formula Ih:



Ih

wherein A1, A2, R1a, R1b, R1c, R2a, R2b, R2c, R3a, R3b and R3c are defined herein; or a pharmaceutically acceptable salt thereof.

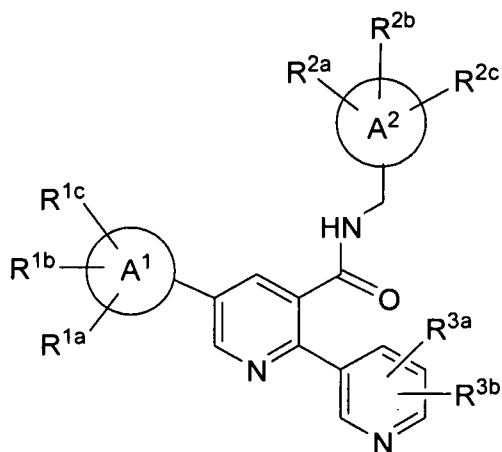
5 An embodiment of the present invention includes compounds of the formula Ii:



Ii

wherein A1, A2, R1a, R1b, R1c, R2a, R2b, R2c, R3a, R3b and R3c are defined herein; or a pharmaceutically acceptable salt thereof.

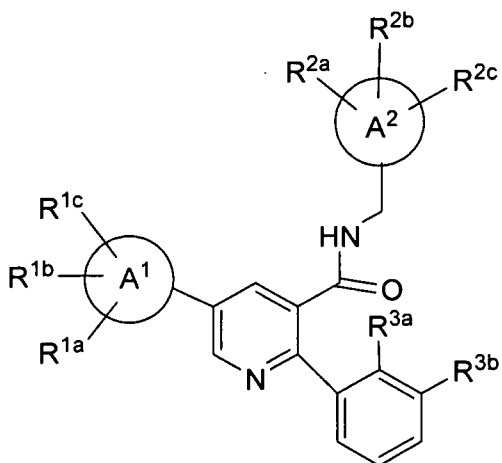
10 An embodiment of the present invention includes compounds of the formula Ij:



Ij

wherein A1, A2, R1a, R1b, R1c, R2a, R2b, R2c, R3a and R3b are defined herein; or a pharmaceutically acceptable salt thereof.

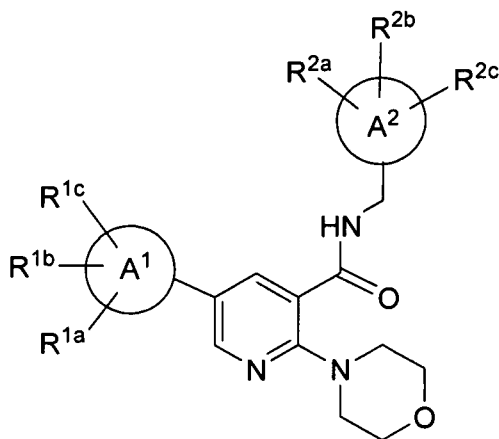
5 An embodiment of the present invention includes compounds of the formula Ik:



Ik

wherein A1, A2, R1a, R1b, R1c, R2a, R2b, R2c, R3a and R3b are defined herein; or a pharmaceutically acceptable salt thereof.

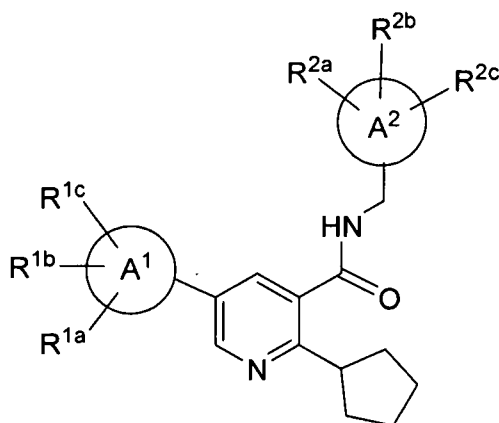
10 An embodiment of the present invention includes compounds of the formula Il:



II

wherein A¹, A², R^{1a}, R^{1b}, R^{1c}, R^{2a}, R^{2b} and R^{2c} are defined herein; or a pharmaceutically acceptable salt thereof.

5 An embodiment of the present invention includes compounds of the formula Im:



Im

wherein A¹, A², R^{1a}, R^{1b}, R^{1c}, R^{2a}, R^{2b} and R^{2c} are defined herein; or a pharmaceutically acceptable salt thereof.

10 An embodiment of the present invention includes compounds wherein A¹ is phenyl. An embodiment of the present invention includes compounds wherein A¹ is naphthyl. An embodiment of the present invention includes compounds wherein A¹ is heteroaryl. An embodiment of the present invention includes compounds wherein A¹ is pyridyl.

15 An embodiment of the present invention includes compounds wherein A² is phenyl. An embodiment of the present invention includes compounds wherein A² is naphthyl. An embodiment of the present invention includes compounds wherein A² is heteroaryl. An embodiment of the present invention includes compounds wherein A² is quinoxalinylyl. An embodiment of the present invention includes compounds wherein A² is pyridyl. An embodiment of the present invention includes compounds wherein A² is pyrazinyl. An

embodiment of the present invention includes compounds wherein A² is quinolinyl. An embodiment of the present invention includes compounds wherein A² is indolyl. An embodiment of the present invention includes compounds wherein A² is dihydroindolyl. An embodiment of the present invention includes compounds wherein A² is benzimidazolyl.

5 An embodiment of the present invention includes compounds wherein A³ is pyrazolyl. An embodiment of the present invention includes compounds wherein A³ is pyrazolyl which is substituted with methyl. An embodiment of the present invention includes compounds wherein A³ is pyridyl, which is substituted with at least one substituent other than hydrogen. An embodiment of the present invention includes compounds wherein A³ is pyridyl, which is substituted with fluoro or chloro. An embodiment of the present invention includes compounds wherein A³ is phenyl. An embodiment of the present invention includes compounds wherein A³ is phenyl, which is substituted with at least one substituent other than hydrogen. An embodiment of the present invention includes compounds wherein A³ is phenyl, which is substituted with hydroxyl, methylaminocarbonyl or dimethylaminomethyl. An embodiment of the present invention includes compounds wherein A³ is cyclopentyl. An embodiment of the present invention includes compounds wherein A³ is morpholinyl. An embodiment of the present invention includes compounds wherein A³ is pyrrolidinyl. An embodiment of the present invention includes compounds wherein A³ is azetidiny.

20 An embodiment of the present invention includes compounds wherein R^{1a}, R^{1b} and R^{1c} are independently selected from the group consisting of:

- (1) hydrogen,
- (2) halogen,
- (3) hydroxyl,
- (4) C₁₋₆alkyl, which is unsubstituted or substituted with halogen, hydroxyl, phenyl or naphthyl,
- (5) -O-C₁₋₆alkyl, which is unsubstituted or substituted with halogen, hydroxyl or phenyl,
- (6) heteroaryl, wherein heteroaryl is selected from pyrrolyl, imidazolyl, indolyl, pyridyl, and pyrimidinyl, which is unsubstituted or substituted with halogen, hydroxyl, C₁₋₆alkyl, -O-C₁₋₆alkyl or-NO₂,
- (7) phenyl, which is unsubstituted or substituted with halogen, hydroxyl, C₁₋₆alkyl, -O-C₁₋₆alkyl or-NO₂,
- (8) -O-phenyl, which is unsubstituted or substituted with halogen, hydroxyl, C₁₋₆alkyl, -O-C₁₋₆alkyl or-NO₂, and
- (9) -NH-C₁₋₆alkyl, or -N(C₁₋₆alkyl)(C₁₋₆alkyl), which is unsubstituted or substituted with halogen, hydroxyl, C₁₋₆alkyl, -O-C₁₋₆alkyl or-NO₂.

An embodiment of the present invention includes compounds wherein R^{1a}, R^{1b} and R^{1c} are independently selected from the group consisting of:

- (1) hydrogen,
- (2) halogen,
- 5 (3) hydroxyl,
- (4) C₁₋₆alkyl, which is unsubstituted or substituted with halogen, hydroxyl or phenyl or naphthyl, and
- (5) -O-C₁₋₆alkyl, which is unsubstituted or substituted with halogen, hydroxyl or phenyl.

10 An embodiment of the present invention includes compounds wherein R^{1a}, R^{1b} and R^{1c} are independently selected from the group consisting of:

- (1) hydrogen,
- (2) halogen, and
- (3) C₁₋₆alkyl.

15 An embodiment of the present invention includes compounds wherein R^{1a}, R^{1b} and R^{1c} are independently selected from the group consisting of:

- (1) hydrogen,
- (2) chloro,
- (3) fluororo, and
- 20 (4) methyl.

An embodiment of the present invention includes compounds wherein A¹ is phenyl and R^{1a}, R^{1b} and R^{1c} are independently selected from the group consisting of:

- (1) hydrogen,
- (2) chloro,
- 25 (3) fluororo, and
- (4) methyl.

An embodiment of the present invention includes compounds wherein R^{2a}, R^{2b} and R^{2c} are independently selected from the group consisting of:

- (1) hydrogen,
- 30 (2) halogen,
- (3) hydroxyl,
- (4) C₁₋₆alkyl, which is unsubstituted or substituted with halogen, hydroxyl or phenyl or naphthyl,
- (5) -O-C₁₋₆alkyl, which is unsubstituted or substituted with halogen, hydroxyl or phenyl,
- 35

- (6) heteroaryl, wherein heteroaryl is selected from pyrrolyl, imidazolyl, indolyl, pyridyl, and pyrimidinyl, which is unsubstituted or substituted with halogen, hydroxyl, C₁₋₆alkyl, -O-C₁₋₆alkyl or -NO₂,
- (7) phenyl, which is unsubstituted or substituted with halogen, hydroxyl, C₁₋₆alkyl, -O-C₁₋₆alkyl or -NO₂,
- (8) -O-phenyl, which is unsubstituted or substituted with halogen, hydroxyl, C₁₋₆alkyl, -O-C₁₋₆alkyl or -NO₂, and
- (9) -NH-C₁₋₆alkyl, or -N(C₁₋₆alkyl)(C₁₋₆alkyl), which is unsubstituted or substituted with halogen, hydroxyl, C₁₋₆alkyl, -O-C₁₋₆alkyl or -NO₂.

An embodiment of the present invention includes compounds wherein R^{2a}, R^{2b} and R^{2c} are independently selected from the group consisting of:

- (1) hydrogen,
- (2) halogen,
- (3) hydroxyl,
- (4) C₁₋₆alkyl, which is unsubstituted or substituted with halogen, hydroxyl or phenyl,
- (5) -O-C₁₋₆alkyl, which is unsubstituted or substituted with halogen, hydroxyl or phenyl, and
- (6) -NH-C₁₋₆alkyl, or -N(C₁₋₆alkyl)(C₁₋₆alkyl), which is unsubstituted or substituted with halogen.

An embodiment of the present invention includes compounds wherein R^{2a}, R^{2b} and R^{2c} are independently selected from the group consisting of:

- (1) hydrogen,
- (2) halogen,
- (3) C₁₋₆alkyl, which is unsubstituted or substituted with halogen,
- (4) -O-C₁₋₆alkyl, which is unsubstituted or substituted with halogen, and
- (5) -NH-C₁₋₆alkyl, or -N(C₁₋₆alkyl)(C₁₋₆alkyl), which is unsubstituted or substituted with halogen.

An embodiment of the present invention includes compounds wherein R^{2a}, R^{2b} and R^{2c} are independently selected from the group consisting of:

- (1) hydrogen,
- (2) chloro,
- (3) fluoro,
- (4) bromo,
- (5) methoxy,
- (6) t-butoxy,
- (7) difluoromethyl, and
- (8) trifluoromethyl,

(9) -N(CH₃).

An embodiment of the present invention includes compounds wherein A² is phenyl and R^{2a}, R^{2b} and R^{2c} are independently selected from the group consisting of:

- (1) hydrogen,
- (2) chloro,
- (3) fluoro,
- (4) bromo,
- (5) methoxy,
- (6) t-butoxy,
- (7) difluoromethyl, and
- (8) trifluoromethyl,
- (9) -N(CH₃).

An embodiment of the present invention includes compounds wherein R^{3a}, R^{3b} and R^{3c} are independently selected from the group consisting of:

- (1) hydrogen,
- (2) halogen,
- (3) hydroxyl,
- (4) C₁₋₆alkyl, which is unsubstituted or substituted with halogen, hydroxyl, phenyl or naphthyl,
- (5) -O-C₁₋₆alkyl, which is unsubstituted or substituted with halogen, hydroxyl or phenyl,
- (6) heteroaryl, wherein heteroaryl is selected from pyrrolyl, imidazolyl, indolyl, pyridyl, and pyrimidinyl, which is unsubstituted or substituted with halogen, hydroxyl, C₁₋₆alkyl, -O-C₁₋₆alkyl or-NO₂,
- (7) phenyl, which is unsubstituted or substituted with halogen, hydroxyl, C₁₋₆alkyl, -O-C₁₋₆alkyl or-NO₂,
- (8) -O-phenyl, which is unsubstituted or substituted with halogen, hydroxyl, C₁₋₆alkyl, -O-C₁₋₆alkyl or-NO₂, and
- (9) -NH-C₁₋₆alkyl, or -N(C₁₋₆alkyl)(C₁₋₆alkyl), which is unsubstituted or substituted with halogen, hydroxyl, C₁₋₆alkyl, -O-C₁₋₆alkyl or-NO₂;

with the proviso that if A³ is pyridyl, at least one of R^{3a}, R^{3b} and R^{3c} is other than hydrogen.

An embodiment of the present invention includes compounds wherein R^{3a}, R^{3b} and R^{3c} are independently selected from the group consisting of:

- (1) hydrogen,
- (2) halogen,
- (3) hydroxyl,

(4) C₁₋₆alkyl, which is unsubstituted or substituted with halogen, hydroxyl or phenyl or naphthyl, and

(5) -O-C₁₋₆alkyl, which is unsubstituted or substituted with halogen, hydroxyl or phenyl;

5 with the proviso that if A³ is pyridyl, at least one of R^{3a}, R^{3b} and R^{3c} is other than hydrogen.

An embodiment of the present invention includes compounds wherein R^{3a}, R^{3b} and R^{3c} are independently selected from the group consisting of:

(1) hydrogen,

(2) halogen, and

10 (3) C₁₋₆alkyl;

with the proviso that if A³ is pyridyl, at least one of R^{3a}, R^{3b} and R^{3c} is other than hydrogen.

An embodiment of the present invention includes compounds wherein R^{3a}, R^{3b} and R^{3c} are independently selected from the group consisting of:

(1) hydrogen,

15 (2) chloro,

(3) fluoro, and

(4) methyl;

with the proviso that if A³ is pyridyl, at least one of R^{3a}, R^{3b} and R^{3c} is other than hydrogen.

20 An embodiment of the present invention includes compounds wherein A³ is pyridyl and wherein R^{3a} is halogen, R^{3b} is hydrogen and R^{3c} is hydrogen. An embodiment of the present invention includes compounds wherein A³ is pyridyl and wherein R^{3a} is chloro or fluoro, R^{3b} is hydrogen and R^{3c} is hydrogen.

25 An embodiment of the present invention includes compounds wherein A³ is pyrazolyl and wherein R^{3a} is C₁₋₆alkyl, R^{3b} is hydrogen and R^{3c} is hydrogen. An embodiment of the present invention includes compounds wherein A³ is pyrazolyl and wherein R^{3a} is methyl, R^{3b} is hydrogen and R^{3c} is hydrogen.

30 An embodiment of the present invention includes compounds wherein R⁴ is hydrogen or C₁₋₆alkyl. An embodiment of the present invention includes compounds wherein R⁴ is hydrogen or methyl. An embodiment of the present invention includes compounds wherein R⁴ is hydrogen. An embodiment of the present invention includes compounds wherein R⁵ is hydrogen or C₁₋₆alkyl. An embodiment of the present invention includes compounds wherein R⁵ is hydrogen or methyl. An embodiment of the present invention includes compounds wherein R⁵ is hydrogen.

35 An embodiment of the present invention includes compounds wherein R⁶ is hydrogen, C₁₋₆alkyl or C₃₋₆cycloalkyl. An embodiment of the present invention includes compounds wherein R⁶ is C₁₋₆alkyl. An embodiment of the present invention includes compounds wherein R⁶ is C₃₋₆cycloalkyl. An embodiment of the present invention includes

compounds wherein R⁶ is hydrogen, methyl or ethyl. An embodiment of the present invention includes compounds wherein R⁶ is hydrogen.

Specific embodiments of the present invention include a compound which is selected from the group consisting of the subject compounds of the Examples herein or a pharmaceutically acceptable salt thereof.

The compounds of the present invention may contain one or more asymmetric centers and can thus occur as racemates and racemic mixtures, single enantiomers, diastereomeric mixtures and individual diastereomers. Additional asymmetric centers may be present depending upon the nature of the various substituents on the molecule. Each such asymmetric center will independently produce two optical isomers and it is intended that all of the possible optical isomers and diastereomers in mixtures and as pure or partially purified compounds are included within the ambit of this invention. The present invention is meant to comprehend all such isomeric forms of these compounds. Formula I shows the structure of the class of compounds without specific stereochemistry.

The independent syntheses of these diastereomers or their chromatographic separations may be achieved as known in the art by appropriate modification of the methodology disclosed herein. Their absolute stereochemistry may be determined by the x-ray crystallography of crystalline products or crystalline intermediates which are derivatized, if necessary, with a reagent containing an asymmetric center of known absolute configuration. If desired, racemic mixtures of the compounds may be separated so that the individual enantiomers are isolated. The separation can be carried out by methods well known in the art, such as the coupling of a racemic mixture of compounds to an enantiomerically pure compound to form a diastereomeric mixture, followed by separation of the individual diastereomers by standard methods, such as fractional crystallization or chromatography. The coupling reaction is often the formation of salts using an enantiomerically pure acid or base. The diastereomeric derivatives may then be converted to the pure enantiomers by cleavage of the added chiral residue. The racemic mixture of the compounds can also be separated directly by chromatographic methods utilizing chiral stationary phases, which methods are well known in the art. Alternatively, any enantiomer of a compound may be obtained by stereoselective synthesis using optically pure starting materials or reagents of known configuration by methods well known in the art.

As appreciated by those of skill in the art, halogen or halo as used herein are intended to include fluoro, chloro, bromo and iodo. Similarly, C₁₋₆, as in C₁₋₆alkyl is defined to identify the group as having 1, 2, 3, 4, 5 or 6 carbons in a linear or branched arrangement, such that C₁₋₆alkyl specifically includes methyl, ethyl, n-propyl, iso-propyl, n-butyl, iso-butyl, tert-butyl, pentyl, and hexyl. A group which is designated as being independently substituted with substituents may be independently substituted with multiple numbers of such substituents. The term "heterocycle" as used herein includes both unsaturated and saturated heterocyclic moieties,

wherein the unsaturated heterocyclic moieties (i.e. "heteroaryl") include benzoimidazolyl, benzimidazolonyl, benzofuranyl, benzofurazanyl, benzopyrazolyl, benzothiazolyl, benzotriazolyl, benzothiophenyl, benzoxazepin, benzoxazolyl, carbazolyl, carbolinyl, cinnolinyl, furanyl, imidazolyl, indolinyl, indolyl, dihydroindolyl, indolaziny, indazolyl, isobenzofuranyl, isoindolyl, 5 isoquinolyl, isothiazolyl, isoxazolyl, naphthpyridinyl, oxadiazolyl, oxazolyl, oxazoline, isoxazoline, oxetanyl, pyrazinyl, pyrazolyl, pyridazinyl, pyridopyridinyl, pyridazinyl, pyridyl, pyrimidyl, pyrrolyl, quinazoliny, quinolyl, quinoxaliny, tetrahydroquinoxaliny, tetrazolyl, tetrazolopyridyl, thiadiazolyl, thiazolyl, thienyl, triazolyl, and N-oxides thereof, and wherein the saturated heterocyclic moieties include azetidiny, 1,4-dioxanyl, hexahydroazepiny, piperazinyl, 10 piperidiny, pyridin-2-onyl, pyrrolidiny, morpholinyl, tetrahydrofuranyl, thiomorpholinyl, and tetrahydrothienyl, and N-oxides thereof.

The term "pharmaceutically acceptable salts" refers to salts prepared from pharmaceutically acceptable non-toxic bases or acids including inorganic or organic bases and inorganic or organic acids. Salts derived from inorganic bases include aluminum, ammonium, 15 calcium, copper, ferric, ferrous, lithium, magnesium, manganic salts, manganous, potassium, sodium, zinc, and the like. Particular embodiments include the ammonium, calcium, magnesium, potassium, and sodium salts. Salts in the solid form may exist in more than one crystal structure, and may also be in the form of hydrates. Salts derived from pharmaceutically acceptable organic non-toxic bases include salts of primary, secondary, and tertiary amines, 20 substituted amines including naturally occurring substituted amines, cyclic amines, and basic ion exchange resins, such as arginine, betaine, caffeine, choline, N,N'-dibenzylethylene-diamine, diethylamine, 2-diethylaminoethanol, 2-dimethylaminoethanol, ethanolamine, ethylenediamine, N-ethyl-morpholine, N-ethylpiperidine, glucamine, glucosamine, histidine, hydrabamine, isopropylamine, lysine, methylglucamine, morpholine, piperazine, piperidine, polyamine resins, 25 procaine, purines, theobromine, triethylamine, trimethylamine, tripropylamine, tromethamine, and the like.

When the compound of the present invention is basic, salts may be prepared from pharmaceutically acceptable non-toxic acids, including inorganic and organic acids. Such acids include acetic, benzenesulfonic, benzoic, camphorsulfonic, citric, ethanesulfonic, fumaric, 30 gluconic, glutamic, hydrobromic, hydrochloric, isethionic, lactic, maleic, malic, mandelic, methanesulfonic, mucic, nitric, pamoic, pantothenic, phosphoric, succinic, sulfuric, tartaric, p-toluenesulfonic acid, and the like. Particular embodiments include the citric, hydrobromic, hydrochloric, maleic, phosphoric, sulfuric, fumaric, and tartaric acids. It will be understood that, as used herein, references to the compounds of Formula I are meant to also include the 35 pharmaceutically acceptable salts.

Exemplifying the invention is the use of the compounds disclosed in the Examples and herein. Specific compounds within the present invention include a compound

which selected from the group consisting of the compounds disclosed in the following Examples and pharmaceutically acceptable salts thereof and individual enantiomers or diastereomers thereof.

5 The subject compounds are useful in a method of antagonizing orexin receptor activity in a patient such as a mammal in need of such inhibition comprising the administration of an effective amount of the compound. The present invention is directed to the use of the compounds disclosed herein as antagonists of orexin receptor activity. In addition to primates, especially humans, a variety of other mammals can be treated according to the method of the present invention. The present invention is directed to a compound of the present invention or a
10 pharmaceutically acceptable salt thereof for use in medicine. The present invention is further directed to a use of a compound of the present invention or a pharmaceutically acceptable salt thereof for the manufacture of a medicament for antagonizing orexin receptor activity or treating the disorders and diseases noted herein in humans and animals.

The subject treated in the present methods is generally a mammal, such as a
15 human being, male or female. The term "therapeutically effective amount" means the amount of the subject compound that will elicit the biological or medical response of a tissue, system, animal or human that is being sought by the researcher, veterinarian, medical doctor or other clinician. It is recognized that one skilled in the art may affect the neurological and psychiatric disorders by treating a patient presently afflicted with the disorders or by prophylactically treating
20 a patient afflicted with the disorders with an effective amount of the compound of the present invention. As used herein, the terms "treatment" and "treating" refer to all processes wherein there may be a slowing, interrupting, arresting, controlling, or stopping of the progression of the neurological and psychiatric disorders described herein, but does not necessarily indicate a total elimination of all disorder symptoms, as well as the prophylactic therapy of the mentioned
25 conditions, particularly in a patient who is predisposed to such disease or disorder. The terms "administration of" and or "administering a" compound should be understood to mean providing a compound of the invention or a prodrug of a compound of the invention to the individual in need thereof.

The term "composition" as used herein is intended to encompass a product
30 comprising the specified ingredients in the specified amounts, as well as any product which results, directly or indirectly, from combination of the specified ingredients in the specified amounts. Such term in relation to pharmaceutical composition, is intended to encompass a product comprising the active ingredient(s), and the inert ingredient(s) that make up the carrier, as well as any product which results, directly or indirectly, from combination, complexation or
35 aggregation of any two or more of the ingredients, or from dissociation of one or more of the ingredients, or from other types of reactions or interactions of one or more of the ingredients. Accordingly, the pharmaceutical compositions of the present invention encompass any

composition made by admixing a compound of the present invention and a pharmaceutically acceptable carrier. By "pharmaceutically acceptable" it is meant the carrier, diluent or excipient must be compatible with the other ingredients of the formulation and not deleterious to the recipient thereof.

5 The utility of the compounds in accordance with the present invention as orexin receptor OX1R and/or OX2R antagonists may be readily determined without undue experimentation by methodology well known in the art, including the "FLIPR Ca²⁺ Flux Assay" (Okumura et al., *Biochem. Biophys. Res. Comm.* 280:976-981, 2001). In a typical experiment the OX1 and OX2 receptor antagonistic activity of the compounds of the present invention was
10 determined in accordance with the following experimental method. For intracellular calcium measurements, Chinese hamster ovary (CHO) cells expressing the rat orexin-1 receptor or the human orexin-2 receptor, are grown in Iscove's modified DMEM containing 2 mM L-glutamine, 0.5 g/ml G418, 1% hypoxanthine-thymidine supplement, 100 U/ml penicillin, 100 ug/ml streptomycin and 10 % heat-inactivated fetal calf serum (FCS). The cells are seeded at 20,000
15 cells / well into Becton-Dickinson black 384-well clear bottom sterile plates coated with poly-D-lysine. All reagents were from GIBCO-Invitrogen Corp. The seeded plates are incubated overnight at 37°C and 5% CO₂. Ala-6,12 human orexin-A as the agonist is prepared as a 1 mM stock solution in 1% bovine serum albumin (BSA) and diluted in assay buffer (HBSS containing 20 mM HEPES, 0.1% BSA and 2.5mM probenecid, pH7.4) for use in the assay at a final
20 concentration of 70pM. Test compounds are prepared as 10 mM stock solution in DMSO, then diluted in 384-well plates, first in DMSO, then assay buffer. On the day of the assay, cells are washed 3 times with 100 ul assay buffer and then incubated for 60 min (37° C, 5% CO₂) in 60 ul assay buffer containing 1 uM Fluo-4AM ester, 0.02 % pluronic acid, and 1 % BSA. The dye loading solution is then aspirated and cells are washed 3 times with 100 ul assay buffer. 30 ul of
25 that same buffer is left in each well. Within the Fluorescent Imaging Plate Reader (FLIPR, Molecular Devices), test compounds are added to the plate in a volume of 25 ul, incubated for 5 min and finally 25 ul of agonist is added. Fluorescence is measured for each well at 1 second intervals for 5 minutes and the height of each fluorescence peak is compared to the height of the fluorescence peak induced by 70 pM Ala-6,12 orexin-A with buffer in place of antagonist. For
30 each antagonist, IC₅₀ value (the concentration of compound needed to inhibit 50 % of the agonist response) is determined. Alternatively, compound potency can be assessed by a radioligand binding assay (described in Bergman et. al. *Bioorg. Med. Chem. Lett.* 2008, 18, 1425 - 1430) in which the inhibition constant (K_i) is determined in membranes prepared from CHO cells expressing either the OX1 or OX2 receptor. The intrinsic orexin receptor antagonist
35 activity of a compound which may be used in the present invention may be determined by these assays.

In particular, the compounds of the following examples had activity in antagonizing the rat orexin-1 receptor and/or the human orexin-2 receptor in the aforementioned assays, generally with an IC₅₀ of less than about 50 μM. Many of compounds within the present invention had activity in antagonizing the rat orexin-1 receptor and/or the human orexin-2
5 receptor in the aforementioned assays with an IC₅₀ of less than about 100 nM. Compounds of the present invention also have activity in the radioligand binding assay, generally with a K_i < 100 nM against the orexin-1 and/or the orexin-2 receptor. Additional data is provided in the following Examples. Such a result is indicative of the intrinsic activity of the compounds in use as antagonists of orexin-1 receptor and/or the orexin-2 receptor. The present invention also
10 includes compounds within the generic scope of the invention which possess activity as agonists of the orexin-1 receptor and/or the orexin-2 receptor. With respect to other pyridyl compounds, the present compounds exhibit unexpected properties, such as with respect to increased oral bioavailability, metabolic stability, decreased inhibition of metabolic enzymes (such as decreased cytochrome P450 3A4 (CYP3A4) inhibition), decreased inhibition of transporters (such as
15 decreased p-glycoprotein/PGP inhibition) and/or selectivity with respect to other receptors, including the human orexin-2 receptor.

The orexin receptors have been implicated in a wide range of biological functions. This has suggested a potential role for these receptors in a variety of disease processes in humans or other species. The compounds of the present invention have utility in treating,
20 preventing, ameliorating, controlling or reducing the risk of a variety of neurological and psychiatric disorders associated with orexin receptors, including one or more of the following conditions or diseases: sleep disorders, sleep disturbances, including enhancing sleep quality, improving sleep quality, increasing sleep efficiency, augmenting sleep maintenance; increasing the value which is calculated from the time that a subject sleeps divided by the time that a subject
25 is attempting to sleep; improving sleep initiation; decreasing sleep latency or onset (the time it takes to fall asleep); decreasing difficulties in falling asleep; increasing sleep continuity; decreasing the number of awakenings during sleep; decreasing intermittent wakings during sleep; decreasing nocturnal arousals; decreasing the time spent awake following the initial onset of sleep; increasing the total amount of sleep; reducing the fragmentation of sleep; altering the
30 timing, frequency or duration of REM sleep bouts; altering the timing, frequency or duration of slow wave (i.e. stages 3 or 4) sleep bouts; increasing the amount and percentage of stage 2 sleep; promoting slow wave sleep; enhancing EEG-delta activity during sleep; decreasing nocturnal arousals, especially early morning awakenings; increasing daytime alertness; reducing daytime drowsiness; treating or reducing excessive daytime sleepiness; increasing satisfaction with the
35 intensity of sleep; increasing sleep maintenance; idiopathic insomnia; sleep problems; insomnia, hypersomnia, idiopathic hypersomnia, repeatability hypersomnia, intrinsic hypersomnia, narcolepsy, interrupted sleep, sleep apnea, wakefulness, nocturnal myoclonus, REM sleep

interruptions, jet-lag, shift workers' sleep disturbances, dyssomnias, night terror, insomnias associated with depression, emotional/mood disorders, Alzheimer's disease or cognitive impairment, as well as sleep walking and enuresis, and sleep disorders which accompany aging; Alzheimer's sundowning; conditions associated with circadian rhythmicity as well as mental and physical disorders associated with travel across time zones and with rotating shift-work schedules, conditions due to drugs which cause reductions in REM sleep as a side effect; fibromyalgia; syndromes which are manifested by non-restorative sleep and muscle pain or sleep apnea which is associated with respiratory disturbances during sleep; conditions which result from a diminished quality of sleep; increasing learning; augmenting memory; increasing retention of memory; eating disorders associated with excessive food intake and complications associated therewith, compulsive eating disorders, obesity (due to any cause, whether genetic or environmental), obesity-related disorders including overeating and bulimia nervosa, hypertension, diabetes, elevated plasma insulin concentrations and insulin resistance, dyslipidemias, hyperlipidemia, endometrial, breast, prostate and colon cancer, osteoarthritis, obstructive sleep apnea, cholelithiasis, gallstones, heart disease, abnormal heart rhythms and arrhythmias, myocardial infarction, congestive heart failure, coronary heart disease, sudden death, stroke, polycystic ovary disease, craniopharyngioma, the Prader-Willi Syndrome, Frohlich's syndrome, GH-deficient subjects, normal variant short stature, Turner's syndrome, and other pathological conditions showing reduced metabolic activity or a decrease in resting energy expenditure as a percentage of total fat-free mass, e.g, children with acute lymphoblastic leukemia, metabolic syndrome, also known as syndrome X, insulin resistance syndrome, reproductive hormone abnormalities, sexual and reproductive dysfunction, such as impaired fertility, infertility, hypogonadism in males and hirsutism in females, fetal defects associated with maternal obesity, gastrointestinal motility disorders, intestinal motility dyskinesias, obesity-related gastro-esophageal reflux, hypothalamic diseases, hypophysis diseases, respiratory disorders, such as obesity-hypoventilation syndrome (Pickwickian syndrome), breathlessness, cardiovascular disorders, inflammation, such as systemic inflammation of the vasculature, arteriosclerosis, hypercholesterolemia, hyperuricaemia, lower back pain, gallbladder disease, gout, kidney cancer, increased anesthetic risk, reducing the risk of secondary outcomes of obesity, such as reducing the risk of left ventricular hypertrophy; diseases or disorders where abnormal oscillatory activity occurs in the brain, including depression, migraine, neuropathic pain, Parkinson's disease, psychosis and schizophrenia, as well as diseases or disorders where there is abnormal coupling of activity, particularly through the thalamus; enhancing cognitive function, including cognitive dysfunctions that comprise deficits in all types of attention, learning and memory functions occurring transiently or chronically in the normal, healthy, young, adult or aging population, and also occurring transiently or chronically in psychiatric, neurologic, cardiovascular and immune disorders; enhancing memory; increasing memory retention;

increasing immune response; increasing immune function; hot flashes; night sweats; extending life span; schizophrenia; muscle-related disorders that are controlled by the excitation/relaxation rhythms imposed by the neural system such as cardiac rhythm and other disorders of the cardiovascular system; conditions related to proliferation of cells such as vasodilation or
5 vasorestriction and blood pressure; cancer; cardiac arrhythmia; hypertension; congestive heart failure; conditions of the genital/urinary system; disorders of sexual function and fertility; adequacy of renal function; responsivity to anesthetics; mood disorders, such as depression or more particularly depressive disorders, for example, single episodic or recurrent major depressive disorders and dysthymic disorders, or bipolar disorders, for example, bipolar I disorder, bipolar II
10 disorder and cyclothymic disorder, mood disorders due to a general medical condition, and substance-induced mood disorders; anxiety disorders including acute stress disorder, agoraphobia, generalized anxiety disorder, obsessive-compulsive disorder, panic attack, panic disorder, post-traumatic stress disorder, separation anxiety disorder, social phobia, specific phobia, substance-induced anxiety disorder and anxiety due to a general medical condition; acute
15 neurological and psychiatric disorders such as cerebral deficits subsequent to cardiac bypass surgery and grafting, stroke, ischemic stroke, cerebral ischemia, spinal cord trauma, head trauma, perinatal hypoxia, cardiac arrest, hypoglycemic neuronal damage; Huntington's Chorea; amyotrophic lateral sclerosis; multiple sclerosis; ocular damage; retinopathy; cognitive disorders; idiopathic and drug-induced Parkinson's disease; muscular spasms and disorders associated with
20 muscular spasticity including tremors, epilepsy, convulsions, seizure disorders, absence seizures, complex partial and generalized seizures; Lennox-Gastaut syndrome; cognitive disorders including dementia (associated with Alzheimer's disease, ischemia, trauma, vascular problems or stroke, HIV disease, Parkinson's disease, Huntington's disease, Pick's disease, Creutzfeldt-Jacob disease, perinatal hypoxia, other general medical conditions or substance abuse); delirium,
25 amnesic disorders or age related cognitive decline; schizophrenia or psychosis including schizophrenia (paranoid, disorganized, catatonic or undifferentiated), schizophreniform disorder, schizoaffective disorder, delusional disorder, brief psychotic disorder, shared psychotic disorder, psychotic disorder due to a general medical condition and substance-induced psychotic disorder; dissociative disorders including multiple personality syndromes and psychogenic amnesias;
30 substance-related disorders, substance use, substance abuse, substance seeking, substance reinstatement, all types of psychological and physical addictions and addictive behaviors, reward-related behaviors (including substance-induced delirium, persisting dementia, persisting amnesic disorder, psychotic disorder or anxiety disorder; tolerance, addictive feeding, dependence, withdrawal or relapse from substances including alcohol, amphetamines, cannabis, cocaine,
35 hallucinogens, inhalants, morphine, nicotine, opioids, phencyclidine, sedatives, hypnotics or anxiolytics); movement disorders, including akinesias and akinetic-rigid syndromes (including Parkinson's disease, drug-induced parkinsonism, postencephalitic parkinsonism, progressive

supranuclear palsy, multiple system atrophy, corticobasal degeneration, parkinsonism-ALS dementia complex and basal ganglia calcification), chronic fatigue syndrome, fatigue, including Parkinson's fatigue, multiple sclerosis fatigue, fatigue caused by a sleep disorder or a circadian rhythm disorder, medication-induced parkinsonism (such as neuroleptic-induced parkinsonism, neuroleptic malignant syndrome, neuroleptic-induced acute dystonia, neuroleptic-induced acute akathisia, neuroleptic-induced tardive dyskinesia and medication-induced postural tremor), Gilles de la Tourette's syndrome, epilepsy, and dyskinesias [including tremor (such as rest tremor, essential tremor, postural tremor and intention tremor), chorea (such as Sydenham's chorea, Huntington's disease, benign hereditary chorea, neuroacanthocytosis, symptomatic chorea, drug-induced chorea and hemiballism), myoclonus (including generalised myoclonus and focal myoclonus), tics (including simple tics, complex tics and symptomatic tics), restless leg syndrome and dystonia (including generalised dystonia such as idiopathic dystonia, drug-induced dystonia, symptomatic dystonia and paroxymal dystonia, and focal dystonia such as blepharospasm, oromandibular dystonia, spasmodic dysphonia, spasmodic torticollis, axial dystonia, dystonic writer's cramp and hemiplegic dystonia); attention deficit/hyperactivity disorder (ADHD); conduct disorder; migraine (including migraine headache); headache; hyperalgesia; pain; enhanced or exaggerated sensitivity to pain such as hyperalgesia, causalgia, and allodynia; acute pain; burn pain; atypical facial pain; neuropathic pain; back pain; complex regional pain syndrome I and II; arthritic pain; sports injury pain; pain related to infection e.g. HIV, post-chemotherapy pain; post-stroke pain; post-operative pain; neuralgia; emesis, nausea, vomiting; gastric dyskinesia; gastric ulcers; Kallman's syndrome (anosmia); conditions associated with visceral pain such as irritable bowel syndrome, and angina; eating disorders; urinary incontinence; substance tolerance, substance withdrawal (including, substances such as opiates, nicotine, tobacco products, alcohol, benzodiazepines, cocaine, sedatives, hypnotics, etc.); psychosis; schizophrenia; anxiety (including generalized anxiety disorder, panic disorder, and obsessive compulsive disorder); mood disorders (including depression, mania, bipolar disorders); trigeminal neuralgia; hearing loss; tinnitus; neuronal damage including ocular damage; retinopathy; macular degeneration of the eye; emesis; brain edema; pain, including acute and chronic pain states, severe pain, intractable pain, inflammatory pain, neuropathic pain, post-traumatic pain, bone and joint pain (osteoarthritis), repetitive motion pain, dental pain, cancer pain, myofascial pain (muscular injury, fibromyalgia), perioperative pain (general surgery, gynecological), chronic pain, neuropathic pain, post-traumatic pain, trigeminal neuralgia, migraine and migraine headache.

Thus, in specific embodiments the present invention provides methods for:
enhancing the quality of sleep; augmenting sleep maintenance; increasing REM sleep; increasing stage 2 sleep; decreasing fragmentation of sleep patterns; treating insomnia and all types of sleep disorders; treating or controlling sleep disturbances associated with diseases such as neurological

disorders including neuropathic pain and restless leg syndrome; treating or controlling addiction disorders; treating or controlling psychoactive substance use and abuse; enhancing cognition; increasing memory retention; treating or controlling obesity; treating or controlling diabetes and appetite, taste, eating, or drinking disorders; treating or controlling hypothalamic diseases; 5 treating or controlling depression; treating, controlling, ameliorating or reducing the risk of epilepsy, including absence epilepsy; treating or controlling pain, including neuropathic pain; treating or controlling Parkinson's disease; treating or controlling psychosis; treating or controlling dysthymic, mood, psychotic and anxiety disorders; treating or controlling depression, including major depression and major dpression disorder; treating or controlling bipolar 10 disorder; or treating, controlling, ameliorating or reducing the risk of schizophrenia, in a mammalian patient in need thereof which comprises administering to the patient a therapeutically effective amount of a compound of the present invention.

The subject compounds are further useful in a method for the prevention, treatment, control, amelioration, or reduction of risk of the diseases, disorders and conditions 15 noted herein. The dosage of active ingredient in the compositions of this invention may be varied, however, it is necessary that the amount of the active ingredient be such that a suitable dosage form is obtained. The active ingredient may be administered to patients (animals and human) in need of such treatment in dosages that will provide optimal pharmaceutical efficacy. The selected dosage depends upon the desired therapeutic effect, on the route of administration, 20 and on the duration of the treatment. The dose will vary from patient to patient depending upon the nature and severity of disease, the patient's weight, special diets then being followed by a patient, concurrent medication, and other factors which those skilled in the art will recognize. Generally, dosage levels of between 0.0001 to 10 mg/kg. of body weight daily are administered to the patient, e.g., humans and elderly humans, to obtain effective antagonism of orexin 25 receptors. The dosage range will generally be about 0.5 mg to 1.0 g. per patient per day which may be administered in single or multiple doses. In one embodiment, the dosage range will be about 0.5 mg to 500 mg per patient per day; in another embodiment about 0.5 mg to 200 mg per patient per day; and in yet another embodiment about 5 mg to 50 mg per patient per day. Pharmaceutical compositions of the present invention may be provided in a solid dosage 30 formulation such as comprising about 0.5 mg to 500 mg active ingredient, or comprising about 1 mg to 250 mg active ingredient. The pharmaceutical composition may be provided in a solid dosage formulation comprising about 1 mg, 5 mg, 10 mg, 25 mg, 30 mg, 50 mg, 80 mg, 100 mg, 200 mg or 250 mg active ingredient. For oral administration, the compositions may be provided in the form of tablets containing 1.0 to 1000 milligrams of the active ingredient, such as 1, 5, 10, 35 15, 20, 25, 50, 75, 100, 150, 200, 250, 300, 400, 500, 600, 750, 800, 900, and 1000 milligrams of the active ingredient for the symptomatic adjustment of the dosage to the patient to be treated. The compounds may be administered on a regimen of 1 to 4 times per day, such as once or twice

per day. The compounds may be administered before bedtime. For example, the compounds may be administered about 1 Hour prior to bedtime, about 30 minutes prior to bedtime or immediately before bedtime.

5 The compounds of the present invention may be used in combination with one or more other drugs in the treatment, prevention, control, amelioration, or reduction of risk of diseases or conditions for which compounds of the present invention or the other drugs may have utility, where the combination of the drugs together are safer or more effective than either drug alone. Such other drug(s) may be administered, by a route and in an amount commonly used therefor, contemporaneously or sequentially with a compound of the present invention. When a
10 compound of the present invention is used contemporaneously with one or more other drugs, a pharmaceutical composition in unit dosage form containing such other drugs and the compound of the present invention is contemplated. However, the combination therapy may also include therapies in which the compound of the present invention and one or more other drugs are administered on different overlapping schedules. It is also contemplated that when used in
15 combination with one or more other active ingredients, the compounds of the present invention and the other active ingredients may be used in lower doses than when each is used singly. Accordingly, the pharmaceutical compositions of the present invention include those that contain one or more other active ingredients, in addition to a compound of the present invention. The above combinations include combinations of a compound of the present invention not only with
20 one other active compound, but also with two or more other active compounds.

Likewise, compounds of the present invention may be used in combination with other drugs that are used in the prevention, treatment, control, amelioration, or reduction of risk of the diseases or conditions for which compounds of the present invention are useful. Such other drugs may be administered, by a route and in an amount commonly used therefor,
25 contemporaneously or sequentially with a compound of the present invention. When a compound of the present invention is used contemporaneously with one or more other drugs, a pharmaceutical composition containing such other drugs in addition to the compound of the present invention is contemplated. Accordingly, the pharmaceutical compositions of the present invention include those that also contain one or more other active ingredients, in addition to a
30 compound of the present invention.

The weight ratio of the compound of the compound of the present invention to the second active ingredient may be varied and will depend upon the effective dose of each ingredient. Generally, an effective dose of each will be used. Thus, for example, when a compound of the present invention is combined with another agent, the weight ratio of the
35 compound of the present invention to the other agent will generally range from about 1000:1 to about 1:1000, such as about 200:1 to about 1:200. Combinations of a compound of the present invention and other active ingredients will generally also be within the aforementioned range, but

in each case, an effective dose of each active ingredient should be used. In such combinations the compound of the present invention and other active agents may be administered separately or in conjunction. In addition, the administration of one element may be prior to, concurrent to, or subsequent to the administration of other agent(s).

5 The compounds of the present invention may be administered in combination with other compounds which are known in the art to be useful for enhancing sleep quality and preventing and treating sleep disorders and sleep disturbances, including e.g., sedatives, hypnotics, anxiolytics, antipsychotics, antianxiety agents, antihistamines, benzodiazepines, barbiturates, cyclopyrrolones, GABA agonists, 5HT-2 antagonists including 5HT-2A antagonists
10 and 5HT-2A/2C antagonists, histamine antagonists including histamine H3 antagonists, histamine H3 inverse agonists, imidazopyridines, minor tranquilizers, melatonin agonists and antagonists, melatonergic agents, other orexin antagonists, orexin agonists, prokineticin agonists and antagonists, pyrazolopyrimidines, T-type calcium channel antagonists, triazolopyridines, and the like, such as: adinazolam, allobarbitol, alonimid, alprazolam, amitriptyline, amobarbital,
15 amoxapine, armodafinil, APD-125, bentazepam, benzocetamine, brotizolam, bupropion, busprione, butabarbital, butalbital, capromorelin, capuride, carbocloral, chloral betaine, chloral hydrate, chlordiazepoxide, clomipramine, clonazepam, cloperidone, clorazepate, clorethate, clozapine, conazepam, cyprazepam, desipramine, dexclamol, diazepam, dichloralphenazone, divalproex, diphenhydramine, doxepin, EMD-281014, eplivanserin, estazolam, eszopiclone,
20 ethchlorynol, etomidate, fenobam, flunitrazepam, flurazepam, fluvoxamine, fluoxetine, fosazepam, gaboxadol, glutethimide, halazepam, hydroxyzine, ibutamoren, imipramine, indiplon, lithium, lorazepam, lormetazepam, LY-156735, maprotiline, MDL-100907, mecloqualone, melatonin, mephobarbital, meprobamate, methaqualone, methyprylon, midaflur, midazolam, modafinil, nefazodone, NGD-2-73, nisobamate, nitrazepam, nortriptyline, ornortriptyline,
25 oxazepam, paraldehyde, paroxetine, pentobarbital, perlapine, perphenazine, phenelzine, phenobarbital, prazepam, promethazine, propofol, protriptyline, quazepam, ramelteon, reclazepam, roletamide, secobarbital, sertraline, suproclone, TAK-375, temazepam, thioridazine, tiagabine, tracazolate, tranlycypromaine, trazodone, triazolam, trepipam, tricetamide, triclofos, trifluoperazine, trimetozine, trimipramine, uldazepam, venlafaxine, zaleplon, zolazepam,
30 zopiclone, zolpidem, and salts thereof, and combinations thereof, and the like, or the compound of the present invention may be administered in conjunction with the use of physical methods such as with light therapy or electrical stimulation.

 In another embodiment, the subject compound may be employed in combination with other compounds which are known in the art, either administered separately or in the same
35 pharmaceutical compositions, include, but are not limited to: insulin sensitizers including (i) PPAR γ antagonists such as glitazones (e.g. ciglitazone; darglitazone; englitazone; isaglitazone (MCC-555); pioglitazone; rosiglitazone; troglitazone; tularik; BRL49653; CLX-0921; 5-BTZD),

GW-0207, LG-100641, and LY-300512, and the like); (iii) biguanides such as metformin and phenformin; (b) insulin or insulin mimetics, such as biota, LP-100, novarapid, insulin detemir, insulin lispro, insulin glargine, insulin zinc suspension (lente and ultralente); Lys-Pro insulin, GLP-1 (73-7) (insulintropin); and GLP-1 (7-36)-NH₂); (c) sulfonylureas, such as acetohexamide; 5 chlorpropamide; diabinese; glibenclamide; glipizide; glyburide; glimepiride; gliclazide; glipentide; gliquidone; glisolamide; tolazamide; and tolbutamide; (d) α -glucosidase inhibitors, such as acarbose, adiposine; camiglibose; emiglitate; miglitol; voglibose; pradimicin-Q; salbostatin; CKD-711; MDL-25,637; MDL-73,945; and MOR 14, and the like; (e) cholesterol lowering agents such as (i) HMG-CoA reductase inhibitors (atorvastatin, itavastatin, fluvastatin, 10 lovastatin, pravastatin, rivastatin, rosuvastatin, simvastatin, and other statins), (ii) bile acid absorbers/sequestrants, such as cholestyramine, colestipol, dialkylaminoalkyl derivatives of a cross-linked dextran; Colestid®; LoCholest®, and the like, (ii) nicotinyl alcohol, nicotinic acid or a salt thereof, (iii) proliferator-activator receptor α agonists such as fenofibric acid derivatives (gemfibrozil, clofibrate, fenofibrate and benzafibrate), (iv) inhibitors of cholesterol absorption 15 such as stanol esters, beta-sitosterol, sterol glycosides such as tiqueside; and azetidiones such as ezetimibe, and the like, and (acyl CoA:cholesterol acyltransferase (ACAT)) inhibitors such as avasimibe, and melinamide, (v) anti-oxidants, such as probucol, (vi) vitamin E, and (vii) thyromimetics; (f) PPAR α agonists such as beclofibrate, benzafibrate, ciprofibrate, clofibrate, etofibrate, fenofibrate, and gemfibrozil; and other fibric acid derivatives, such as Atromid®, 20 Lopid® and Tricor®, and the like, and PPAR α agonists as described in WO 97/36579; (g) PPAR δ agonists, such as those disclosed in WO97/28149; (h) PPAR α/δ agonists, such as muraglitazar, and the compounds disclosed in US 6,414,002; (i) anti-obesity agents, such as (1) growth hormone secretagogues, growth hormone secretagogue receptor agonists/antagonists, such as NN703, hexarelin, MK-0677, SM-130686, CP-424,391, L-692,429, and L-163,255, and 25 such as those disclosed in U.S. Patent Nos. 5,536,716, and 6,358,951, U.S. Patent Application Nos. 2002/049196 and 2002/022637, and PCT Application Nos. WO 01/56592 and WO 02/32888; (2) protein tyrosine phosphatase-1B (PTP-1B) inhibitors; (3) cannabinoid receptor ligands, such as cannabinoid CB₁ receptor antagonists or inverse agonists, such as rimonabant, taranabant, AMT-251, and SR-14778 and SR 141716A (Sanofi Synthelabo), SLV-319 (Solvay), 30 BAY 65-2520 (Bayer) and those disclosed in U.S. Patent Nos. 5,532,237, 4,973,587, 5,013,837, 5,081,122, 5,112,820, 5,292,736, 5,624,941, 6,028,084, PCT Application Nos. WO 96/33159, WO 98/33765, WO98/43636, WO98/43635, WO 01/09120, WO98/31227, WO98/41519, WO98/37061, WO00/10967, WO00/10968, WO97/29079, WO99/02499, WO 01/58869, WO 01/64632, WO 01/64633, WO 01/64634, W002/076949, WO 03/007887, WO 04/048317, and 35 WO 05/000809; (4) anti-obesity serotonergic agents, such as fenfluramine, dexfenfluramine, phentermine, and sibutramine; (5) β 3-adrenoreceptor agonists, such as AD9677/TAK677 (Dainippon/Takeda), CL-316,243, SB 418790, BRL-37344, L-796568, BMS-196085, BRL-

35135A, CGP12177A, BTA-243, Trecadrine, Zeneca D7114, SR 59119A; (6) pancreatic lipase inhibitors, such as orlistat (Xenical®), Triton WR1339, RHC80267, lipstatin, tetrahydrolipstatin, teasaponin, diethylumbelliferyl phosphate, and those disclosed in PCT Application No. WO 01/77094; (7) neuropeptide Y1 antagonists, such as BIBP3226, J-115814, BIBO 3304, LY-
5 357897, CP-671906, GI-264879A, and those disclosed in U.S. Patent No. 6,001,836, and PCT Patent Publication Nos. WO 96/14307, WO 01/23387, WO 99/51600, WO 01/85690, WO 01/85098, WO 01/85173, and WO 01/89528; (8) neuropeptide Y5 antagonists, such as GW-569180A, GW-594884A, GW-587081X, GW-548118X, FR226928, FR 240662, FR252384, 1229U91, GI-264879A, CGP71683A, LY-377897, PD-160170, SR-120562A, SR-120819A and
10 JCF-104, and those disclosed in U.S. Patent Nos. 6,057,335; 6,043,246; 6,140,354; 6,166,038; 6,180,653; 6,191,160; 6,313,298; 6,335,345; 6,337,332; 6,326,375; 6,329,395; 6,340,683; 6,388,077; 6,462,053; 6,649,624; and 6,723,847, European Patent Nos. EP-01010691, and EP-01044970; and PCT International Patent Publication Nos. WO 97/19682, WO 97/20820, WO 97/20821, WO 97/20822, WO 97/20823, WO 98/24768; WO 98/25907; WO 98/25908; WO
15 98/27063, WO 98/47505; WO 98/40356; WO 99/15516; WO 99/27965; WO 00/64880, WO 00/68197, WO 00/69849, WO 01/09120, WO 01/14376; WO 01/85714, WO 01/85730, WO 01/07409, WO 01/02379, WO 01/02379, WO 01/23388, WO 01/23389, WO 01/44201, WO 01/62737, WO 01/62738, WO 01/09120, WO 02/22592, WO 0248152, and WO 02/49648; WO 02/094825; WO 03/014083; WO 03/10191; WO 03/092889; WO 04/002986; and WO
20 04/031175; (9) melanin-concentrating hormone (MCH) receptor antagonists, such as those disclosed in WO 01/21577 and WO 01/21169; (10) melanin-concentrating hormone 1 receptor (MCH1R) antagonists, such as T-226296 (Takeda), and those disclosed in PCT Patent Application Nos. WO 01/82925, WO 01/87834, WO 02/051809, WO 02/06245, WO 02/076929, WO 02/076947, WO 02/04433, WO 02/51809, WO 02/083134, WO 02/094799, WO 03/004027;
25 (11) melanin-concentrating hormone 2 receptor (MCH2R) agonist/antagonists; (12) orexin receptor antagonists, such as SB-334867-A, and those disclosed in patent publications herein; (13) serotonin reuptake inhibitors such as fluoxetine, paroxetine, and sertraline; (14) melanocortin agonists, such as Melanotan II; (15) Mc4r (melanocortin 4 receptor) agonists, such as CHIR86036 (Chiron), ME-10142, and ME-10145 (Melacure), CHIR86036 (Chiron); PT-141, and PT-14 (Palatin); (16) 5HT-2 agonists; (17) 5HT2C (serotonin receptor 2C) agonists, such as BVT933, DPCA37215, WAY161503, R-1065, and those disclosed in U.S. Patent No. 3,914,250, and PCT Application Nos. WO 02/36596, WO 02/48124, WO 02/10169, WO 01/66548, WO
30 02/44152, WO 02/51844, WO 02/40456, and WO 02/40457; (18) galanin antagonists; (19) CCK agonists; (20) CCK-A (cholecystokinin-A) agonists, such as AR-R 15849, GI 181771, JMV-180, A-71378, A-71623 and SR14613, and those disclosed in U.S. Patent No. 5,739,106; (21) GLP-1 agonists; (22) corticotropin-releasing hormone agonists; (23) histamine receptor-3 (H3) modulators; (24) histamine receptor-3 (H3) antagonists/inverse agonists, such as hioperamide, 3-

(1H-imidazol-4-yl)propyl N-(4-pentenyl)carbamate, clobenpropit, iodophenpropit, imoproxifan, GT2394 (Gliatech), and O-[3-(1H-imidazol-4-yl)propanol]-carbamates; (25) β -hydroxy steroid dehydrogenase-1 inhibitors (β -HSD-1); (26) PDE (phosphodiesterase) inhibitors, such as theophylline, pentoxifylline, zaprinast, sildenafil, amrinone, milrinone, cilostamide, rolipram, and cilomilast; (27) phosphodiesterase-3B (PDE3B) inhibitors; (28) NE (norepinephrine) transport inhibitors, such as GW 320659, despiramine, talsupram, and nomifensine; (29) ghrelin receptor antagonists, such as those disclosed in PCT Application Nos. WO 01/87335, and WO 02/08250; (30) leptin, including recombinant human leptin (PEG-OB, Hoffman La Roche) and recombinant methionyl human leptin (Amgen); (31) leptin derivatives; (32) BRS3 (bombesin receptor subtype 3) agonists such as [D-Phe6,beta-Ala11,Phe13,Nle14]Bn(6-14) and [D-Phe6,Phe13]Bn(6-13)propylamide, and those compounds disclosed in Pept. Sci. 2002 Aug; 8(8): 461-75); (33) CNTF (Ciliary neurotrophic factors), such as GI-181771 (Glaxo-SmithKline), SR146131 (Sanofi Synthelabo), butabindide, PD170,292, and PD 149164 (Pfizer); (34) CNTF derivatives, such as axokine (Regeneron); (35) monoamine reuptake inhibitors, such as sibutramine; (36) UCP-1 (uncoupling protein-1), 2, or 3 activators, such as phytanic acid, 4-[(E)-2-(5,6,7,8-tetrahydro-5,5,8,8-tetramethyl-2-naphthalenyl)-1-propenyl]benzoic acid (TTNPB), retinoic acid; (37) thyroid hormone β agonists, such as KB-2611 (KaroBioBMS); (38) FAS (fatty acid synthase) inhibitors, such as Cerulenin and C75; (39) DGAT1 (diacylglycerol acyltransferase 1) inhibitors; (40) DGAT2 (diacylglycerol acyltransferase 2) inhibitors; (41) ACC2 (acetyl-CoA carboxylase-2) inhibitors; (42) glucocorticoid antagonists; (43) acyl-estrogens, such as oleoyl-estrone, disclosed in del Mar-Grasa, M. et al., Obesity Research, 9:202-9 (2001); (44) dipeptidyl peptidase IV (DP-IV) inhibitors, such as isoleucine thiazolidide, valine pyrrolidide, NVP-DPP728, LAF237, P93/01, TSL 225, TMC-2A/2B/2C, FE 999011, P9310/K364, VIP 0177, SDZ 274-444, sitagliptin; and the compounds disclosed in US 6,699,871, WO 03/004498; WO 03/004496; EP 1 258 476; WO 02/083128; WO 02/062764; WO 03/000250; WO 03/002530; WO 03/002531; WO 03/002553; WO 03/002593; WO 03/000180; and WO 03/000181; (46) dicarboxylate transporter inhibitors; (47) glucose transporter inhibitors; (48) phosphate transporter inhibitors; (49) Metformin (Glucophage®); (50) Topiramate (Topimax®); (50) peptide YY, PYY 3-36, peptide YY analogs, derivatives, and fragments such as BIM-43073D, BIM-43004C (Olitvak, D.A. et al., Dig. Dis. Sci. 44(3):643-48 (1999)); (51) Neuropeptide Y2 (NPY2) receptor agonists such NPY3-36, N acetyl [Leu(28,31)] NPY 24-36, TASP-V, and cyclo-(28/32)-Ac-[Lys28-Glu32]-(25-36)-pNPY; (52) Neuropeptide Y4 (NPY4) agonists such as pancreatic peptide (PP), and other Y4 agonists such as 1229U91; (54) cyclooxygenase-2 inhibitors such as etoricoxib, celecoxib, valdecoxib, parecoxib, lumiracoxib, BMS347070, tiracoxib or JTE522, ABT963, CS502 and GW406381; (55) Neuropeptide Y1 (NPY1) antagonists such as BIBP3226, J-115814, BIBO 3304, LY-357897, CP-671906, GI-264879A; (56) Opioid antagonists such as nalmefene (Revox ®), 3-

methoxynaltrexone, naloxone, naltrexone; (57) 11 β HSD-1 (11-beta hydroxy steroid dehydrogenase type 1) inhibitors such as BVT 3498, BVT 2733, and those disclosed in WO 01/90091, WO 01/90090, WO 01/90092, US 6,730,690 and US 2004-0133011; (58) aminorex; (59) amphechloral; (60) amphetamine; (61) benzphetamine; (62) chlorphentermine; (63) clobenzorex; (64) cloforex; (65) clominorex; (66) clortermine; (67) cyclexedrine; (68) dextroamphetamine; (69) diphemethoxidine, (70) N-ethylamphetamine; (71) fenbutrazate; (72) fenisorex; (73) fenproporex; (74) fludorex; (75) fluminorex; (76) furfurylmethylamphetamine; (77) levamfetamine; (78) levophacetoperane; (79) mefenorex; (80) metamfepramone; (81) methamphetamine; (82) norpseudoephedrine; (83) pentorex; (84) phendimetrazine; (85) phenmetrazine; (86) picilorex; (87) phytopharm 57; and (88) zonisamide., (89) neuromedin U and analogs or derivatives thereof, (90) oxyntomodulin and analogs or derivatives thereof, and (91) Neurokinin-1 receptor antagonists (NK-1 antagonists) such as the compounds disclosed in: U.S. Patent Nos. 5,162,339, 5,232,929, 5,242,930, 5,373,003, 5,387,595, 5,459,270, 5,494,926, 5,496,833, and 5,637,699.

15 In another embodiment, the subject compound may be employed in combination with an anti-depressant or anti-anxiety agent, including norepinephrine reuptake inhibitors (including tertiary amine tricyclics and secondary amine tricyclics), selective serotonin reuptake inhibitors (SSRIs), monoamine oxidase inhibitors (MAOIs), reversible inhibitors of monoamine oxidase (RIMAs), serotonin and noradrenaline reuptake inhibitors (SNRIs), corticotropin releasing factor (CRF) antagonists, α -adrenoreceptor antagonists, neurokinin-1 receptor antagonists, atypical anti-depressants, benzodiazepines, 5-HT_{1A} agonists or antagonists, especially 5-HT_{1A} partial agonists, and corticotropin releasing factor (CRF) antagonists. Specific agents include: amitriptyline, clomipramine, doxepin, imipramine and trimipramine; amoxapine, desipramine, maprotiline, nortriptyline and protriptyline; citalopram, duloxetine, fluoxetine, 20 fluvoxamine, paroxetine and sertraline; isocarboxazid, phenelzine, tranylcypromine and selegiline; moclobemide: venlafaxine; aprepitant; bupropion, lithium, nefazodone, trazodone and viloxazine; alprazolam, chlordiazepoxide, clonazepam, chlorazepate, diazepam, halazepam, lorazepam, oxazepam and prazepam; buspirone, flesinoxan, gepirone and ipsapirone, and pharmaceutically acceptable salts thereof.

30 In another embodiment, the subject compound may be employed in combination with anti-Alzheimer's agents; beta-secretase inhibitors; gamma-secretase inhibitors; growth hormone secretagogues; recombinant growth hormone; HMG-CoA reductase inhibitors; NSAID's including ibuprofen; vitamin E; anti-amyloid antibodies; CB-1 receptor antagonists or CB-1 receptor inverse agonists; antibiotics such as doxycycline and rifampin; N-methyl-D- 35 aspartate (NMDA) receptor antagonists, such as memantine; cholinesterase inhibitors such as galantamine, rivastigmine, donepezil, and tacrine; growth hormone secretagogues such as

ibutamoren, ibutamoren mesylate, and capromorelin; histamine H₃ antagonists; AMPA agonists; PDE IV inhibitors; GABA_A inverse agonists; or neuronal nicotinic agonists.

In another embodiment, the subject compound may be employed in combination with sedatives, hypnotics, anxiolytics, antipsychotics, antianxiety agents, cyclopyrrolones, imidazopyridines, pyrazolopyrimidines, minor tranquilizers, melatonin agonists and antagonists, melatonergic agents, benzodiazepines, barbiturates, 5HT-2 antagonists, and the like, such as: adinazolam, allobarbital, alonimid, alprazolam, amitriptyline, amobarbital, amoxapine, bentazepam, benzoctamine, brotizolam, bupropion, busprione, butabarbital, butalbital, capuride, carbocloral, chloral betaine, chloral hydrate, chlordiazepoxide, clomipramine, clonazepam, cloperidone, clorazepate, clorethate, clozapine, cyprazepam, desipramine, dexclamol, diazepam, dichloralphenazone, divalproex, diphenhydramine, doxepin, estazolam, ethchlorvynol, etomidate, fenobam, flunitrazepam, flurazepam, fluvoxamine, fluoxetine, fosazepam, glutethimide, halazepam, hydroxyzine, imipramine, lithium, lorazepam, lormetazepam, maprotiline, mecloqualone, melatonin, mephobarbital, meprobamate, methaqualone, midaflur, midazolam, nefazodone, nisobamate, nitrazepam, nortriptyline, oxazepam, paraldehyde, paroxetine, pentobarbital, perlapine, perphenazine, phenelzine, phenobarbital, prazepam, promethazine, propofol, protriptyline, quazepam, reclazepam, roletamide, secobarbital, sertraline, suproclone, temazepam, thioridazine, tracazolate, tranlycypromaine, trazodone, triazolam, trepipam, tricetamide, triclofos, trifluoperazine, trimetozine, trimipramine, uldazepam, venlafaxine, zaleplon, zolazepam, zolpidem, and salts thereof, and combinations thereof, and the like, or the subject compound may be administered in conjunction with the use of physical methods such as with light therapy or electrical stimulation.

In another embodiment, the subject compound may be employed in combination with levodopa (with or without a selective extracerebral decarboxylase inhibitor such as carbidopa or benserazide), anticholinergics such as biperiden (optionally as its hydrochloride or lactate salt) and trihexyphenidyl (benzhexol) hydrochloride, COMT inhibitors such as entacapone, MOA-B inhibitors, antioxidants, A_{2a} adenosine receptor antagonists, cholinergic agonists, NMDA receptor antagonists, serotonin receptor antagonists and dopamine receptor agonists such as alentemol, bromocriptine, fenoldopam, lisuride, naxagolide, pergolide and pramipexole.

In another embodiment, the subject compound may be employed in combination with acetophenazine, alentemol, benzhexol, bromocriptine, biperiden, chlorpromazine, chlorprothixene, clozapine, diazepam, fenoldopam, fluphenazine, haloperidol, levodopa, levodopa with benserazide, levodopa with carbidopa, lisuride, loxapine, mesoridazine, molindolone, naxagolide, olanzapine, pergolide, perphenazine, pimozide, pramipexole, risperidone, sulpiride, tetrabenazine, trihexyphenidyl, thioridazine, thiothixene or trifluoperazine.

In another embodiment, the subject compound may be employed in combination with a compound from the phenothiazine, thioxanthene, heterocyclic dibenzazepine, butyrophenone, diphenylbutylpiperidine and indolone classes of neuroleptic agent. Suitable examples of phenothiazines include chlorpromazine, mesoridazine, thioridazine, acetophenazine, fluphenazine, perphenazine and trifluoperazine. Suitable examples of thioxanthenes include chlorprothixene and thiothixene. An example of a dibenzazepine is clozapine. An example of a butyrophenone is haloperidol. An example of a diphenylbutylpiperidine is pimozide. An example of an indolone is molindolone. Other neuroleptic agents include loxapine, sulpiride and risperidone.

In another embodiment, the subject compound may be employed in combination with a nicotine agonist or a nicotine receptor partial agonist such as varenicline, opioid antagonists (e.g., naltrexone (including naltrexone depot), antabuse, and nalmefene), dopaminergic agents (e.g., apomorphine), ADD/ADHD agents (e.g., methylphenidate hydrochloride (e.g., Ritalin® and Concerta®), atomoxetine (e.g., Strattera®), a monoamine oxidase inhibitor (MAOI), amphetamines (e.g., Adderall®) and anti-obesity agents, such as apo-B/MTP inhibitors, 11Beta-hydroxy steroid dehydrogenase-1 (11Beta-HSD type 1) inhibitors, peptide YY3-36 or analogs thereof, MCR-4 agonists, CCK-A agonists, monoamine reuptake inhibitors, sympathomimetic agents, β 3 adrenergic receptor agonists, dopamine receptor agonists, melanocyte-stimulating hormone receptor analogs, 5-HT2c receptor agonists, melanin concentrating hormone receptor antagonists, leptin, leptin analogs, leptin receptor agonists, galanin receptor antagonists, lipase inhibitors, bombesin receptor agonists, neuropeptide-Y receptor antagonists (e.g., NPY Y5 receptor antagonists), thyromimetic agents, dehydroepiandrosterone or analogs thereof, glucocorticoid receptor antagonists, other orexin receptor antagonists, glucagon-like peptide-1 receptor agonists, ciliary neurotrophic factors, human agouti-related protein antagonists, ghrelin receptor antagonists, histamine 3 receptor antagonists or inverse agonists, and neuromedin U receptor agonists, and pharmaceutically acceptable salts thereof.

In another embodiment, the subject compound may be employed in combination with an anorectic agent such as aminorex, amphetamine, benzphetamine, chlorphentermine, clobenzorex, cloforex, clominorex, clortermine, cyclohexedrine, dexfenfluramine, dextroamphetamine, diethylpropion, diphenmethoxidine, N-ethylamphetamine, fenbutrazate, fenfluramine, fenisorex, fenproporex, fludorex, fluminorex, furfurylmethylamphetamine, levamfetamine, levophacetoperane, mazindol, mefenorex, metamfepramone, methamphetamine, norpseudoephedrine, pentorex, phendimetrazine, phenmetrazine, phentermine, phenylpropanolamine, picilorex and sibutramine; selective serotonin reuptake inhibitor (SSRI); halogenated amphetamine derivatives, including

chlorphentermine, cloforex, clortermine, dexfenfluramine, fenfluramine, picilorex and sibutramine; and pharmaceutically acceptable salts thereof.

In another embodiment, the subject compound may be employed in combination with an opiate agonist, a lipoxygenase inhibitor, such as an inhibitor of 5-lipoxygenase, a cyclooxygenase inhibitor, such as a cyclooxygenase-2 inhibitor, an interleukin inhibitor, such as an interleukin-1 inhibitor, an NMDA antagonist, an inhibitor of nitric oxide or an inhibitor of the synthesis of nitric oxide, a non-steroidal antiinflammatory agent, or a cytokine-suppressing antiinflammatory agent, for example with a compound such as acetaminophen, aspirin, codeine, fentanyl, ibuprofen, indomethacin, ketorolac, morphine, naproxen, phenacetin, piroxicam, a steroidal analgesic, sufentanyl, sunlindac, tenidap, and the like. Similarly, the subject compound may be administered with a pain reliever; a potentiator such as caffeine, an H₂-antagonist, simethicone, aluminum or magnesium hydroxide; a decongestant such as phenylephrine, phenylpropanolamine, pseudophedrine, oxymetazoline, ephinephrine, naphazoline, xylometazoline, propylhexedrine, or levo-desoxy-ephedrine; an antiitussive such as codeine, hydrocodone, caramiphen, carbetapentane, or dextramethorphan; a diuretic; and a sedating or non-sedating antihistamine.

The compounds of the present invention may be administered by oral, parenteral (e.g., intramuscular, intraperitoneal, intravenous, ICV, intracisternal injection or infusion, subcutaneous injection, or implant), by inhalation spray, nasal, vaginal, rectal, sublingual, or topical routes of administration and may be formulated, alone or together, in suitable dosage unit formulations containing conventional non-toxic pharmaceutically acceptable carriers, adjuvants and vehicles appropriate for each route of administration. In addition to the treatment of warm-blooded animals such as mice, rats, horses, cattle, sheep, dogs, cats, monkeys, etc., the compounds of the invention are effective for use in humans.

The pharmaceutical compositions for the administration of the compounds of this invention may conveniently be presented in dosage unit form and may be prepared by any of the methods well known in the art of pharmacy. All methods include the step of bringing the active ingredient into association with the carrier which constitutes one or more accessory ingredients. In general, the pharmaceutical compositions are prepared by uniformly and intimately bringing the active ingredient into association with a liquid carrier or a finely divided solid carrier or both, and then, if necessary, shaping the product into the desired formulation. In the pharmaceutical composition the active object compound is included in an amount sufficient to produce the desired effect upon the process or condition of diseases. As used herein, the term "composition" is intended to encompass a product comprising the specified ingredients in the specified amounts, as well as any product which results, directly or indirectly, from combination of the specified ingredients in the specified amounts.

Pharmaceutical compositions intended for oral use may be prepared according to any method known to the art for the manufacture of pharmaceutical compositions and such compositions may contain one or more agents selected from the group consisting of sweetening agents, flavoring agents, coloring agents and preserving agents in order to provide

5 pharmaceutically elegant and palatable preparations. Tablets contain the active ingredient in admixture with non-toxic pharmaceutically acceptable excipients which are suitable for the manufacture of tablets. These excipients may be for example, inert diluents, such as calcium carbonate, sodium carbonate, lactose, calcium phosphate or sodium phosphate; granulating and disintegrating agents, for example, corn starch, or alginic acid; binding agents, for example

10 starch, gelatin or acacia, and lubricating agents, for example magnesium stearate, stearic acid or talc. The tablets may be uncoated or they may be coated by known techniques to delay disintegration and absorption in the gastrointestinal tract and thereby provide a sustained action over a longer period. Compositions for oral use may also be presented as hard gelatin capsules wherein the active ingredient is mixed with an inert solid diluent, for example, calcium

15 carbonate, calcium phosphate or kaolin, or as soft gelatin capsules wherein the active ingredient is mixed with water or an oil medium, for example peanut oil, liquid paraffin, or olive oil. Aqueous suspensions contain the active materials in admixture with excipients suitable for the manufacture of aqueous suspensions. Oily suspensions may be formulated by suspending the active ingredient in a suitable oil. Oil-in-water emulsions may also be employed. Dispersible

20 powders and granules suitable for preparation of an aqueous suspension by the addition of water provide the active ingredient in admixture with a dispersing or wetting agent, suspending agent and one or more preservatives. Pharmaceutical compositions of the present compounds may be in the form of a sterile injectable aqueous or oleagenous suspension. The compounds of the present invention may also be administered in the form of suppositories for rectal administration.

25 For topical use, creams, ointments, jellies, solutions or suspensions, etc., containing the compounds of the present invention may be employed. The compounds of the present invention may also be formulated for administered by inhalation. The compounds of the present invention may also be administered by a transdermal patch by methods known in the art.

Several methods for preparing the compounds of this invention are illustrated in

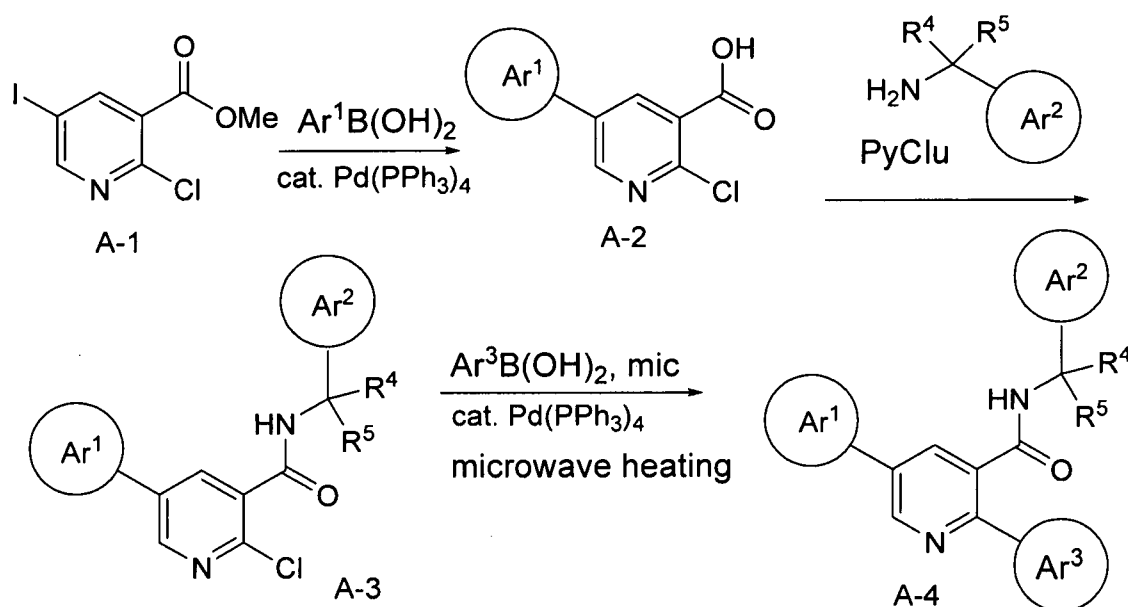
30 the following Schemes and Examples. Starting materials are made according to procedures known in the art or as illustrated herein. The following abbreviations are used herein: Me: methyl; Et: ethyl; t-Bu: *tert*-butyl; Ar: aryl; Ph: phenyl; Bn: benzyl; Ac: acetyl; ACN: acetonitrile; THF: tetrahydrofuran; DEAD: diethylazodicarboxylate; DIPEA: N,N-diisopropylethylamine; NMM: N-methylmorpholine; DMSO: dimethylsulfoxide; EDC: N-(3-

35 Dimethylaminopropyl)-N'-ethylcarbodiimide; HOBt: hydroxybenzotriazole hydrate; Boc: *tert*-butyloxy carbonyl; Et₃N: triethylamine; DCM: dichloromethane; DCE: dichloroethane; BSA: bovine serum albumin; TFA: trifluoroacetic acid; DMF: N,N-dimethylformamide; MTBE: methyl

tert-butyl ether; SOCl₂: thionyl chloride; CDI: carbonyl diimidazole; PyClu: 1-(chloro-1-pyrrolidinylmethylene)-pyrrolidinium hexafluorophosphate; T3P: 1-propylphosphonic acid cyclic anhydride; rt: room temperature; HPLC: high performance liquid chromatography. The compounds of the present invention can be prepared in a variety of fashions.

5 In some cases the final product may be further modified, for example, by manipulation of substituents. These manipulations may include, but are not limited to, reduction, oxidation, alkylation, acylation, and hydrolysis reactions which are commonly known to those skilled in the art. In some cases the order of carrying out the foregoing reaction schemes may be varied to facilitate the reaction or to avoid unwanted reaction products. The following examples are provided so that the invention might be more fully understood. These examples are illustrative only and should not be construed as limiting the invention in any way.

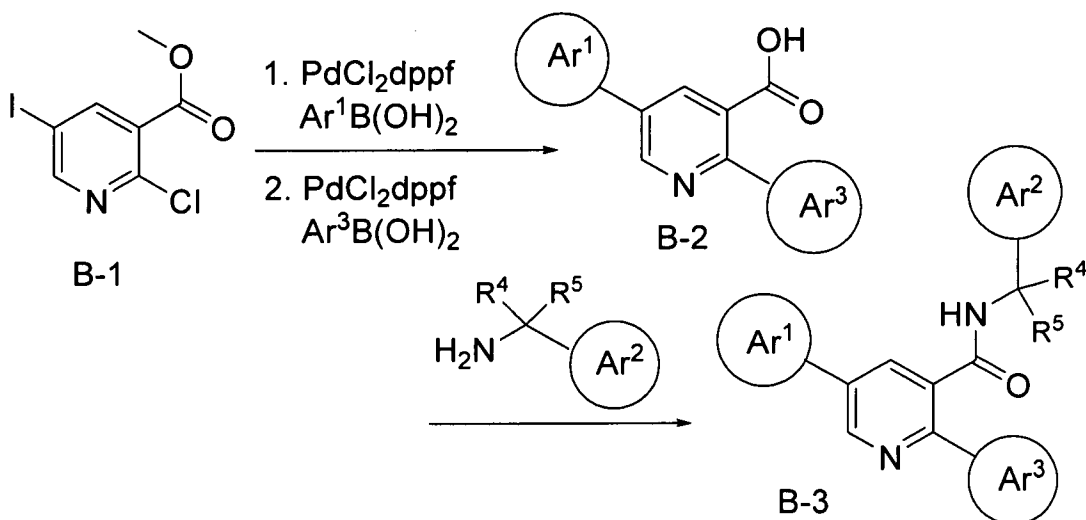
SCHEME A



15 5-Aryl-2-chloronicotinic acids (**A-2**) are synthesized via Suzuki coupling reactions on **A-1** with aryl boronic under standard conditions followed by hydrolysis. **A-2** are coupled to amines using **PyClu** to give **A-3**. Coupling of **A-3** with boronic acids using standard Suzuki coupling conditions under microwave heating affords **A-4**.

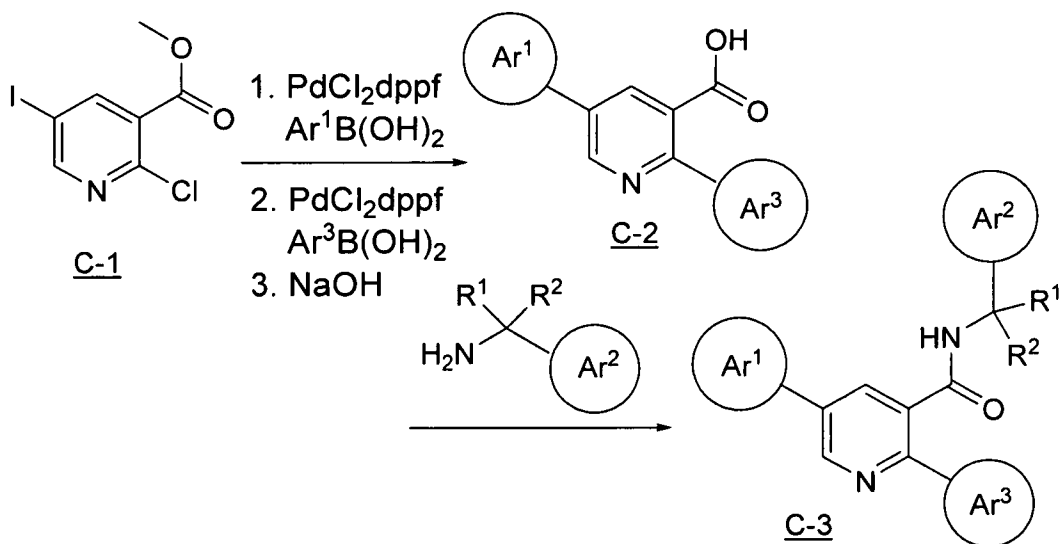
20

SCHEME B



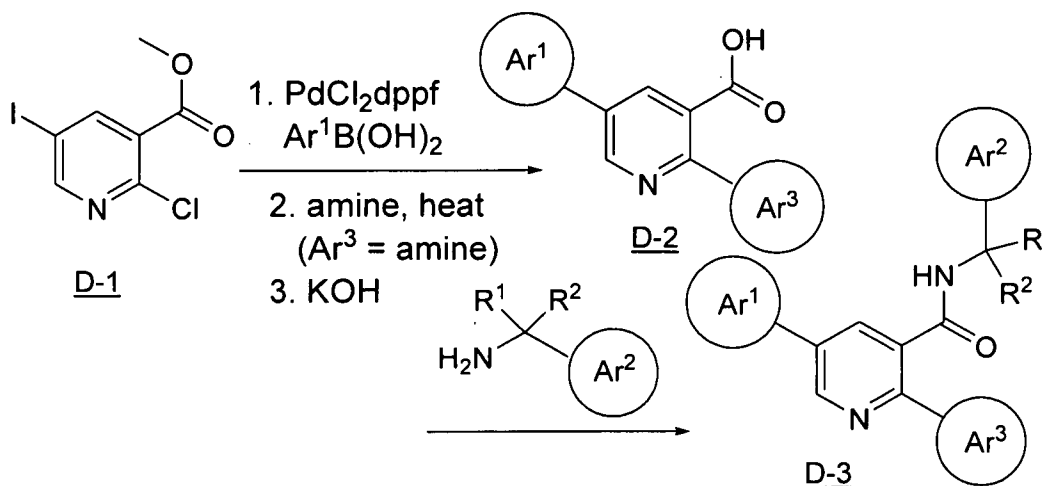
2,5-Disubstituted nicotinic acids (B-2) can be synthesized via B-1 by selective Suzuki coupling on the 5-position followed by another Suzuki coupling on the 2-position and in situ hydrolysis. Compounds such as B-2 can be advanced to final compounds through amide coupling to afford B-3.

SCHEME C



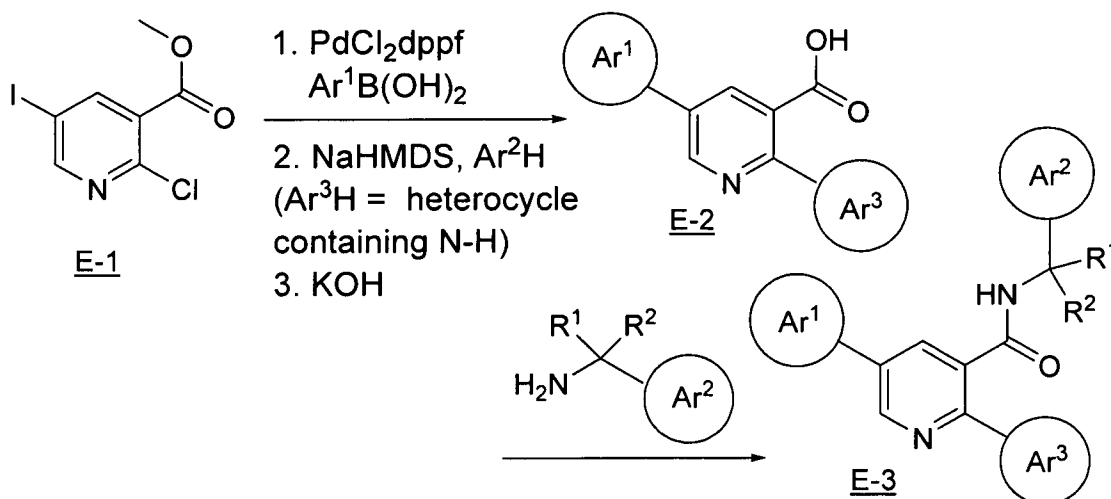
2,5-Disubstituted nicotinic acids (C-2) can be synthesized via C-1 by selective Suzuki coupling on the 5-position followed by another Suzuki coupling on the 2-position followed by basic hydrolysis. Compounds such as C-2 can be advanced to final compounds through amide coupling to afford C-3.

SCHEME D



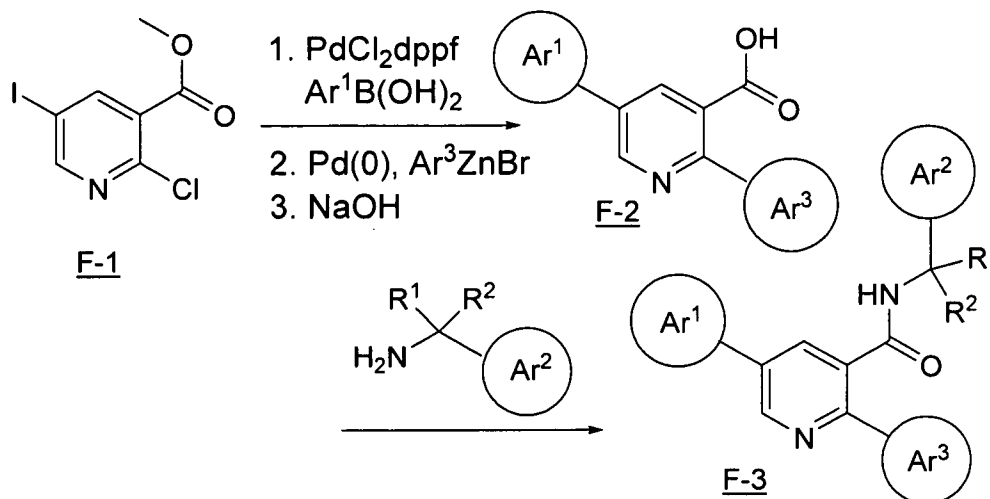
2,5-Disubstituted nicotinic acids (D-2) can be synthesized via D-1 by selective Suzuki coupling on the 5-position followed by nucleophilic substitution on the 2-position and hydrolysis of the ester. Compounds such as D-2 can be advanced to final compounds through amide coupling to afford D-3.

SCHEME E



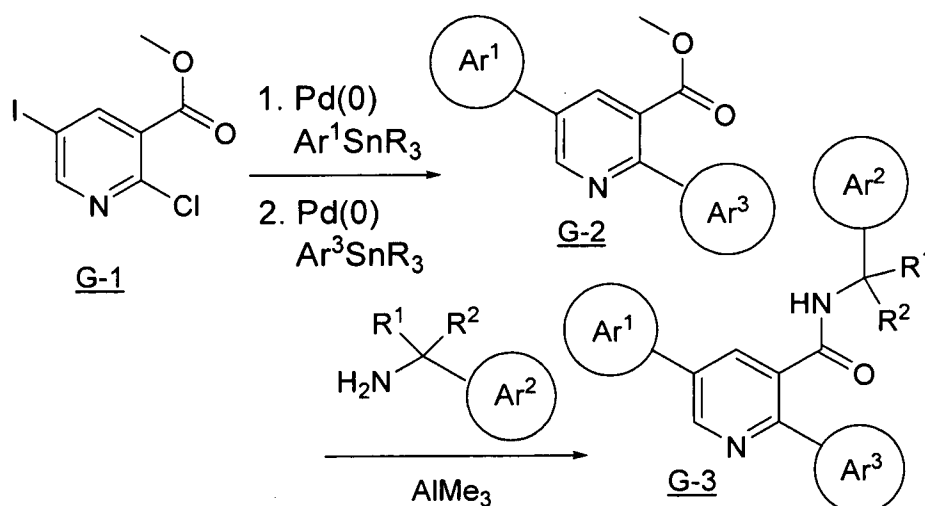
2,5-Disubstituted nicotinic acids (E-2) can be synthesized via E-1 by selective Suzuki coupling on the 5-position followed by nucleophilic substitution with N-H containing heterocycles on the 2-position. Hydrolysis of the ester affords E-2. Compounds such as E-2 can be advanced to final compounds through amide coupling to afford E-3.

SCHEME F



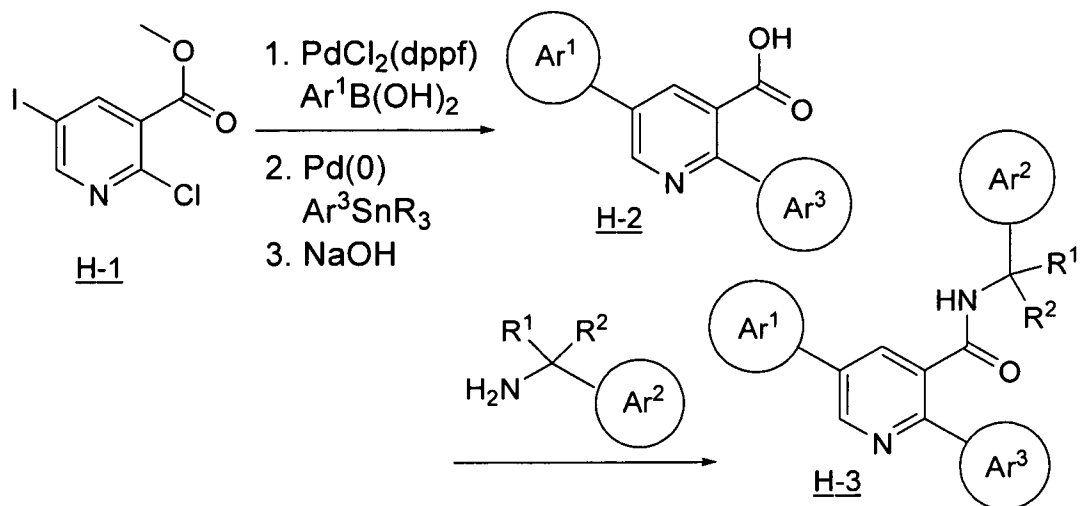
2,5-Disubstituted nicotinic acids (**F-2**) can be synthesized via **F-1** by selective Suzuki coupling on the 5-position followed by Negishi coupling on the 2-position. Hydrolysis of the ester affords **F-2**. Compounds such as **F-2** can be advanced to final compounds through amide coupling to afford **F-3**.

SCHEME G



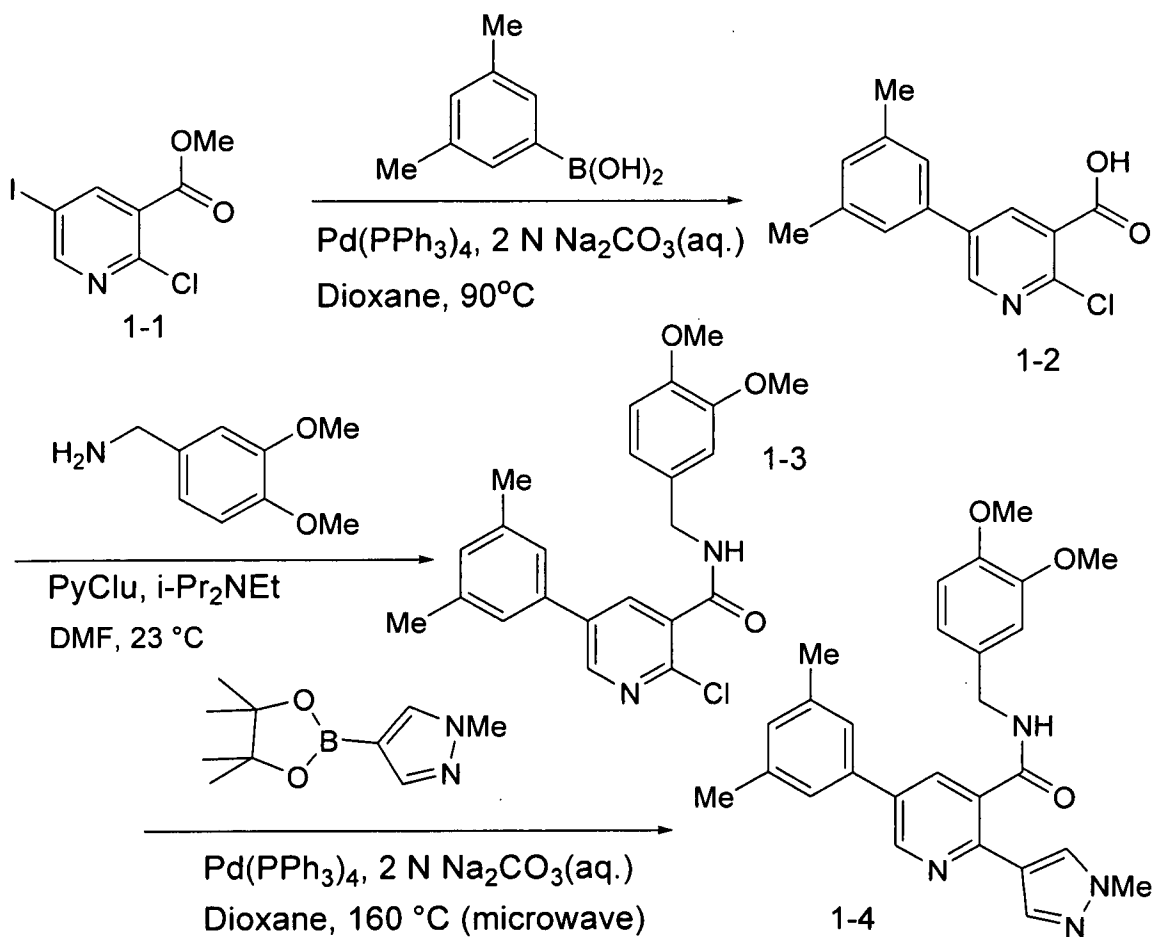
2,5-Disubstituted nicotinic esters (**G-2**) can be synthesized via **G-1** by selective Stille coupling on the 5-position followed by another Stille coupling on the 2-position. Compounds such as **G-2** can be advanced to final compounds through transamination mediated by trimethylaluminum to afford **G-3**.

SCHEME H



2,5-Disubstituted nicotinic acids (H-2) can be synthesized via F-1 by selective Suzuki coupling on the 5-position followed by Stille coupling on the 2-position. Hydrolysis of the ester affords H-2. Compounds such as H-2 can be advanced to final compounds through amide coupling to afford H-3.

EXAMPLE 1



2-Chloro-5-(3,5-dimethylphenyl)nicotinic acid (1-2)

To a deoxygenated solution of methyl 2-chloro-5-iodonicotinate (1-1, 2.01 g, 6.72 mmol, 1 equiv) and 3,5-dimethylphenylboronic acid (1.01 g, 6.72 mmol, 1.00 equiv) in dioxane (250 mL) was added tetrakis(triphenylphosphine)palladium(0) (155 mg, 0.134 mmol) and 2 N aqueous sodium bicarbonate solution (16.8 mL, 33.6 mmol, 5.00 equiv) and the reaction mixture was heated at 90 °C for 48 hours. The reaction mixture was allowed to cool to 23 ° C, then partitioned between ethyl acetate (500 mL) and saturated aqueous sodium bicarbonate solution (500 mL). The aqueous layer was filtered and acidified to pH 2 with concentrated hydrochloric acid. The resulting precipitate was collected by filtration washed with water (2 x 100 mL) and air dried to afford 2-chloro-5-(3,5-dimethylphenyl)nicotinic acid (1-2) as an off white solid. LRMS *m/z* (M+H) 262.3 found, 262.1 required.

2-Chloro-N-(3,4-dimethoxybenzyl)-5-(3,5-dimethylphenyl)nicotinamide (1-3)

To a solution of 2-chloro-5-(3,5-dimethylphenyl)nicotinic acid (1-2, 0.200 g, 0.764 mmol, 1 equiv) and 3,4-dimethoxybenzylamine (0.319g, 1.91 mmol, 2.50 equiv) in DMF (5 mL) was added 1-(chloro-1-pyrrolidinylmethylene)-pyrrolidinium hexafluorophosphate (PyClu, 0.383 mg, 1.15 mmol, 1.51 equiv), and diisopropylethylamine (0.667 mL, 3.82 mmol, 5.00 equiv). The resulting mixture was stirred at 23 ° C for 20 hours. The reaction mixture was filtered and purified via reverse phase liquid chromatography (H₂O/CH₃CN gradient w/ 0.1 % TFA present). The desired fractions were partitioned between saturated aqueous sodium bicarbonate solution and ethyl acetate (2 x 50 mL). The combined organic layers were washed with brine then dried over sodium sulfate and concentrated to give 2-chloro-N-(3,4-dimethoxybenzyl)-5-(3,5-dimethylphenyl)nicotinamide (1-3) as a white powder. LRMS *m/z* (M+H) 262.3 found, 262.1 required.

N-(3,4-Dimethoxybenzyl)-5-(3,5-dimethylphenyl)-2-(1-methyl-1H-pyrazol-4-yl)nicotinamide (1-4)

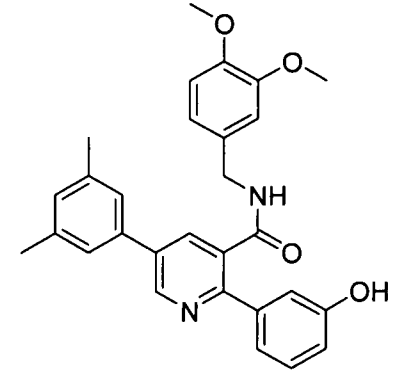
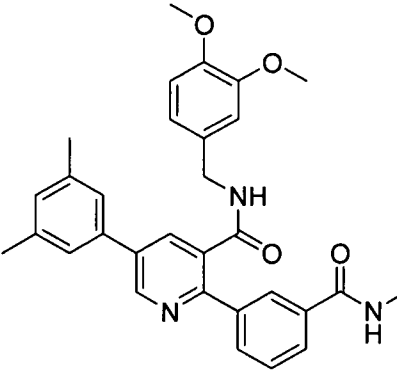
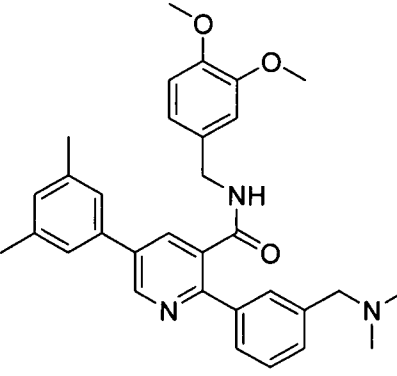
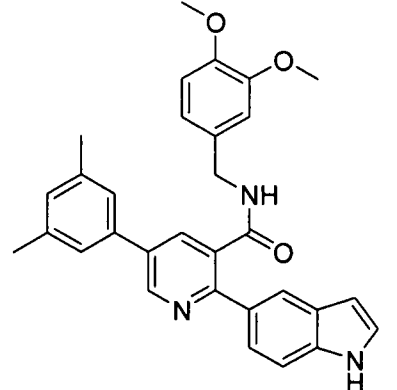
To a solution of 2-chloro-N-(3,4-dimethoxybenzyl)-5-(3,5-dimethylphenyl)nicotinamide (1-3, 50.0 mg, 0.122 mmol) and 1-methyl-4-(4,4,5,5-tetramethyl-1,3,2-dioxaborolan-2-yl)-1H-pyrazole (25.3 mg, 0.122 mmol) in dioxanes (3 mL) was added tetrakis(triphenylphosphine)palladium(0) (7.03 mg, 6.08 μmol) and 2 N aqueous sodium bicarbonate solution (0.304 mL, 0.608 mmol). Under microwave heating the deoxygenated mixture was held at 160 °C for 1 h. The reaction mixture was filtered and concentrated to

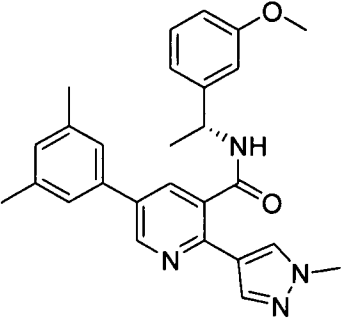
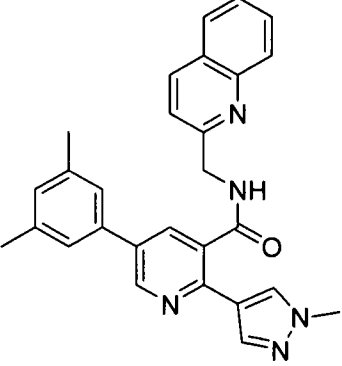
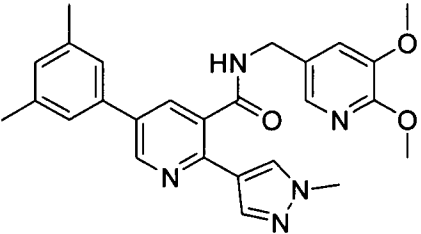
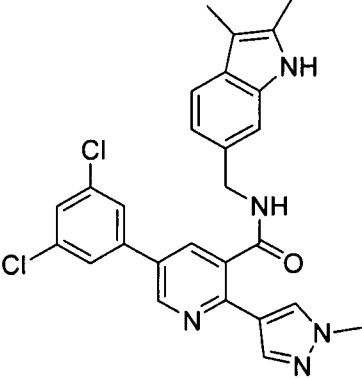
dryness. A solid residue was triturated with ethyl acetate (4 mL), collected by filtration, washed with water (10 mL) and air dried to afford *N*-(3,4-dimethoxybenzyl)-5-(3,5-dimethylphenyl)-2-(1-methyl-1*H*-pyrazol-4-yl)nicotinamide (1-4). ¹H NMR (300 MHz, DMSO) δ 9.09 (t, 1H, *J* = 5.8 Hz), 8.87 (d, 1H, *J* = 1.8 Hz), 7.92 (d, 1H, *J* = 1.8 Hz), 7.82 (d, 1H, *J* = 9.8 Hz), 7.39 (s, 2H), 7.06 (s, 1H), 6.92 (m, 3H), 4.29 (d, 2H, *J* = 5.3 Hz), 3.74 (m, 6H), 3.32 (s, 3H), 2.35 (s, 3H). HRMS *m/z* (M+H) 457.2242 found, 457.2234 required.

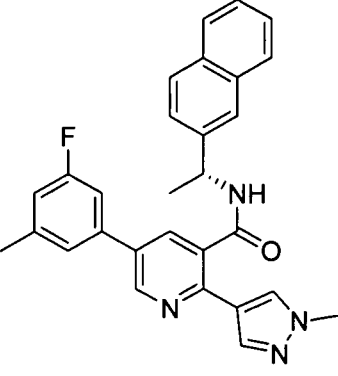
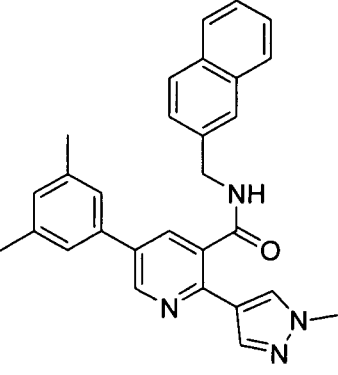
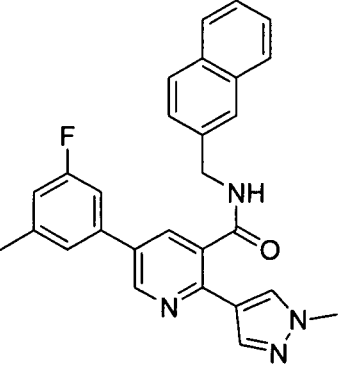
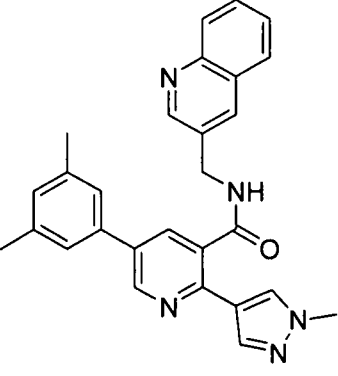
TABLE 1

The following compounds were prepared using the foregoing methodology, but substituting the appropriately substituted reagent, as described in the foregoing Reaction Schemes and Examples. The requisite starting materials were commercially available, described in the literature or readily synthesized by one skilled in the art of organic synthesis without undue experimentation.

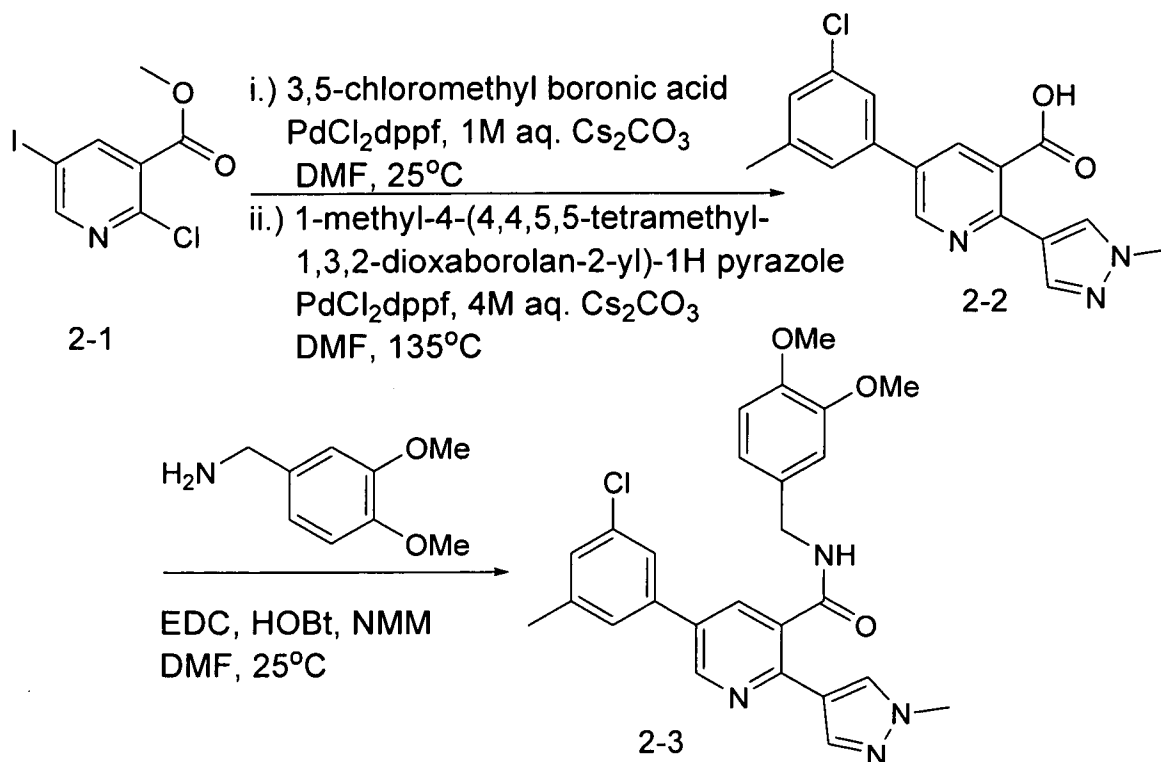
Cmp	Structure	Name	HRMS <i>m/z</i> (M+H)
1-5		<i>N</i> -(3,4-dimethoxybenzyl)-5-(3,5-dimethylphenyl)-6'-fluoro-2,3'-bipyridine-3-carboxamide	472.2025 found, 472.2031 required.
1-6		<i>N</i> -(3,4-dimethoxybenzyl)-5-(3,5-dimethylphenyl)-2-quinolin-3-ylnicotinamide	504.2286 found, 504.2282 required.

1-7		<p><i>N</i>-(3,4-dimethoxybenzyl)-5-(3,5-dimethylphenyl)-2-(3-hydroxyphenyl)nicotinamide</p>	<p>469.2119 found, 469.2122 required.</p>
1-8		<p><i>N</i>-(3,4-dimethoxybenzyl)-5-(3,5-dimethylphenyl)-2-{3-[(methylamino)carbonyl]phenyl}nicotinamide</p>	<p>510.2406 found, 510.2388 required.</p>
1-9		<p><i>N</i>-(3,4-dimethoxybenzyl)-2-{3-[(dimethylamino)methyl]phenyl}-5-(3,5-dimethylphenyl)nicotinamide</p>	<p>510.2748 found, 510.2753 required.</p>
1-10		<p><i>N</i>-(3,4-dimethoxybenzyl)-5-(3,5-dimethylphenyl)-2-(1<i>H</i>-indol-5-yl)nicotinamide</p>	<p>492.2289 found, 492.2282 required.</p>

1-11		5-(3,5-dimethylphenyl)- <i>N</i> -[(1 <i>R</i>)-1-(3-methoxyphenyl)ethyl]-2-(1-methyl-1 <i>H</i> -pyrazol-4-yl)nicotinamide	441.2298 found, 441.2285 required.
1-12		5-(3,5-dimethylphenyl)-2-(1-methyl-1 <i>H</i> -pyrazol-4-yl)- <i>N</i> -(quinolin-2-ylmethyl)nicotinamide	448.2138 found, 448.2132 required.
1-13		<i>N</i> -[(5,6-dimethoxypyridin-3-yl)methyl]-5-(3,5-dimethylphenyl)-2-(1-methyl-1 <i>H</i> -pyrazol-4-yl)nicotinamide	458.2195 found, 458.2187 required.
1-14		5-(3,5-dichlorophenyl)- <i>N</i> -[(2,3-dimethyl-1 <i>H</i> -indol-6-yl)methyl]-2-(1-methyl-1 <i>H</i> -pyrazol-4-yl)nicotinamide	504.1366 found, 504.1353 required.

1-15		5-(3-fluoro-5-methylphenyl)-2-(1-methyl-1 <i>H</i> -pyrazol-4-yl)- <i>N</i> -[(1 <i>R</i>)-1-(2-naphthyl)ethyl]nicotinamide	465.2098 found, 465.2085 required.
1-16		5-(3,5-dimethylphenyl)-2-(1-methyl-1 <i>H</i> -pyrazol-4-yl)- <i>N</i> -(2-naphthylmethyl)nicotinamide	447.2190 found, 447.2180 required.
1-17		5-(3-fluoro-5-methylphenyl)-2-(1-methyl-1 <i>H</i> -pyrazol-4-yl)- <i>N</i> -(2-naphthylmethyl)nicotinamide	451.1944 found, 451.1929 required.
1-18		5-(3,5-dimethylphenyl)-2-(1-methyl-1 <i>H</i> -pyrazol-4-yl)- <i>N</i> -(quinolin-3-ylmethyl)nicotinamide	448.2134 found, 448.2132 required.

EXAMPLE 2



5-(3-Chloro-5-methylphenyl)-2-(1-methyl-1H-pyrazol-4-yl) nicotinic acid (2-2)

To a solution of methyl 2-chloro-5-iodonicotinate (2-1, 1.00 g, 3.36 mmol) in dimethylformamide (15 mL) at 25°C was added 3-chloro-5-methylboronic acid (0.573 g, 3.36 mmol; synthesized via procedures found in *Org. Lett.* 2007, 9, 757-760), PdCl₂dppf (0.246 g, 0.336 mmol) followed by 1M aqueous cesium carbonate (13.5 mL, 13.5 mmol) and the system was stirred for 4h at 25°C. The system was partitioned between water and EtOAc, and dried over magnesium sulfate. Filtration and concentration yielded a brown solid which upon trituration with ether afforded a tan solid. To this tan solid (0.05 g, 0.169 mmol) in dimethylformamide (0.8 mL) at 25°C was added 1-methyl-4-(4,4,5,5-tetramethyl-1,3,2-dioxaborolan-2-yl)-1H pyrazole (0.038 g, 0.186 mmol), PdCl₂dppf (0.012 g, 0.017 mmol) followed by 4M aqueous cesium carbonate (0.67 mL, 0.675 mmol) and the system was stirred for 15 minutes at 135°C in the microwave. The system was partitioned between water and EtOAc. The aqueous layer was then acidified using 25% citric acid to a pH of 3, extracted with EtOAc and the organic layer was dried over magnesium sulfate. Filtration and concentration afforded the title compound (2-2) as a cream solid. ESI+ MS [M+H]⁺ C₁₇H₁₄ClN₃O₂ = 328.0.

5-(3-Chloro-5-methylphenyl)-N-(3,4-dimethoxybenzyl)-2-(1-methyl-1H-pyrazol-4-yl) nicotinamide (2-3)

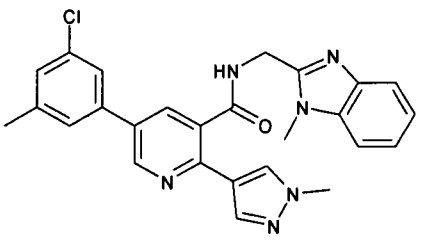
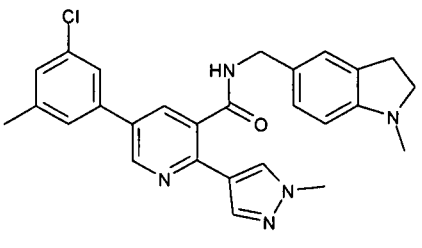
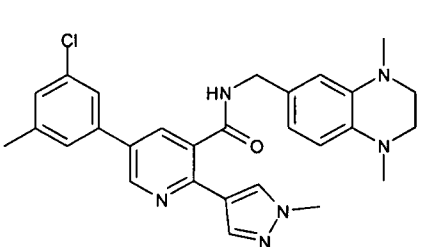
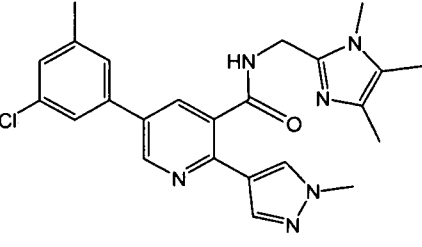
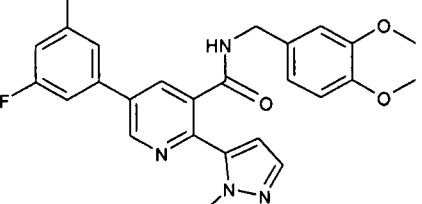
To a solution of 5-(3-chloro-5-methylphenyl)-2-(1-methyl-1H-pyrazol-4-yl) nicotinic acid (2-2, 0.050 g, 0.153 mmol) and 3,4-dimethoxybenzylamine (0.099g, 0.595 mmol) in dimethylformamide (1 mL) was added EDC (0.132 g, 0.686 mmol), HOBt (0.105 g, 0.686 mmol) followed by N-methylmorpholine (0.250 mL, 2.28 mmol) and the system was stirred at 25°C overnight. The reaction mixture was partitioned between ethyl acetate and water, washed with saturated sodium carbonate and dried over magnesium sulfate. The reaction mixture was filtered and purified via normal phase chromatography (0→5% MeOH in DCM) to afford the title compound (2-3) as a bone-colored powder. ¹H NMR (500 MHz, CDCl₃) δ 8.81 (d, *J*=2.5Hz, 1H), 7.99 (s, 1H), 7.92 (d, *J*=2.5Hz, 1H), 7.78 (s, 1H), 7.38 (s, 1H), 7.28 (m, 2H), 7.23 (s, 1H), 6.84 (s, 2H), 6.06 (m, 1H), 4.55 (d, *J*=6Hz, 2H), 3.88(s, 3H), 3.87(s, 3H), 3.86(s, 3H), 2.42 (s, 3H). HRMS [M+H] C₂₆H₂₅ClN₄O₃ calc'd 477.1688, found 477.1682.

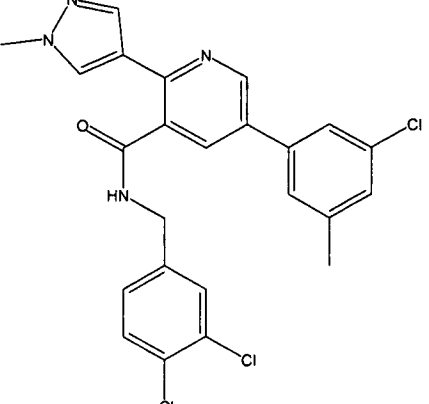
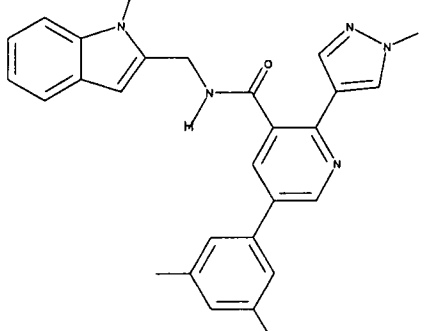
TABLE 2

The following compounds were prepared using the foregoing methodology, but substituting the appropriately substituted reagent, as described in the foregoing Reaction Schemes and Examples. The requisite starting materials were commercially available, described in the literature or readily synthesized by one skilled in the art of organic synthesis without undue experimentation.

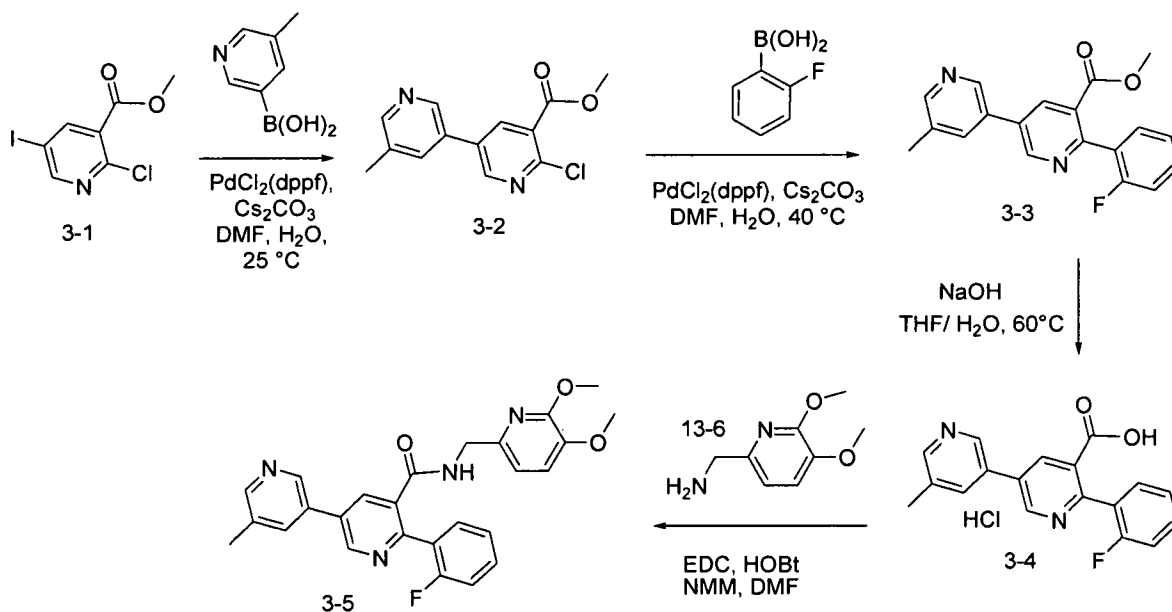
Cmp	Structure	Name	HRMS <i>m/z</i> (M+H)
<u>2-4</u>		5-(3,5-fluoromethylphenyl)- <i>N</i> -[1-(3,4-dimethoxyphenyl)ethyl]-2-(1-methyl-1H-pyrazol-4-yl)nicotinamide	475.2128 found, 475.2140 required.
<u>2-5</u>		5-(3,5-fluoromethylphenyl)- <i>N</i> -(3,4-dimethoxybenzyl)-2-(1-methyl-1H-pyrazol-4-yl)nicotinamide	461.1962 found, 461.1984 required.

2-6		5-(3,5-chloromethylphenyl)- <i>N</i> -[(2,3-dimethyl-1- <i>H</i> -indol-5-yl)methyl]-2-(1-methyl-1 <i>H</i> -pyrazol-4-yl)nicotinamide	484.1880 found, 484.1899 required.
2-7		5-(3,5-chloromethylphenyl)- <i>N</i> -(2-naphthylmethyl)-2-(1-methyl-1 <i>H</i> -pyrazol-4-yl)nicotinamide	HRMS <i>m/z</i> (M+H) 467.1643 found, 467.1633 required.
2-8		5-(3,5-fluoromethylphenyl)- <i>N</i> -(3,4-dimethoxybenzyl)-2-pyridazin-3-yl-nicotinamide	459.1859 found, 459.1827 required.
2-9		5-(3,5-chloromethylphenyl)- <i>N</i> -(3,4-dichlorobenzyl)-2-(1-methyl-1 <i>H</i> -pyrazol-4-yl)nicotinamide	485.0706 found, 485.0697 required.
2-10		5-(3,5-fluoromethylphenyl)- <i>N</i> -[1-(3,4-dimethoxyphenyl)ethyl]-6'-fluoro-2,3'-bipyridine-3-carboxamide	490.1916 found, 490.1937 required.
2-11		5-(3,5-dichlorophenyl)- <i>N</i> -(3,4-dimethoxybenzyl)-5'-chloro-2,3'-bipyridine-3-carboxamide	528.0620 found, 528.0643 required.

<u>2-12</u>		5-(3,5-chloromethylphenyl)- <i>N</i> -[(1-methyl-1H-benzimidazol-2-yl)methyl]-2-(1-methyl-1H-pyrazol-4-yl)nicotinamide	471.1711 found, 471.1695 required.
<u>2-13</u>		5-(3,5-chloromethylphenyl)- <i>N</i> -[(1-methyl-2,3-dihydro-1H-indol-5-yl)methyl]-2-(1-methyl-1H-pyrazol-4-yl)nicotinamide	472.1915 found, 472.1899 required.
<u>2-14</u>		5-(3,5-chloromethylphenyl)- <i>N</i> -[(1,4-dimethyl-1,2,3,4-tetrahydroquinoxalin-6-yl)methyl]-2-(1-methyl-1H-pyrazol-4-yl)nicotinamide	480.1687 found, 480.1694 required.
<u>2-15</u>		5-(3,5-chloromethylphenyl)- <i>N</i> -[(1,4,5-trimethyl-1H-imidazol-2-yl)methyl]-2-(1-methyl-1H-pyrazol-4-yl)nicotinamide	449.1850 found, 449.1851 required.
<u>2-16</u>		5-(3,5-fluoromethylphenyl)- <i>N</i> -[(3,4-dimethoxybenzyl)-2-(1-methyl-1H-pyrazol-5-yl)nicotinamide	461.1995 found, 461.1984 required.

2-17		5-(3,5-chloromethylphenyl)- <i>N</i> -(3,4-dihydroxybenzyl)-2-(1-methyl-1H-pyrazol-4-yl)nicotinamide	483.1695 found, 483.1695 required.
2-18		5-(3,5-chloromethylphenyl)- <i>N</i> -[(1-methyl-1H-indol-2-yl)methyl]-2-(1-methyl-1H-pyrazol-4-yl)nicotinamide	470.1731 found, 470.1742 required.

EXAMPLE 3

Methyl 6-chloro-5'-methyl-3,3'-bipyridine-5-carboxylate (3-2)

- 5 To a solution of methyl 2-chloro-5-iodonicotinate (3-1, 22g, 74.0 mmol) in dimethylformamide (296 mL) at 0°C (ice bath) was added 3-methyl-5-pyridylboronic acid (10.13 g, 74.0 mmol), PdCl₂dppf (5.41 g, 7.40 mmol) followed by cesium carbonate (84 g, 259 mmol)

and water (13.32 mL, 740 mmol) and the system was stirred overnight as the ice bath warmed to room temperature. The system was partitioned between water and EtOAc, extracted 3x with EtOAc, combined organics were washed with brine and dried over magnesium sulfate. Filtration and concentration yielded a brown oil which upon purification via normal phase chromatography (0→100% EtOAc in Hx) afforded the title compound (3-2) as an off-white solid. ESI+ MS [M+H]⁺ C₁₃H₁₁ClN₂O₂ = 262.9.

Methyl 6-(2-fluorophenyl)-5'-methyl-3,3'-bipyridine-5-carboxylate (3-3)

To a solution of methyl 6-chloro-5'-methyl-3,3'-bipyridine-5-carboxylate (3-2, 4.25 g, 16.16 mmol) in degassed dimethylformamide (81 mL) at 25°C was added 2-fluorophenylboronic acid (2.94 g, 21.01 mmol), PdCl₂dppf (1.18 g, 1.62 mmol) and 4M aqueous cesium carbonate (10.1 mL, 40.4 mmol). The reaction flask was purged with nitrogen, sealed and stirred for 4 hours at 40°C. The crude reaction mixture was partitioned between water and EtOAc, separating layers and washing the organic layer with saturated sodium bicarbonate solution and brine. The solvent was removed by rotary evaporation and the crude product was taken up in DCM (40 mL). Quadrapure TU (6 g) was added and the mixture was stirred overnight at room temperature. Filtration and concentration afforded the title compound (3-3) as a solid. ESI+ MS [M+H]⁺ C₁₉H₁₅FN₂O₂ = 323.1.

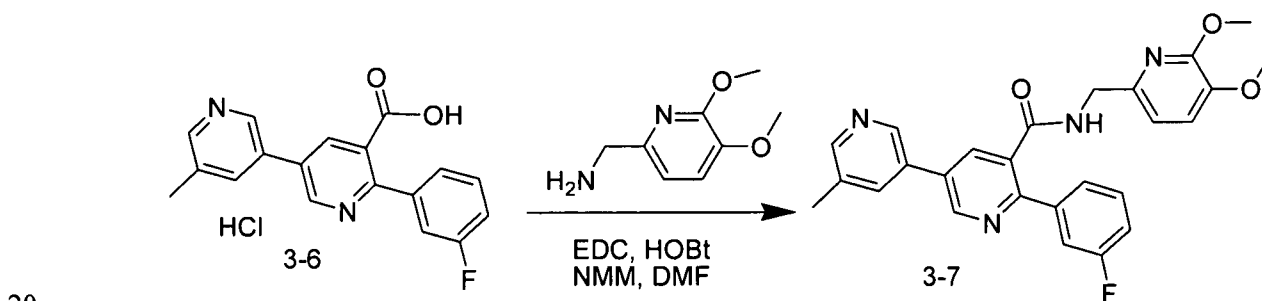
6-(2-fluorophenyl)-5'-methyl-3,3'-bipyridine-5-carboxylic acid hydrochloride (3-4)

To a solution of methyl 6-(2-fluorophenyl)-5'-methyl-3,3'-bipyridine-5-carboxylate (3-3, 5.57 g, 17.28 mmol) in THF/water (84 mL; 5:1) was added 10M sodium hydroxide solution (3.46 mL, 34.6 mmol) and the reaction was stirred at 60°C overnight. The reaction mixture was diluted with water, filtered and concentrated. The crude product was taken up in DMF/DMSO/CH₃CN/water (72 mL; 2:2:1:0.5), filtered and purified by reverse phase preparative chromatography (5-40% acetonitrile in water with 0.1% TFA buffer). The clean fractions were pooled and evaporated to give the TFA salt as a white solid. This material was taken up in a minimal amount of THF/acetonitrile and ethyl ether saturated with HCl was added, forming a white precipitate. The solvent was decanted away after centrifugation of the suspension. This was repeated 2 more times, once with HCl/ether and then with diethyl ether. After the final decant, the solids were dried under high vacuum to afford the title compound (3-4) as the HCl salt. ESI+ MS [M+H]⁺ C₁₈H₁₃FN₂O₂·HCl = 309.1.

N-[(5,6-dimethoxypyridin-2-yl)methyl]-6-(2-fluorophenyl)-5'-methyl-3,3'-bipyridine-5-carboxamide (3-5)

To a solution of 6-(2-fluorophenyl)-5'-methyl-3,3'-bipyridine-5-carboxylic acid hydrochloride (3-4, 3.0 g, 8.70 mmol) in dimethylformamide (43 mL) cooled to 0 °C, was added
 5 EDC (2.67 g, 13.92 mmol) and HOBt (2.13 g, 13.92 mmol) followed by 1-(5,6-dimethoxypyridin-2-yl)methanamine (11-6, 1.90g, 11.31 mmol) and N-methylmorpholine (5.74 mL, 52.2 mmol). The reaction was allowed to warm to room temperature and stir overnight. The reaction mixture was partitioned between ethyl acetate and saturated sodium bicarbonate. The organics were washed with water and brine, then stripped to dryness. The crude product was
 10 taken up in DMF/DMSO (30 mL, 1:1), filtered and purified via reverse phase chromatography (5→65% acetonitrile in water with 0.1% TFA buffer). The clean fractions were pooled, partitioned between ethyl acetate and 2M sodium carbonate. The organic layer was washed with water and brine, dried over anhydrous sodium sulfate, filtered and concentrated to afford the title compound (3-5) as a white solid. ¹H NMR (500 MHz, CDCl₃) δ 8.99 (d, J= 2.5Hz, 1H), 8.74 (d, J= 2Hz, 1H) 8.53 (s, 1H), 8.34 (d, J= 2.5Hz, 1H), 7.77 (s, 1H), 7.66 (m, 1H), 7.31 (m, 1H), 7.21 (t, J=14.6 Hz, 1H), 6.98 (d, J=7.8 Hz, 1H), 6.92 (t, J=18.3 Hz, 1H), 6.73 (d, J=7.8 Hz, 1H), 6.46 (m, 1H), 4.44 (d, J= 5Hz, 2H), 3.87 (s, 3H), 3.81(s, 3H), 2.45 (s, 3H). HRMS [M+H] C₂₆H₂₃FN₄O₃ calc'd 459.1827, found 459.1830.

EXAMPLE 3A



N-[(5,6-dimethoxypyridin-2-yl)methyl]-6-(3-fluorophenyl)-5'-methyl-3,3'-bipyridine-5-carboxamide (3-7)

To a solution of 6-(3-fluorophenyl)-5'-methyl-3,3'-bipyridine-5-carboxylic acid hydrochloride (3-6, prepared by the method described above for the preparation of 3-4, 2.5 g, 7.25 mmol) in dimethylformamide (36 mL) cooled to 0 °C, was added EDC (1.95 g, 10.2 mmol) and HOBt (1.67 g, 10.9 mmol) followed by 1-(5,6-dimethoxypyridin-2-yl)methanamine (11-6, 1.46g, 8.7 mmol) and N-methylmorpholine (4.78 mL, 43.5 mmol). The reaction stirred for 15

minutes and then was allowed to warm to room temperature. After 3.5 hours the reaction mixture was partitioned between ethyl acetate and saturated sodium bicarbonate. The organics were washed with water and brine, dried over Na₂SO₄/MgSO₄, filtered and stripped to dryness. The crude product was recrystallized from chloroform/ ethyl ether to afford the title compound (3-7) as a white solid. ¹H NMR (500 MHz, CDCl₃) δ 8.96 (d, *J*= 2.2 Hz, 1H), 8.72 (d, *J*= 1.7 Hz, 1H), 8.56 (s, 1H), 8.23 (d, *J*= 2.2 Hz, 1H), 7.76 (s, 1H), 7.44 (d, *J*= 7.8 Hz, 1H), 7.40 (d, *J*= 9.5 Hz, 1H), 7.24 (m, 1H), 6.99 (m, 2H), 6.74 (d, *J*=7.8 Hz, 1H), 6.33 (m, 1H), 4.44 (d, *J*= 5.4 Hz, 2H), 3.88 (s, 3H), 3.76(s, 3H), 2.45 (s, 3H). HRMS [M+H] C₂₆H₂₃FN₄O₃ calc'd 459.1827, found 459.1832.

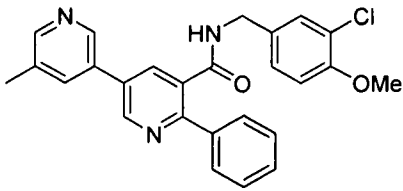
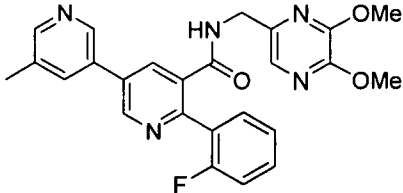
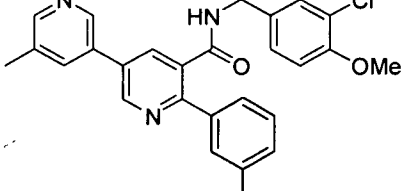
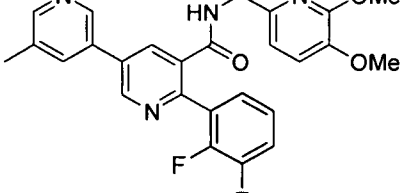
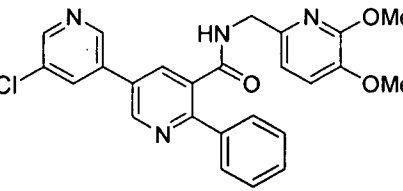
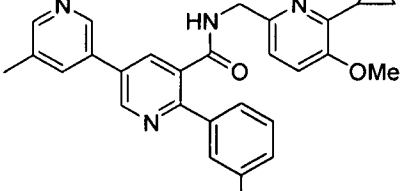
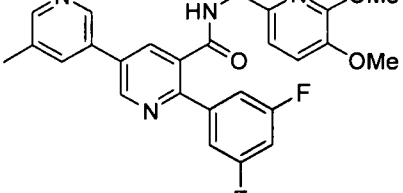
10

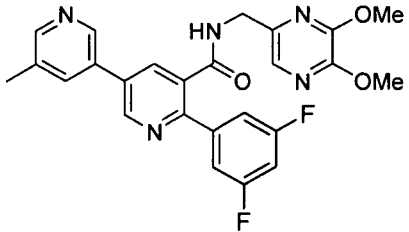
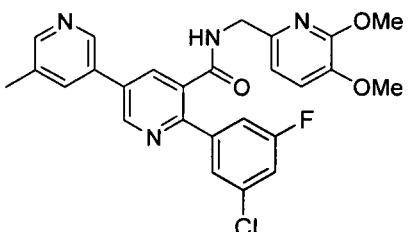
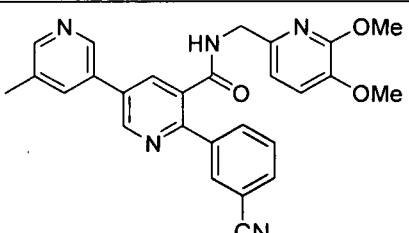
TABLE 3

The following compounds were prepared using the foregoing methodology, but substituting the appropriately substituted reagent, as described in the foregoing Reaction Schemes and Examples. The requisite starting materials were commercially available, described in the literature or readily synthesized by one skilled in the art of organic synthesis without undue experimentation.

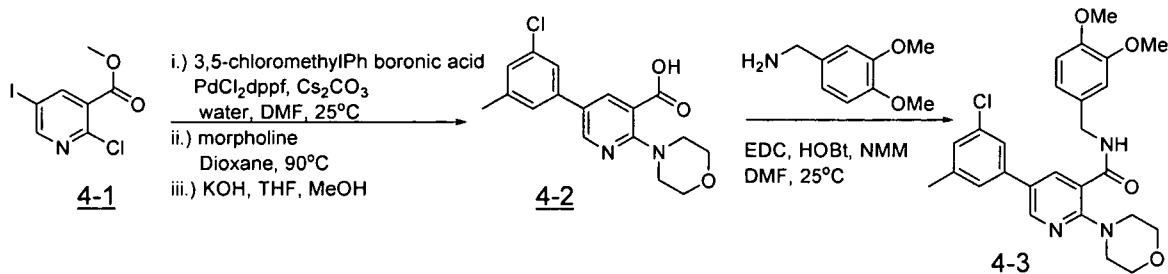
15

Cmp	Structure	Name	HRMS <i>m/z</i> (M+H)
<u>3-8</u>		6-(3-chlorophenyl)- <i>N</i> -[(5,6-dimethoxypyridin-2-yl)methyl]-5'-methyl-3,3'-bipyridine-5-carboxamide	475.1527 found, 475.1531 required.
<u>3-9</u>		6-(3-chlorophenyl)- <i>N</i> -[(5,6-dimethoxypyridin-3-yl)methyl]-5'-methyl-3,3'-bipyridine-5-carboxamide	475.1537 found, 475.1531 required.
<u>3-10</u>		<i>N</i> -[(5,6-dimethoxypyridin-2-yl)methyl]-5'-methyl-6-phenyl-3,3'-bipyridine-5-carboxamide	441.1904 found, 441.1921 required.

3-11		<i>N</i> -(3-chloro-4-methoxybenzyl)-5'-methyl-6-phenyl-3,3'-bipyridine-5-carboxamide	444.1486 found, 444.1473 required.
3-12		<i>N</i> -[(5,6-dimethoxypyrazin-2-yl)methyl]-6-(2-fluorophenyl)-5'-methyl-3,3'-bipyridine-5-carboxamide	460.1792 found, 460.1779 required.
3-13		<i>N</i> -(3-chloro-4-methoxybenzyl)-5'-methyl-6-(3-methylphenyl)-3,3'-bipyridine-5-carboxamide	458.1634 found, 458.1630 required.
3-14		6-(2,3-difluorophenyl)- <i>N</i> -[(5,6-dimethoxypyridin-2-yl)methyl]-5'-methyl-3,3'-bipyridine-5-carboxamide	477.1726 found, 477.1733 required.
3-15		5'-chloro- <i>N</i> -[(5,6-dimethoxypyridin-2-yl)methyl]-6-phenyl-3,3'-bipyridine-5-carboxamide	461.1373 found, 461.1375 required.
3-16		<i>N</i> -[(6-cyclopropyl-5-methoxypyridin-2-yl)methyl]-6-(3-fluorophenyl)-5'-methyl-3,3'-bipyridine-5-carboxamide	469.2021 found, 469.2034 required.
3-17		6-(3,5-difluorophenyl)- <i>N</i> -[(5,6-dimethoxypyridin-2-yl)methyl]-5'-methyl-3,3'-bipyridine-5-carboxamide	477.1747 found, 477.1733 required.

3-18		6-(3,5-difluorophenyl)- <i>N</i> -[(5,6-dimethoxypyridin-2-yl)methyl]-5'-methyl-3,3'-bipyridine-5-carboxamide	478.1700 found, 478.1685 required.
3-19		6-(3-chloro-5-fluorophenyl)- <i>N</i> -[(5,6-dimethoxypyridin-2-yl)methyl]-5'-methyl-3,3'-bipyridine-5-carboxamide	493.1451 found, 493.1437 required.
3-20		6-(3-cyanophenyl)- <i>N</i> -[(5,6-dimethoxypyridin-2-yl)methyl]-5'-methyl-3,3'-bipyridine-5-carboxamide	466.1875 found, 466.1874 required.

EXAMPLE 4

5-(3-chloro-5-methylphenyl)-2-morpholin-4-ylnicotinic acid (4-2)

- 5 To a solution of methyl 2-chloro-5-iodonicotinate (4-1, 9.34 g, 31.5 mmol) in dimethylformamide (157 mL) at 25°C was added 3-chloro-5-methylboronic acid (5.35 g, 31.4 mmol), PdCl₂dppf (2.3 g, 3.14 mmol) followed by cesium carbonate (41.0 g, 126 mmol) and water (10.0 mL, 565 mmol) and the system was stirred for 4 h at 25°C. The system was partitioned between water and EtOAc, and dried over magnesium sulfate. Filtration and
- 10 concentration yielded a brown solid which upon purification via normal phase chromatography (0→15% EtOAc in Hx) afforded a white solid. To this white solid (4.0 g, 13.5 mmol) in dioxane (67.5 mL) at 25°C was added morpholine (5.88 g, 67.5 mmol) and the system was heated to 90°C for 3h. The solvent was removed *in vacuo* and the resulting residue was partitioned between water and EtOAc followed by purification via normal phase chromatography (5→15% EtOAc in

Hx) to yield a white foam. To this white foam (4.2 g, 12.11 mmol) in THF (30 mL) and MeOH (30 mL) was added KOH (5.19 mL, 36.3 mmol) and stirred at ambient temperature overnight. The system was then acidified using 6 N HCl to a pH of 2.0 and the solvents were azeotroped off with toluene to afford the title compound (4-2) as a yellow powder. HRMS [M+H]

5 $C_{17}H_{12}ClN_2O_3$ calc'd 333.1002, found 333.1000.

5-(3-chloro-5-methylphenyl)-N-(3,4-dimethoxybenzyl)-2-(morpholin-4-yl) nicotinamide (4-3)

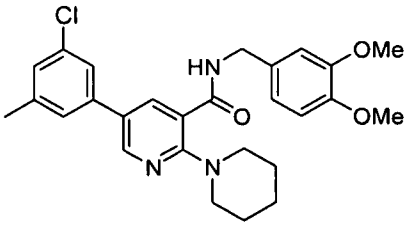
To a solution of 5-(3-chloro-5-methylphenyl)-2-morpholin-4-yl nicotinic acid (4-2, 2.8 g, 8.41 mmol) and 3,4-dimethoxybenzylamine (6.30 mL, 42.1 mmol) in DCM (42 mL) was added EDC (4.84 g, 25.2 mmol), HOBt (3.87 g, 25.2 mmol) followed by N-methylmorpholine (9.25 mL, 84 mmol) and the system was stirred at 25°C overnight. The reaction mixture was partitioned between ethyl acetate and water, washed with saturated sodium bicarbonate and dried over magnesium sulfate. The reaction mixture was filtered, concentrated and triturated with diethylether to afford the title compound (4-3) as a bone powder. ¹H NMR (400 MHz, CDCl₃) δ

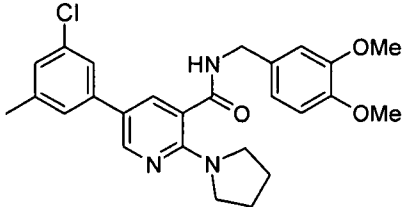
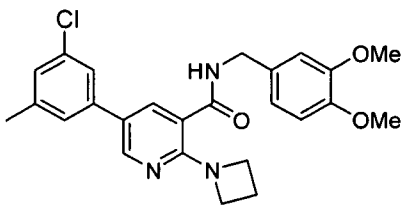
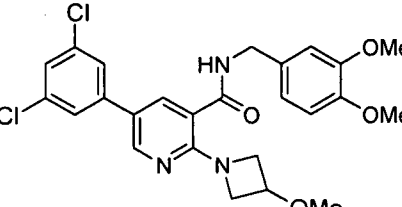
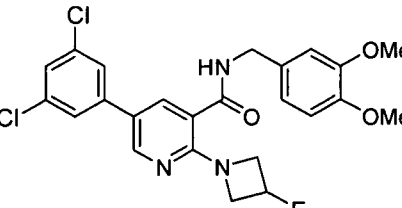
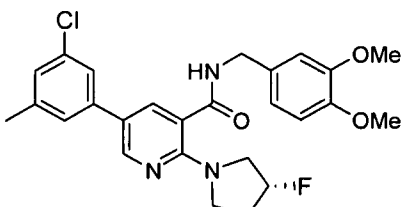
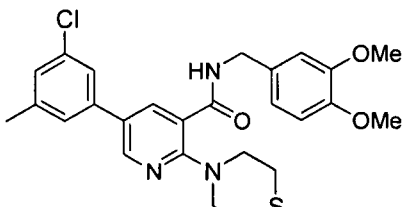
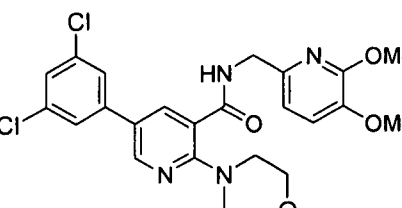
15 8.82 (m, 1H), 8.53 (d, *J*= 2.4Hz, 1H), 8.49 (d, *J*= 2.4Hz, 1H), 7.35 (s, 1H), 7.16 (s, 1H), 6.90 (m, 2H), 6.84 (m, 1H), 4.56 (d, *J*= 5.6Hz, 2H), 3.86 (s, 3H), 3.85 (s, 3H), 3.55 (m, 4H), 3.12 (m, 4H), 2.37(s, 3H). HRMS [M+H] C₂₆H₂₈ClN₃O₄ calc'd 482.1841, found 482.1847.

TABLE 4

The following compounds were prepared using the foregoing methodology, but substituting the appropriately substituted reagent, as described in the foregoing Reaction Schemes and Examples. The requisite starting materials were commercially available, described in the literature or readily synthesized by one skilled in the art of organic synthesis without undue experimentation.

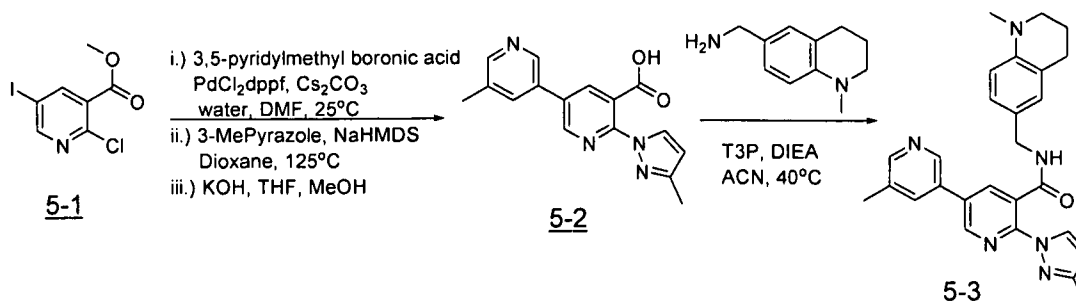
20

Cmp	Structure	Name	HRMS <i>m/z</i> (M+H)
<u>4-4</u>		5-(3-chloro-5-methylphenyl)- <i>N</i> -(3,4-dimethoxybenzyl)-2-piperidin-1-yl nicotinamide	480.2068 found, 480.2048 required.

4-5		5-(3-chloro-5-methylphenyl)- <i>N</i> -(3,4-dimethoxybenzyl)-2-pyrrolidin-1-ylnicotinamide	466.1896 found, 466.1892 required.
4-6		2-azetidin-1-yl-5-(3-chloro-5-methylphenyl)- <i>N</i> -(3,4-dimethoxybenzyl)nicotinamide	452.1726 found, 452.1735 required.
4-7		5-(3,5-dichlorophenyl)- <i>N</i> -(3,4-dimethoxybenzyl)-2-(3-methoxyazetidin-1-yl)nicotinamide	502.1300 found, 502.1295 required.
4-8		5-(3,5-dichlorophenyl)- <i>N</i> -(3,4-dimethoxybenzyl)-2-(3-fluoroazetidin-1-yl)nicotinamide	490.1103 found, 490.1095 required.
4-9		5-(3-chloro-5-methylphenyl)- <i>N</i> -(3,4-dimethoxybenzyl)-2-[(3 <i>R</i>)-3-fluoropyrrolidin-1-yl]nicotinamide	484.1805 found, 484.1798 required.
4-10		5-(3-chloro-5-methylphenyl)- <i>N</i> -(3,4-dimethoxybenzyl)-2-thiomorpholin-4-ylnicotinamide	498.1622 found, 498.1613 required.
4-11		5-(3,5-dichlorophenyl)- <i>N</i> -[(5,6-dimethoxypyridin-2-yl)methyl]-2-morpholin-4-ylnicotinamide	503.1248 found, 503.1247 required.

4-12		5'-chloro- <i>N</i> -[(5,6-dimethoxy-2-pyridinyl)methyl]-6-morpholin-4-yl-3,3'-bipyridine-5-carboxamide	470.1608 found, 470.1590 required.
4-13		<i>N</i> -[(5,6-dimethoxy-2-pyridinyl)methyl]-5'-methyl-6-morpholin-4-yl-3,3'-bipyridine-5-carboxamide	450.2150 found, 450.2136 required.
4-14		5-(3-chloro-5-methylphenyl)- <i>N</i> -[(5,6-dimethoxy-2-pyridinyl)methyl]-2-morpholin-4-ylnicotinamide	484.1765 found, 484.1746 required.
4-15		<i>N</i> -[4-methoxy-3-(trifluoromethyl)benzyl]-5'-methyl-6-pyrrolidin-1-yl-3,3'-bipyridine-5-carboxamide	471.2014 found, 471.2002 required.
4-16		<i>N</i> -(3-chloro-4-methoxybenzyl)-5'-methyl-6-pyrrolidin-1-yl-3,3'-bipyridine-5-carboxamide	437.1746 found, 437.1739 required.

EXAMPLE 5



5'-methyl-6-(3-methyl-1H-pyrazol-1-yl)-3,3'-bipyridine-5-carboxylic acid (5-2)

To a solution of methyl 2-chloro-5-iodonicotinate (5-1, 10.85 g, 36.5 mmol) in dimethylformamide (150 mL) at 25°C was added 3-methyl-5-pyridylboronic acid (5.0 g, 36.5 mmol), PdCl₂dppf (2.67 g, 3.65 mmol) followed by cesium carbonate (41.6 g, 128 mmol) and water (6.57 mL, 365 mmol) and the system was stirred for 4h at 25°C. The system was
5 partitioned between water and EtOAc, and dried over magnesium sulfate. Filtration and concentration yielded a brown oil which upon purification via normal phase chromatography (0→100% EtOAc in Hx) afforded a brown semi-solid which was then triturated with MeOH and diethylether to yield a dark tan powder. To this tan powder (0.5 g, 1.9 mmol) in dioxane (13 mL) was added 3-methylpyrazole (0.47 g, 5.7 mmol) and NaHMDS (1.9 mL, 3.81 mmol) and the
10 system was heated to 125°C for 20 minutes in the microwave reactor. The reaction contents were partitioned between water and EtOAc followed by purification via normal phase chromatography (20→100% EtOAc in Hx) to yield a clear oil. To this clear oil (0.31 g, 1.0 mmol) in THF (2.5 mL) and MeOH (2.5 mL) was added KOH (2.0 mL, 2.0 mmol) and stirred at 135°C for 10 minutes in a microwave reactor. The system was then acidified using 6 N HCl to a pH of 2.0 and
15 the solvents were azeotroped off with toluene to afford the title compound (5-2) as a bone powder. ESI+ MS [M+H]⁺ C₁₆H₁₄N₄O₂ = 295.1.

5'-methyl-6-(3-methyl-1H-pyrazol-1-yl)-N-[(1-methyl-1,2,3,4-tetrahydroquinolin-6-yl)methyl]-3,3'-bipyridine-5-carboxamide (5-3)

To a solution of 5'-methyl-6-(3-methyl-1H-pyrazol-1-yl)-3,3'-bipyridine-5-carboxylic acid (5-2, 0.025 g, 0.085 mmol) and 1-(1-methyl-1,2,3,4-tetrahydroquinolin-6-yl)methanamine (0.015 g, 0.085 mmol) in ACN (0.85 mL) was added 1-propylphosphonic acid cyclic anhydride (T3P, 0.15 mL, 0.255 mmol) followed by Hunig's base (0.089 mL, 0.51 mmol) and the system was stirred at 40°C for 1h in an oil bath. The reaction mixture was cooled and
25 partitioned between EtOAc and water, washed with saturated sodium bicarbonate and dried over magnesium sulfate. The reaction mixture was filtered, concentrated and purified via normal phase chromatography (0→10% MeOH in EtOAc) to afford the title compound (5-3) as a bone powder. ¹H NMR (500 MHz, CDCl₃) δ 8.68 (m, 1H), 8.51 (m, 1H), 8.29 (m, 1H), 8.22 (m, 1H), 7.72 (m, 1H), 7.12 (m, 1H), 7.0 (m, 1H), 6.90 (m, 1H), 6.54 (m, 1H), 6.27 (m, 1H), 4.46 (m, 2H),
30 3.22(m, 2H), 2.88 (s, 3H), 2.74 (m, 2H), 2.44 (s, 3H), 2.28 (s, 3H), 1.97 (m, 2H). HRMS [M+H] C₂₇H₂₈N₆O calc'd 453.2391, found 453.2397.

TABLE 5

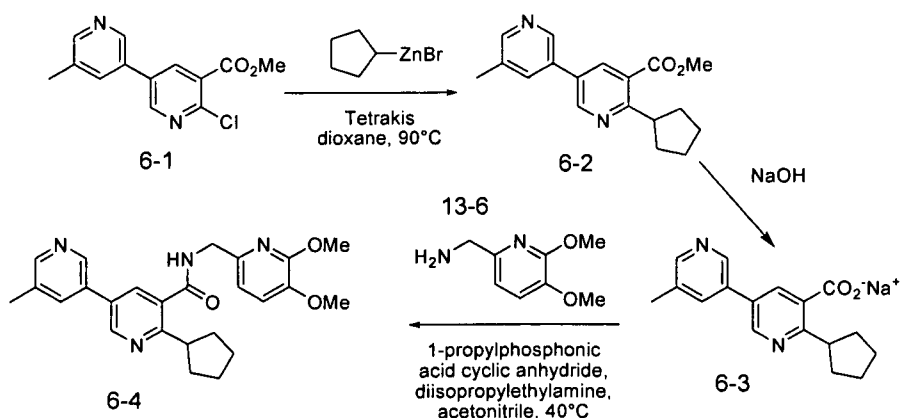
The following compounds were prepared using the foregoing methodology, but substituting the appropriately substituted reagent, as described in the foregoing Reaction Schemes and Examples. The requisite starting materials were commercially available, described in the literature or readily synthesized by one skilled in the art of organic synthesis without undue experimentation.

5

Cmp	Structure	Name	HRMS m/z (M+H)
<u>5-4</u>		<i>N</i> -[(5,6-dimethoxypyridin-2-yl)methyl]-5-(3,5-dimethylphenyl)-2-(4-methyl-1 <i>H</i> -pyrazol-1-yl)nicotinamide	458.2208 found, 458.2187 required.
<u>5-5</u>		5-(3-chloro-5-fluorophenyl)- <i>N</i> -[(5,6-dimethoxypyridin-2-yl)methyl]-2-(4-methyl-1 <i>H</i> -pyrazol-1-yl)nicotinamide	482.1407 found, 482.1390 required.
<u>5-6</u>		<i>N</i> -(3-cyclopropyl-4-methoxybenzyl)-5'-methyl-6-(3-methyl-1 <i>H</i> -pyrazol-1-yl)-3,3'-bipyridine-5-carboxamide	454.2232 found, 454.2238 required.
<u>5-7</u>		<i>N</i> -(3-chloro-4-methoxybenzyl)-5-(3-fluoro-5-methoxyphenyl)-2-(1 <i>H</i> -pyrazol-1-yl)nicotinamide	467.1278 found, 467.1281 required.
<u>5-8</u>		<i>N</i> -(3-chloro-4-methoxybenzyl)-5'-methyl-6-(1 <i>H</i> -pyrazol-1-yl)-3,3'-bipyridine-5-carboxamide	434.1382 found, 434.1378 required.

<u>5-9</u>		<i>N</i> -[(5,6-dimethoxypyridin-2-yl)methyl]-5'-methyl-6-(3-methyl-1 <i>H</i> -pyrazol-1-yl)-3,3'-bipyridine-5-carboxamide	445.1977 found, 445.1983 required.
<u>5-10</u>		<i>N</i> -(3-ethyl-4-methoxybenzyl)-5'-methyl-6-(3-methyl-1 <i>H</i> -pyrazol-1-yl)-3,3'-bipyridine-5-carboxamide	442.2233 found, 442.2238 required.
<u>5-11</u>		<i>N</i> -(3-chloro-4-methoxybenzyl)-5'-methyl-6-(3-methyl-1 <i>H</i> -pyrazol-1-yl)-3,3'-bipyridine-5-carboxamide	448.1544 found, 448.1535 required.
<u>5-12</u>		5-(3-chloro-5-methylphenyl)- <i>N</i> -(3,4-dimethoxybenzyl)-2-(4-methyl-1 <i>H</i> -pyrazol-1-yl)nicotinamide	477.1710 found, 477.1688 required.

EXAMPLE 6

Methyl 6-cyclopentyl-5'-methyl-3,3'-bipyridine-5-carboxylate (6-2)

5

To a solution of methyl 6-chloro-5'-methyl-3,3'-bipyridine-5-carboxylate (6-1), 0.15 g, 0.57 mmol, 1.0 equiv, prepared in an analogous fashion to Examples 2 and 8) in dioxane

(2.9 mL) at 25°C was added cyclopentylzinc bromide (3.43 mL, 1.71 mmol, 3.0 equiv, 0.5 M in THF) and tetrakis(triphenylphosphine)palladium(0) (0.099 g, 0.086 mmol, 0.15 equiv). The reaction mixture was heated for 3 h at 90°C. The reaction mixture was cooled partitioned between water (10 mL) and EtOAc (30 mL), washed with water (3 x 30 mL) and brine (1 x 30 mL), and the organic phase was dried over magnesium sulfate. The residue was purified via normal phase chromatography (5 to 100% EtOAc in hexanes, silica) to afford the desired product (6-2) as an oil after concentration. ESI+ MS [M+H]⁺ C₁₈H₂₀N₂O₂ calc'd 297.2, found 297.1.

Sodium 6-cyclopentyl-5'-methyl-3,3'-bipyridine-5-carboxylate (6-3)

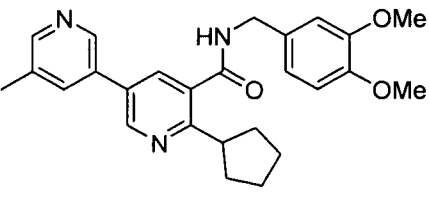
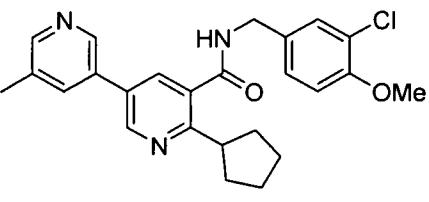
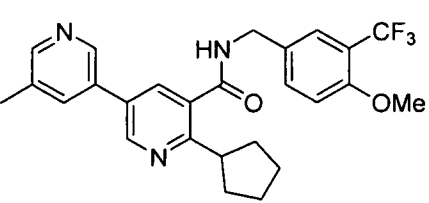
To a solution of methyl 6-cyclopentyl-5'-methyl-3,3'-bipyridine-5-carboxylate (6-2, 0.060 g, 0.020 mmol, 1.0 equiv) in THF/methanol (1.7 mL / 0.3 mL) was added 10 N sodium hydroxide (0.10 mL, 1.0 mmol, 5.0 equiv) and the system was stirred for 18 h at ambient temperature. The reaction mixture was concentrated and azeotroped with ethyl acetate (2 x 10 mL) and toluene (3 x 10 mL) to afford the desired product (6-3) as a white solid. ESI+ MS [M+H]⁺ C₁₇H₁₈N₂O₂ calc'd 283.1, found 283.0.

6-cyclopentyl-N-[(5,6-dimethoxypyridin-2-yl)methyl]-5'-methyl-3,3'-bipyridine-5-carboxamide (6-4)

To a suspension of sodium 6-cyclopentyl-5'-methyl-3,3'-bipyridine-5-carboxylate (6-3, 0.022 g, 0.078 mmol, 1.0 equiv) in acetonitrile (0.8 mL) was added 1-(5,6-dimethoxypyridin-2-yl)methanamine (11-6, 0.039 g, 0.234 mmol, 3.0 equiv), 1-propylphosphonic acid cyclic anhydride (0.149 g, 0.234 mmol, 3.0 equiv, 50 weight percent in EtOAc), and diisopropylethylamine (0.060 g, 0.47 mmol, 6.0 equiv) and the system was heated to 40°C for 24 h. The reaction mixture was cooled and diluted with ethyl acetate (30 mL). The reaction mixture was washed with saturated sodium bicarbonate (2 x 10 mL), water (2 x 10 mL) and brine (1 x 10 mL), dried over magnesium sulfate and concentrated. The residue was purified via normal phase chromatography (0 to 40% methanol in EtOAc, silica) followed by reverse phase chromatography (5 to 65% acetonitrile in water, 0.1% TFA buffer) to afford the desired product (6-4) as a white solid after free-basing and concentration. ¹H NMR (500 MHz, CDCl₃) δ 8.83 (d, *J* = 2.5Hz, 1H), 8.62 (d, *J* = 2.0Hz, 1H), 8.47 (s, 1H), 7.84 (d, *J* = 2.0Hz, 1H), 7.65 (s, 1H), 7.05 (d, *J* = 8.0Hz, 1H), 6.90 (d, *J* = 7.5Hz, 1H), 6.72 (bs, 1H), 4.64 (d, *J* = 5.0Hz, 2H), 3.97 (s, 3H), 3.88 (s, 3H), 3.52 – 3.48 (m, 1H), 2.42 (s, 3H), 2.04 – 1.80 (m, 6H), 1.70 – 1.60 (m, 2H). HRMS [M+H] C₂₅H₂₈N₄O₃ calc'd 433.2234, found 433.2226.

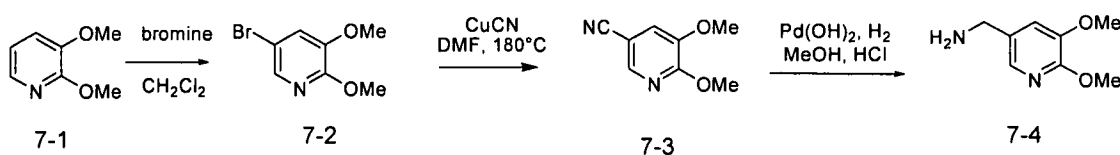
TABLE 6

The following compounds were prepared using the foregoing methodology, but substituting the appropriately substituted reagent, as described in the foregoing Reaction Schemes and Examples. The requisite starting materials were commercially available, described in the literature or readily synthesized by one skilled in the art of organic synthesis without undue experimentation.

Cmp	Structure	Name	HRMS m/z (M+H)
<u>6-5</u>		6-cyclopentyl- <i>N</i> -(3,4-dimethoxybenzyl)-5'-methyl-3,3'-bipyridine-5-carboxamide	432.2287 found, 432.2282 required.
<u>6-6</u>		<i>N</i> -(3-chloro-4-methoxybenzyl)-6-cyclopentyl-5'-methyl-3,3'-bipyridine-5-carboxamide	436.1794 found, 436.1786 required.
<u>6-7</u>		6-cyclopentyl- <i>N</i> -[4-methoxy-3-(trifluoromethyl)benzyl]-5'-methyl-3,3'-bipyridine-5-carboxamide	470.2044 found, 470.2050 required.

10

EXAMPLE 7

5-bromo-2,3-dimethoxypyridine (7-2)

To a solution of 2,3-dimethoxypyridine (7-1, 2.5 g, 18.0 mmol, 1.0 equiv) in dichloromethane:saturated NaHCO₃ (80 mL: 40 mL) at 0°C was added bromine (0.93 mL, 18.0 mmol, 1.0 equiv) and the reaction mixture was stirred for 2 h at 25°C. The reaction mixture was quenched with solid Na₂SO₃ (~10 g) and the aqueous phase was extracted with dichloromethane

(3 x 100 mL). The organic phase was dried over magnesium sulfate and concentrated. The residue was purified via normal phase chromatography (0 to 20% EtOAc in hexanes, silica) to afford the desired product (7-2) as an oil after concentration. ESI+ MS $[M+H]^+$ $C_7H_8NO_2$ calc'd 218.0, found 218.0.

5

5,6-dimethoxynicotinonitrile (7-3)

To a solution of 5-bromo-2,3-dimethoxypyridine (7-2, 0.300 g, 1.38 mmol, 1.0 equiv) in dimethylformamide (3.9 mL) was added copper (I) cyanide (0.15 g, 1.65 mmol, 1.2 equiv) and the reaction mixture was heated for 40 minutes at 180 °C in a microwave reactor. The reaction mixture was cooled and partitioned between EtOAc (50 mL) and water (50 mL). The organic phase was washed with water (2 x 30 mL) and brine (1 x 30 mL), dried over magnesium sulfate and concentrated. The residue was purified via normal phase chromatography (0 to 40% EtOAc in hexanes, silica) to afford the desired product (7-3) as white solid after concentration. ESI+ MS $[M+H]^+$ $C_8H_8N_2O_2$ calc'd 165.1, found 165.1.

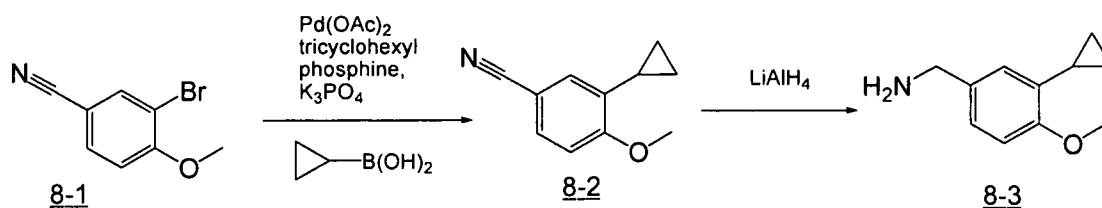
15

1-(5,6-dimethoxypyridin-3-yl)methanamine (7-4)

To a solution of 5,6-dimethoxynicotinonitrile (7-3, 0.600 g, 3.65 mmol, 1.0 equiv) in methanol (20 mL) under a nitrogen atmosphere was added Pearlman's catalyst (0.205 g, 0.292 mmol, 0.08 equiv, 20 weight percent) and concentrated HCl (2.44 mL), and the reaction was placed under an atmosphere of hydrogen. After 2 h, the reaction was placed under an atmosphere of nitrogen and filtered through celite to remove the catalyst. The reaction mixture was dissolved in EtOAc, dried over $MgSO_4$ and concentrated to an oily solid (7-4) of high purity. ESI+ MS $[M+H]^+$ $C_8H_{12}N_2O_2$ calc'd 169.1, found 169.1.

25

EXAMPLE 8



3-cyclopropyl-4-methoxybenzonitrile (8-2)

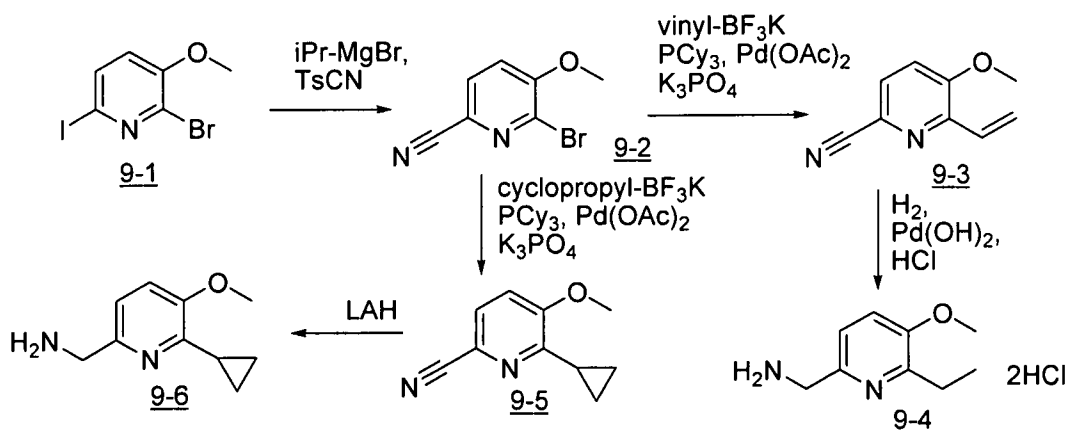
A mixture of 3-bromo-4-methoxybenzonitrile (8-1, 5.0g, 23.6 mmol, 1.0 eq), aqueous potassium phosphate tribasic (65.0 ml, 1.27 M, 3.5 eq), cyclopropylboronic acid (10.1 g, 118 mmol, 5.0 eq), $Pd(OAc)_2$ (0.539 g, 2.36 mmol, 0.1 eq) and tricyclohexylphosphine (0.661 g,

2.36 mmol, 0.1 eq) was stirred in degassed toluene (103 ml) and heated to 80°C for three hours. An additional amount of cyclopropylboronic acid (1.0g, 1.16 mmol, 0.5 eq) was added and the solution was further heated for 16 hours at 80°C to complete the reaction. The reaction mixture was cooled and partitioned between brine and EtOAc. The organic phase was dried over sodium sulfate, filtered and concentrated to give an orange oil. The oil was purified by normal phase column chromatography (0 to 10% EtOAc in hexanes) to afford the product (8-2) as a yellow oil. ¹H NMR (CDCl₃) δ 7.44 (dd, 1H, *J*=8.4, 2.0 Hz), 7.09 (d, 1H, *J* = 2.0 Hz), 6.86 (d, 1H, *J* = 8.4 Hz), 3.92 (s, 3H), 2.13 (m, 1H), 0.97 (m, 2H), 0.65 (m, 2H).

10 1-(3-cyclopropyl-4-methoxyphenyl)methanamine (8-3)

Lithium aluminum hydride in diethyl ether (17.3 ml, 1.0 M, 17.3 mmol, 3.0 eq) was carefully added over twenty minutes to a solution of 3-cyclopropyl-4-methoxybenzotrile (8-2, 1.0g, 5.77 mmol, 1.0 eq) in tetrahydrofuran (28.9 ml) at 0°C under nitrogen atmosphere. The resulting dark orange mixture was allowed to stir at 0°C for 30 min, then carefully quenched in the following order: water (1.0ml), 15% NaOH aqueous (1.0 ml) and water (3.0 ml). The resulting emulsion was stirred at room temperature for 30 min. Several spatula amounts of magnesium sulfate was added to the mixture to remove any water. The entire mixture was filtered through a pad of sodium sulfate, washing with ethyl acetate. The collected filtrate was concentrated to give the product (8-3) as a yellow oil. ESI+ MS [M-16]⁺ C₁₁H₁₅NO: 161.1 found, 161.2 required.

EXAMPLE 9



6-Bromo-5-methoxypyridine-2-carbonitrile (9-2)

To a solution of 2-bromo-6-iodo-3-methoxy-pyridine (9-1 or 11-3, 2.1 g, 6.69 mmol, 1.0 equiv) in dichloromethane (17 mL) was added isopropylmagnesium chloride (2.0 M, 4.35 mL, 8.70 mmol, 1.3 equiv) slowly at 0 °C and the reaction mixture was stirred for 45 minutes. The reaction mixture was then cooled to -78 °C and a solution of toluenesulfonyl cyanide (1.8 g, 10.03 mmol, 1.5 equiv) in dichloromethane (5 mL) was added slowly. The reaction mixture was allowed to warm to ambient temperature over 4 hours. To quench, 2 N HCl was added until neutral pH was obtained. The reaction mixture was partitioned between water and dichloromethane and the aqueous phase was extracted with dichloromethane (3 x 50 mL). The combined organic layer was dried over MgSO₄, concentrated and the residue was purified by normal phase column chromatography (10-50% EtOAc in hexanes) to afford the product (9-2) as a tan solid. ESI+ MS [M+H]⁺ C₇H₆BrN₂O: 212.9 found, 213.0 required.

5-Methoxy-6-vinylpyridine-2-carbonitrile (9-3)

In a microwave vial, 6-bromo-5-methoxypyridine-2-carbonitrile (9-2, 200 mg, 0.94 mmol, 1.0 equiv), potassium trifluoro(vinyl)borate (314 mg, 2.35 mmol, 2.5 equiv), tricyclohexylphosphine (52.7 mg, 0.19 mmol, 0.2 equiv), palladium(II) acetate (21.1 mg, 0.09 mmol, 0.1 equiv), and tripotassium phosphate (697 mg, 3.29 mmol, 3.5 equiv) were suspended in toluene (10 mL) and water (0.5 mL). The reaction mixture was heated in a microwave reactor for 20 minutes at 130°C and then filtered, rinsing with EtOAc. The filtrate was concentrated and the residue purified by normal phase column chromatography (10-35% EtOAc in hexanes) to afford the product (9-3). ESI+ MS [M+H]⁺ C₉H₉N₂O: 161.0 found, 161.1 required.

1-(6-Ethyl-5-methoxypyridin-2-yl)methanamine dihydrochloride (9-4)

To a suspension of 5-methoxy-6-vinylpyridine-2-carbonitrile (9-3, 88 mg, 0.55 mmol, 1 equiv) in methanol (3 mL) was added palladium hydroxide on carbon (19.29 mg, 0.03 mmol, 0.05 equiv) and concentrated HCl (360 uL, 4.40 mmol, 8 equiv) and the reaction mixture stirred under an atmosphere of hydrogen overnight. The reaction mixture was filtered over celite, rinsing with methanol, and concentrated to give desired product (9-4) as the dihydrochloride salt. ESI+ MS [M+H]⁺ C₉H₁₅N₂O: 167.0 found, 167.2 required.

6-Cyclopropyl-5-methoxypyridine-2-carbonitrile (9-5)

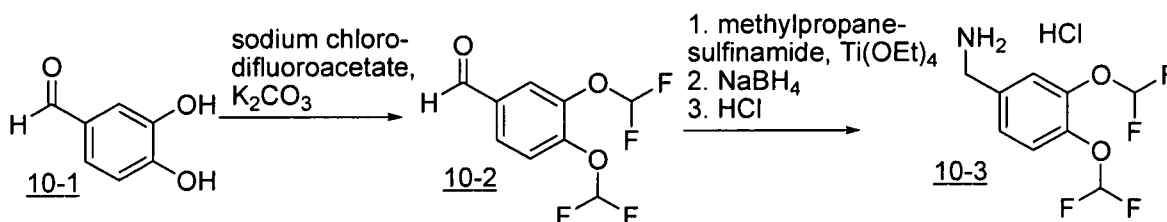
In a microwave vial, 6-bromo-5-methoxypyridine-2-carbonitrile (9-2, 300 mg, 1.41 mmol, 1.0 equiv), potassium cyclopropyl(trifluoro)borate (521 mg, 3.52 mmol, 2.5 equiv),

tricyclohexylphosphine (158 mg, 0.56 mmol, 0.4 equiv), palladium(II) acetate (63.2 mg, 0.28 mmol, 0.2 equiv) and tripotassium phosphate (1046 mg, 4.93 mmol, 3.5 equiv) were suspended in toluene (15 mL) and water (0.75 mL). The reaction mixture was heated in a microwave reactor for 60 minutes at 130 °C and then filtered, rinsing with EtOAc. The filtrate was concentrated and the residue purified by normal phase column chromatography (10-35% EtOAc in hexanes) to afford the product (9-5). ESI+ MS [M+H]⁺ C₁₀H₁₁N₂O: 175.1 found, 175.2 required.

1-(6-cyclopropyl-5-methoxypyridin-2-yl) methanamine (9-6)

To a solution of 6-cyclopropyl-5-methoxypyridine-2-carbonitrile (9-5, 115 mg, 0.66 mmol, 1 equiv) in THF (2.6 mL) at 0 °C was added LAH (1 M, 1.98 mL, 1.98 mmol, 3 equiv) slowly. The reaction mixture was stirred and allowed to warm to ambient temperature over 3 hours. The reaction mixture was then diluted with EtOAc (2 mL), and water (50 uL), NaOH (aq., 20 wt. %, 50 uL) and water (100 uL) were added sequentially. The reaction mixture was then dried over MgSO₄, filtered and concentrated to afford the product (9-6). ESI+ MS [M+H]⁺ C₁₀H₁₅N₂O: 179.1 found, 179.2 required.

EXAMPLE 10



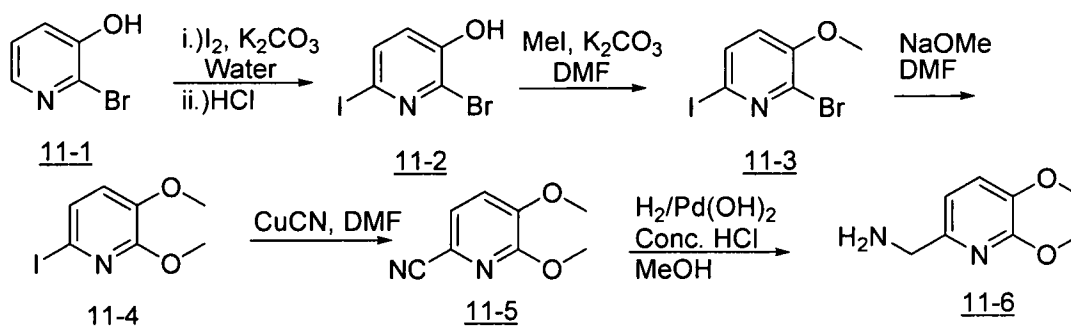
3,4-Bis(difluoromethoxy)benzaldehyde (10-2)

In a sealed tube 3,4-dihydroxybenzaldehyde (10-1, 750 mg, 5.43 mmol, 1.0 equiv), sodium chlorodifluoroacetate (3310 mg, 21.7 mmol, 4 equiv), and potassium carbonate (1800 mg, 13.03 mmol, 2.4 equiv) were suspended in DMF (24.4 mL) and water (2.7 mL). The reaction mixture was stirred at 100 °C for 4 hours and was cooled to ambient temperature. HCl (6 N, 10 mL) and water (30 mL) were added and the reaction stirred for an additional 2 hours. NaOH (5 N, aq.) was added until a pH of 10 was obtained. The mixture was extracted with MTBE (3x, 50 mL), dried over MgSO₄ and concentrated to afford the desired product (10-2). ¹H NMR (CDCl₃, 400 MHz) δ 9.97 (s, 1H), 7.76-7.79 (m, 2H), 7.43 (d, J=8.1Hz, 1H), 6.64 (t, J=73.8 Hz, 1H), 6.60 (t, J=73.8 Hz, 1H).

1-[3,4-Bis(difluoromethoxy)phenyl]methanamine hydrochloride (10-3)

To a solution of 3,4-bis(difluoromethoxy)benzaldehyde (10-2, 100 mg, 0.42 mmol, 1 equiv) in THF (840 uL) was added 2-methylpropane-2-sulfinamide (56 mg, 0.46 mmol, 1.1 equiv) and titanium ethoxide (440 uL, 2.10 mmol, 5.0 equiv), and the reaction mixture stirred at ambient temperature for 4.5 hours. The reaction mixture was then cooled to 0 °C and sodium borohydride (31.8 mg, 0.84 mmol, 2.0 equiv) was added portionwise and the reaction was stirred for an additional hour. Methanol (2 mL) was added slowly and the reaction mixture was partitioned between EtOAc (20 mL) and brine (20 mL) and filtered. The organic phase was dried over MgSO₄ and concentrated to afford crude *N*-[3,4-bis(difluoromethoxy)benzyl]-2-methylpropane-2-sulfinamide, which was dissolved in methanol (2.2 mL). To the solution was added HCl (2 M in ether, 655 uL, 3 equiv), and the reaction mixture stirred for 30 minutes. It was then concentrated to afford the desired product (10-3) as a white solid. ESI+ MS [M-NH₂]⁺ C₉H₇F₄O₂: 223.0 found, 223.0 required.

EXAMPLE 11



15

2-bromo-3-hydroxy-6-iodopyridine (11-2)

To a solution of 2-bromo-3-hydroxypyridine (11-1, 28 g, 161 mmol) in water (360 mL) was added K₂CO₃ (22.24 g, 161 mmol) and I₂ (20.42 g, 80 mmol). The system was stirred for 1.5 h at ambient temperature, cooled to 0°C and then treated with concentrated HCl until solids precipitated from solution (pH~ 6.0). The solids were isolated by filtration and dried to give the title compound (11-2) as a brown solid. ESI+ MS C₅H₃BrINO: 299.8 found, 299.9 required.

20

2-bromo-3-methoxy-6-iodopyridine (11-3)

To a solution of 2-bromo-3-hydroxy-6-iodopyridine (11-2, 40 g, 133 mmol) in DMF (80 ml) was added K₂CO₃ (16.77 g, 121 mmol) and methyl iodide (66.3 g, 467 mmol). The system was stirred for 45 minutes at 100°C, cooled to room temperature and then treated

25

with water (650 mL) and stirred for 0.5 h. The resulting solids that precipitated from solution were isolated by filtration and dried to give the title compound (11-3) as a pale brown solid. ESI+ MS C_6H_5BrINO : 313.8 found, 313.9 required.

5 2,3-dimethoxy-6-iodopyridine (11-4)

To a solution of 2-bromo-3-methoxy-6-iodopyridine (11-3, 34 g, 162 mmol) in DMF (65 mL) was added sodium methoxide (37 mL, 162 mmol) and heated to 100 °C. The mixture was stirred for 10 minutes and partitioned between saturated $NaHCO_3$ and DCM. The organic phase was washed with brine, dried over Na_2SO_4 , filtered and concentrated. The crude material was purified by gradient elution on silica (0 to 20% EtOAc in hexanes) to afford the title compound (11-4) as a white powder. ESI+ MS $[M+H]^+$ $C_7H_8INO_2$: 265.8 found, 266.0 required.

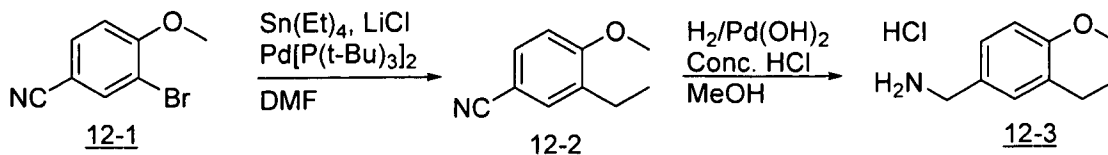
2,3-dimethoxy-6-cyanopyridine (11-5)

To a solution of 2,3-dimethoxy-6-iodopyridine (11-4, 24.0 g, 91 mmol) in DMF (181 mL) was added copper cyanide (9.73 g, 109 mmol) and heated to 150 °C for 20 minutes in a microwave reactor. The mixture was partitioned between water and EtOAc. The organic phase was washed with brine, dried over Na_2SO_4 , filtered and concentrated. The crude material was purified by gradient elution on silica gel (0 to 40% EtOAc in hexanes) to yield the desired product (11-5) as an off-white crystalline powder. ESI+ MS $[M+H]^+$ $C_8H_8N_2O_2$: 165.0 found, 165.1 required.

2,3-dimethoxy-6-aminomethylpyridine (11-6)

To a solution of 2,3-dimethoxy-6-cyanopyridine (11-5, 5.1g, 31.1 mmol) in MeOH (260 mL) was added Pearlman's catalyst (2.18 g, 3.11 mmol) and concentrated HCl (20.0 mL, 249 mmol). The system was then stirred under an atmosphere of hydrogen via a balloon for 1.5 h. The reaction contents were filtered through a pad of celite and methanol was removed in vacuo. The crude mixture was then basified using saturated Na_2CO_3 and then extracted using 4:1 Chloroform:Ethanol. The organic phase was washed with brine, dried over Na_2SO_4 , filtered and concentrated to yield the desired product (11-6) as a bone semi-solid. ESI+ MS $[M+H]^+$ $C_8H_{12}N_2O_2$: M-16 ($-NH_2$), 152.06 found, 152.2 required.

EXAMPLE 12



3-ethyl-4-methoxybenzonitrile (12-2)

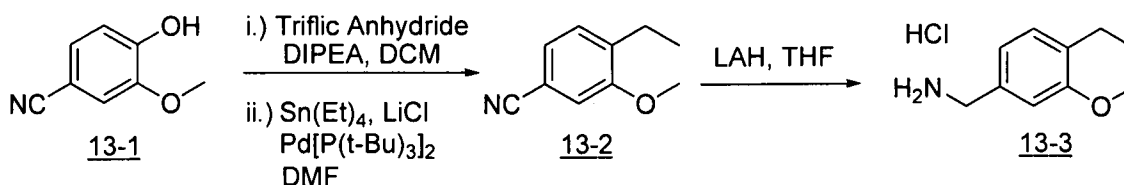
To a solution of 3-bromo-4-methoxybenzonitrile (12-1, 0.3 g, 1.42 mmol) in DMF (14 mL) was added tetraethyltin (0.56 mL, 2.83 mmol), bis(tri-*t*-butylphosphine) palladium(0) (0.072 g, 0.141 mmol), and lithium chloride (0.18 g, 4.24 mmol) and the system was heated to 135°C for 30 minutes in a microwave reactor. The mixture was partitioned between saturated NaHCO₃ and EtOAc. The organic phase was washed with brine, dried over Na₂SO₄, filtered and concentrated. The crude material was purified by gradient elution on silica gel (0 to 10% EtOAc in hexanes) to yield the desired product (12-2) as a clear oil. ESI+ MS [M+H]⁺ C₁₀H₁₁NO: 162.1 found, 162.2 required.

3-ethyl-4-methoxybenzylamine (12-3)

To a solution of 3-ethyl-4-methoxybenzonitrile (12-2, 0.12 g, 0.71 mmol) in MeOH (3.5 mL) was added Pearlman's catalyst (0.020 g, 0.036 mmol) and concentrated HCl (0.47 mL, 5.71 mmol). The system was then stirred under an atmosphere of hydrogen via a balloon overnight. The reaction contents were filtered through a pad of celite and solvents were removed in vacuo to yield the desired product (12-3) as a salmon colored crystalline solid in the form of a mono HCl salt. ESI+ MS [M+H]⁺ C₈H₁₂N₂O₂: M-16 (-NH₂), 149.07 found, 149.2 required.

20

EXAMPLE 13



3-methoxy-4-ethyl-benzonitrile (13-2)

To a solution of 3-methoxy-4-hydroxybenzonitrile (13-1, 2.0 g, 13.4 mmol) in DCM (67 mL) at -78 °C was added diisopropylethylamine (3.0 mL, 17.4 mmol) followed by triflic anhydride (2.7 mL, 16.0 mmol) and stirred at -78 °C for 1h. The mixture was poured into a separatory funnel containing a few pieces of ice and then partitioned between ice water and ether. The organic phase was washed with 1N HCl and then 10% Na₂CO₃, dried over Na₂SO₄, filtered

25

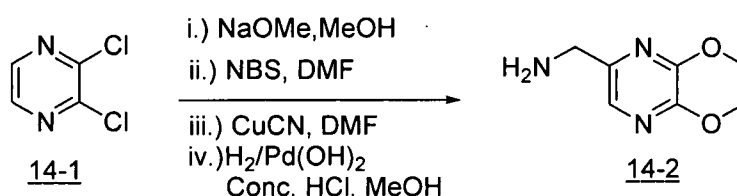
and concentrated to yield a pale yellow oil. To a solution of this oil (2.7 g, 9.60 mmol) in DMF (96.0 mL) was added tetraethyl tin (3.80 mL, 19.2 mmol), bis(tri-*t*-butylphosphine) palladium(0) (0.491 g, 0.960 mmol) and LiCl (1.22g, 28.8 mmol) and the system was heated to 80 °C for 1h in an oil bath. The mixture was partitioned between saturated NaHCO₃ and EtOAc. The organic phase was washed with water, brine, dried over Na₂SO₄, filtered and concentrated. The crude material was purified by gradient elution on silica gel (0 to 20% EtOAc in hexanes) to afford the desired compound (13-2) as a pale yellow crystalline solid. ESI+ MS [M+H]⁺ C₁₀H₁₁NO: 162.1 found, 162.2 required.

10 3-methoxy-4-ethylbenzylamine (13-3)

To a solution of 3-methoxy-4-ethyl-benzonitrile (13-2, 1.5 g, 9.31 mmol) in THF (45 mL) at 0 °C was added LAH (40 mL, 40.0 mmol) and stirred at 0 °C for 0.5h. Quenched carefully over a period of 0.5h with EtOAc at 0 °C and stirred for 15 minutes. Following this, water (1.5 mL) was added to this mixture and stirred for 15 minutes followed by 15% NaOH (1.5 mL) and again stirred for 15 minutes. Lastly, water (4.5 mL) was added and stirred for 15 more minutes. The mixture was dried over Mg₂SO₄, filtered and concentrated to yield a clear semi-solid. This semi-solid was treated with 2.0M HCl in ether (4.65 mL, 9.3 mmol) and the reaction contents were concentrated to afford the desired product as a white powder (13-3) in the form of a mono HCl salt. ESI+ MS [M+H]⁺ C₈H₁₂N₂O₂: M-16 (-NH₂), 149.1 found, 149.2 required.

20

EXAMPLE 14



2,3-dimethoxy-5-aminomethylpyrazine (14-2)

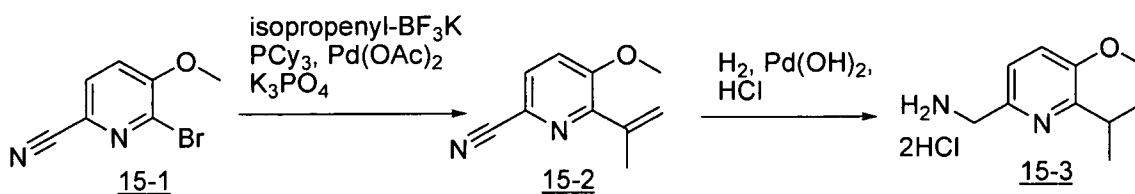
To a solution of 2,3-dichloropyrazine (14-1, 3.5 g, 23.5 mmol) in MeOH (115 mL) was added NaOMe (15.0 mL, 70.5 mmol) and the system was stirred overnight. The reaction contents were then filtered through a fritted funnel of medium porosity, concentrated, and partitioned between EtOAc and water. The organic phase was washed with brine, dried over Na₂SO₄, filtered and concentrated to afford a clear oil. To this clear oil (2.5 g, 17.8 mmol) in DMF (17 ml) at 0°C was added NBS (3.5 g, 19.6 mmol) the system was stirred overnight. The

25

system was quenched with Na₂SO₃ and then poured into ice water. The resulting solids that precipitated from solution were isolated by filtration and dried to afford a white solid. To this white solid (1 g, 4.5 mmol) in DMF (9 mL) was added copper cyanide (0.45 g, 5.0 mmol) and heated to 185 °C for 20 minutes in the microwave reactor. The mixture was cooled and
 5 partitioned between EtOAc and water. The organic phase was washed with brine, dried over Na₂SO₄, filtered and concentrated. The crude material was purified by gradient elution on silica (0 to 65% EtOAc in hexanes) to afford a white powder. To this white powder (0.740 g, 4.5 mmol) in MeOH (40 mL) was added Pearlman's catalyst (0.315 g, 0.45 mmol) and concentrated HCl (3.0 mL, 36 mmol). The system was then stirred under an atmosphere of hydrogen via a
 10 balloon for 1.5 h. The reaction contents were filtered through a pad of celite followed by removal of methanol in vacuo. The crude mixture was then dissolved in DCM, basified using saturated Na₂CO₃ and then extracted several times with DCM. The organic phase was washed with brine, dried over Na₂SO₄, filtered and concentrated to yield the desired product (14-2) as a bone solid. ESI+ MS [M+H]⁺ C₇H₁₁N₃O₂: M-16 (-NH₂), 152.8 found, 152.2 required.

15

EXAMPLE 15

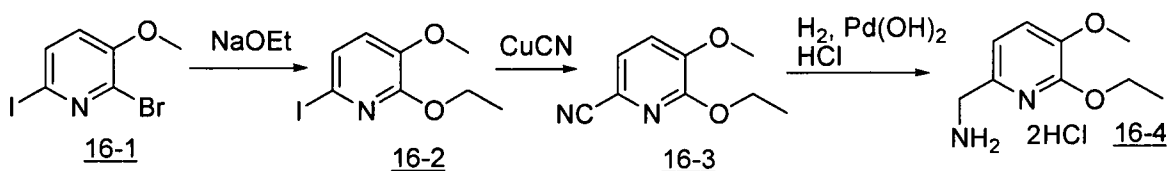
6-Isopropenyl-5-methoxypyridine-2-carbonitrile (15-2)

In a microwave vial, 6-bromo-5-methoxypyridine-2-carbonitrile (15-1 or 9-2, 200 mg, 0.94 mmol, 1.0 equiv), potassium trifluoro(isopropenyl)borate (Molander, Gary A., J. Am. Chem. Soc. Commun. 2003, 125, 11148-11149.) (347 mg, 2.35 mmol, 2.5 equiv), tricyclohexylphosphine (52.7 mg, 0.19 mmol, 0.2 equiv), palladium(II) acetate (21.1 mg, 0.09 mmol, 0.1 equiv), and tripotassium phosphate (697 mg, 3.29 mmol, 3.5 equiv) were suspended in toluene (10 mL) and water (0.5 mL). The reaction mixture was heated in a microwave reactor
 25 for 20 minutes at 130 °C and then filtered, rinsing with EtOAc. The filtrate was concentrated and the residue purified by normal phase column chromatography (15-40% EtOAc in hexanes) to afford the title compound (15-2). ESI+ MS [M+H]⁺ C₁₀H₁₁N₂O: 175.1 found, 175.2 required.

1-(6-Isopropyl-5-methoxypyridin-2-yl)methanamine dihydrochloride (15-3)

To a suspension of 6-isopropenyl-5-methoxypyridine-2-carbonitrile (15-2, 132 mg, 0.76 mmol, 1 equiv) in methanol (4 mL) was added palladium hydroxide on carbon (26.6 mg, 0.04 mmol, 0.05 equiv) and concentrated HCl (500 uL, 6.06 mmol, 8 equiv) and the reaction mixture stirred under an atmosphere of hydrogen for three hours. The reaction mixture was
 5 filtered over celite, rinsing with methanol, and concentrated to give the title compound (15-3) as the dihydrochloride salt. ESI+ MS [M+H]⁺ C₁₀H₁₇N₂O: 181.1 found, 181.3 required.

EXAMPLE 16

2-Ethoxy-6-iodo-3-methoxypyridine (16-2)

10 In a microwave vial, 2-bromo-6-iodo-3-methoxypyridine (16-1 or 131-3, 150 mg, 0.48 mmol, 1 equiv) was dissolved in DMF (300 uL). Sodium ethoxide (268 uL, 21 wt% in EtOH, 0.72 mmol, 1.5 equiv) was added to the solution, and the reaction was heated in the microwave for 5 minutes at 100°C. The reaction mixture was partitioned between saturated NaHCO₃ and DCM. The organic phase was washed once with brine, dried over Mg₂SO₄ and
 15 concentrated. The residue was purified by normal phase column chromatography (0-20% EtOAc in hexanes) to give the title compound (16-2). ESI+ MS [M+H]⁺ C₈H₁₁INO₂: 280.0 found, 280.1 required.

6-Ethoxy-5-methoxypyridine-2-carbonitrile (16-3)

20 To a solution of 2-ethoxy-6-iodo-3-methoxypyridine (16-2, 100 mg, 0.36 mmol, 1 equiv) in DMF (675 uL) was added copper cyanide (39 mg, 0.43, mmol, 1.2 equiv). The reaction mixture was heated in a microwave reactor at 150°C for 20 minutes, and then was partitioned between DCM (50mL) and water (50 mL). The aqueous layer was extracted with DCM (3 x 25 mL), and the organic phase was dried over Mg₂SO₄, concentrated and purified by normal phase
 25 column chromatography (20-50% EtOAc in hexanes) to yield the title compound (16-3) as a white solid. ESI+ MS [M+H]⁺ C₉H₁₁N₂O₂: 179.1 found, 179.2 required.

1-(6-Ethoxy-5-methoxypyridin-2-yl)methanamine dihydrochloride (16-4)

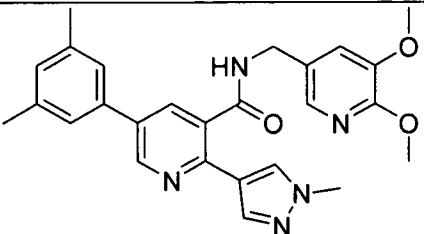
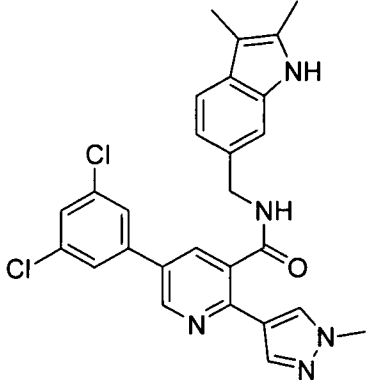
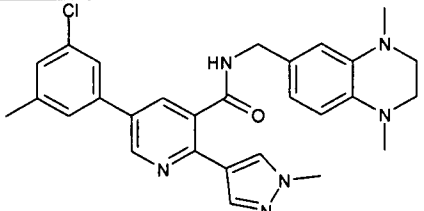
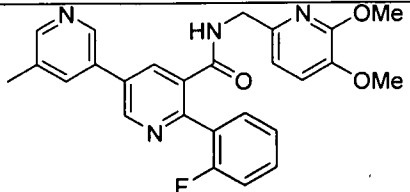
30 To a solution of 6-ethoxy-5-methoxypyridine-2-carbonitrile (16-3, 48 mg, 0.27 mmol, 1 equiv) in methanol (1.5 mL) was added 20 weight percent palladium hydroxide on

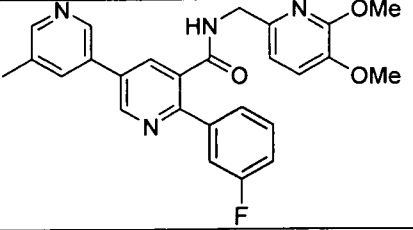
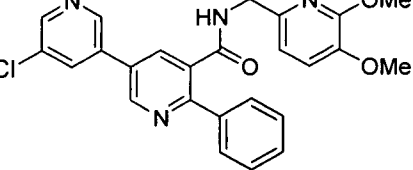
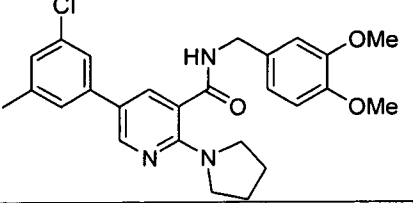
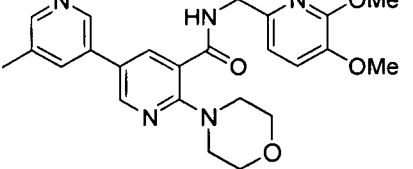
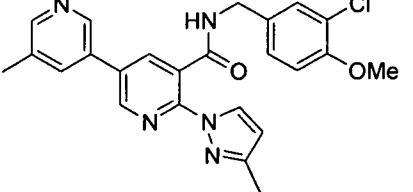
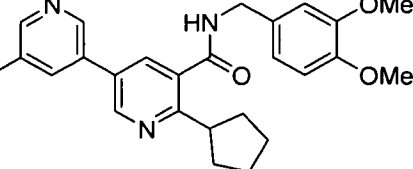
carbon (9.5 mg, 0.01 mmol, 0.05 equiv) and concentrated HCl (177 μ L, 2.16 mmol, 8 equiv) and the reaction mixture stirred under an atmosphere of hydrogen overnight. The reaction mixture was filtered over celite, rinsing with methanol, and concentrated to give the title compound (16-4) as the dihydrochloride salt. ESI+ MS $[M+H]^+$ $C_9H_{15}N_2O_2$: 183.1 found, 183.2 required.

5

TABLE

The following table shows representative data for the compounds of the Examples as orexin receptor antagonists as determined by the foregoing assays.

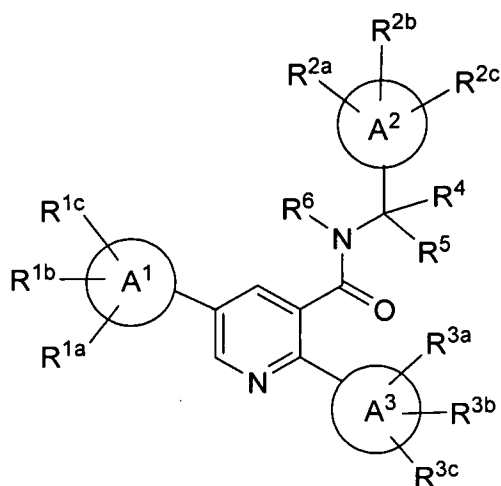
Cmpd	Structure	OX2R K_i (nM)
<u>1-13</u>		4.8
<u>1-14</u>		0.07
<u>2-14</u>		0.15
<u>3-5</u>		0.74

<u>3-7</u>		0.32
<u>3-15</u>		0.45
<u>4-5</u>		0.45
<u>4-13</u>		1.1
<u>5-11</u>		0.95
<u>6-5</u>		2.3

While the invention has been described and illustrated with reference to certain particular embodiments thereof, those skilled in the art will appreciate that various adaptations, changes, modifications, substitutions, deletions, or additions of procedures and protocols may be made without departing from the spirit and scope of the invention.

WHAT IS CLAIMED IS:

1. A compound of the formula I:



I

5

wherein:

A¹ is selected from the group consisting of phenyl, naphthyl and heteroaryl;

A² is selected from the group consisting of phenyl, naphthyl and heteroaryl;

10

A³ is selected from the group consisting of phenyl, naphthyl, C₃₋₆cycloalkyl, and heterocycle;

R^{1a}, R^{1b} and R^{1c} may be absent if the valency of A¹ does not permit such substitution and are independently selected from the group consisting of:

15

- (1) hydrogen,
- (2) halogen,
- (3) hydroxyl,
- (4) -(C=O)_m-O_n-C₁₋₆alkyl, where m is 0 or 1, n is 0 or 1 (wherein if m is 0 or n is 0, a bond is present) and where the alkyl is unsubstituted or substituted with one or more substituents selected from R¹³,
- (5) -(C=O)_m-O_n-C₃₋₆cycloalkyl, where the cycloalkyl is unsubstituted or substituted with one or more substituents selected from R¹³,
- (6) -(C=O)_m-C₂₋₄alkenyl, where the alkenyl is unsubstituted or substituted with one or more substituents selected from R¹³,
- (7) -(C=O)_m-C₂₋₄alkynyl, where the alkynyl is unsubstituted or substituted with one or more substituents selected from R¹³,

20

25

- (8) $-(C=O)_m-O_n$ -phenyl or $-(C=O)_m-O_n$ -naphthyl, where the phenyl or naphthyl is unsubstituted or substituted with one or more substituents selected from R¹³,
- (9) $-(C=O)_m-O_n$ -heterocycle, where the heterocycle is unsubstituted or substituted with one or more substituents selected from R¹³,
- 5 (10) $-(C=O)_m-NR^{10}R^{11}$, wherein R¹⁰ and R¹¹ are independently selected from the group consisting of:
- (a) hydrogen,
 - (b) C₁₋₆alkyl, which is unsubstituted or substituted with R¹³,
 - (c) C₃₋₆alkenyl, which is unsubstituted or substituted with R¹³,
 - 10 (d) C₃₋₆alkynyl, which is unsubstituted or substituted with R¹³,
 - (e) C₃₋₆cycloalkyl which is unsubstituted or substituted with R¹³,
 - (f) phenyl, which is unsubstituted or substituted with R¹³, and
 - (g) heterocycle, which is unsubstituted or substituted with R¹³,
- (11) $-S(O)_2-NR^{10}R^{11}$,
- 15 (12) $-S(O)_q-R^{12}$, where q is 0, 1 or 2 and where R¹² is selected from the definitions of R¹⁰ and R¹¹,
- (13) $-CO_2H$,
- (14) $-CN$, and
- (15) $-NO_2$;

20 R^{2a}, R^{2b} and R^{2c} may be absent if the valency of A² does not permit such substitution and are independently selected from the group consisting of:

- (1) hydrogen,
- (2) halogen,
- 25 (3) hydroxyl,
- (4) $-(C=O)_m-O_n-C_{1-6}$ alkyl, where the alkyl is unsubstituted or substituted with one or more substituents selected from R¹³,
- (5) $-(C=O)_m-O_n-C_{3-6}$ cycloalkyl, where the cycloalkyl is unsubstituted or substituted with one or more substituents selected from R¹³,
- 30 (6) $-(C=O)_m-C_{2-4}$ alkenyl, where the alkenyl is unsubstituted or substituted with one or more substituents selected from R¹³,
- (7) $-(C=O)_m-C_{2-4}$ alkynyl, where the alkynyl is unsubstituted or substituted with one or more substituents selected from R¹³,
- (8) $-(C=O)_m-O_n$ -phenyl or $-(C=O)_m-O_n$ -naphthyl, where the phenyl or naphthyl is
- 35 unsubstituted or substituted with one or more substituents selected from R¹³,
- (9) $-(C=O)_m-O_n$ -heterocycle, where the heterocycle is unsubstituted or substituted with one or more substituents selected from R¹³,

- (10) $-(C=O)_m-NR^{10}R^{11}$,
 (11) $-S(O)_2-NR^{10}R^{11}$,
 (12) $-S(O)_q-R^{12}$,
 (13) $-CO_2H$,
 5 (14) $-CN$, and
 (15) $-NO_2$;

R^{3a} , R^{3b} and R^{3c} may be absent if the valency of A^3 does not permit such substitution and are independently selected from the group consisting of:

- 10 (1) hydrogen,
 (2) halogen,
 (3) hydroxyl,
 (4) $-(C=O)_m-O_n-C_{1-6}$ alkyl, where the alkyl is unsubstituted or substituted with one or more substituents selected from R^{13} ,
 15 (5) $-(C=O)_m-O_n-C_{3-6}$ cycloalkyl, where the cycloalkyl is unsubstituted or substituted with one or more substituents selected from R^{13} ,
 (6) $-(C=O)_m-C_{2-4}$ alkenyl, where the alkenyl is unsubstituted or substituted with one or more substituents selected from R^{13} ,
 (7) $-(C=O)_m-C_{2-4}$ alkynyl, where the alkynyl is unsubstituted or substituted with one or more substituents selected from R^{13} ,
 20 (8) $-(C=O)_m-O_n$ -phenyl or $-(C=O)_m-O_n$ -naphthyl, where the phenyl or naphthyl is unsubstituted or substituted with one or more substituents selected from R^{13} ,
 (9) $-(C=O)_m-O_n$ -heterocycle, where the heterocycle is unsubstituted or substituted with one or more substituents selected from R^{13} ,
 25 (10) $-(C=O)_m-NR^{10}R^{11}$,
 (11) $-S(O)_2-NR^{10}R^{11}$,
 (12) $-S(O)_q-R^{12}$,
 (13) $-CO_2H$,
 (14) $-CN$, and
 30 (15) $-NO_2$;

with the proviso that if A^3 is pyridyl, at least one of R^{3a} , R^{3b} and R^{3c} is other than hydrogen;

R^4 and R^5 are independently selected from hydrogen and C_{1-6} alkyl, which is unsubstituted or substituted with one or more substituents selected from R^{13} , or R^4 and R^5 may be joined together to form a C_{3-6} cycloalkyl with the carbon atom to which they are attached, where the cycloalkyl is unsubstituted or substituted with one or more substituents selected from R^{13} ;

R⁶ is hydrogen, C₁₋₆alkyl or C₃₋₆cycloalkyl, which is unsubstituted or substituted with one or more substituents selected from R¹³;

R¹³ is selected from the group consisting of:

- 5 (1) halogen,
- (2) hydroxyl,
- (3) -(C=O)_m-O_n-C₁₋₆alkyl, where the alkyl is unsubstituted or substituted with one or more substituents selected from R¹⁴,
- (4) -O_n-(C₁₋₃)perfluoroalkyl,
- 10 (5) -(C=O)_m-O_n-C₃₋₆cycloalkyl, where the cycloalkyl is unsubstituted or substituted with one or more substituents selected from R¹⁴,
- (6) -(C=O)_m-C₂₋₄alkenyl, where the alkenyl is unsubstituted or substituted with one or more substituents selected from R¹⁴,
- (7) -(C=O)_m-C₂₋₄alkynyl, where the alkynyl is unsubstituted or substituted with one or more substituents selected from R¹⁴,
- 15 (8) -(C=O)_m-O_n-phenyl or -(C=O)_m-O_n-naphthyl, where the phenyl or naphthyl is unsubstituted or substituted with one or more substituents selected from R¹⁴,
- (9) -(C=O)_m-O_n-heterocycle, where the heterocycle is unsubstituted or substituted with one or more substituents selected from R¹⁴,
- 20 (10) -(C=O)_m-NR¹⁰R¹¹,
- (11) -S(O)₂-NR¹⁰R¹¹,
- (12) -S(O)_q-R¹²,
- (13) -CO₂H,
- (14) -CN, and
- 25 (15) -NO₂;

R¹⁴ is selected from the group consisting of:

- (1) hydroxyl,
- (2) halogen,
- 30 (3) C₁₋₆alkyl,
- (4) -C₃₋₆cycloalkyl,
- (5) -O-C₁₋₆alkyl,
- (6) -O(C=O)-C₁₋₆alkyl,
- (7) -NH-C₁₋₆alkyl,
- 35 (8) phenyl,
- (9) heterocycle,
- (10) -CO₂H, and

(11) -CN;

or a pharmaceutically acceptable salt thereof.

2. The compound of Claim 1 wherein A¹ is phenyl.

3. The compound of Claim 1 wherein A¹ is pyridyl.

4. The compound of Claim 1 wherein A² is phenyl.

5. The compound of Claim 1 wherein A² is heteroaryl.

6. The compound of Claim 1 wherein A³ is phenyl.

7. The compound of Claim 1 wherein R^{1a}, R^{1b} and R^{1c} are independently selected from the group consisting of:

(1) hydrogen,

(2) halogen,

(3) hydroxyl,

(4) C₁₋₆alkyl, which is unsubstituted or substituted with halogen, hydroxyl, phenyl or naphthyl,

(5) -O-C₁₋₆alkyl, which is unsubstituted or substituted with halogen, hydroxyl or phenyl,

(6) heteroaryl, wherein heteroaryl is selected from pyrrolyl, imidazolyl, indolyl, pyridyl, and pyrimidinyl, which is unsubstituted or substituted with halogen, hydroxyl, C₁₋₆alkyl, -O-C₁₋₆alkyl or-NO₂,

(7) phenyl, which is unsubstituted or substituted with halogen, hydroxyl, C₁₋₆alkyl, -O-C₁₋₆alkyl or-NO₂,

(8) -O-phenyl, which is unsubstituted or substituted with halogen, hydroxyl, C₁₋₆alkyl, -O-C₁₋₆alkyl or-NO₂, and

(9) -NH-C₁₋₆alkyl, or -N(C₁₋₆alkyl)(C₁₋₆alkyl), which is unsubstituted or substituted with halogen, hydroxyl, C₁₋₆alkyl, -O-C₁₋₆alkyl or-NO₂.

8. The compound of Claim 7 wherein R^{1a}, R^{1b} and R^{1c} are independently selected from the group consisting of:

(1) hydrogen,

(2) halogen,

(3) hydroxyl,

- (4) C₁₋₆alkyl, which is unsubstituted or substituted with halogen, hydroxyl or phenyl or naphthyl, and
- (5) -O-C₁₋₆alkyl, which is unsubstituted or substituted with halogen, hydroxyl or phenyl.

5

9. The compound of Claim 8 wherein R^{1a}, R^{1b} and R^{1c} are independently selected from the group consisting of:

- (1) hydrogen,
- (2) chloro,
- 10 (3) fluororo, and
- (4) methyl.

10. The compound of Claim 1 wherein R^{2a}, R^{2b} and R^{2c} are independently selected from the group consisting of:

- 15 (1) hydrogen,
- (2) halogen,
- (3) hydroxyl,
- (4) C₁₋₆alkyl, which is unsubstituted or substituted with halogen, hydroxyl or phenyl or naphthyl,
- 20 (5) -O-C₁₋₆alkyl, which is unsubstituted or substituted with halogen, hydroxyl or phenyl,
- (6) heteroaryl, wherein heteroaryl is selected from pyrrolyl, imidazolyl, indolyl, pyridyl, and pyrimidinyl, which is unsubstituted or substituted with halogen, hydroxyl, C₁₋₆alkyl, -O-C₁₋₆alkyl or-NO₂,
- 25 (7) phenyl, which is unsubstituted or substituted with halogen, hydroxyl, C₁₋₆alkyl, -O-C₁₋₆alkyl or-NO₂,
- (8) -O-phenyl, which is unsubstituted or substituted with halogen, hydroxyl, C₁₋₆alkyl, -O-C₁₋₆alkyl or-NO₂, and
- (9) -NH-C₁₋₆alkyl, or -N(C₁₋₆alkyl)(C₁₋₆alkyl), which is unsubstituted or
- 30 substituted with halogen, hydroxyl, C₁₋₆alkyl, -O-C₁₋₆alkyl or-NO₂.

11. The compound of Claim 10 wherein R^{2a}, R^{2b} and R^{2c} are independently selected from the group consisting of:

- (1) hydrogen,
- 35 (2) chloro,
- (3) fluoro,
- (4) bromo,

- (5) methoxy,
 (6) t-butoxy,
 (7) difluoromethyl, and
 (8) trifluoromethyl,
 5 (9) -N(CH₃).

12. The compound of Claim 1 wherein R^{3a}, R^{3b} and R^{3c} are independently selected from the group consisting of:

- (1) hydrogen,
 10 (2) halogen,
 (3) hydroxyl,
 (4) C₁₋₆alkyl, which is unsubstituted or substituted with halogen, hydroxyl, phenyl or naphthyl,
 (5) -O-C₁₋₆alkyl, which is unsubstituted or substituted with halogen, hydroxyl or
 15 phenyl,
 (6) heteroaryl, wherein heteroaryl is selected from pyrrolyl, imidazolyl, indolyl, pyridyl, and pyrimidinyl, which is unsubstituted or substituted with halogen, hydroxyl, C₁₋₆alkyl, -O-C₁₋₆alkyl or-NO₂,
 (7) phenyl, which is unsubstituted or substituted with halogen, hydroxyl, C₁₋₆alkyl,
 20 -O-C₁₋₆alkyl or-NO₂,
 (8) -O-phenyl, which is unsubstituted or substituted with halogen, hydroxyl, C₁₋₆alkyl, -O-C₁₋₆alkyl or-NO₂, and
 (9) -NH-C₁₋₆alkyl, or -N(C₁₋₆alkyl)(C₁₋₆alkyl), which is unsubstituted or substituted with halogen, hydroxyl, C₁₋₆alkyl, -O-C₁₋₆alkyl or-NO₂;

25 with the proviso that if A³ is pyridyl, at least one of R^{3a}, R^{3b} and R^{3c} is other than hydrogen.

13. The compound of Claim 12 wherein R^{3a}, R^{3b} and R^{3c} are independently selected from the group consisting of:

- (1) hydrogen,
 30 (2) halogen, and
 (3) C₁₋₆alkyl;

with the proviso that if A³ is pyridyl, at least one of R^{3a}, R^{3b} and R^{3c} is other than hydrogen.

14. A compound which is selected from the group consisting of:

35 N-(3,4-Dimethoxybenzyl)-5-(3,5-dimethylphenyl)-2-(1-methyl-1H-pyrazol-4-yl)nicotinamide;
 N-(3,4-dimethoxybenzyl)-5-(3,5-dimethylphenyl)-6'-fluoro-2,3'-bipyridine-3-carboxamide;
 N-(3,4-dimethoxybenzyl)-5-(3,5-dimethylphenyl)-2-quinolin-3-ylnicotinamide;

- N-(3,4-dimethoxybenzyl)-5-(3,5-dimethylphenyl)-2-(3-hydroxyphenyl)nicotinamide;
N-(3,4-dimethoxybenzyl)-5-(3,5-dimethylphenyl)-2-{3-[(methylamino)carbonyl]phenyl}-
nicotinamide;
N-(3,4-dimethoxybenzyl)-2-{3-[(dimethylamino)methyl] phenyl}-5-(3,5-dimethylphenyl)
5 nicotinamide;
N-(3,4-dimethoxybenzyl)-5-(3,5-dimethylphenyl)-2-(1H-indol-5-yl)nicotinamide;
5-(3,5-dimethylphenyl)-N-[(1R)-1-(3-methoxyphenyl)ethyl]-2-(1-methyl-1H-pyrazol-4-
yl)nicotinamide;
5-(3,5-dimethylphenyl)-2-(1-methyl-1H-pyrazol-4-yl)-N-(quinolin-2-ylmethyl) nicotinamide;
10 N-[(5,6-dimethoxypyridin-3-yl)methyl]-5-(3,5-dimethylphenyl)-2-(1-methyl-1H-pyrazol-4-
yl)nicotinamide;
5-(3,5-dichlorophenyl)-N-[(2,3-dimethyl-1H-indol-6-yl)methyl]-2-(1-methyl-1H-pyrazol-4-
yl)nicotinamide;
5-(3-fluoro-5-methylphenyl)-2-(1-methyl-1H-pyrazol-4-yl)-N-[(1R)-1-(2-
15 naphthyl)ethyl]nicotinamide;
5-(3,5-dimethylphenyl)-2-(1-methyl-1H-pyrazol-4-yl)-N-(2-naphthylmethyl) nicotinamide;
5-(3-fluoro-5-methylphenyl)-2-(1-methyl-1H-pyrazol-4-yl)-N-(2-naphthylmethyl) nicotinamide;
5-(3,5-dimethylphenyl)-2-(1-methyl-1H-pyrazol-4-yl)-N-(quinolin-3-ylmethyl)nicotinamide;
5-(3-Chloro-5-methylphenyl)-N-(3,4-dimethoxybenzyl)-2-(1-methyl-1H-pyrazol-4-yl)
20 nicotinamide;
5-(3,5-fluoromethylphenyl)-N-[1-(3,4-dimethoxyphenyl) ethyl]-2-(1-methyl-1H-pyrazol-4-
yl)nicotinamide;
5-(3,5-fluoromethylphenyl)-N-(3,4-dimethoxybenzyl)-2-(1-methyl-1H-pyrazol-4-
yl)nicotinamide;
25 5-(3,5-chloromethylphenyl)-N-[(2,3-dimethyl-1-H-indol-5-yl)methyl]-2-(1-methyl-1H-pyrazol-4-
yl)nicotinamide;
5-(3,5-chloromethylphenyl)-N-(2-naphthylmethyl)-2-(1-methyl-1H-pyrazol-4-yl)nicotinamide;
5-(3,5-fluoromethylphenyl)-N-(3,4-dimethoxybenzyl)-2-pyridazin-3-yl-nicotinamide;
5-(3,5-chloromethylphenyl)-N-(3,4-dichlorobenzyl)-2-(1-methyl-1H-pyrazol-4-yl)nicotinamide;
30 5-(3,5-fluoromethylphenyl)-N-[1-(3,4-dimethoxyphenyl) ethyl]-6'-fluoro-2,3'-bipyridine-3-
carboxamide;
5-(3,5-dichlorophenyl)-N-(3,4-dimethoxybenzyl)-5'-chloro-2,3'-bipyridine-3-carboxamide;
5-(3,5-chloromethylphenyl)-N-[(1-methyl-1H-benzimidazol-2-yl) methyl]-2-(1-methyl-1H-
pyrazol-4-yl)nicotinamide;
35 5-(3,5-chloromethylphenyl)-N-[(1-methyl-2,3-dihydro-1H-indol-5-yl) methyl]-2-(1-methyl-1H-
pyrazol-4-yl)nicotinamide;

- 5-(3,5-chloromethylphenyl)-N-[(1,4-dimethyl-1,2,3,4-tetrahydroquinoxalin-6-yl) methyl]-2-(1-methyl-1H-pyrazol-4-yl)nicotinamide;
- 5-(3,5-chloromethylphenyl)-N-[(1,4,5-trimethyl-1H-imidazol-2-yl)methyl]-2-(1-methyl-1H-pyrazol-4-yl)nicotinamide;
- 5 5-(3,5-fluoromethylphenyl)-N-(3,4-dimethoxybenzyl)-2-(1-methyl-1H-pyrazol-5-yl)nicotinamide;
- 5-(3,5-chloromethylphenyl)-N-(3,4-dihydroxybenzyl)-2-(1-methyl-1H-pyrazol-4-yl)nicotinamide;
- 5-(3,5-chloromethylphenyl)-N-[(1-methyl-1H-indol-2-yl)methyl]-2-(1-methyl-1H-pyrazol-4-yl)nicotinamide;
- 10 N-[(5,6-dimethoxypyridin-2-yl)methyl]-6-(2-fluorophenyl)-5'-methyl-3,3'-bipyridine-5-carboxamide;
- N-[(5,6-dimethoxypyridin-2-yl)methyl]-6-(3-fluorophenyl)-5'-methyl-3,3'-bipyridine-5-carboxamide;
- 15 6-(3-chlorophenyl)-N-[(5,6-dimethoxypyridin-2-yl)methyl]-5'-methyl-3,3'-bipyridine-5-carboxamide;
- 6-(3-chlorophenyl)-N-[(5,6-dimethoxypyridin-3-yl)methyl]-5'-methyl-3,3'-bipyridine-5-carboxamide;
- N-[(5,6-dimethoxypyridin-2-yl)methyl]-5'-methyl-6-phenyl-3,3'-bipyridine-5-carboxamide;
- 20 N-(3-chloro-4-methoxybenzyl)-5'-methyl-6-phenyl-3,3'-bipyridine-5-carboxamide;
- N-[(5,6-dimethoxypyrazin-2-yl)methyl]-6-(2-fluorophenyl)-5'-methyl-3,3'-bipyridine-5-carboxamide;
- N-(3-chloro-4-methoxybenzyl)-5'-methyl-6-(3-methylphenyl)-3,3'-bipyridine-5-carboxamide;
- 6-(2,3-difluorophenyl)-N-[(5,6-dimethoxypyridin-2-yl)methyl]-5'-methyl-3,3'-bipyridine-5-
- 25 carboxamide;
- 5'-chloro-N-[(5,6-dimethoxypyridin-2-yl)methyl]-6-phenyl-3,3'-bipyridine-5-carboxamide;
- N-[(6-cyclopropyl-5-methoxypyridin-2-yl)methyl]-6-(3-fluorophenyl)-5'-methyl-3,3'-bipyridine-5-carboxamide;
- 6-(3,5-difluorophenyl)-N-[(5,6-dimethoxypyridin-2-yl)methyl]-5'-methyl-3,3'-bipyridine-5-
- 30 carboxamide;
- 6-(3,5-difluorophenyl)-N-[(5,6-dimethoxypyrazin-2-yl)methyl]-5'-methyl-3,3'-bipyridine-5-carboxamide;
- 6-(3-chloro-5-fluorophenyl)-N-[(5,6-dimethoxypyridin-2-yl)methyl]-5'-methyl-3,3'-bipyridine-5-carboxamide;
- 35 6-(3-cyanophenyl)-N-[(5,6-dimethoxypyridin-2-yl)methyl]-5'-methyl-3,3'-bipyridine-5-carboxamide;
- 5-(3-chloro-5-methylphenyl)-N-(3,4-dimethoxybenzyl)-2-(morpholin-4-yl)nicotinamide;

- 5-(3-chloro-5-methylphenyl)-N-(3,4-dimethoxybenzyl)-2-piperidin-1-yl nicotinamide;
5-(3-chloro-5-methylphenyl)-N-(3,4-dimethoxybenzyl)-2-pyrrolidin-1-yl nicotinamide;
2-azetidin-1-yl-5-(3-chloro-5-methylphenyl)-N-(3,4-dimethoxybenzyl)-nicotinamide;
5-(3,5-dichlorophenyl)-N-(3,4-dimethoxybenzyl)-2-(3-methoxyazetidin-1-yl)nicotinamide;
5 5-(3,5-dichlorophenyl)-N-(3,4-dimethoxybenzyl)-2-(3-fluoroazetidin-1-yl)nicotinamide;
5-(3-chloro-5-methylphenyl)-N-(3,4-dimethoxybenzyl)-2-[(3R)-3-fluoropyrrolidin-1-yl]nicotinamide;
5-(3-chloro-5-methylphenyl)-N-(3,4-dimethoxybenzyl)-2-thiomorpholin-4-yl nicotinamide;
5-(3,5-dichlorophenyl)-N-[(5,6-dimethoxypyridin-2-yl)methyl]-2-morpholin-4-yl nicotinamide;
10 5'-chloro-N-[(5,6-dimethoxypyridin-2-yl)methyl]-6-morpholin-4-yl-3,3'-bipyridine-5-carboxamide;
N-[(5,6-dimethoxypyridin-2-yl)methyl]-5'-methyl-6-morpholin-4-yl-3,3'-bipyridine-5-carboxamide;
5-(3-chloro-5-methylphenyl)-N-[(5,6-dimethoxypyrazin-2-yl)methyl]-2-morpholin-4-yl nicotinamide;
15 N-[4-methoxy-3-(trifluoromethyl)benzyl]-5'-methyl-6-pyrrolidin-1-yl-3,3'-bipyridine-5-carboxamide;
N-(3-chloro-4-methoxybenzyl)-5'-methyl-6-pyrrolidin-1-yl-3,3'-bipyridine-5-carboxamide;
5'-methyl-6-(3-methyl-1H-pyrazol-1-yl)-N-[(1-methyl-1,2,3,4-tetrahydroquinolin-6-yl)methyl]-
20 3,3'-bipyridine-5-carboxamide;
N-[(5,6-dimethoxypyridin-2-yl)methyl]-5-(3,5-dimethylphenyl)-2-(4-methyl-1H-pyrazol-1-yl)nicotinamide;
5-(3-chloro-5-fluorophenyl)-N-[(5,6-dimethoxypyridin-2-yl)methyl]-2-(4-methyl-1H-pyrazol-1-yl)nicotinamide;
25 N-(3-cyclopropyl-4-methoxybenzyl)-5'-methyl-6-(3-methyl-1H-pyrazol-1-yl)-3,3'-bipyridine-5-carboxamide;
N-(3-chloro-4-methoxybenzyl)-5-(3-fluoro-5-methoxyphenyl)-2-(1H-pyrazol-1-yl)nicotinamide;
N-(3-chloro-4-methoxybenzyl)-5'-methyl-6-(1H-pyrazol-1-yl)-3,3'-bipyridine-5-carboxamide;
N-[(5,6-dimethoxypyridin-2-yl)methyl]-5'-methyl-6-(3-methyl-1H-pyrazol-1-yl)-3,3'-bipyridine-
30 5-carboxamide;
N-(3-ethyl-4-methoxybenzyl)-5'-methyl-6-(3-methyl-1H-pyrazol-1-yl)-3,3'-bipyridine-5-carboxamide;
N-(3-chloro-4-methoxybenzyl)-5'-methyl-6-(3-methyl-1H-pyrazol-1-yl)-3,3'-bipyridine-5-carboxamide;
35 5-(3-chloro-5-methylphenyl)-N-(3,4-dimethoxybenzyl)-2-(4-methyl-1H-pyrazol-1-yl)nicotinamide;
6-cyclopentyl-N-[(5,6-dimethoxypyridin-2-yl)methyl]-5'-methyl-3,3'-bipyridine-5-carboxamide;

6-cyclopentyl-N-(3,4-dimethoxybenzyl)-5'-methyl-3,3'-bipyridine-5-carboxamide;
N-(3-chloro-4-methoxybenzyl)-6-cyclopentyl-5'-methyl-3,3'-bipyridine-5-carboxamide;
6-cyclopentyl-N-[4-methoxy-3-(trifluoromethyl)benzyl]-5'-methyl-3,3'-bipyridine-5-
carboxamide;

5 or a pharmaceutically acceptable salt thereof.

15. A pharmaceutical composition which comprises an inert carrier and a
compound of Claim 1 or a pharmaceutically acceptable salt thereof.

10 16. A compound of Claim 1 or a pharmaceutically acceptable salt thereof for use
in medicine.

17. Use of a compound of Claim 1, or a pharmaceutically acceptable salt thereof,
for the manufacture of a medicament for the treatment or prevention of a sleep disorder.

15 18. A method for enhancing the quality of sleep in a mammalian patient in need
thereof which comprises administering to the patient a therapeutically effective amount of the
compound of Claim 1 or a pharmaceutically acceptable salt thereof.

20 19. A method for treating insomnia in a mammalian patient in need thereof which
comprises administering to the patient a therapeutically effective amount of the compound of
Claim 1 or a pharmaceutically acceptable salt thereof.

25 20. A method for treating or controlling obesity in a mammalian patient in need
thereof which comprises administering to the patient a therapeutically effective amount of the
compound of Claim 1 or a pharmaceutically acceptable salt thereof.

INTERNATIONAL SEARCH REPORT

International application No.

PCT/US 08/09491

A. CLASSIFICATION OF SUBJECT MATTER

IPC(8) - A01N 37/16; A61K 31/519, 31/16 (2008.04)

USPC - 514/264.1; 630

According to International Patent Classification (IPC) or to both national classification and IPC

B. FIELDS SEARCHED

Minimum documentation searched (classification system followed by classification symbols)

USPC: 514/264.1; 630

Documentation searched other than minimum documentation to the extent that such documents are included in the fields searched

USPC: 514/563, 613 (see search terms below)

Electronic data base consulted during the international search (name of data base and, where practicable, search terms used)

Electronic Databases Searched: USPTO WEST (PGPUB, EPAB, JPAB, USPT), Google Patent, Google Scholar. Search Terms Used: neurological or psychiatric, pharmaceutical compositions, pyridyl carboxamide, pyridyl carboxamide, orexin receptor, neurological or psychiatric

C. DOCUMENTS CONSIDERED TO BE RELEVANT

Category*	Citation of document, with indication, where appropriate, of the relevant passages	Relevant to claim No.
Y	US 2002/0147198 A1 (Chen et al.) 10 October 2002 (10.10.2002) para [0048]-[0049], [0187], [0193], [0196], [0254], [0848]	1-20
Y	WO 2007/061763 A2 (Coleman et al.) 31 May 2007 (31.05.2007) abstract; pg 2-8	1-20

 Further documents are listed in the continuation of Box C.

* Special categories of cited documents:

"A" document defining the general state of the art which is not considered to be of particular relevance

"E" earlier application or patent but published on or after the international filing date

"L" document which may throw doubts on priority claim(s) or which is cited to establish the publication date of another citation or other special reason (as specified)

"O" document referring to an oral disclosure, use, exhibition or other means

"P" document published prior to the international filing date but later than the priority date claimed

"T" later document published after the international filing date or priority date and not in conflict with the application but cited to understand the principle or theory underlying the invention

"X" document of particular relevance; the claimed invention cannot be considered novel or cannot be considered to involve an inventive step when the document is taken alone

"Y" document of particular relevance; the claimed invention cannot be considered to involve an inventive step when the document is combined with one or more other such documents, such combination being obvious to a person skilled in the art

"&" document member of the same patent family

Date of the actual completion of the international search

22 October 2008 (22.10.2008)

Date of mailing of the international search report

05 NOV 2008

Name and mailing address of the ISA/US

Mail Stop PCT, Attn: ISA/US, Commissioner for Patents
P.O. Box 1450, Alexandria, Virginia 22313-1450
Facsimile No. 571-273-3201

Authorized officer:

Lee W. Young

PCT Helpdesk: 571-272-4300
PCT OSP: 571-272-7774