

(19) World Intellectual Property
Organization
International Bureau



(43) International Publication Date
3 November 2005 (03.11.2005)

PCT

(10) International Publication Number
WO 2005/102358 A2

- (51) International Patent Classification⁷: **A61K 31/695**
- (21) International Application Number:
PCT/US2005/013233
- (22) International Filing Date: 19 April 2005 (19.04.2005)
- (25) Filing Language: English
- (26) Publication Language: English
- (30) Priority Data:
60/563,673 20 April 2004 (20.04.2004) US
- (71) Applicant (for all designated States except US): **RND PHARMACEUTICALS** [US/US]; 853 N. Quentin Road, Suite 195, Palatine, IL 60067 (US).
- (72) Inventors: **GATELY, Stephen**; 853 N. Quentin Road, Suite 195, Palatine, IL 60067 (US). **WANASKI, Stephen**; 121 W. Chestnut, #1204, Chicago, IL 60610 (US).
- (74) Agent: **GOULD, Robert, M.**; Bell, Boyd & Lloyd LLC, P.O. Box 1135, Chicago, IL 60690-1135, (US).
- (81) Designated States (unless otherwise indicated, for every kind of national protection available): AE, AG, AL, AM, AT, AU, AZ, BA, BB, BG, BR, BW, BY, BZ, CA, CH, CN, CO, CR, CU, CZ, DE, DK, DM, DZ, EC, EE, EG, ES, FI, GB, GD, GE, GH, GM, HR, HU, ID, IL, IN, IS, JP, KE, KG, KM, KP, KR, KZ, LC, LK, LR, LS, LT, LU, LV, MA, MD, MG, MK, MN, MW, MX, MZ, NA, NI, NO, NZ, OM, PG, PH, PL, PT, RO, RU, SC, SD, SE, SG, SK, SL, SM, SY, TJ, TM, TN, TR, TT, TZ, UA, UG, US, UZ, VC, VN, YU, ZA, ZM, ZW.
- (84) Designated States (unless otherwise indicated, for every kind of regional protection available): ARIPO (BW, GH, GM, KE, LS, MW, MZ, NA, SD, SL, SZ, TZ, UG, ZM, ZW), Eurasian (AM, AZ, BY, KG, KZ, MD, RU, TJ, TM), European (AT, BE, BG, CH, CY, CZ, DE, DK, EE, ES, FI, FR, GB, GR, HU, IE, IS, IT, LT, LU, MC, NL, PL, PT, RO, SE, SI, SK, TR), OAPI (BF, BJ, CF, CG, CI, CM, GA, GN, GQ, GW, ML, MR, NE, SN, TD, TG).
- Published:**
— without international search report and to be republished upon receipt of that report
- For two-letter codes and other abbreviations, refer to the "Guidance Notes on Codes and Abbreviations" appearing at the beginning of each regular issue of the PCT Gazette.*

(54) Title: PHARMACEUTICAL COMPOSITIONS AND METHODS OF USE OF LIPOPHILIC, SILICON-SUBSTITUTED, CYCLOOXYGENASE-2 SELECTIVE NON-STEROIDAL ANTI-INFLAMMATORY DRUGS AND DERIVATIVES

(57) Abstract: Novel compositions of silicon-substituted carboxylic acid-containing-nonsteroidal anti-inflammatory drugs, their preparation and use in methods for treating, preventing and/or reducing inflammation, pain, angiogenesis, and cortical dementias including Alzheimer's disease, inflammation-related cardiovascular disorders and cancer are described. The compositions and methods are effective at decreasing or reversing the gastrointestinal, renal and other toxicities resulting from the use of non-selective carboxylate-containing-nonsteroidal anti-inflammatory drugs.

WO 2005/102358 A2

SPECIFICATION

TITLE OF THE INVENTION

PHARMACEUTICAL COMPOSITIONS AND METHODS OF USE OF LIPOPHILIC, SILICON-SUBSTITUTED, CYCLOOXYGENASE-2 SELECTIVE NON-STEROIDAL ANTI-INFLAMMATORY DRUGS AND DERIVATIVES

BACKGROUND OF THE INVENTION

[0001] Non-steroidal anti-inflammatory drugs (NSAIDs) are widely used because of their anti-inflammatory and analgesic activity. It is commonly recognized that NSAIDs exert their effect by blocking the activity of cyclooxygenase (COX), also known as prostaglandin G/H synthase (PGHS), the enzyme that converts arachidonic acid into prostanoids. Inhibition of the biosynthesis of prostanoids, the mediators of pain, fever, and inflammation, has long been a therapeutic target of anti-inflammatory drug discovery. The therapeutic use of conventional NSAIDs is limited by drug-associated side effects, such as severe gastric ulceration, bleeding and renal toxicity.

[0002] Two forms of COX have been identified, a constitutive isoform (COX-1), and an inducible isoform (COX-2), of which expression is upregulated at sites of inflammation (see Vane, JR; Mitchell, JA; Appleton, I; Tomlinson, A et al., Proc. Nat'l. Acad. Sci. USA, 1994, 91, 2046). COX-1 is believed to play a physiological role in gastrointestinal and renal protection, while COX-2 appears to play a predominant pathological role in inflammatory conditions. The NSAIDs currently on the market inhibit both COX-1 and COX-2 isoforms with little variation in selectivity, explaining the beneficial (inhibition of COX-2) and harmful (inhibition of COX-1) effects. The selective inhibition of COX-2 has been a goal of drug developers. It is thought that this will reduce or eliminate the GI irritation caused by COX-1 inhibition.

[0003] The differential tissue distribution of COX-1 and COX-2 provides a basis for the development of drugs that are selective COX-2 inhibitors, such that the specificity for the inhibition of COX-2 far exceeds inhibition of COX-1 (see Meade, Smith, and DeWift, J. Biol. Chem. (1993) 268:6610-6614)). Detailed structure-activity relationship studies have been reported for two general structural classes of selective COX-2 inhibitors, including certain acidic sulfonamides and diarylheterocyclics. The *in vivo* activities of these selective COX-2 inhibitors support the hypothesis that selective COX-2 inhibition is anti-inflammatory and non-

ulcerogenic (see Gans, Galbraith, Roman, Haber, Kerr, Schmidt, Smith, Hewes, and Ackerman, "Anti-Inflammatory and Safety Profile of DuP 697, a Novel Orally Effective Prostaglandin Synthesis Inhibitor", *J. Pharmacol Exp. Ther.* (1990) Vol. 254, pp. 180-187; Penning, Talley, Bertenshaw, Carter, Collins, Docter, Graneto, Lee, Malecha, Miyashiro, Rogers, Rogier, Yu, Anderson, Burton, Cogburn, Gregory, Koboldt, Perkins, Seibert, Veenhuizen, Zhang, and Isakson, "Synthesis and Biological Evaluation of the 1,5-Diarylpyrazole Class of Cyclooxygenase-2 Inhibitors: Identification of 4-[5-(4-Methylphenyl)-3-(trifluoromethyl)-1H-pyrazol-1-yl]benzenesulfonamide (SC-58635, Celecoxib)", *J. Med. Chem.* (1997) Vol. 40, pp. 1347-1365; Khanna, Weier, Yu, Xu, Koszyk, Collins, Koboldt, Veenhuizen, Perkins, Casler, Masferrer, Zhang, Gregory, Seibert, and Isakson, "1,2-Diarylimidazoles as Potent Cyclooxygenase-2 Selective, and Orally Active Antiinflammatory Agents", *J. Med. Chem.* (1997) Vol. 40, pp. 1634-1647; Khanna, Weier, Yu, Collins, Miyashiro, Koboldt, Veenhuizen, Curie, Siebert, and Isakson, "1,2-Diarylpyrroles as Potent and Selective Inhibitors of Cyclooxygenase-2", *J. Med. Chem.* (1997) Vol. 40, pp. 1619-1633; Tsuji, Nakamura, Konishi, Tojo, Ochi, Senoh, and Matsuo, "Synthesis and Pharmacological Properties of 1,5-Diarylrazoles and Related Derivatives", *Chem. Pharm. Bull.* (1997) Vol. 45, pp. 987-995; Riendeau, Percival, Boyce, Brideau, Charleson, Cromlish, Ethier, Evans, Falguyret, Ford-Hutchinson, Gordon, Greig, Gresser, Guay, Kargman, Leger, Mancini, O'Neill, Quillet, Rodger, Therien, Wang, Webb, Wong, Xu, Young, Zamboni, Prasit, and Chan, "Biochemical and Pharmacological Profile of a Tetrasubstituted Furanone as a Highly Selective COX-2 Inhibitor", *Br. J. Pharmacol.* (1997) Vol. 121, pp. 105-117; Roy, Leblanc, Ball, Brideau, Chan, Chauret, Cromlish, Ethier, Gauthier, Gordon, Greig, Guay, Kargman, Lau, O'Neill, Silva, Therien, Van Staden, Wong, Xu, and Prasit, "A New Series of Selective COX-2 Inhibitors: 5,6-Diarylthiazolo[3,2-b][1,2,4]-triazoles", *Bioorg. Med. Chem. Lett.* (1997) Vol. 7, pp. 57-62; Therien, Brideau, Chan, Cromlish, Gauthier, Gordon, Greig, Kargman, Lau, Leblanc, Li, O'Neill, Riendeau, Roy, Wang, Xu, and Prasit, "Synthesis and Biological Evaluation of 5,6-Diarylimidazo[2,1-b]thiazoles as Selective COX-2 Inhibitors", *Bioorg. Med. Chem. Lett.* (1997) Vol. 7, pp. 47-52; Li, Norton, Reinhard, Anderson, Gregory, Isakson, Koboldt, Masferrer, Perkins, Seibert, Zhang, Zweifel, and Reitz, "Novel Terphenyls as Selective Cyclooxygenase-2

Inhibitors and Orally Active Anti-Inflammatory Agents", *J. Med. Chem.* (1996) Vol. 39, pp. 1846-1856; Li, Anderson, Burton, Cogburn, Collins, Garland, Gregory, Huang, Isakson, Koboldt, Logusch, Norton, Perkins, Reinhard, Seibert, Veenhuizen, Zhang, and Reitz, "1,2-Diarylcyclopentenes as Selective Cyclooxygenase-2 Inhibitors and Orally Active Anti-Inflammatory Agents", *J. Med. Chem.* (1995) Vol. 38, pp. 4570-4578; Reitz, Li, Norton, Reinhard, Huang, Penick, Collins, and Garland, "Novel 1,2-Diarylcyclopentenes are Selective Potent and Orally Active Cyclooxygenase Inhibitors", *Med. Chem Res.* (1995) Vol. 5, pp. 351-363; Futaki, Yoshikawa, Hamasaka, Arai, Higuchi, Iizuka, and Otomo, "NS-398, A Novel Nonsteroidal Antiinflammatory Drug with Potent Analgesic and Antipyretic Effects, which Causes Minimal Stomach Lesions", *Gen. Pharmacol.* (1993) Vol.24, pp. 105-110; Wiesenberg-Boetcher, Schweizer, Green, Muller, Maerki, and Pfeilschifter, "The Pharmacological Profile of CGP 28238, A Novel Highly Potent Anti-Inflammatory Compound", *Drugs Exptl Clin Res.* (1989) Vol. XV, pp. 501-509; Futaki, Takahashi, Yokoyama, Arai, Higuchi, and Otomo, "NS-398, A New Anti-Inflammatory Agent, Selectively Inhibits Prostaglandin G/H Synthase/Cyclooxygenase (COX-2) Activity in vitro", *Prostaglandins* (1994) Vol.47, pp. 55-59; Klein, Nusing, Pfeilschifter, and Ullrich, "Selective Inhibition of Cyclooxygenase-2", *Biochem. Pharmacol.* (1994) Vol. 48, pp.1605-1610; Li, Black, Chan, Ford-Hutchinson, Gauthier, Gordon, Guay, Kargman, Lau, Mancini, Quimet, Roy, Vickers, Wong, Young, Zamboni, and Prasit, "Cyclooxygenase-2 Inhibitors. Synthesis and Pharmacological Activities of 5-Methanesulfonamido-1-indanone Derivatives", *J. Med. Chem.* (1995) Vol. 38, pp.4897-8905; Prasit, Black, Chan, Ford-Hutchinson, Gauthier, Gordon, Guay, Kargman, Lau, Li, Mancini, Quimet, Roy, Tagari, Vickers, Wong, Young, and Zamboni, "L-745,337: A Selective Cyclooxygenase-2 Inhibitor", *Med. Chem. Res.* (1995) Vol. 5, pp. 364-374; Tanaka, Shimotori, Makino, Aikawa, Inaba, Yoshida, and Takano, "Pharmacological Studies of the New Antiinflammatory Agent 3-Formylamino-7-methylsulfonylamino-6-phenoxy-4H-1-benzopyran-4-one. 1st Communication: Antiinflammatory, Analgesic and Other Related Properties", *Arzneim.-Forsch./Drug Res.* (1992) Vol. 42, pp. 935-944; Nakamura, Tsuji, Konishi, Okumura, and Matsuo, "Studies on Anti-Inflammatory Agents. I. Synthesis and Pharmacological Properties of 2'-(phenylthio)methanesulfonamides and Related

Derivatives", Chem. Pharm. Bull. (1993) Vol. 41, pp. 894-906; Chan, Boyce, Brideau, Ford-Hutchinson, Gordon, Guay, Hill, Li, Mancini, Penneton, Prasit, Rasori, Riendeau, Roy, Tagari, Vickers, Wong, and Rodger, "Pharmacology of a Selective Cyclooxygenase-2 Inhibitor, L-745,337: A Novel Nonsteroidal Anti-Inflammatory Agent with an Ulcerogenic Sparing Effect in Rat and Nonhuman Primate Stomach", J. Pharmacol. Exp. Ther. (1995) Vol. 274, pp. 1531-1537.

[0004] There are only a few reports of attempts to convert NSAIDs that are non-selective COX inhibitors into selective COX-2 inhibitors. (See, Black, Bayly, Belley, Chan, Charleson, Denis, Gauthier, Gordon, Guay, Kargman, Lau, Leblanc, Mancini, Quillet, Percival, Roy, Skorey, Tagari, Vickers, Wong, Xu, and Prasit, "From Indomethacin to a Selective COX-2 Inhibitor: Development of Indolalkanoic Acids as Potent and Selective Cyclooxygenase-2 Inhibitors", Bioorg. Med. Chem. Lett. (1996) Vol. 6, pp. 725-730; Luong, Miller, Barnett, Chow, Ramesha, and Browner, "Flexibility of the NSAID Binding Site in the Structure of Human Cyclooxygenase-2", Nature Structural Biol. (1996) Vol. 3, pp. 927-933; and Kalgutkar, Crews, Rowlinson, Garner, Seibert, and Marnett, "Aspirin-Like Molecules that Covalently Inactivate Cyclooxygenase-2", Science (1998) Vol. 280, pp.1268-1270).

[0005] Efforts in drug development have focused on the biochemical conversion of various NSAIDs. Ashton et al., in U.S. Pat. No. 5,681,964, discloses conversion of indomethacin (an NSAID) into certain ester derivatives with concomitant reduction of GI irritation. U.S. Pat. Nos. 5,607,966 and 5,811,438 disclose conversion of indomethacin into certain ester derivatives and amide derivatives (which are useful as antioxidants and inhibitors of 5-lipoxygenase), but do not address COX-2 selective inhibition. U.S. Pat. Nos. 3,285,908, 3,336,194 describe secondary and tertiary amide derivatives of indomethacin, but fail to address COX inhibition. In addition, COX-2 selective inhibitors 1-aroyle-3-indolyl alkanoic acids and N-benzyl-3-indoleacetic acids are described in U.S. Pat. Nos. 5,436,265 and 5,510,368.

[0006] Various compounds have been used as starting points in the design of selective COX-2 inhibitors, including NSAIDs, (1) that are selective COX-1 inhibitors or (2) that have essentially the same inhibitory activity for both COX-1 and COX-2.

The conformational analysis of the human COX-2 crystal structure suggests that creating a wide range of analogs of COOH-containing NSAIDs, each with a different functional group replacing the OH of the COOH, could improve water-solubility, bioavailability, or pharmacokinetics. Kolasa *et al.* and Flynn *et al.* attempted to replace the carboxylic acid group in NSAIDs with a hydroxamic acid moiety or a hydroxyurea moiety and achieved dual inhibition of COX and 5-lipoxygenase. However, none of the analogs displayed any significant selective COX-2 inhibition, with the hydroxamates undergoing facile hydrolysis (see Kolasa, Brooks, Rodriques, Summers, Dellaria, Hulkower, Bouska, Bell, and Carter, "Nonsteroidal Anti-Inflammatory Drugs as Scaffolds for the Design of 5-Lipoxygenase Inhibitors", *J. Med. Chem.* (1997) Vol. 40, pp. 819-824; and Flynn, Capiris, Cetenko, Connor, Dyer, Kostlan, Niese, Schrier, and Sircar, "Nonsteroidal Antiinflammatory Drug Hydroxamic Acids. Dual Inhibitors of Both Cyclooxygenase and 5-Lipoxygenase", *J. Med. Chem.* (1990) Vol. 33, pp. 2070-2072.)

[0007] The generation of selective COX-2 analogues of indomethacin and meclofenamic acid via amidation or esterification has been described in U.S. Patent 6,399,647. More recently the metabolism of one such indomethacin amide analogue was published and was reported to be rapidly metabolized by human liver microsomes (Rommel RP *et al.*, *Drug Metab Dispos* 32:113-122, 2004). Thus, new compositions are needed that are selective COX-2 inhibitors and that have improved therapeutic properties, including pharmacokinetics. Simple methods for preparing and using such compositions are also needed.

SUMMARY OF THE INVENTION

[0008] The present invention provides novel compounds that are selective COX-2 inhibitors having improved therapeutic properties, including pharmacokinetic properties. Methods for preparing and using these compounds are also disclosed. The invention covers drugs containing silicon substitution that have beneficial properties. The approach involves replacing specific atoms in the compounds with silicon, and selecting those modified drugs having improved biological or therapeutic properties. A review of silicon chemistry is provided in Tacke and Zilch, *Endeavour*, New Series, 10, 191-197 (1986); and Showell, GA and Mills, JS, *Chemistry challenges in lead*

optimization: silicon isosteres in drug discovery. *Drug Discovery Today* 8(12): 551-556, 2003.

[0009] The compositions of the invention include carboxylate containing drugs, including COOH-containing drugs, such as COOH-containing NSAIDs, which are not selective COX-2 inhibitors (either display an inhibition for COX-1 far exceeding inhibition of COX-2 or display essentially the same inhibition for COX-1 and COX-2) that when converted into derivatives containing silicon atom(s) at feasible sites within the molecule, become selective COX-2 inhibitors (display an inhibition for COX-2 exceeding inhibition for COX-1) and exhibit the improved biological properties and improved pharmacokinetics. These molecules retain the analgesic, anti-inflammatory, and/or antipyretic effect of their unmodified counterpart parent drugs, and yet exhibit other effects not exhibited by the drug prior to derivatization.

[0010] Silicon-containing compounds of the invention include NSAIDs that be selected from a variety of chemical classes including, but not limited to fenamic acids, such as flufenamic acid, niflumic acid, and mefenamic acid; indoles, such as indomethacin, sulindac, and tolmetin; phenylalkanoic acids, such as suprofen, ketorolac, flurbiprofen, and ibuprofen; and phenylacetic acids, such as diclofenac.

[0011] Further examples of NSAIDs are listed below:

acecloferac	etodolic acid	oxoprofen
alcofenac	fenbufen	meclofenamate
amfenac	fenclofenac	naproxen
benoxaprofen	fenclorac	orpanoxin
bromfenac	fenoprofen	pirprofen
carprofen	fleclozic acid	pranoprofen
clidanac	indoprofen	tolfenamic acid
diflunisal	isofezolac	zaltoprofen
efenamic acid	ketoprofen	zomopirac

[0012] One object of the present invention is to provide methods for generating silicon-substituted analogues of certain NSAIDs. Another object of the invention is to generate lipophilic sila-analogs of the carboxylic acid moiety of NSAIDs that are COX-2 selective. The resulting compositions are also covered by the invention.

[0013] Methods are also provided for administering to a mammal, particularly a human, a treatment-effective amount of a silicon-containing carboxylic acid derivative of the invention sufficient to inhibit cancer. Preferably, the derivative is selective for inhibition of COX-2. In an embodiment, compound (a) can be a cyclooxygenase inhibitor that is not selective for inhibition of COX-2 and (b) contains a carboxylic acid moiety and includes pharmaceutically acceptable salts thereof. Preferably, the compound is a non-steroidal anti-inflammatory drug, or a pharmaceutically acceptable salt thereof.

[0014] It is a further object of the present invention to provide a compounds that demonstrate enhanced pharmacokinetics, and/or altered metabolism and/or improved drug bioavailability and half-life as compared to underivatized counterparts.

[0015] It is also an object of the present invention to provide compounds that demonstrate enhanced lipophilicity, improved gastrointestinal absorption, and enhanced oral bioavailability. It is still a further object of the present invention that the novel compounds have an improved pharmacological profile compared to the underivatized counterpart compounds, and as a result, are better tolerated by humans or animals.

[0016] It is a further object of the present invention to provide a treatment that minimizes or obviates GI irritation. It is a further object of the present invention to provide a treatment that minimizes or obviates ulceration and bleeding time characterized by non-selective NSAIDs.

[0017] It is an additional object of the present invention to provide a method for cancer treatment and prevention in a mammal, particularly a human. Preferred compounds in addition to being effective in the treatment of cancer can also be analgesic, anti-inflammatory, anti-angiogenic and/or antipyretic, and thereby find use in the treatment of like angiogenesis-dependent or immunologic conditions, such as osteoarthritis or rheumatoid arthritis.

[0018] It is a further object of the present invention to provide compounds for the treatment of Alzheimer's disease treatment and/or prevention in a mammal, particularly a human.

[0019] Another aspect of the invention is the use of a compound for the manufacture of a medicament for the treatment of cancer.

[0020] Another aspect of the invention is a pharmaceutical composition comprising a compound described herein and a pharmaceutically acceptable diluent or carrier.

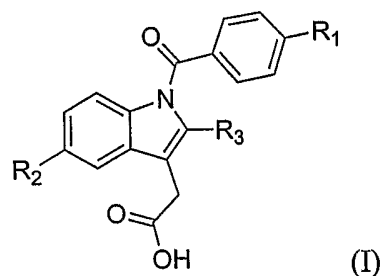
[0021] Additional features and advantages of the present invention are described in, and will be apparent from, the following Detailed Description of the Invention and the figures.

DETAILED DESCRIPTION OF THE INVENTION

[0022] In an embodiment, the invention is directed to a particular class of compounds having one or more silicon atoms. Silicon is highly lipophilic and thus enhances the penetration of the compounds across the gut wall, cell membranes and blood brain barrier.

[0023] The present invention provides compounds incorporating silicon atom(s) that demonstrate enhanced pharmaceutical properties.

[0024] In an embodiment, the invention is a silicon containing compound of the formula I:



wherein

R_1 is F, Cl, Br, or $(Si)X_3$ wherein the groups X can be the same or different and can include, by way of example, methyl, ethyl, n-propyl, iso-propyl, n-butyl, iso-butyl, sec-butyl, tert-butyl, $--CH_2CH(CH_2CH_3)_2$, 2-methyl-n-butyl, 6-fluoro-n-hexyl, phenyl, benzyl, cyclohexyl, cyclopentyl, cycloheptyl, allyl, iso-but-2-enyl, 3-methylpentyl, $--CH_2$ -cyclopropyl, $--CH_2$ -cyclohexyl, $--CH_2CH_2$ -cyclopropyl, $--CH_2CH_2$ -cyclohexyl, $--CH_2$ -indol-3-yl, p-(phenyl)phenyl, o-fluorophenyl, m-fluorophenyl, p-fluorophenyl, m-methoxyphenyl, p-methoxyphenyl, phenethyl, benzyl, m-hydroxybenzyl, p-hydroxybenzyl, p-nitrobenzyl, m-trifluoromethylphenyl, p-(CH_3)₂NCH₂CH₂CH₂O-benzyl, p-(CH_3)₃COC(O)CH₂O-benzyl, p-(HOOCCH₂O)-

benzyl, 2-aminopyrid-6-yl, p-(N-morpholino-CH₂CH₂O)-benzyl, --CH₂CH₂C(O)NH₂, --CH₂-imidazol-4-yl, --CH₂-(3-tetrahydrofuranyl), --CH₂-thiophen-2-yl, --CH₂ (1-methyl)cyclopropyl, --CH₂-thiophen-3-yl, thiophen-3-yl, thiophen-2-yl, --CH₂ --C(O)O-t-butyl, --CH₂--C(CH₃)₃, --CH₂CH(CH₂CH₃)₂, -2-methylcyclopentyl, -cyclohex-2-enyl, --CH[CH(CH₃)₂]COOCH₃, --CH₂CH₂ N(CH₃)₂, --CH₂C(CH₃)=CH₂, --CH₂CH=CHCH₃ (cis and trans), --CH₂OH, --CH(OH)CH₃, --CH(O-t-butyl)CH₃, --CH₂OCH₃, --(CH₂)₄NH-Boc, --(CH₂)₄NH₂, --CH₂-pyridyl (e.g., 2-pyridyl, 3-pyridyl and 4-pyridyl), pyridyl (2-pyridyl, 3-pyridyl and 4-pyridyl), --CH₂-naphthyl (e.g., 1-naphthyl and 2-naphthyl), --CH₂ -(N-morpholino), p-(N-morpholino- CH₂CH₂ O)-benzyl, benzo[*b*]thiophen-2-yl, 5-chlorobenzo[*b*]thiophen-2-yl, 4,5,6,7-tetrahydrobenzo[*b*]thiophen-2-yl, benzo[*b*]thiophen-3-yl, 5-chlorobenzo[*b*]thiophen-3-yl, benzo[*b*]thiophen-5-yl, 6-methoxynaphth-2-yl, -- CH₂CH₂ SCH₃, thien-2-yl, thien-3-yl, and the like;

R₂ is alkoxy, YO--, wherein Y is an alkyl group. Exemplary alkoxy groups include methoxy, ethoxy, t-butoxy, cyclopentyloxy and the like; or (Si)X₃ wherein X is as described for R₁;

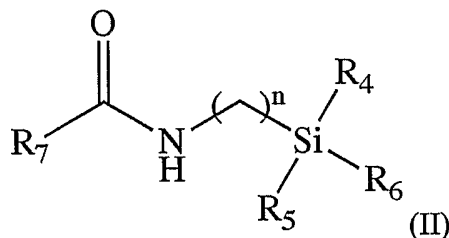
R₃ is alkyl wherein alkyl refers to a lower alkyl group, a haloalkyl group, an alkenyl group, an alkynyl group, a bridged cycloalkyl group, a cycloalkyl group or a heterocyclic ring, as defined herein. The term "lower alkyl" refers to branched or straight chain acyclic alkyl group comprising one to about ten carbon atoms (preferably one to about eight carbon atoms, more preferably one to about six carbon atoms). Exemplary lower alkyl groups include methyl, ethyl, n-propyl, isopropyl, n-butyl, isobutyl, sec-butyl, t-butyl, pentyl, neopentyl, iso-amyl, hexyl, octyl, and the like; or (Si)X₃ wherein X is as described for R₁.

[0025] The derivatives useful in the method of the present invention are silicon modified indomethacin derivatives (sila-indomethacin) where amines replace the carboxylic acid or a pharmaceutically acceptable salt thereof.

[0026] Preferred are the secondary amide derivatives of sila-indomethacin including, but not limited to, sila-indomethacin-N-methyl amide, sila-indomethacin-N-ethan-2-ol-amide, sila-indomethacin-N-octyl amide, sila-indomethacin-N-nonyl amide, sila-indomethacin- N-(2-methylbenzyl) amide, sila-indomethacin-N-(R)-,4-dimethylbenzyl) amide, sila-indomethacin-((S)-,4-dimethyl benzyl) amide, sila-

indomethacin-N-(2-phenethyl) amide, sila-indomethacin-N-(4-fluorophenyl) amide, sila-indomethacin-N-(4-chlorophenyl) amide, sila-indomethacin-N-(4-acetamidophenyl) amide, sila-indomethacin-N-(4-methylmercapto)phenyl amide, sila-indomethacin-N-(3-methylmercapto)phenyl amide, sila-indomethacin-N-(4-methoxyphenyl) amide, sila-indomethacin-N-(3-ethoxyphenyl) amide, sila-indomethacin-N-(3,4,5-trimethoxyphenyl) amide, sila-indomethacin-N-(3-pyridyl) amide, sila-indomethacin-N-5-((2-chloro)pyridyl) amide, sila-indomethacin-N-5-((1-ethyl)pyrazolo) amide, sila-indomethacin-N-(3-chloropropyl) amide, sila-indomethacin-N-methoxycarbonylmethyl amide, sila-indomethacin-N-2-(2-L-methoxycarbonylethyl) amide, sila-indomethacin-N-2-(2-D-methoxycarbonethyl) amide, sila-indomethacin-N-(4-methoxycarbonylbenzyl) amide, sila-indomethacin-N-(4-methoxycarbonylmethylphenyl) amide, sila-indomethacin-N-(2-pyrazinyl) amide, sila-indomethacin-N-2-(4-methylthiazolyl) amide, sila-indomethacin-N-(4-biphenyl) amide, and combinations thereof.

[0027] In another embodiment, the invention is a silicon containing amine of the formula II:



wherein

n is an integer 1 or 2

R₄, R₅, R₆ can be any group that does not substantially interfere with amide formation. R₄, R₅, R₆ can be the same or different and can include, by way of example, methyl, ethyl, n-propyl, iso-propyl, n-butyl, iso-butyl, sec-butyl, tert-butyl, --CH₂CH(CH₂CH₃)₂, 2-methyl-n-butyl, 6-fluoro-n-hexyl, phenyl, benzyl, cyclohexyl, cyclopentyl, cycloheptyl, allyl, iso-but-2-enyl, 3-methylpentyl, --CH₂-cyclopropyl, --CH₂-cyclohexyl, --CH₂CH₂-cyclopropyl, --CH₂CH₂-cyclohexyl, --CH₂-indol-3-yl, p-(phenyl)phenyl, o-fluorophenyl, m-fluorophenyl, p-fluorophenyl, m-methoxyphenyl, p-methoxyphenyl, phenethyl, benzyl, m-hydroxybenzyl, p-hydroxybenzyl, p-

nitrobenzyl, m-trifluoromethylphenyl, p-(CH₃)₂NCH₂CH₂CH₂O-benzyl, p-(CH₃)₃COC(O)CH₂O-benzyl, p-(HOOCCH₂O)-benzyl, 2-aminopyrid-6-yl, p-(N-morpholino-CH₂CH₂O)-benzyl, --CH₂CH₂C(O)NH₂, --CH₂-imidazol-4-yl, --CH₂-(3-tetrahydrofuranyl), --CH₂-thiophen-2-yl, --CH₂ (1-methyl)cyclopropyl, --CH₂-thiophen-3-yl, thiophen-3-yl, thiophen-2-yl, --CH₂ --C(O)O-t-butyl, --CH₂--C(CH₃)₃, --CH₂CH(CH₂CH₃)₂, -2-methylcyclopentyl, -cyclohex-2-enyl, --CH[CH(CH₃)₂]COOCH₃, --CH₂CH₂ N(CH₃)₂, --CH₂C(CH₃)=CH₂, --CH₂CH=CHCH₃ (cis and trans), --CH₂OH, --CH(OH)CH₃, --CH(O-t-butyl)CH₃, --CH₂OCH₃, --(CH₂)₄NH-Boc, --(CH₂)₄NH₂, --CH₂-pyridyl (e.g., 2-pyridyl, 3-pyridyl and 4-pyridyl), pyridyl (2-pyridyl, 3-pyridyl and 4-pyridyl), --CH₂-naphthyl (e.g., 1-naphthyl and 2-naphthyl), -CH₂-(N-morpholino), p-(N-morpholino-CH₂CH₂O)-benzyl, benzo[*b*]thiophen-2-yl, 5-chlorobenzo[*b*]thiophen-2-yl, 4,5,6,7-tetrahydrobenzo[*b*]thiophen-2-yl, benzo[*b*]thiophen-3-yl, 5-chlorobenzo[*b*]thiophen-3-yl, benzo[*b*]thiophen-5-yl, 6-methoxynaphth-2-yl, --CH₂CH₂SCH₃, thien-2-yl, thien-3-yl, and the like. R₇ is an NSAID.

[0028] Preferred silicon derivatives include, aminomethyltrimethylsilane, aminopropyltrimethylsilane, (dimethyl(propyl)silyl)methanamine, aminobutyltrimethylsilane, (butyldimethylsilyl)methanamine, aminopentyltrimethylsilane, (dimethyl(pentyl)silyl)methanamine, aminoethyltrimethylsilane, (dimethyl(hexyl)silyl)methanamine, aminoheptyltrimethylsilane, (dimethyl(heptyl)silyl)methanamine, 1,1-dimethylsilinan-3-amine, 4-trimethylsilylaniline, (4-trimethylsilyl)phenyl)methanamine, 4-((trimethylsilyl)methyl)benzamine, 2-trimethylsilyl-5-aminopyridine, (dimethyl(pyridin-3-yl)silyl)methanamine, 2-(dimethyl(pyridin-3-yl)silyl)ethanamine, (dimethyl(phenyl)silyl)-methanamine, ((4-fluorophenyl)dimethylsilyl)methanamine, ((4-chlorophenyl)dimethylsilyl)methanamine, ((4-methoxyphenyl)dimethylsilyl)methanamine, (dimethyl(phenyl)silyl)-ethanamine, ((4-fluorophenyl)dimethylsilyl)ethanamine, ((4-chlorophenyl)dimethylsilyl)ethanamine, ((4-methoxyphenyl)dimethylsilyl)ethanamine.

[0029] Specifically, preferred silicon-containing NSAID derivatives useful in the present invention include silicon-containing derivatives of the COOH-containing NSAIDs: fenamic acids, such as flufenamic acid, niflumic acid, and mefenamic acid;

indoles, such as indomethacin, sulindac, and tolmetin; phenylalkanoic acids, such as suprofen, ketorolac, flurbiprofen, and ibuprofen; and phenylacetic acids, such as diclofenac with derivatives of indomethacin, and etodolac being preferred. Sila-derivatives of indomethacin, where the Cl at the 4-position of the benzoyl moiety is replaced with Br or F are also contemplated.

[0030] Recombinant human COX-1 and -2 enzyme assays: Recombinant enzymes were reconstituted in buffer (100 mM Tris, pH 7.8 at 37 °C) containing 0.5 mM phenol (964µl total volume). The enzyme preparations were preincubated with vehicle (DMSO) or compounds of the invention in DMSO (1% DMSO in final assay) for 10 min at 25 °C for COX-1 and 5 min at 22 °C for COX-2. Excess hematin was added 1 min prior to initiation of reaction (1.25 µM final hematin) with 4 µM (COX-1) and 2 µM (COX-2) arachidonic acid (sodium salt). The final assay volume was 1.0 ml (100 mM Tris (pH 7.8), 0.5 mM phenol, 1.25 µM hematin and arachidonic acid at 37 °C).

[0031] The reaction was incubated for 35 s (maximum level of COX-2 accumulation as determined from time course studies), and terminated by addition of 50-60 µl of SnCl₂ (1 mg/ml) in 0.1 N HCl. PGE₂ production in the presence or absence of the drug was determined by Enzyme Immunoassay (EIA) analysis as described.

EIA Determination of Prostaglandins

[0032] EIA reagents for prostaglandin determination were purchased from commercial sources. PGE₂ levels in enzyme assays were measured against standards prepared in the same milieu using standard methods. The EIA was conducted in 96-well micotiter plates and optical density measured using a microplate reader by standard methods.

In Vitro Cellular Proliferation Assay

[0033] Aliquots of 100 ml of cell suspension (about 2.5×10^3 cells/well) were placed in 96-well microtiter plates in an atmosphere of 5% CO₂ at 37 °C. After 24 h, 100 ml of growth medium and 2 ml of test compounds of the invention, Mitomycin or vehicle (40% DMSO), were added, respectively, per well in duplicate for an additional 72 h incubation. The test compound compounds of the invention were evaluated for possible inhibitory effect on cell proliferation at concentrations of 200, 100, 50, 10 and

1 μ M. At the end of incubation, the medium in the microplate was removed, and then 200 μ l of new medium and 20 μ l of 90% alamarBlue reagent were added to each well for another 6-h incubation before detection of cell viability by fluorescent intensity. Fluorescent intensity was measured using a Spectrafluor Plus plate reader with excitation at 530 nm and emission at 590 nm.

In Vitro Results

[0034] When tested in the recombinant human COX-1 and -2 enzyme assays described above, an example compound of this invention was a potent inhibitor of COX-2 (Table 1). The example compound was a selective inhibitor of COX-2 relative to COX-1 (Table 1).

[0035] Sample 1 caused significant growth inhibition ($\leq 50\%$ of cell proliferation) relative to the vehicle-treated control group at concentrations ranging from 10 to 200 μ M in the 4 cell lines (Table 2).

Table 1

Assay	Compound I.D.	Test Concentration (M)	% Inhibition of Control Values
COX ₁ (h) (recombinant)			
8822-1	Sample 1	5.0E-07	18
8822-1	Sample 1	5.0E-06	84
8822-1	Sample 1	5.0E-05	90
COX ₂ (h) (recombinant)			
8822-1	Sample 1	5.0E-08	0
8822-1	Sample 1	5.0E-07	55
8822-1	Sample 1	5.0E-06	97

Table 2

Treatment	Human Cell Line	^a IC ₅₀	^b TGI	^c LC ₅₀
Sample 1	HUVEC	19 μ M	29 μ M	44 μ M
	Kidney, A-498	123 μ M	>200 μ M	>200 μ M
	Pancreas, MIA PaCa-2	13 μ M	26 μ M	52 μ M
	Prostate, PC-3	18 μ M	50 μ M	139 μ M
Mitomycin	HUVEC	0.16 μ M	0.64 μ M	2.6 μ M
	Kidney, A-498	0.15 μ M	0.38 μ M	1.0 μ M
	Pancreas, MIA PaCa-2	0.28 μ M	0.94 μ M	3.2 μ M
	Prostate, PC-3	0.036 μ M	0.38 μ M	3.9 μ M

COMPOUND PREPARATION

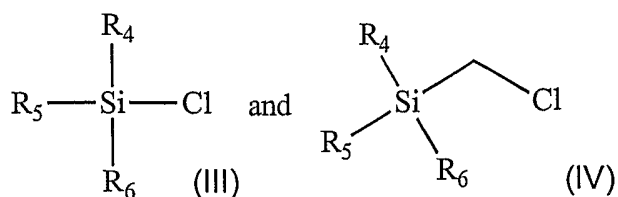
[0036] More generally, it is preferred that the ration of the inhibitory IC₅₀ concentration for COX-1 to that for COX-2 is greater than about 2 more preferably greater than about 3 or 4 or 5 more preferably greater than about 10 or 100.

General Procedure to Prepare Silyl Amines

[0037] Many methods are known for preparing the substituted silyl amines of the invention and can be used. Any mixtures of final products or intermediates obtained can be separated on the basis of the physical-chemical differences of the constituents, in known manner, into the pure final products or intermediates, for example by chromatography, distillation, fractional crystallization, or by formation of a salt as appropriate in the circumstances.

[0038] The following routes of synthesis are merely exemplary methods for preparing formula II compounds.

[0039] The procedures can utilize silyl derivatives obtained from tetrachlorosilane (SiCl₄) or trichlorochlormethyl silane (Cl₃SiCH₂Cl) or a tailored modification thereof as starting materials. In essence these silyl derivatives are of the formulae III and IV with R₄, R₅ and R₆ as defined for formula II or they are in a reaction-protected form of the R₄, R₅ and R₆ substituents.



[0040] The preparation of the R_4 , R_5 and R_6 substituted silanes of formulae III and IV is readily effected by successive alkylations of tetrachloro-silane and trichlorochloromethyl silane using organo-magnesium halide derivatives of the appropriate R_4 , R_5 and R_6 substituents. For example, SiCl_4 is reacted with R_4 Mg halides to produce $\text{R}_4 \text{SiCl}_3$ compounds that are reacted with R_5 Mg halides to produce $\text{R}_4 \text{R}_5 \text{SiCl}_2$ compounds that are reacted with R_6 Mg halides to produce R_4 , R_5 and R_6 SiCl compounds. Analogously, $\text{R}_4 \text{Si}(\text{Cl}_2)\text{CH}_2\text{Cl}$, $\text{R}_4 \text{R}_5 \text{Si}(\text{Cl})\text{CH}_2\text{Cl}$ and $\text{R}_4 \text{R}_5 \text{R}_6 \text{SiCH}_2\text{Cl}$ compounds are prepared by these successive alkylation procedures utilizing $\text{Cl}_3\text{SiCH}_2\text{Cl}$ as a starting reactant.

[0041] To prepare compounds of formula II wherein n is one, the appropriate $\text{R}_4 \text{R}_5 \text{R}_6$ silyl methyl chloride can be subjected to a displacement reaction by treatment with potassium phthalimide or sodium azide to obtain the corresponding phthalimide or azide. Conversion of the phthalimide to the desired amine can be by reaction with hydrazine hydrate and conversion of the azide can be through chemical reduction to its amine, and subsequent purification of the so-prepared amines may be accomplished via its N-Boc derivative that can then be converted to the amine by hydrolysis.

[0042] In effecting the foregoing reaction, the formation of the phthalimide can readily be accomplished by standard reaction conditions for the displacement reaction, preferably by heating the reactants in an inert solvent, e.g., dry dimethylformamide at 70°C . The conversion of the phthalimide to its corresponding amine can be effected by reaction with hydrazine hydrate in a suitable solvent, preferably ethanol, followed by treatment with aqueous acid, preferably HCl, under reflux conditions.

[0043] In effecting the foregoing reaction, the formation of the azide can readily be accomplished by standard reaction conditions for the displacement reaction, preferably by heating the reactants in an inert solvent (e.g., dry dimethylformamide) at 40°C . The conversion of the azide to the corresponding amine can be effected through its N-Boc derivative by the sequential treatment with (1) triphenylphosphine (PO_3) about room temperature in tetrahydrofuran (THF) (2) treatment with water followed by

(3) purification of the desired product by the formation of its N-t-butoxycarbonyl derivative by reaction with (BOC) O in THF at room temperature. The N-Boc derivative is converted to its amine HCl salt by reaction with gaseous HCl in diethylether (i.e., 3N HCl in diethylether) at room temperature.

[0044] To prepare compounds of formula II wherein n is 2, esters derived from the appropriate silylchloride can be reduced to their corresponding alcohols, preferably with lithium aluminum hydride and the alcohols can be converted to their corresponding phthalimides using Mitsunobu reaction conditions (i.e., treatment of the alcohol with diethylazodicarboxylate, triphenyl phosphine and phthalimide). The resulting phthalimides can be hydrolyzed to the corresponding amine hydrochloride by sequential reaction with hydrazine hydrate and aqueous HCl. The esters can be prepared by alkylation of the appropriate silylchloride with a metallo derivative (preferably zinc or sodium) of ethyl acetate according to standard and well-known conditions. Alternatively, compounds may be reacted with magnesium in diethylether to form the appropriate Grignard reagent which, when treated with formaldehyde (preferably using paraformaldehyde), will yield corresponding alcohols.

[0045] In certain methods, the final step utilized in the preparation of the compounds of formula II entails the removal of N-protecting groups to form the free amine and/or pharmaceutically acceptable salts thereof. Preferred N-protecting groups are the phthalimide and the t-butoxycarbonyl (Boc) groups. However, other equivalently functioning protecting groups are known and may also be utilized and are contemplated.

General Procedure For Amidation Of Carboxylic Acids

[0046] Carboxylic acid compounds can be converted to the acid chloride using thionyl chloride in dichloromethane. The excess of thionyl chloride can be removed by evaporation under reduced pressure. The acid chloride derivative can be immediately dissolved in dichloromethane without purification, and allowed to cool to 0 °C in a salted ice-bath. To the cooled solution, the mixture of appropriate silyl amine derivative of formula II and triethyl amine can be added dropwise over 5 min, and the reaction allowed to proceed at 0 °C for 1 h and further, for overnight at room temperature. The volatiles can be removed on a rotary evaporator, and the residue suspended in acetone. The undissolved salts can be filtered off and the acetone

solution evaporated to dryness. The residue can then be solidified with ice-cold water by stirring, filtered off and the product silyl amide derivative recrystallized from the appropriate solvent.

[0047] Compounds of the invention may be chiral. They may be in the form of a single enantiomer or diastereomer, or a racemate. The stereochemistry of a chiral ring atom is preferably the same as that of the corresponding atom in the parent analog. More preferably, the stereochemistry of the compound as a whole corresponds to that of the parent molecule.

[0048] Compounds of the invention can be prepared in racemic form, or prepared in individual enantiomeric form by specific synthesis or resolution. The compounds may, for example, be resolved into their enantiomers by standard techniques, such as the formation of diastereomeric pairs by salt formation with an optically active acid followed by fractional crystallization and regeneration of the free base. Alternatively, the enantiomers of the novel compounds may be chromatographically separated, such as by HPLC, for example by using a chiral column.

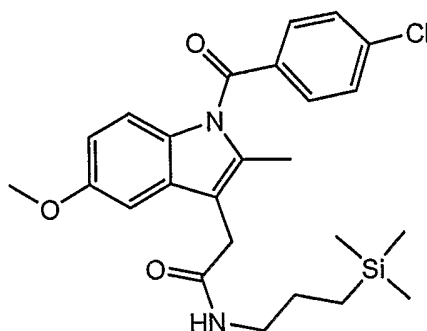
[0049] Some compounds of the formula may exist in the form of various solvates, such as hydrates and also fall within the scope of the present invention.

[0050] Compounds of the invention may be in the form of pharmaceutically acceptable salts, for example, addition salts of inorganic or organic acids. Such inorganic acid addition salts include, for example, salts of hydrobromic acid, hydrochloric acid, nitric acid, phosphoric acid and sulphuric acid. Organic acid addition salts include, for example, salts of acetic acid, benzenesulphonic acid, benzoic acid, camphorsulphonic acid, citric acid, 2- (4-chlorophenoxy)-2- methylpropionic acid, 1, 2-ethanedisulphonic acid, ethanesulphonic acid, ethylenediaminetetraacetic acid (EDTA), fumaric acid, glucoheptonic acid, gluconic acid, glutamic acid, N-glycolylarsanilic acid, 4-hexylresorcinol, hippuric acid, 2- (4-hydroxybenzoyl) benzoic acid, 1-hydroxy-2-naphthoic acid, 3-hydroxy- 2-naphthoic acid, 2-hydroxyethanesulphonic acid, lactobionic acid, n-dodecyl sulphuric acid, maleic acid, malic acid, mandelic acid, methanesulphonic acid, methyl sulphuric acid, mucic acid, 2-naphthalenesulphonic acid, pamoic acid, pantothenic acid, phosphanilic acid ((4-aminophenyl) phosphonic acid), picric acid, salicylic acid, stearic acid, succinic acid,

tannic acid, tartaric acid, terephthalic acid, p-toluenesulphonic acid, 10-undecenoic acid and the like.

[0051] It will be appreciated that such salts, provided that they are pharmaceutically acceptable, may be used in therapy. Such salts may be prepared by reacting the compound with a suitable acid in a conventional manner.

[0052] The methods described above were used to prepare 2-(1-(4-chlorobenzoyl)-5-methoxy-2-methyl-1H-indol-3-yl)-N-(3-(trimethylsilyl)propyl)acetamide, shown below.



[0053] This product was prepared according to the methods described above. Briefly, indomethacin acid chloride was reacted with aminopropyltrimethylsilane to yield the product as a yellow powder. Anal calcd for $C_{25}H_{31}ClN_2O_3Si$: C, 63.74; H, 6.63; Cl, 7.53; N, 5.95; O, 10.19; Si, 5.96. Other compounds that can easily be generated using similar methods include the following:

- 2-(1-(4-chlorobenzoyl)-5-methoxy-2-methyl-1H-indol-3-yl)-N-((trimethylsilyl)methyl)acetamide;
- 2-(1-(4-chlorobenzoyl)-5-methoxy-2-methyl-1H-indol-3-yl)-N-((trimethylsilyl)propyl)acetamide;
- 2-(1-(4-chlorobenzoyl)-5-methoxy-2-methyl-1H-indol-3-yl)-N-((dimethyl(propyl)silyl)methyl)acetamide;
- 2-(1-(4-chlorobenzoyl)-5-methoxy-2-methyl-1H-indol-3-yl)-N-((trimethylsilyl)butyl)acetamide;
- 2-(1-(4-chlorobenzoyl)-5-methoxy-2-methyl-1H-indol-3-yl)-N-((dimethyl(butyl)silyl)methyl)acetamide;
- 2-(1-(4-chlorobenzoyl)-5-methoxy-2-methyl-1H-indol-3-yl)-N-((trimethylsilyl)pentyl)acetamide;

- 2-(1-(4-chlorobenzoyl)-5-methoxy-2-methyl-1H-indol-3-yl)-N-
((dimethyl(pentyl)silyl)methyl)acetamide;
- 2-(1-(4-chlorobenzoyl)-5-methoxy-2-methyl-1H-indol-3-yl)-N-
((trimethylsilyl)hexyl)acetamide;
- 2-(1-(4-chlorobenzoyl)-5-methoxy-2-methyl-1H-indol-3-yl)-N-
((dimethyl(hexyl)silyl)methyl)acetamide;
- 2-(1-(4-chlorobenzoyl)-5-methoxy-2-methyl-1H-indol-3-yl)-N-
((trimethylsilyl)heptyl)acetamide;
- 2-(1-(4-chlorobenzoyl)-5-methoxy-2-methyl-1H-indol-3-yl)-N-
((dimethyl(heptyl)silyl)methyl)acetamide;
- 2-(1-(4-chlorobenzoyl)-5-methoxy-2-methyl-1H-indol-3-yl)-N-(1,1-
dimethylsilinan-3-yl)acetamide;
- 2-(1-(4-chlorobenzoyl)-5-methoxy-2-methyl-1H-indol-3-yl)-N-(4-
trimethylsilyl)phenyl)acetamide;
- N-(4-(trimethylsilyl)benzyl)-2-(1-(4-chlorobenzoyl)-5-methoxy-2-methyl-1H-
indol-3-yl)acetamide;
- 2-(1-(4-chlorobenzoyl)-5-methoxy-2-methyl-1H-indol-3-yl)-N-(6-
trimethylsilyl)pyridin-3-yl)acetamide;
- 2-(1-(4-chlorobenzoyl)-5-methoxy-2-methyl-1H-indol-3-yl)-N-
((dimethyl(pyridin-3-yl)silyl)methyl)acetamide;
- 2-(1-(4-chlorobenzoyl)-5-methoxy-2-methyl-1H-indol-3-yl)-N-
((dimethyl(pyridin-3-yl)silyl)ethyl)acetamide;
- 2-(1-(4-chlorobenzoyl)-5-methoxy-2-methyl-1H-indol-3-yl)-N-
((dimethyl(phenyl)silyl)methyl)acetamide;
- 2-(1-(4-chlorobenzoyl)-5-methoxy-2-methyl-1H-indol-3-yl)-N-
((dimethyl(phenyl)silyl)ethyl)acetamide;
- 2-(1-(4-chlorobenzoyl)-5-methoxy-2-methyl-1H-indol-3-yl)-N-(((4-
fluorophenyl)dimethylsilyl)methyl)acetamide;
- 2-(1-(4-chlorobenzoyl)-5-methoxy-2-methyl-1H-indol-3-yl)-N-(((4-
fluorophenyl)dimethylsilyl)ethyl)acetamide;
- 2-(1-(4-chlorobenzoyl)-5-methoxy-2-methyl-1H-indol-3-yl)-N-(((4-
chlorophenyl)dimethylsilyl)methyl)acetamide;

- 2-(1-(4-chlorobenzoyl)-5-methoxy-2-methyl-1H-indol-3-yl)-N-(((4-chlorophenyl)dimethylsilyl)ethyl)acetamide;
- 2-(1-(4-chlorobenzoyl)-5-methoxy-2-methyl-1H-indol-3-yl)-N-(((4-methoxyphenyl)dimethylsilyl)methyl)acetamide;
- 2-(1-(4-chlorobenzoyl)-5-methoxy-2-methyl-1H-indol-3-yl)-N-(((4-methoxyphenyl)dimethylsilyl)ethyl)acetamide
- 2-(1,8-diethyl-1,3,4,9-tetrahydropyrano[3,4-b]indol-1-yl)-N-(trimethylsilyl)methyl)acetamide
- 2-(1,8-diethyl-1,3,4,9-tetrahydropyrano[3,4-b]indol-1-yl)-N-((trimethylsilyl)propyl)acetamide
- 2-(1,8-diethyl-1,3,4,9-tetrahydropyrano[3,4-b]indol-1-yl)-N-(dimethyl(propyl)silyl)acetamide
- 2-(1,8-diethyl-1,3,4,9-tetrahydropyrano[3,4-b]indol-1-yl)-N-((trimethylsilyl)butyl)acetamide
- 2-(1,8-diethyl-1,3,4,9-tetrahydropyrano[3,4-b]indol-1-yl)-N-(dimethyl(butyl)silyl)acetamide
- 2-(1,8-diethyl-1,3,4,9-tetrahydropyrano[3,4-b]indol-1-yl)-N-((trimethylsilyl)pentyl)acetamide
- 2-(1,8-diethyl-1,3,4,9-tetrahydropyrano[3,4-b]indol-1-yl)-N-(dimethyl(pentyl)silyl)acetamide
- 2-(1,8-diethyl-1,3,4,9-tetrahydropyrano[3,4-b]indol-1-yl)-N-((trimethyl(hexyl)silyl)acetamide
- 2-(1,8-diethyl-1,3,4,9-tetrahydropyrano[3,4-b]indol-1-yl)-N-(dimethyl(hexyl)silyl)acetamide
- 2-(1,8-diethyl-1,3,4,9-tetrahydropyrano[3,4-b]indol-1-yl)-N-((trimethyl(heptyl)silyl)acetamide
- 2-(1,8-diethyl-1,3,4,9-tetrahydropyrano[3,4-b]indol-1-yl)-N-(dimethyl(heptyl)silyl)acetamide
- 2-(1,8-diethyl-1,3,4,9-tetrahydropyrano[3,4-b]indol-1-yl)-N-(1,1-dimethylsilinan-3-yl)acetamide
- 2-(1,8-diethyl-1,3,4,9-tetrahydropyrano[3,4-b]indol-1-yl)-N-(4-(trimethylsilyl)phenyl)acetamide

- 2-(1,8-diethyl-1,3,4,9-tetrahydropyrano[3,4-b]indol-1-yl)-N-(4-(trimethylsilyl)benzyl)acetamide
- 2-(1,8-diethyl-1,3,4,9-tetrahydropyrano[3,4-b]indol-1-yl)-N-(6-(trimethylsilyl)pyridin-3-yl)acetamide
- 2-(1,8-diethyl-1,3,4,9-tetrahydropyrano[3,4-b]indol-1-yl)-N-((dimethyl(pyridin-3-yl)silyl)methyl)acetamide
- 2-(1,8-diethyl-1,3,4,9-tetrahydropyrano[3,4-b]indol-1-yl)-N-((dimethyl(phenyl)silyl)methyl)acetamide
- 2-(1,8-diethyl-1,3,4,9-tetrahydropyrano[3,4-b]indol-1-yl)-N-((dimethyl(phenyl)silyl)ethyl)acetamide
- 2-(1,8-diethyl-1,3,4,9-tetrahydropyrano[3,4-b]indol-1-yl)-N-(((4-fluorophenyl)dimethylsilyl)methyl)acetamide
- 2-(1,8-diethyl-1,3,4,9-tetrahydropyrano[3,4-b]indol-1-yl)-N-(((4-fluorophenyl)dimethylsilyl)ethyl)acetamide
- 2-(1,8-diethyl-1,3,4,9-tetrahydropyrano[3,4-b]indol-1-yl)-N-(((4-chlorophenyl)dimethylsilyl)methyl)acetamide
- 2-(1,8-diethyl-1,3,4,9-tetrahydropyrano[3,4-b]indol-1-yl)-N-(((4-chlorophenyl)dimethylsilyl)ethyl)acetamide
- 2-(1,8-diethyl-1,3,4,9-tetrahydropyrano[3,4-b]indol-1-yl)-N-(((4-methoxyphenyl)dimethylsilyl)methyl)acetamide
- 2-(1,8-diethyl-1,3,4,9-tetrahydropyrano[3,4-b]indol-1-yl)-N-(((4-methoxyphenyl)dimethylsilyl)ethyl)acetamide

[0054] Compounds of the present invention can be used in the treatment of inflammation in a subject, and for treatment of other cyclooxygenase-2 mediated disorders, including the treatment of pain and headaches, or as an antipyretic for the treatment of fever. For example, compounds of the invention can be used to treat arthritis, including rheumatoid arthritis, spondyloarthropathies, gouty arthritis, osteoarthritis, systemic lupus erythematosus and juvenile arthritis. Compounds of the invention can be used in the treatment of asthma, bronchitis, menstrual cramps, preterm labor, tendinitis, bursitis, allergic neuritis, cytomegalovirus infectivity, apoptosis including HIV induced apoptosis, lumbago, liver disease including hepatitis, skin-related conditions such as psoriasis, eczema, acne, UV damage, burns and

dermatitis, and from post-operative inflammation including from ophthalmic surgery such as cataract surgery and refractive surgery. Compounds of the invention can also be useful to treat gastrointestinal conditions such as inflammatory bowel disease, Crohn's disease, gastritis, irritable bowel syndrome and ulcerative colitis. Compounds of the invention can be used to treat inflammation in such diseases as migraine headaches, periarteritis nodosa, thyroiditis, aplastic anemia, Hodgkin's disease, scleroderma, rheumatic fever, type I diabetes, neuromuscular junction disease including myasthenia gravis, white matter disease including multiple sclerosis, sarcoidosis, nephrotic syndrome, Behcet's syndrome, polymyositis, gingivitis, nephritis, hypersensitivity, swelling occurring after injury including brain edema, myocardial ischemia, and the like. The compounds can be used to treat ophthalmic diseases, such as retinitis, conjunctivitis, retinopathies, uveitis, ocular photophobia, and of acute injury to the eye tissue. The compounds can be used to treat pulmonary inflammation, such as that associated with viral infections and cystic fibrosis, and in bone resorption such as associated with osteoporosis.

[0055] Certain compounds can be used in the treatment of certain central nervous system disorders, such as cortical dementias including Alzheimer's disease, neurodegeneration, and central nervous system damage resulting from stroke, ischemia and trauma. The term "treatment" includes partial or total inhibition amelioration of the dementia, including Alzheimer's disease, vascular dementia, multi-infarct dementia, pre-senile dementia, alcoholic dementia, and senile dementia.

[0056] Certain compounds can be used as anti-inflammatory agents, such as for the treatment of arthritis, with the additional benefit of having significantly less harmful side effects. Such compounds could also be used in the treatment of allergic rhinitis, respiratory distress syndrome, endotoxin shock syndrome, and liver disease.

[0057] Certain compounds can be used in the treatment of pain, including postoperative pain, dental pain, muscular pain, and pain resulting from cancer.

[0058] Certain compounds of the invention can be used to treat and prevent inflammation-related cardiovascular disorders in a subject. For example, such compounds could be used in the treatment and prevention of vascular diseases, coronary artery disease, aneurysm, vascular rejection, arteriosclerosis, atherosclerosis including cardiac transplant atherosclerosis, myocardial infarction, embolism, stroke,

thrombosis, including venous thrombosis, angina including unstable angina, coronary plaque inflammation, bacterial-induced inflammation including Chlamydia-induced inflammation, viral induced inflammation, and inflammation associated with surgical procedures such as vascular grafting including coronary artery bypass surgery, revascularization procedures including angioplasty, stent placement, endarterectomy, or other invasive procedures involving arteries, veins and capillaries.

[0059] Certain compounds could be used for the treatment of angiogenesis-related disorders in a subject. In a method the compounds can be administered to a subject in need of angiogenesis inhibition. The compounds could be used in the treatment of neoplasia, including metastasis; ophthalmological conditions such as corneal graft rejection, ocular neovascularization, retinal neovascularization including neovascularization following injury or infection, diabetic retinopathy, macular degeneration, retrolental fibroplasia and neovascular glaucoma; ulcerative diseases such as gastric ulcer; pathological, but non-malignant, conditions such as hemangiomas, including infantile hemangiomas, angiofibroma of the nasopharynx and avascular necrosis of bone; and disorders of the female reproductive system such as endometriosis.

[0060] Certain compounds of the invention can be used for the prevention and treatment of benign and malignant tumors/neoplasia including cancer, such as colorectal cancer, brain cancer, bone cancer, epithelial cell-derived neoplasia (epithelial carcinoma) such as basal cell carcinoma, adenocarcinoma, gastrointestinal cancer such as lip cancer, mouth cancer, esophageal cancer, small bowel cancer and stomach cancer, colon cancer, liver cancer, bladder cancer, pancreas cancer, ovary cancer, cervical cancer, lung cancer, breast cancer and skin cancer, such as squamous cell and basal cell cancers, prostate cancer, renal cell carcinoma, and other known cancers that effect epithelial cells throughout the body. Preferably, neoplasia is selected from gastrointestinal cancer, Barrett's esophagus, liver cancer, bladder cancer, pancreas cancer, ovary cancer, prostate cancer, cervical cancer, lung cancer, breast cancer and skin cancer, such as squamous cell and basal cell cancers. Certain compounds can also be used to treat the fibrosis that occurs with radiation therapy. The method can be used to treat subjects having adenomatous polyps, including those with familial adenomatous polyposis (FAP). Additionally, the method can be used to

prevent polyps from forming in patients at risk of FAP. Such conditions are exemplary in nature, and are in no way meant to limit the scope of the invention.

[0061] The compounds of the present invention may be administered alone or in conjunction with additional therapies known to those skilled in the art in the prevention or treatment of neoplasia. Alternatively, the compounds described herein may be used in conjunctive therapy. By way of example, the compounds may be administered alone or in conjunction with other antineoplastic agents or other growth inhibiting agents or other drugs or nutrients.

[0062] There are large numbers of antineoplastic agents available and in commercial use, in clinical evaluation and in pre-clinical development, which could be selected for treatment of neoplasia by combination drug chemotherapy. Such antineoplastic agents fall into several major categories, namely, antibiotic-type agents, alkylating agents, antimetabolite agents, hormonal agents, immunological agents, interferon-type agents and miscellaneous agents.

[0063] A first family of antineoplastic agents that may be used in combination with compounds of the present invention consists of antimetabolite-type antineoplastic agents. Suitable antimetabolite antineoplastic agents may be selected from the group consisting of 5-FU-fibrinogen, acanthifolic acid, aminothiadiazole, brequinar sodium, carmofur, cyclopentyl cytosine, cytarabine phosphate stearate, cytarabine conjugates, dezaguanine, dideoxycytidine, dideoxyguanosine, didox, doxifluridine, fazarabine, floxuridine, fludarabine phosphate, 5-fluorouracil, N-(2'-furanidyl)-5-fluorouracil, isopropyl pyrrolizine, methobenzaprim, methotrexate, norspermidine, pentostatin, piritrexim, plicamycin, thioguanine, tiazofurin, trimetrexate, tyrosine kinase inhibitors, tyrosine protein kinase inhibitors, UFT and uricytin.

[0064] A second family of antineoplastic agents that may be used in combination with compounds of the present invention consists of alkylating-type antineoplastic agents. Suitable alkylating-type antineoplastic agents may be selected from the group consisting of aldo-phosphamide analogues, altretamine, anaxirone, bestrabucil, budotitane, carboplatin, carmustine, chlorambucil, cisplatin, cyclophosphamide, cyplatate, diphenylspiromustine, diplatinum cytostatic, Erba distamycin derivatives, elmustine, estramustine phosphate sodium, fotemustine, hepsul-fam, ifosfamide, iproplatin, lomustine, mafosfamide, mitolactol, oxaliplatin,

Upjohn PCNU, prednimustine, ranimustine, semustine, spiromus-tine, taumustine, temozolomide, teroxirone, tetraplatin and trimelamol.

[0065] A third family of antineoplastic agents which may be used in combination with compounds of the present invention consists of antibiotic-type antineoplastic agents. Suitable antibiotic-type antineoplastic agents may be selected from the group consisting of aclarubicin, actinomycin D, actinoplanone, aeroplysinin derivative, anthracycline, azino-mycin-A, bisucaberin, bleomycin sulfate, bryostatin-1, calicheamicin, chromoximycin, dactinomycin, daunorubicin, ditrisarubicin B, doxorubicin, doxorubicin-fibrinogen, elsamicin-A, epirubicin, erbstatin, esorubicin, esperamicin-A1, esperamicin-Alb, fostriecin, glidobactin, gregatin-A, grincamycin, herbimycin, idarubicin, illudins, kazuamycin, kesarirhodins, menogaril, mitomycin, mitoxantrone, neoactin, oxalysine, oxaunomycin, peplomycin, pilatin, pirarubicin, porothramycin, pyrindamycin A, rapamycin, rhizoxin, rodorubicin, sibanomicin, siwenmycin, sorangicin-A, sparsomycin, steffimycin B, talisomycin, terpentecin, thiazine, tricrozarin A, and zorubicin.

[0066] A fourth family of antineoplastic agents which may be used in combination with compounds of the present invention consists of a miscellaneous family of antineoplastic agents selected from the group consisting of alpha-carotene, alpha-difluoromethyl-arginine, acitretin, Biotec AD-5, Kyorin AHC-52, alstonine, amonafide, amphetamine, amsacrine, Angiostat, ankinomycin, anti-neoplaston A10, antineoplaston A2, antineoplaston A3, antineoplaston A5, antineoplaston AS2-1, Henkel APD, aphidicolin glycinate, asparaginase, Avarol, baccharin, batracylin, benfluron, benzotript, Ipsen-Beaufour BIM-23015, bisantrene, Bristo-Myers BMY-40481, Vestar boron-10, bromofosfamide, Wellcome BW-502, Wellcome BW-773, caracemide, carmethizole hydrochloride, Ajinomoto CDAF, chlorsulfaquinoxalone, Chemes CHX-2053, Chemex CHX-100, Warner-Lambert CI-921, Warner-Lambert CI-937, Warner-Lambert CI-941, Warner-Lambert CI-958, clanfenur, claviridenone, ICN compound 1259, ICN compound 4711, Contracan, Yakult Honsha CPT-11, crisnatol, curaderm, cytochalasin B, cytarabine, cytosytin, Merz D-609, DABIS maleate, dacarbazine, datelliptinium, didemnin-B, dihaematoporphyrin ether, dihydrolenperone, dinaline, distamycin, Toyo Pharmar DM-341, Toyo Pharmar DM-75, Daiichi Seiyaku DN-9693, elliprabin, elliptinium acetate, Tsumura EPMTc,

ergotamine, etoposide, etretinate, fenretinide, Fujisawa FR-57704, gallium nitrate, genkwadaphnin, Chugai GLA-43, Glaxo GR-63178, grifolan NMF-5N, hexadecylphosphocholine, Green Cross HO-221, homoharringtonine, hydroxyurea, BTG ICRF-187, ilmofosine, isoglutamine, isotretinoin, Otsuka JI-36, Ramot K-477, Otsuak K-76COONa, Kureha Chemical K-AM, MECT Corp KI-8110, American Cyanamid L-623, leukoregulin, lonidamine, Lundbeck LU-23-112, Lilly LY-186641, NCI (US) MAP, marycin, Merrel Dow MDL-27048, Medco MEDR-340, merbarone, merocyanine derivatives, methylanilinoacridine, Molecular Genetics MGI-136, minactivin, mitonafide, mitoquidone, mopidamol, motretinide, Zenyaku Kogyo MST-16, N-(retinoyl)amino acids, Nisshin Flour Milling N-021, N-acylated-dehydroalanines, nafazatrom, Taisho NCU-190, nocodazole derivative, Normosang, NCI NSC-145813, NCI NSC-361456, NCI NSC-604782, NCI NSC-95580, octreotide, Ono ONO-112, oquizanocine, Akzo Org-10172, pancratistatin, pazelliptine, Warner-Lambert PD-111707, Warner-Lambert PD-115934, Warner-Lambert PD-131141, Pierre Fabre PE-1001, ICRT peptide D, piroxantrone, polyhaematoporphyrin, polypreic acid, Efamol porphyrin, probimane, procarbazine, proglumide, Invitron protease nexin I, Tobishi RA-700, razoxane, Sapporo Breweries RBS, restrictin-P, retelliptine, retinoic acid, Rhone-Poulenc RP-49532, Rhone-Poulenc RP-56976, SmithKline SK&F-104864, Sumitomo SM-108, Kuraray SMANCS, SeaPharm SP-10094, spatol, spirocyclopropane derivatives, spirogermanium, Unimed, SS Pharmaceutical SS-554, strypoldinone, Stypoldione, Suntory SUN 0237, Suntory SUN 2071, superoxide dismutase, Toyama T-506, Toyama T-680, taxol, Teijin TEI-0303, teniposide, thaliblastine, Eastman Kodak TJB-29, tocotrienol, Topostin, Teijin TT-82, Kyowa Hakko UCN-01, Kyowa Hakko UCN-1028, ukrain, Eastman Kodak USB-006, vinblastine sulfate, vincristine, vindesine, vinestramide, vinorelbine, vintriptol, vinzolidine, with anolides and Yamanouchi YM-534.

[0067] Examples of radioprotective agents which may be used in combination with compounds of the present invention are AD-5, adchnon, amifostine analogues, detox, dimesna, 1-102, MM-159, N-acylated-dehydroalanines, TGF- Genentech, tiptotimod, amifostine, WR-151327, FUT-187, ketoprofen transdermal, nabumetone, superoxide dismutase.

sarcoma, serous carcinoma, small cell carcinoma, soft tissue carcinomas, somatostatin-secreting tumor, squamous carcinoma, squamous cell carcinoma, submesothelial, superficial spreading melanoma, undifferentiated carcinoma, uveal melanoma, verrucous carcinoma, vipoma, well differentiated carcinoma, and Wilm's tumor.

[0070] The methods and compositions of the present invention provide one or more benefits. Combinations of silicon-containing NSAIDs that are COX-2 selective with radiation therapy of the present invention are useful in treating neoplasia disorders. Preferably, the COX-2 inhibitor agent or agents and the radiation therapies of the present invention are administered in combination at a low dose, that is, at a dose lower than has been conventionally used in clinical situations for each of the individual components administered alone.

[0071] A benefit of lowering the dose of the radiation therapies of the present invention administered to a mammal includes a decrease in the incidence of adverse effects associated with higher dosages. By lowering the incidence of adverse effects, an improvement in the quality of life of a patient undergoing treatment for cancer is contemplated. Further benefits of lowering the incidence of adverse effects include an improvement in patient compliance, and a reduction in the number of hospitalizations needed for the treatment of adverse effects. Alternatively, the methods and combination of the present invention can also maximize the therapeutic effect at higher doses.

[0072] Besides being useful for human treatment, these compounds are also useful for veterinary treatment of companion animals, exotic animals and farm animals, including mammals, rodents, and the like. More preferred animals include horses, dogs, and cats.

[0073] The present compounds may also be used in co-therapies, partially or completely, in addition to other anti-inflammatories, such as together with steroids, NSAIDs, iNOS inhibitors, p-38 inhibitors, TNF inhibitors, 5-lipoxygenase inhibitors, LTB₄ receptor antagonists and LTA₄ hydrolase inhibitors.

[0074] The pharmaceutical composition may include, but is not limited to, at least one pharmaceutically acceptable carrier. The carrier is generally an inert bulk agent added to the compound to make the active ingredients easier to handle, and can be solid, semisolid, or liquid as well as any manner understood in the art.

[0075] Pharmaceutical compositions of the invention may also include any delivery vehicle or device known in the art to enhance transport in reaching the target site. Such delivery vehicles or devices may be administered in admixtures with any carrier aforementioned with regard to the route of administration, and standard pharmaceutical practice. Dosages associated with such vehicles or devices will vary according to certain factors, such as age, weight, and the condition of the human or animal, as well as the pharmacokinetics and release characteristics from said delivery vehicles or devices.

[0076] The present invention also involves a method for the treatment of the conditions as noted above in mammals, particularly humans, suffering therefrom.

[0077] The present invention also provides for the use of any such compound of the above pharmaceutical compositions or salt thereof, in the manufacture of a therapeutic agent.

[0078] Treatment is contemplated in mammals, particularly humans, as well as those mammals of economic or social importance, or of an endangered status. Examples may be livestock or other animals expressly for human consumption, or domesticated animals such as dogs, cats, or horses. Also contemplated is the treatment of birds and poultry, such as turkeys, chickens, and fowl of the like.

[0079] The invention comprises administration of a treatment-effective amount of at least one silicon-containing NSAID derivative in a concentration calculated to provide the mammal being treated in the prevention, control, or cessation of disease. In a preferred embodiment, the silicon-containing carboxylic acid NSAID derivatives possess an analgesic, anti-inflammatory, anti-angiogenic and/or antipyretic property, providing an analgesic, anti-inflammatory, anti-angiogenic and/or antipyretic effect.

[0080] The derivatives useful in the method of the present invention are silicon containing NSAID's having a carboxylic acid moiety or a pharmaceutically acceptable salt thereof. For example, silicon-containing derivatives of indomethacin, flufenamic acid or sulindac sulfide or a pharmaceutically acceptable salt thereof.

[0081] The mode of administration of the silicon-containing carboxylic acid compound to the human or animal to be treated is as such to deliver an inhibiting effective amount of the pharmaceutical composition. For example, therapeutic delivery may be achieved, but is not limited to, enteral administration, which includes

oral, sublingual, and rectal administration or via parenteral administration that includes intramuscular, intravenous, or subcutaneous. Therapeutic delivery may also be achieved via other routes including topical, transdermal, or inhalation. Formulations of the compounds may include, but are not limited to, transdermal patch, suppository, tablet, capsule, powder, or in an appropriate carrier fluid administered in a solution or suspension. Also contemplated is administration of the solution or suspension to the esophagus, stomach, and/or duodenum, such as by gavage, i.e., via a feeding tube.

[0082] It is also contemplated that additional ingredients, such as various excipients, carriers, surfactants, nutriment, and the like, as well as various medicaments other than a sila-NSAID derivative, or combinations thereof, may be present together with the sila-NSAID derivative.

[0083] A dosing amount of silicon-containing NSAID derivatives suitable to be therapeutically effective in a mammal, including humans, can be calculated according to mg/kg of body weight, or body surface area (BSA). Administration may be one or more times per day to achieve the total desired daily dose, the amount varying as to the severity of the cancer or condition as previously discussed.

[0084] The present invention may be useful in the treatment of cancer in humans or animals, wherein the cancer or condition is caused as a result of exposure to any number of pathogens; nutritional factors; environmental factors that act as stressors or pollutants; and/or physiological disorders such as those of the digestive tract, pulmonary/circulatory system, liver, kidneys, colon, and/or pancreas.

[0085] In addition to the foregoing, the present invention also contemplates a process for the production of a pharmaceutical composition. Such process comprises bringing at least one of the individual components described thereof into intimate admixture with a silicon-modified NSAID of the present invention, and when required, compounding the obtained composition(s) in unit dosage forms. Methods of preparation of pharmaceutical compositions are well known in the art. For the discussion of such methods, pages 1435-1694 of Remington's Pharmaceutical Science (Part 8) are incorporated herein by reference.

[0086] The present invention indicates that silicon-containing COOH-containing drugs that are not COX-2 selective inhibitors, such as the NSAID known as indomethacin, when converted into silicon-containing analogs, results in isozyme

specificity for COX-2 and thus presents an efficient strategy for the generation of potent and selective COX-2 inhibitors. Thus, this strategy has been used to develop nonulcerogenic antiinflammatory agents that may have improved tolerability and pharmacokinetics.

[0087] The foregoing descriptions have been directed to particular embodiments of the invention in accordance with requirements of the Patent Statutes for the purposes of illustration and explanation. It will be apparent however, to those skilled in the art, that many modifications, changes and variations in the claimed compositions, solutions, methods of administration of the compositions set forth will be possible without departing from the scope and spirit of the claimed invention. It is intended that the following claims be interpreted to embrace all such modifications and changes.

[0088] It should be understood that various changes and modifications to the presently preferred embodiments described herein will be apparent to those skilled in the art. Such changes and modifications can be made without departing from the spirit and scope of the present invention and without diminishing its intended advantages. It is therefore intended that such changes and modifications be covered by the appended claims.

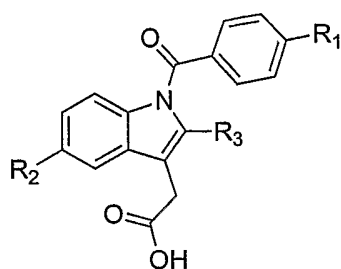
CLAIMS

The invention is claimed as follows:

1. A method for treatment of a subject having a condition or disorder associated with elevated levels of cyclooxygenase-2 comprising: administering to the subject a therapeutically effective amount of a silicon substituted carboxylic acid-containing compound, wherein the compound selectively inhibits cyclooxygenase-2: the ratio of the inhibitory₅₀ (IC₅₀) concentration for COX-1 to the IC₅₀ concentration for COX-2 is preferably greater than 5.
2. The method of claim 1, in which the condition or disorder is angiogenesis.
3. The method of claim 1, in which the condition is inflammation.
4. The method of claim 1, in which the condition or disorder is inflammation-associated.
5. The method of claim 1, in which the disorder is cancer.
6. The method of claim 1, in which the inflammation-related disorder is rheumatoid arthritis.
7. The method of claim 1, in which the inflammation-related disorder is osteoarthritis.
8. The method of claim 1, further comprising administering a sufficient amount of the compound to inhibit the activity of cyclooxygenase-2 in the subject.
9. The method of claim 1, wherein the compound is a non-steroidal anti-inflammatory drug.
10. The method of claim 1, wherein the compound is a non-steroidal anti-inflammatory drug selected from the group consisting of fenamic acids, indoles, phenylalkanoic acids, phenylacetic acids, pharmaceutically acceptable salts thereof, and combinations thereof.
11. The method of claim 1, wherein the compound is a non-steroidal anti-inflammatory drug selected from the group consisting of indomethacin, diclofenac, 6-methoxy-a-2-naphthylacetic acid, meclofenamic acid, flufenamic acid, niflumic acid,

mefanamic acid, sulindac, tolmetin, suprofen, ketorolac, flurbiprofen, ibuprofen, acecloferac, aclofenac, amfenac, benoxaprofen, bromfenac, carprofen, clidanac, diflunisal, efenamic acid, etodolic acid, fenbufen, fenclofenac, fenclorac, fenoprofen, flecozic acid, indoprofen, isofezolac, ketoprofen, loxoprofen, meclofenamate, naproxen, opranoxin, piroprofen, pranoprofen, tolfenamic acid, zaltoprofen, zomopirac, pharmaceutically acceptable salts thereof, and combinations thereof.

12. A silicon containing compound of the formula I:



Formula I

wherein R₁ is F, Cl, Br, or (Si)X₃ wherein the groups X can be the same or different and can include, by way of example, methyl, ethyl, n-propyl, iso-propyl, n-butyl, iso-butyl, sec-butyl, tert-butyl, --CH₂CH(CH₂CH₃)₂, 2-methyl-n-butyl, 6-fluoro-n-hexyl, phenyl, benzyl, cyclohexyl, cyclopentyl, cycloheptyl, allyl, iso-but-2-enyl, 3-methylpentyl, --CH₂-cyclopropyl, --CH₂-cyclohexyl, --CH₂CH₂-cyclopropyl, --CH₂CH₂-cyclohexyl, --CH₂-indol-3-yl, p-(phenyl)phenyl, o-fluorophenyl, m-fluorophenyl, p-fluorophenyl, m-methoxyphenyl, p-methoxyphenyl, phenethyl, benzyl, m-hydroxybenzyl, p-hydroxybenzyl, p-nitrobenzyl, m-trifluoromethylphenyl, p-(CH₃)₂NCH₂CH₂CH₂O-benzyl, p-(CH₃)₃COC(O)CH₂O-benzyl, p-(HOOCCH₂O)-benzyl, 2-aminopyrid-6-yl, p-(N-morpholino-CH₂CH₂O)-benzyl, --CH₂CH₂C(O)NH₂, --CH₂-imidazol-4-yl, --CH₂-(3-tetrahydrofuranyl), --CH₂-thiophen-2-yl, --CH₂-(1-methyl)cyclopropyl, --CH₂-thiophen-3-yl, thiophen-3-yl, thiophen-2-yl, --CH₂-C(O)O-t-butyl, --CH₂-C(CH₃)₃, --CH₂CH(CH₂CH₃)₂, -2-methylcyclopentyl, -cyclohex-2-enyl, --CH[CH(CH₃)₂]COOCH₃, --CH₂CH₂N(CH₃)₂, --CH₂C(CH₃)=CH₂, --CH₂CH=CHCH₃ (cis and trans), --CH₂OH, --CH(OH)CH₃, --CH(O-t-butyl)CH₃, --CH₂OCH₃, --(CH₂)₄NH-Boc, --(CH₂)₄NH₂, --CH₂-pyridyl (e.g., 2-pyridyl, 3-pyridyl and 4-pyridyl), pyridyl (2-pyridyl, 3-pyridyl and 4-pyridyl), --CH₂-naphthyl (e.g., 1-naphthyl and 2-naphthyl), --CH₂-(N-morpholino), p-(N-morpholino-CH₂CH₂O)-benzyl, benzo[b]thiophen-2-yl, 5-chlorobenzo[b]thiophen-2-yl, 4,5,6,7-

tetrahydrobenzo[*b*]thiophen-2-yl, benzo[*b*]thiophen-3-yl, 5-chlorobenzo[*b*]thiophen-3-yl, benzo[*b*]thiophen-5-yl, 6-methoxynaphth-2-yl, -- CH₂CH₂ SCH₃, thien-2-yl, thien-3-yl, and the like;

R₂ is alkoxy, YO--, wherein Y is an alkyl group. Exemplary alkoxy groups include methoxy, ethoxy, t-butoxy, cyclopentyloxy and the like; or (Si)X₃ wherein X is as described for R₁;

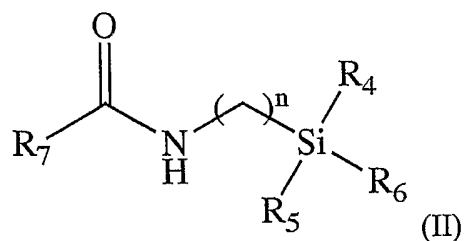
R₃ is alkyl wherein alkyl refers to a lower alkyl group, a haloalkyl group, an alkenyl group, an alkynyl group, a bridged cycloalkyl group, a cycloalkyl group or a heterocyclic ring;

wherein lower alkyl groups comprise branched or straight chain acyclic alkyl groups comprising one to about ten carbon atoms or (Si)X₃ wherein X is as described for R₁.

13. The silicon containing compound of claim 12, wherein the compound is selected from the group consisting of 2-(5-methoxy-2-methyl-1-(4-(trimethylsilyl)benzoyl)-1H indole-3-yl) acetic acid, 2-(1-(4-chlorobenzoyl)-2-methyl-5-trimethylsilyl)-1H indole-3-yl) acetic acid, 2-(1-(4-chlorobenzoyl)-5-methoxy-2-(trimethylsilyl)-1H indole-3-yl) acetic acid.

14. The silicon containing compound of claim 12 wherein X is bound to a chemical group selected from the group consisting of trimethylsilyl, dimethylethylsilyl, dimethylmethoxysilyl, methyl-diethylsilyl, triethylsilyl, propyldimethylsilyl, butyldimethylsilyl, chlorobutyldimethylsilyl, hexyldimethylsilyl, (trimethylsiloxy)dimethylsilyl, (trimethylsiloxypropyl)dimethylsilyl, isopropyldimethylsilyl, triisopropylsilyl, hexyldimethylsilyl, tert-butyldimethylsilyl, phenyldimethylsilyl, benzyldimethylsilyl, p-tolyldimethylsilyl, cyclopropyldimethylsilyl, cyclohexyldimethylsilyl, methyl-diphenylsilyl, tert-butyldiphenylsilyl, and norbornyldimethylsilyl.

15. A silicon containing compound of the formula II:



wherein n is an integer 1 or 2 and R₄, R₅, R₆ can be the same or different and are independently selected from the group consisting of hydrogen, alkenyl, alkoxyalkyl, alkoxyiminoalkoxy, alkoxyiminoalkyl, alkyl, alkylcarbonylalkoxy, alkylcarbonylamino, alkylcarbonylaminoalkyl, alkynyl, aminoalkoxy, aminoalkylcarbonyloxyalkoxy aminocarbonylalkyl, aryl, arylalkenyl, arylalkyl, arylalkynyl, carboxyalkylcarbonyloxyalkoxy, cyano, cycloalkenyl, cycloalkyl, cycloalkylidenealkyl, haloalkenyloxy, haloalkoxy, haloalkyl, halogen, heteroaryl, heterocyclic, hydroxyalkoxy, hydroxyiminoalkoxy, hydroximinoalkyl, mercaptoalkoxy, nitro, phosphonatoalkoxy;

wherein R₇ is an NSAID selected from fenamic acids, indoles, pyrano-indole derivatives, phenylalkanoic acids, and phenylacetic acids and combinations thereof.

16. The silicon containing compound of claim 15 wherein the non-steroidal anti-inflammatory drug is selected from the group consisting of indomethacin, diclofenac, 6-methoxy-a-2-naphthylacetic acid, meclofenamic acid, flufenamic acid, niflumic acid, mefenamic acid, sulindac, tolmetin, suprofen, ketorolac, flurbiprofen, ibuprofen, acecloferac, aclofenac, amfenac, benoxaprofen, bromfenac, carprofen, clidanac, diflunisal, efenamic acid, etodolic acid, fenbufen, fenclofenac, fenclorac, fenoprofen, flecozic acid, indoprofen, isofezolac, ketoprofen, loxoprofen, meclofenamate, naproxen, opranoxin, piroprofen, pranoprofen, tolfenamic acid, zaltoprofen, zomopirac, pharmaceutically acceptable salts thereof, and combinations thereof.

17. The silicon containing compound of claim 15 wherein R₄, R₅, R₆ can be the same or different and are independently selected from the group consisting of methyl, ethyl, n-propyl, iso-propyl, n-butyl, iso-butyl, sec-butyl, tert-butyl, --CH₂CH-(CH₂CH₃)₂, 2-methyl-n-butyl, 6-fluoro-n-hexyl, phenyl, benzyl, cyclohexyl, cyclopentyl, cycloheptyl, allyl, iso-but-2-enyl, 3-methylpentyl, --CH₂-cyclopropyl, --CH₂-cyclohexyl, --CH₂CH₂-cyclopropyl, --CH₂CH₂-cyclohexyl, --CH₂-indol-3-yl,

p-(phenyl)phenyl, o-fluorophenyl, m-fluorophenyl, p-fluorophenyl, m-methoxyphenyl, p-methoxyphenyl, phenethyl, benzyl, m-hydroxybenzyl, p-hydroxybenzyl, p-nitrobenzyl, m-trifluoromethylphenyl, p-(CH₃)₂NCH₂CH₂CH₂O-benzyl, p-(CH₃)₃COC(O)CH₂O-benzyl, p-(HOOCCH₂O)-benzyl, 2-aminopyrid-6-yl, p-(N-morpholino-CH₂CH₂O)-benzyl, --CH₂CH₂C(O)NH₂, --CH₂-imidazol-4-yl, --CH₂-(3-tetrahydrofuranyl), --CH₂-thiophen-2-yl, --CH₂(1-methyl)cyclopropyl, --CH₂-thiophen-3-yl, thiophen-3-yl, thiophen-2-yl, --CH₂--C(O)O-t-butyl, --CH₂--C(CH₃)₃, --CH₂CH(CH₂CH₃)₂, -2-methylcyclopentyl, -cyclohex-2-enyl, --CH[CH(CH₃)₂]COOCH₃, --CH₂CH₂N(CH₃)₂, --CH₂C(CH₃)=CH₂, --CH₂CH=CHCH₃ (cis and trans), --CH₂OH, --CH(OH)CH₃, --CH(O-t-butyl)CH₃, --CH₂OCH₃, --(CH₂)₄NH-Boc, --(CH₂)₄NH₂, --CH₂-pyridyl (e.g., 2-pyridyl, 3-pyridyl and 4-pyridyl), pyridyl (2-pyridyl, 3-pyridyl and 4-pyridyl), --CH₂-naphthyl (e.g., 1-naphthyl and 2-naphthyl), --CH₂-(N-morpholino), p-(N-morpholino-CH₂CH₂O)-benzyl, benzo[b]thiophen-2-yl, 5-chlorobenzo[b]thiophen-2-yl, 4,5,6,7-tetrahydrobenzo[b]thiophen-2-yl, benzo[b]thiophen-3-yl, 5-chlorobenzo[b]thiophen-3-yl, benzo[b]thiophen-5-yl, 6-methoxynaphth-2-yl, --CH₂CH₂SCH₃, thien-2-yl, thien-3-yl, and the like.

18. The compound of claim 15, wherein the derivatives are selected from the group consisting of aminomethyltrimethylsilane, aminopropyltrimethylsilane, (dimethyl(propyl)silyl)methanamine, aminobutyltrimethylsilane, (butyldimethylsilyl)methanamine, aminopentyltrimethylsilane, (dimethyl(pentyl)silyl)methanamine, aminohexyltrimethylsilane, (dimethyl(hexyl)silyl)methanamine, aminoheptyltrimethylsilane, (dimethyl(heptyl)silyl)methanamine, 1,1-dimethylsilinan-3-amine, 4-trimethylsilylaniline, (4-trimethylsilyl)phenyl)methanamine, 4-((trimethylsilyl)methyl)benzamine, 2-trimethylsilyl-5-aminopyridine, (dimethyl(pyridin-3-yl)silyl)methanamine, 2-(dimethyl(pyridin-3-yl)silyl)ethanamine, (dimethyl(phenyl)silyl)-methanamine, ((4-fluorophenyl)dimethylsilyl)methanamine, ((4-chlorophenyl)dimethylsilyl)methanamine, ((4-methoxyphenyl)dimethylsilyl)methanamine, (dimethyl(phenyl)silyl)-ethanamine, ((4-fluorophenyl)dimethylsilyl)ethanamine, ((4-chlorophenyl)dimethylsilyl)ethanamine, ((4-methoxyphenyl)dimethylsilyl)ethanamine, and combinations thereof.

19. The silicon containing compound of claim 15, wherein the sila-carboxylic acid-containing compound is indomethacin.

20. The silicon containing compound of claim 15, wherein the compound is selected from the group consisting of 2-(1-(4-chlorobenzoyl)-5-methoxy-2-methyl-1H-indol-3-yl)-N-((trimethylsilyl)methyl)acetamide; 2-(1-(4-chlorobenzoyl)-5-methoxy-2-methyl-1H-indol-3-yl)-N-((trimethylsilyl)propyl)acetamide; 2-(1-(4-chlorobenzoyl)-5-methoxy-2-methyl-1H-indol-3-yl)-N-((dimethyl(propyl)silyl)methyl)acetamide; 2-(1-(4-chlorobenzoyl)-5-methoxy-2-methyl-1H-indol-3-yl)-N-((trimethylsilyl)butyl)acetamide; 2-(1-(4-chlorobenzoyl)-5-methoxy-2-methyl-1H-indol-3-yl)-N-((dimethyl(butyl)silyl)methyl)acetamide; 2-(1-(4-chlorobenzoyl)-5-methoxy-2-methyl-1H-indol-3-yl)-N-((trimethylsilyl)pentyl)acetamide; 2-(1-(4-chlorobenzoyl)-5-methoxy-2-methyl-1H-indol-3-yl)-N-((dimethyl(pentyl)silyl)methyl)acetamide; 2-(1-(4-chlorobenzoyl)-5-methoxy-2-methyl-1H-indol-3-yl)-N-((trimethylsilyl)hexyl)acetamide; 2-(1-(4-chlorobenzoyl)-5-methoxy-2-methyl-1H-indol-3-yl)-N-((dimethyl(hexyl)silyl)methyl)acetamide; 2-(1-(4-chlorobenzoyl)-5-methoxy-2-methyl-1H-indol-3-yl)-N-((trimethylsilyl)heptyl)acetamide; 2-(1-(4-chlorobenzoyl)-5-methoxy-2-methyl-1H-indol-3-yl)-N-((dimethyl(heptyl)silyl)methyl)acetamide; 2-(1-(4-chlorobenzoyl)-5-methoxy-2-methyl-1H-indol-3-yl)-N-(1,1-dimethylsilinan-3-yl)acetamide; 2-(1-(4-chlorobenzoyl)-5-methoxy-2-methyl-1H-indol-3-yl)-N-(4-(trimethylsilyl)phenyl)acetamide; N-(4-(trimethylsilyl)benzyl)-2-(1-(4-chlorobenzoyl)-5-methoxy-2-methyl-1H-indol-3-yl)acetamide; 2-(1-(4-chlorobenzoyl)-5-methoxy-2-methyl-1H-indol-3-yl)-N-(6-(trimethylsilyl)pyridin-3-yl)acetamide; 2-(1-(4-chlorobenzoyl)-5-methoxy-2-methyl-1H-indol-3-yl)-N-((dimethyl(pyridin-3-yl)silyl)methyl)acetamide; 2-(1-(4-chlorobenzoyl)-5-methoxy-2-methyl-1H-indol-3-yl)-N-((dimethyl(pyridin-3-yl)silyl)ethyl)acetamide; 2-(1-(4-chlorobenzoyl)-5-methoxy-2-methyl-1H-indol-3-yl)-N-((dimethyl(phenyl)silyl)methyl)acetamide; 2-(1-(4-chlorobenzoyl)-5-methoxy-2-methyl-1H-indol-3-yl)-N-(((4-fluorophenyl)dimethylsilyl)methyl)acetamide; 2-(1-(4-chlorobenzoyl)-5-methoxy-2-methyl-1H-indol-3-yl)-N-(((4-fluorophenyl)dimethylsilyl)ethyl)acetamide; 2-(1-(4-chlorobenzoyl)-5-methoxy-2-

methyl-1H-indol-3-yl)-N-(((4-chlorophenyl)dimethylsilyl)methyl)acetamide; 2-(1-(4-chlorobenzoyl)-5-methoxy-2-methyl-1H-indol-3-yl)-N-(((4-chlorophenyl)dimethylsilyl)ethyl)acetamide; 2-(1-(4-chlorobenzoyl)-5-methoxy-2-methyl-1H-indol-3-yl)-N-(((4-methoxyphenyl)dimethylsilyl)methyl)acetamide; 2-(1-(4-chlorobenzoyl)-5-methoxy-2-methyl-1H-indol-3-yl)-N-(((4-methoxyphenyl)dimethylsilyl)ethyl)acetamide.

21. The silicon containing compound of claim 15, wherein the sila-carboxylic acid-containing compound is etodolac.

22. The silicon containing compound of claim 15, wherein the compound is selected from the group consisting of 2-(1,8-diethyl-1,3,4,9-tetrahydropyrano[3,4-b]indol-1-yl)-N-(trimethylsilyl)methyl)acetamide; 2-(1,8-diethyl-1,3,4,9-tetrahydropyrano[3,4-b]indol-1-yl)-N-((trimethylsilyl)propyl)acetamide; 2-(1,8-diethyl-1,3,4,9-tetrahydropyrano[3,4-b]indol-1-yl)-N-(dimethyl(propyl)silyl)acetamide; 2-(1,8-diethyl-1,3,4,9-tetrahydropyrano[3,4-b]indol-1-yl)-N-((trimethylsilyl)butyl)acetamide; 2-(1,8-diethyl-1,3,4,9-tetrahydropyrano[3,4-b]indol-1-yl)-N-(dimethyl(butyl)silyl)acetamide; 2-(1,8-diethyl-1,3,4,9-tetrahydropyrano[3,4-b]indol-1-yl)-N-((trimethylsilyl)pentyl)acetamide; 2-(1,8-diethyl-1,3,4,9-tetrahydropyrano[3,4-b]indol-1-yl)-N-(dimethyl(pentyl)silyl)acetamide; 2-(1,8-diethyl-1,3,4,9-tetrahydropyrano[3,4-b]indol-1-yl)-N-((trimethyl(hexyl)silyl)acetamide; 2-(1,8-diethyl-1,3,4,9-tetrahydropyrano[3,4-b]indol-1-yl)-N-(dimethyl(hexyl)silyl)acetamide; 2-(1,8-diethyl-1,3,4,9-tetrahydropyrano[3,4-b]indol-1-yl)-N-((trimethyl(heptyl)silyl)acetamide; 2-(1,8-diethyl-1,3,4,9-tetrahydropyrano[3,4-b]indol-1-yl)-N-(dimethyl(heptyl)silyl)acetamide; 2-(1,8-diethyl-1,3,4,9-tetrahydropyrano[3,4-b]indol-1-yl)-N-(1,1-dimethylsilinan-3-yl)acetamide; 2-(1,8-diethyl-1,3,4,9-tetrahydropyrano[3,4-b]indol-1-yl)-N-(4-(trimethylsilyl)phenyl)acetamide; 2-(1,8-diethyl-1,3,4,9-tetrahydropyrano[3,4-b]indol-1-yl)-N-(4-(trimethylsilyl)benzyl)acetamide; 2-(1,8-diethyl-1,3,4,9-tetrahydropyrano[3,4-b]indol-1-yl)-N-(6-(trimethylsilyl)pyridin-3-yl)acetamide; 2-(1,8-diethyl-1,3,4,9-tetrahydropyrano[3,4-b]indol-1-yl)-N-((dimethyl(pyridin-3-yl)silyl)methyl)acetamide; 2-(1,8-diethyl-1,3,4,9-tetrahydropyrano[3,4-b]indol-1-yl)-N-((dimethyl(phenyl)silyl)methyl)acetamide; 2-(1,8-diethyl-1,3,4,9-

tetrahydropyrano[3,4-b]indol-1-yl)-N-((dimethyl(phenyl)silyl)ethyl)acetamide; 2-(1,8-diethyl-1,3,4,9-tetrahydropyrano[3,4-b]indol-1-yl)-N-(((4-fluorophenyl)dimethylsilyl)methyl)acetamide; 2-(1,8-diethyl-1,3,4,9-tetrahydropyrano[3,4-b]indol-1-yl)-N-(((4-fluorophenyl)dimethylsilyl)ethyl)acetamide; 2-(1,8-diethyl-1,3,4,9-tetrahydropyrano[3,4-b]indol-1-yl)-N-(((4-chlorophenyl)dimethylsilyl)methyl)acetamide; 2-(1,8-diethyl-1,3,4,9-tetrahydropyrano[3,4-b]indol-1-yl)-N-(((4-chlorophenyl)dimethylsilyl)ethyl)acetamide; 2-(1,8-diethyl-1,3,4,9-tetrahydropyrano[3,4-b]indol-1-yl)-N-(((4-methoxyphenyl)dimethylsilyl)methyl)acetamide; 2-(1,8-diethyl-1,3,4,9-tetrahydropyrano[3,4-b]indol-1-yl)-N-(((4-methoxyphenyl)dimethylsilyl)ethyl)acetamide.

23. The method of claim 1, wherein the subject is a mammal.

24. The method of claim 1, wherein the subject is human.

25. A method for treatment of a subject having a condition or disorder associated with elevated levels of cyclooxygenase-2 comprising administering to the subject a therapeutically effective amount of a sila-carboxylic acid derivative of a compound, wherein the derivative is selective for the inhibition of cyclooxygenase-2, and the underivatized compound is less selective for the inhibition of cyclooxygenase-2, and the underivatized compound contains a carboxylic acid moiety; or a pharmaceutically acceptable salt thereof.

26. The method of claim 25, in which the condition or disorder resulting from elevated levels of cyclooxygenase-2 is angiogenesis.

27. The method of claim 25, in which the condition resulting from elevated levels of cyclooxygenase-2 is inflammation.

28. The method of claim 25, in which the condition or disorder resulting from elevated levels of cyclooxygenase-2 is inflammation-associated.

29. The method of claim 25, in which the disorder is cancer.

30. The method of claim 25, wherein the inflammation-related disorder is rheumatoid arthritis.

31. The method of claim 25, wherein the inflammation-related disorder is osteoarthritis.

32. The method of claim 25, wherein the disorder is Alzheimer's disease.

33. The method of claim 25, wherein the disorder is cardiovascular disease.

34. The method of claim 25, wherein the compound is a non-steroidal anti-inflammatory drug.

35. The method of claim 25, wherein the compound is selected from the group consisting of fenamic acids, indoles, phenylalkanoic acids, phenylacetic acids, pharmaceutically acceptable salts thereof, and combinations thereof.

36. The method of claim 25, wherein the compound is selected from the group consisting of indomethacin, diclofenac, 6-methoxy-2-naphthylacetic acid, meclofenamic acid, flufenamic acid, niflumic acid, mefanamic acid, sulindac, tolmetin, suprofen, ketorolac, flurbiprofen, ibuprofen, acecloferac, aclofenac, amfenac, benoxaprofen, bromfenac, carprofen, clidanac, diflunisal, efenamic acid, etodolic acid, fenbufen, fenclofenac, fenclorac, fenoprofen, flecozic acid, indoprofen, isofezolac, ketoprofen, loxoprofen, meclofenamate, naproxen, opranoxin, pirprofen, pranoprofen, tolfenamic acid, zaltoprofen, zomopirac, pharmaceutically acceptable salts thereof, and combinations thereof.

37. A method of treating a subject suffering from a neoplastic disease state with a conjunctive therapy, said method comprising treating the subject with a therapeutically-effective amount of a sila-carboxylic acid derivative or a pharmaceutically acceptable salt thereof, and a compound selected from the group consisting of antibiotic agents, alkylating agents, antimetabolite agents, hormonal agents, immunological agents, interferon agents, wherein: the amount of conjunctive therapy and the amount of the COX-2 inhibiting compound together comprise a neoplasia-treating-effective amount of the COX-2 inhibiting compound and the conjunctive therapy; and the neoplasia is sensitive to such treatment.

38. A method for treating a neoplasia in a subject in need of such treatment wherein the method comprises treating the subject with an amount of radiation and a radiation-potentiating amount of a sila-carboxylic derivative, wherein the derivative is selective for the inhibition of cyclooxygenase-2, and the compound is a cyclooxygenase-2 inhibitor but is diminished for selectivity for inhibition of cyclooxygenase-1, and contains a carboxylic acid moiety or a pharmaceutically acceptable salt thereof wherein: the amount of radiation and the amount of the COX-2 inhibiting compound together comprise a neoplasia-treating-effective amount of the COX-2 inhibiting compound and the radiation; and the neoplasia is sensitive to such treatment.