

(12) STANDARD PATENT
(19) AUSTRALIAN PATENT OFFICE

(11) Application No. **AU 2016226279 B2**

(54) Title
Pharmaceutical formulations of Bruton's tyrosine kinase inhibitor

(51) International Patent Classification(s)
A61K 31/436 (2006.01) **A61K 31/519** (2006.01)

(21) Application No: **2016226279** (22) Date of Filing: **2016.03.02**

(87) WIPO No: **WO16/141068**

(30) Priority Data

(31) Number	(32) Date	(33) Country
62/127,717	2015.03.03	US
62/193,518	2015.07.16	US

(43) Publication Date: **2016.09.09**

(44) Accepted Journal Date: **2021.11.11**

(71) Applicant(s)
Pharmacyclics LLC

(72) Inventor(s)
Atluri, Harisha;Chong, Ching Wah;Kuehl, Robert;Tan, Heow

(74) Agent / Attorney
Spruson & Ferguson, GPO Box 3898, Sydney, NSW, 2001, AU

(56) Related Art
US 20130338172 A1
WO 2014004707 A1
WO 2017125423 A1
WO 2017125424 A1

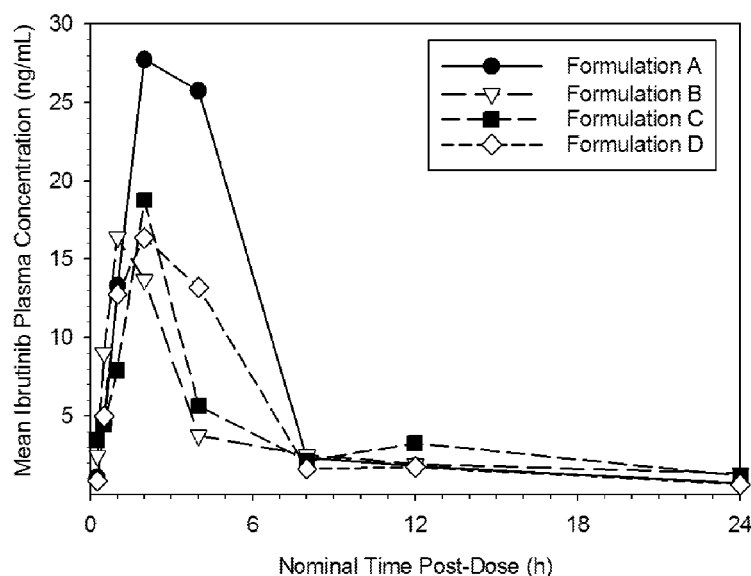


- (51) **International Patent Classification:**
A61K 31/436 (2006.01) *A61K 31/519* (2006.01)
- (21) **International Application Number:**
PCT/US2016/020467
- (22) **International Filing Date:**
2 March 2016 (02.03.2016)
- (25) **Filing Language:** English
- (26) **Publication Language:** English
- (30) **Priority Data:**
62/127,717 3 March 2015 (03.03.2015) US
62/193,518 16 July 2015 (16.07.2015) US
- (71) **Applicant:** PHARMACYCLICS LLC [US/US]; 995 East Arques Avenue, Sunnyvale, CA 94085 (US).
- (72) **Inventors:** ATLURI, Harisha; 310 Alto Maclane Street, Palo Alto, CA 94306 (US). CHONG, Ching, Wah; 3332 Kipling Place, Fremont, CA 94536 (US). KUEHL, Robert; 23 Medau Place, San Francisco, CA 94133 (US). TAN, Heow; 10094 Randy Lane, Cupertino, CA 95014 (US).
- (74) **Agents:** RUSSELL, Hathaway, P. et al.; Foley Hoag LLP, Seaport West, 155 Seaport Boulevard, Boston, MA 02210-2600 (US).
- (81) **Designated States** (*unless otherwise indicated, for every kind of national protection available*): AE, AG, AL, AM, AO, AT, AU, AZ, BA, BB, BG, BH, BN, BR, BW, BY, BZ, CA, CH, CL, CN, CO, CR, CU, CZ, DE, DK, DM, DO, DZ, EC, EE, EG, ES, FI, GB, GD, GE, GH, GM, GT, HN, HR, HU, ID, IL, IN, IR, IS, JP, KE, KG, KN, KP, KR, KZ, LA, LC, LK, LR, LS, LU, LY, MA, MD, ME, MG, MK, MN, MW, MX, MY, MZ, NA, NG, NI, NO, NZ, OM, PA, PE, PG, PH, PL, PT, QA, RO, RS, RU, RW, SA, SC, SD, SE, SG, SK, SL, SM, ST, SV, SY, TH, TJ, TM, TN, TR, TT, TZ, UA, UG, US, UZ, VC, VN, ZA, ZM, ZW.
- (84) **Designated States** (*unless otherwise indicated, for every kind of regional protection available*): ARIPO (BW, GH, GM, KE, LR, LS, MW, MZ, NA, RW, SD, SL, ST, SZ, TZ, UG, ZM, ZW), Eurasian (AM, AZ, BY, KG, KZ, RU, TJ, TM), European (AL, AT, BE, BG, CH, CY, CZ, DE, DK, EE, ES, FI, FR, GB, GR, HR, HU, IE, IS, IT, LT, LU, LV, MC, MK, MT, NL, NO, PL, PT, RO, RS, SE, SI, SK, SM, TR), OAPI (BF, BJ, CF, CG, CI, CM, GA, GN, GQ, GW, KM, ML, MR, NE, SN, TD, TG).

[Continued on next page]

(54) **Title:** PHARMACEUTICAL FORMULATIONS OF BRUTON'S TYROSINE KINASE INHIBITOR

FIG. 1



(57) **Abstract:** Described herein are pharmaceutical formulations of Bruton's tyrosine kinase (Btk) inhibitor 1- ((R)-3-(4-amino-3-(4-phenoxyphenyl)-1H-pyrazolo[3,4-d]pyrimidin-1-yl)prop-2-en-1-one. Also disclosed are methods of using the Btk inhibitor, alone or in combination with other therapeutic agents, for the treatment of autoimmune diseases or conditions, heteroimmune diseases or conditions, cancer, including lymphoma, and inflammatory diseases or conditions.



Published:

— *with international search report (Art. 21(3))*

PHARMACEUTICAL FORMULATIONS OF A BRUTON'S TYROSINE KINASE INHIBITOR

CROSS-REFERENCE TO RELATED APPLICATION

[0001] This application claims the benefit of U.S. Provisional Application No. 62/127,717, filed March 3, 2015, and U.S. Provisional Application No. 62/193,518, filed July 16, 2015, which are incorporated herein by reference in their entirety.

FIELD OF THE INVENTION

[0002] Described herein is the Bruton's tyrosine kinase (Btk) inhibitor 1-((R)-3-(4-amino-3-(4-phenoxyphenyl)-1H-pyrazolo[3,4-d]pyrimidin-1-yl)piperidin-1-yl)prop-2-en-1-one, including pharmaceutical compositions, solvates and pharmaceutically acceptable salts thereof, as well as pharmaceutical formulations that include the Btk inhibitor and methods of using the Btk inhibitor compositions or formulations in the treatment of diseases or conditions that would benefit from inhibition of Btk activity.

BACKGROUND OF THE INVENTION

[0003] Bruton's tyrosine kinase (Btk), a member of the Tec family of non-receptor tyrosine kinases, is a key signaling enzyme expressed in all hematopoietic cells types except T lymphocytes and natural killer cells. Btk plays an essential role in the B-cell signaling pathway linking cell surface B-cell receptor (BCR) stimulation to downstream intracellular responses.

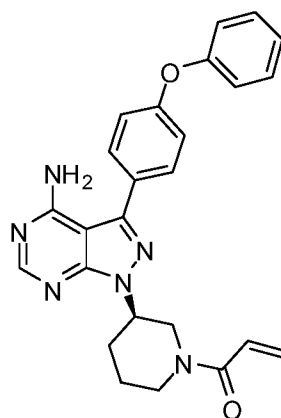
[0004] Btk is a key regulator of B-cell development, activation, signaling, and survival. In addition, Btk plays a role in a number of other hematopoietic cell signaling pathways, e.g., Toll like receptor (TLR) and cytokine receptor-mediated TNF- α production in macrophages, IgE receptor (Fc ϵ psilonRI) signaling in Mast cells, inhibition of Fas/APO-1 apoptotic signaling in B-lineage lymphoid cells, and collagen-stimulated platelet aggregation.

[0005] 1-((R)-3-(4-amino-3-(4-phenoxyphenyl)-1H-pyrazolo[3,4-d]pyrimidin-1-yl)piperidin-1-yl)prop-2-en-1-one is also known by its IUPAC name as 1-((3R)-3-[4-amino-3-(4-phenoxyphenyl)-1H-pyrazolo[3,4-d]pyrimidin-1-yl]piperidin-1-yl)prop-2-en-1-one or 2-Propen-1-one, 1-[(3R)-3-[4-amino-3-(4-phenoxyphenyl)-1H-pyrazolo[3,4-d]pyrimidin-1-yl]-1-piperidinyl-, and has been given the USAN name, ibrutinib. The various names given for ibrutinib are used interchangeably herein.

SUMMARY OF THE INVENTION

[0005a] A first aspect of the invention provides for an immediate release solid tablet formulation suitable for oral administration, the formulation comprising ibrutinib and pharmaceutically acceptable excipients,

5 wherein ibrutinib is a compound with the structure of Compound 1,



Compound 1;

and wherein the solid tablet formulation comprises greater than 50% w/w of ibrutinib;

10 and the excipients comprise:

one or more diluents selected from group consisting of: lactose, sucrose, dextrose, dextrates, maltodextrin, mannitol, xylitol, sorbitol, cyclodextrins, calcium phosphate, calcium sulfate, starches, modified starches, cellulose, microcrystalline cellulose, microcellulose, and talc;

15 one or more disintegrating agents selected from the group consisting of: natural starch, a pregelatinized starch, a sodium starch, methylcrystalline cellulose, methylcellulose, croscarmellose, croscarmellose sodium, crosslinked sodium carboxymethylcellulose, cross-linked carboxymethylcellulose, cross-linked croscarmellose, cross-linked starch, cross-linked polymer, cross-linked
20 polyvinylpyrrolidone, sodium alginate, a clay, and a gum;

one or more binders selected from the group consisting of: hydroxypropyl cellulose and polyvinylpyrrolidone;

colloidal silicon dioxide; and

magnesium stearate.

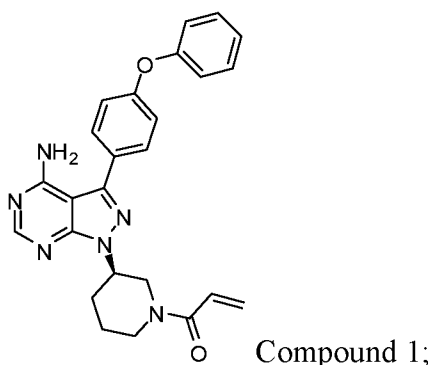
[0005b] A second aspect of the invention provides for a process for preparing the solid tablet formulation of the first aspect of the invention, wherein the process comprises a wet granulation method.

[0006] Described herein is the Btk inhibitor 1-((R)-3-(4-amino-3-(4-phenoxyphenyl)-1H-pyrazolo[3,4-d]pyrimidin-1-yl)piperidin-1-yl)prop-2-en-1-one, including
5 pharmaceutically acceptable compositions, formulations, and methods of uses thereof. Also described are pharmaceutically acceptable compositions and formulations of the Btk inhibitor, 1-((R)-3-(4-

amino-3-(4-phenoxyphenyl)-1H-pyrazolo[3,4-d]pyrimidin-1-yl)piperidin-1-yl)prop-2-en-1-one, used in the manufacture of medicaments for the treatment of diseases or conditions that are associated with Btk activity. 1-((R)-3-(4-Amino-3-(4-phenoxyphenyl)-1H-pyrazolo[3,4-d]pyrimidin-1-yl)piperidin-1-yl)prop-2-en-1-one is an irreversible Btk inhibitor. Further described are pharmaceutical compositions and formulations of the Btk inhibitor, 1-((R)-3-(4-amino-3-(4-phenoxyphenyl)-1H-pyrazolo[3,4-d]pyrimidin-1-yl)piperidin-1-yl)prop-2-en-1-one, and methods of using the Btk inhibitor in the treatment of diseases or conditions (including diseases or conditions wherein irreversible inhibition of Btk provides therapeutic benefit to a mammal having the disease or condition).

[0007] Also described herein is a process for preparing a pharmaceutical composition of 1-((R)-3-(4-amino-3-(4-phenoxyphenyl)-1H-pyrazolo[3,4-d]pyrimidin-1-yl)piperidin-1-yl)prop-2-en-1-one by a wet granulation method. Further described are pharmaceutical formulations that include a pharmaceutical composition of 1-((R)-3-(4-amino-3-(4-phenoxyphenyl)-1H-pyrazolo[3,4-d]pyrimidin-1-yl)piperidin-1-yl)prop-2-en-1-one prepared by a wet granulation method.

[0008] In one aspect is a pharmaceutical composition comprising ibrutinib, wherein ibrutinib is a compound with the structure of Compound 1,



and wherein the pharmaceutical composition comprises at least 50% w/w of ibrutinib.

[0009] In another embodiment is a pharmaceutical composition comprising ibrutinib, wherein the pharmaceutical composition comprises about 50% w/w to about 90% w/w of ibrutinib. In another embodiment is a pharmaceutical composition comprising ibrutinib, wherein the pharmaceutical composition comprises about 50% w/w to about 80% w/w of ibrutinib. In another embodiment is a pharmaceutical composition comprising ibrutinib, wherein the pharmaceutical composition comprises about 60% w/w to about 80% w/w of ibrutinib. In another embodiment is a pharmaceutical composition comprising ibrutinib, wherein the pharmaceutical composition comprises about 60% w/w to about 75% w/w of ibrutinib. In another embodiment is a pharmaceutical composition comprising at least 50% w/w of ibrutinib, wherein the pharmaceutical composition comprises intragranular and extragranular

ingredients. In another embodiment is a pharmaceutical composition comprising at least 50% w/w of ibrutinib, wherein the pharmaceutical composition is prepared using a wet granulation method. In another embodiment is a pharmaceutical composition comprising at least 50% w/w of ibrutinib, further comprising at least one pharmaceutically acceptable excipient.

[0010] In another embodiment is a high-load solid tablet formulation comprising a pharmaceutical composition comprising at least 50% w/w of ibrutinib, about 50% w/w to about 90% w/w of ibrutinib, about 50% w/w to about 80% w/w of ibrutinib, about 60% w/w to about 80% w/w of ibrutinib, or about 60% w/w to about 75% w/w of ibrutinib, and one or more pharmaceutically acceptable excipients. In another embodiment is a high-load solid tablet formulation comprising a pharmaceutical composition comprising at least 50% w/w of ibrutinib, about 50% w/w to about 90% w/w of ibrutinib, about 50% w/w to about 80% w/w of ibrutinib, about 60% w/w to about 80% w/w of ibrutinib, or about 60% w/w to about 75% w/w of ibrutinib, and one or more pharmaceutically acceptable excipients wherein the one or more excipients are present in an amount from about 10% w/w to about 50% w/w.

[0011] In another embodiment is a high-load solid tablet formulation comprising at least 50% w/w of ibrutinib, about 50% w/w to about 90% w/w of ibrutinib, about 50% w/w to about 80% w/w of ibrutinib, about 60% w/w to about 80% w/w of ibrutinib, or about 60% w/w to about 75% w/w of ibrutinib, and one or more pharmaceutically acceptable excipients wherein the one or more excipients are selected from the group consisting of diluents, binders, disintegrating agents, lubricants, glidants, and surfactants. In some embodiments, at least one excipient is a diluent. In some embodiments, the diluent is selected from the group consisting of lactose, sucrose, dextrose, dextrans, maltodextrin, mannitol, xylitol, sorbitol, cyclodextrins, calcium phosphate, calcium sulfate, starches, modified starches, cellulose, microcrystalline cellulose, microcellulose, and talc. In some embodiments, the diluent is cellulose. In some embodiments, the diluent is lactose; and lactose is present in an amount from about 5% w/w to about 20% w/w, about 8% w/w to about 20% w/w, or about 8% w/w to about 15% w/w. In some embodiments, the diluent is lactose; and lactose is present in an amount of about 8.5% w/w or about 14% w/w. In some embodiments, the diluent is microcrystalline cellulose. In some embodiments, the diluent is microcrystalline cellulose and the microcrystalline cellulose is present in an amount from about 1% w/w to about 20% w/w, about 1% w/w to about 10% w/w, about 1% w/w to about 5% w/w, 1% w/w to about 2% w/w, about 5% w/w to about 20% w/w, about 8% w/w to about 20% w/w, or about 8% w/w to about 15% w/w. In some embodiments, the diluent is microcrystalline cellulose and the microcrystalline cellulose is present in an amount from about 1% w/w to about 6% w/w or about 8.5% w/w or about 14% w/w. In some embodiments, the diluent comprises lactose and microcrystalline cellulose. In

some embodiments, the lactose is present in an amount of about 10% w/w to about 15% w/w and microcrystalline cellulose is present in an amount from about 1% w/w to about 6% w/w. In some embodiments, the lactose is present in an amount of about 14% w/w and microcrystalline cellulose is present in an amount from about 2% w/w to about 5% w/w. In some embodiments, at least one excipient is a disintegrating agent. In some embodiments, the disintegrating agent is selected from the group consisting of natural starch, a pregelatinized starch, a sodium starch, methylcrystalline cellulose, methylcellulose, croscarmellose, croscarmellose sodium, cross-linked sodium carboxymethylcellulose, cross-linked carboxymethylcellulose, cross-linked croscarmellose, cross-linked starch such as sodium starch glycolate, cross-linked polymer such as crospovidone, cross-linked polyvinylpyrrolidone, sodium alginate, a clay, and a gum. In some embodiments, the disintegrating agent is croscarmellose sodium; and croscarmellose sodium is present in an amount from about 0 to about 20% w/w, about 1% w/w to about 10% w/w, about 5% w/w to about 10% w/w, about 6% w/w to about 8% w/w, about 4% w/w to about 6% w/w, or about 2% w/w to about 4% w/w. In some embodiments, at least one excipient is a binder. In some embodiments, the binder is hydroxypropyl cellulose; and hydroxypropyl cellulose is present in an amount from about 0 to about 10% w/w, about 0 to about 5% w/w, about 0 to about 2% w/w, about 0.1% w/w to about 1.1% w/w, or about 0.1% w/w to about 1% w/w. In some embodiments, the binder is polyvinylpyrrolidone. In some embodiments, the polyvinylpyrrolidone is present in an amount from about 0 to about 10% w/w, about 1 to about 5% w/w, or about 2% w/w. In some embodiments, the formulation comprises lactose, microcrystalline cellulose, croscarmellose sodium, and hydroxypropyl cellulose. In some embodiments, at least one excipient is a surfactant. In some embodiments, the surfactant is sodium lauryl sulfate. In some embodiments, the surfactant is sodium lauryl sulfate in an amount from about 0 to about 10% w/w, about 0.5 to about 5% w/w, about 1 to about 4% w/w, about 4% w/w to about 8% w/w, or about 5% w/w to about 6% w/w. In some embodiments, at least one excipient is a glidant. In some embodiments, the glidant is silica (colloidal silicon dioxide). In some embodiments, the glidant is silica (colloidal silicon dioxide) and the silica (colloidal silicon dioxide) is present in an amount from about 0 to about 5% w/w, 0.1% w/w to about 1.5% w/w, about 0.4% w/w to about 0.8% w/w, or about 0.5% w/w to about 0.6% w/w. In some embodiments, at least one excipient is a lubricant. In some embodiments, the lubricant is magnesium stearate. In some embodiments, the lubricant is magnesium stearate and the magnesium stearate is present in an amount from about 0.01% w/w to about 5% w/w, 0.01% w/w to about 2% w/w, 0.1% w/w to about 0.7% w/w, or about 0.5% w/w to about 0.6% w/w. In some embodiments, the excipients comprise, consist essentially of, or consist, lactose, microcrystalline cellulose, polyvinylpyrrolidone, croscarmellose sodium, sodium lauryl sulfate,

colloidal silicon dioxide and magnesium stearate. In another embodiment, the excipients comprise, consist essentially of, or consist, lactose, polyvinylpyrrolidone, sodium lauryl sulfate, crospovidone, colloidal silicon dioxide, and magnesium stearate.

[0012] In another embodiment is a high-load solid tablet formulation comprising at least 50% w/w of ibrutinib, about 50% w/w to about 90% w/w of ibrutinib, about 50% w/w to about 80% w/w of ibrutinib, about 60% w/w to about 80% w/w of ibrutinib, or about 60% w/w to about 75% w/w of ibrutinib, and intragranular and extragranular excipients; wherein the intragranular excipients comprise, consist essentially of, or consist lactose, microcrystalline cellulose, croscarmellose sodium, and hydroxypropyl cellulose; and the extragranular excipients comprise croscarmellose sodium, sodium lauryl sulfate, colloidal silicon dioxide, and magnesium stearate. In another embodiment is a high-load solid tablet formulation comprising at least 50% w/w of ibrutinib, about 50% w/w to about 90% w/w of ibrutinib, about 50% w/w to about 80% w/w of ibrutinib, about 60% w/w to about 80% w/w of ibrutinib, or about 60% w/w to about 75% w/w of ibrutinib, wherein the intragranular excipients comprise

lactose in an amount from about 5% w/w to about 20% w/w, about 8% w/w to about 15% w/w, or about 8% w/w to about 14% w/w;

microcrystalline cellulose in an amount from about 5% w/w to about 20% w/w, about 8% w/w to about 20% w/w, or about 8% w/w to about 15% w/w;

croscarmellose sodium in an amount from about 0 to about 10% w/w, about 2% w/w to about 5% w/w, or about 2% w/w to about 4% w/w; and

hydroxypropyl cellulose in an amount from about 0% w/w to about 2% w/w, about 0.1% w/w to about 1.1% w/w, or about 0.1% w/w to about 1% w/w; and

the extragranular excipients comprise

croscarmellose sodium in an amount from about 0% w/w to about 5% w/w, about 2% w/w to about 5% w/w, or about 2% w/w to about 5% w/w;

sodium lauryl sulfate in an amount from about 0% w/w to about 10% w/w, about 4% w/w to about 8% w/w, or about 5% w/w to about 6% w/w;

colloidal silicon dioxide in an amount from about 0.1% w/w to about 1.5% w/w, about 0.4% w/w to about 0.8% w/w, or about 0.5% w/w to about 0.6% w/w; and

magnesium stearate in an amount from about 0.1% w/w to about 1.5% w/w, about 0.4% w/w to about 0.8% w/w, or about 0.5% w/w to about 0.6% w/w.

[0013] In another embodiment is a high-load solid tablet formulation comprising at least 50% w/w of ibrutinib, about 50% w/w to about 90% w/w of ibrutinib, about 50% w/w to about 80% w/w of ibrutinib, about 60% w/w to about 80% w/w of ibrutinib, or about 60% w/w to about 75% w/w of ibrutinib, and intragranular and extragranular excipients; wherein the

intragranular excipients comprise lactose, microcrystalline cellulose, sodium lauryl sulfate, polyvinylpyrrolidone and croscarmellose sodium; and the extragranular excipients comprise croscarmellose sodium, sodium lauryl sulfate, colloidal silicon dioxide, and magnesium stearate. In another embodiment is a high-load solid tablet formulation comprising at least 50% w/w of ibrutinib, about 50% w/w to about 90% w/w of ibrutinib, about 50% w/w to about 80% w/w of ibrutinib, about 60% w/w to about 80% w/w of ibrutinib, or about 60% w/w to about 75% w/w of ibrutinib, wherein the intragranular excipients comprise

lactose in an amount from about 10% w/w to about 20% w/w, or about 12% w/w to about 15% w/w;

microcrystalline cellulose in an amount from about 1% w/w to about 10% w/w, about 2% w/w to about 5% w/w;

polyvinylpyrrolidone in an amount from about 0% w/w to about 5% w/w, about 1% w/w to about 3% w/w;

croscarmellose sodium in an amount from about 1% w/w to about 10% w/w, or about 3% w/w to about 7% w/w; and

sodium lauryl sulfate in an amount from about 0 to about 2% w/w, about 0.5% w/w to about 1.5% w/w; and

the extragranular excipients comprise

croscarmellose sodium in an amount from about 0 to about 5% w/w, about 1% w/w to about 3% w/w;

sodium lauryl sulfate in an amount from about 0 to about 10% w/w or about 0% w/w to about 4% w/w;

colloidal silicon dioxide in an amount from about 0.4% w/w to about 0.8% w/w, or about 0.5% w/w to about 0.6% w/w; and

magnesium stearate in an amount from about 0.4% w/w to about 0.8% w/w, or about 0.5% w/w to about 0.6% w/w.

[0014] In another embodiment is a high-load solid tablet formulation comprising

- a) about 69% w/w to about 71% w/w of ibrutinib,
- b) about 13% w/w to about 15% w/w of lactose,
- c) about 2% w/w to about 5% w/w of microcrystalline cellulose,
- d) about 1% w/w to about 3% w/w of polyvinylpyrrolidone,
- e) about 6% w/w to about 8% w/w of croscarmellose sodium,
- f) about 1% w/w to about 4% w/w of sodium lauryl sulfate,
- g) about 0.4% w/w to about 0.6% w/w of colloidal silicon dioxide, and
- h) about 0.4% w/w to about 0.6% w/w of magnesium stearate.

- [0015]** In another embodiment is a high-load solid tablet formulation comprising
- a) about 70% w/w of ibrutinib,
 - b) about 14% w/w of lactose monohydrate,
 - c) about 5% w/w of microcrystalline cellulose,
 - d) about 2% w/w of polyvinylpyrrolidone,
 - e) about 7% w/w of croscarmellose sodium,
 - f) about 1% w/w of sodium lauryl sulfate,
 - g) about 0.5% w/w of colloidal silicon dioxide, and
 - h) about 0.5% w/w of magnesium stearate.
- [0016]** In another embodiment is a high-load solid tablet formulation comprising
- a) about 70% w/w of ibrutinib,
 - b) about 14% w/w of lactose monohydrate,
 - c) about 2% w/w of microcrystalline cellulose,
 - d) about 2% w/w of polyvinylpyrrolidone,
 - e) about 7% w/w of croscarmellose sodium,
 - f) about 4% w/w of sodium lauryl sulfate,
 - g) about 0.5% w/w of colloidal silicon dioxide, and
 - h) about 0.5% w/w of magnesium stearate.
- [0017]** In another embodiment is a high-load solid tablet formulation comprising
- a) about 70% w/w of ibrutinib,
 - b) about 16% w/w of lactose,
 - c) about 2% w/w of polyvinylpyrrolidone,
 - d) about 1% w/w of sodium lauryl sulfate,
 - e) about 10% w/w of crospovidone,
 - f) about 0.5% w/w of colloidal silicon dioxide, and
 - g) about 0.5% w/w of magnesium stearate.
- [0018]** In another embodiment is a high-load solid tablet formulation comprising
- a) about 59% w/w to about 61% w/w of ibrutinib,
 - b) about 13% w/w to about 15% w/w of lactose,
 - c) about 13% w/w to about 15% w/w of microcrystalline cellulose,
 - d) about 4% w/w to about 6% w/w of croscarmellose sodium,
 - e) about 5% w/w to about 7% w/w of sodium lauryl sulfate,
 - f) about 0.4% w/w to about 0.6% w/w of colloidal silicon dioxide, and
 - g) about 0.4% w/w to about 0.6% w/w of magnesium stearate.
- [0019]** In some embodiments, the total weight of a tablet is about 934 mg.

[0020] In another embodiment is a high-load solid tablet formulation comprising

- a) about 59% w/w to about 61% w/w of ibrutinib,
- b) about 13% w/w to about 14% w/w of lactose,
- c) about 13% w/w to about 14% w/w of microcrystalline cellulose,
- d) about 2% w/w to about 3% w/w of croscarmellose sodium (intragranular),
- e) about 0.8% w/w to about 1.2% w/w of hydroxypropyl cellulose,
- f) about 2% w/w to about 3% w/w of croscarmellose sodium (extragranular),
- g) about 5.5 to about 6.5% w/w of sodium lauryl sulfate,
- h) about 0.4% w/w to about 0.6% w/w of colloidal silicon dioxide, and
- i) about 0.4% w/w to about 0.6% w/w of magnesium stearate.

[0021] In some embodiments, the total weight of a tablet is about 934 mg.

In another embodiment is a high-load solid tablet formulation comprising

- a) about 69% w/w to about 71% w/w of ibrutinib,
- b) about 8% w/w to about 9% w/w of lactose,
- c) about 8 to about 9% w/w of microcrystalline cellulose,
- d) about 2.5 to about 3.5% w/w of croscarmellose sodium (intragranular),
- e) about 2.5 to about 3.5% w/w of croscarmellose sodium (extragranular),
- g) about 5.5 to about 6.5% w/w of sodium lauryl sulfate,
- h) about 0.4% w/w to about 0.6% w/w of colloidal silicon dioxide, and
- i) about 0.4% w/w to about 0.6% w/w of magnesium stearate.

[0022] Lactose used herein may be anhydrous lactose and/or hydrous lactose, such as lactose monohydrate. In some embodiments, the lactose is anhydrous lactose. In some particular embodiments, the lactose is hydrous lactose. In more particular embodiments, the lactose is lactose monohydrate.

[0023] In some embodiments, the total weight of a tablet is about 800 mg.

[0024] In some embodiments of the high-load solid tablet formulations described herein, the ibrutinib is in an amount of about 35 mg to about 840 mg per tablet. In some embodiments of the high-load solid tablet formulations described herein, the ibrutinib is in an amount of about 140 mg to about 840 mg per tablet. In some embodiments of the high-load solid tablet formulations described herein, the ibrutinib is in an amount of about 140 mg, about 280 mg, about 420 mg, about 560 mg, or about 840 mg per tablet, or any range between any two of the values, end points inclusive. In some embodiments of the high-load solid tablet formulations described herein, the ibrutinib is in an amount of about 560 mg. In some embodiments of the high-load solid tablet formulations described herein, the ibrutinib is in micronized form. In some embodiments of the high-load solid tablet formulations described herein, the formulation

is used for once a day dosing. In some embodiments of the high-load solid tablet formulations described herein, the formulation is in an oral dosage form containing a therapeutically effective amount of ibrutinib.

[0025] In another embodiment is a method of treating a disease in a patient in need of such treatment, comprising administering to the patient a therapeutically effective amount of a pharmaceutical composition or formulation described herein.

[0026] In another embodiment is a method of treating an autoimmune disease in a patient in need of such treatment, comprising administering to the patient a therapeutically effective amount of a pharmaceutical composition or formulation described herein. In some embodiments, the autoimmune disease is rheumatoid arthritis or lupus.

[0027] In another embodiment is a method of treating a heteroimmune disease in a patient in need of such treatment, comprising administering to the patient a therapeutically effective amount of a pharmaceutical composition or formulation described herein.

[0028] In another embodiment is a method of treating cancer in a patient in need of such treatment, comprising administering to the patient a therapeutically effective amount of a pharmaceutical composition or formulation described herein. In some embodiments, the cancer is a B-cell proliferative disorder. In some embodiments, the cancer is a B-cell proliferative disorder and the B-cell proliferative disorder is diffuse large B cell lymphoma, follicular lymphoma or chronic lymphocytic leukemia. In some embodiments, the cancer is a B cell malignancy. In some embodiments, the cancer is a B cell malignancy and the B cell malignancy selected from chronic lymphocytic leukemia (CLL)/ small lymphocytic lymphoma (SLL), mantle cell lymphoma (MCL), diffuse large B Cell lymphoma (DLBCL), and multiple myeloma. In some embodiments, the cancer is a lymphoma, leukemia or a solid tumor. In some embodiments, the cancer is diffuse large B cell lymphoma, follicular lymphoma, chronic lymphocytic lymphoma, chronic lymphocytic leukemia, B-cell prolymphocytic leukemia, lymphoplasmacytic lymphoma/Waldenström macroglobulinemia, splenic marginal zone lymphoma, plasma cell myeloma, plasmacytoma, extranodal marginal zone B cell lymphoma, nodal marginal zone B cell lymphoma, mantle cell lymphoma, mediastinal (thymic) large B cell lymphoma, intravascular large B cell lymphoma, primary effusion lymphoma, burkitt lymphoma/leukemia, or lymphomatoid granulomatosis.

[0029] In another embodiment is a method of treating mastocytosis in a patient in need of such treatment, comprising administering to the patient a therapeutically effective amount of a pharmaceutical composition or formulation described herein.

[0030] In another embodiment is a method of treating osteoporosis or bone resorption disorders in a patient in need of such treatment, comprising administering to the patient a

therapeutically effective amount of a pharmaceutical composition or formulation described herein.

[0031] In another embodiment is a method of treating an inflammatory disease or condition in a patient in need of such treatment, comprising administering to the patient a therapeutically effective amount of a pharmaceutical composition or formulation described herein.

[0032] In another embodiment is a method of treating lupus in a patient in need of such treatment, comprising administering to the patient a therapeutically effective amount of a pharmaceutical composition or formulation described herein.

[0033] In some embodiments, the formulations and methods described herein can be used to treat carcinoma of the brain, kidney, liver, adrenal gland, bladder, breast, stomach, gastric tumors, ovaries, colon, rectum, prostate, pancreas, lung, vagina, cervix, testis, genitourinary tract, esophagus, larynx, skin, bone or thyroid, sarcoma, glioblastomas, neuroblastomas, multiple myeloma, gastrointestinal cancer, especially colon carcinoma or colorectal adenoma, a tumor of the neck and head, an epidermal hyperproliferation, psoriasis, prostate hyperplasia, a neoplasia, a neoplasia of epithelial character, adenoma, adenocarcinoma, keratoacanthoma, epidermoid carcinoma, large cell carcinoma, non-small-cell lung carcinoma, lymphomas, Hodgkins and Non-Hodgkins, a mammary carcinoma, follicular carcinoma, undifferentiated carcinoma, papillary carcinoma, seminoma, melanoma, or Smoldering of indolent multiple myeloma.

[0034] In some embodiments, the formulations and methods described herein can be used to treat a central nervous system (CNS) malignancy. In some embodiments, the CNS malignancy is a primary CNS lymphoma. In some embodiments the primary CNS lymphoma is a glioma. In some embodiments the glioma is astrocytomas, ependymomas, oligodendrogliomas. In some embodiments the CNS malignancy is astrocytic tumors such as juvenile pilocytic, subependymal, well differentiated or moderately differentiated anaplastic astrocytoma; anaplastic astrocytoma; glioblastoma multiforme; ependymal tumors such as myxopapillary and well-differentiated ependymoma, anaplastic ependymoma, ependymoblastoma; oligodendroglial tumors including well-differentiated oligodendroglioma and anaplastic oligodendroglioma; mixed tumors such as mixed astrocytoma-ependymoma, mixed astrocytoma-oligodendroglioma, mixed astrocytomaependymoma-oligodendroglioma; or medulloblastoma.

[0035] In some embodiments, the formulations and methods described herein can be used to treat hematological malignancies such as, but not limited to, a leukemia, a lymphoma, a myeloma, a non-Hodgkin's lymphoma, a Hodgkin's lymphoma, a T-cell malignancy, or a B-cell malignancy. In some embodiments, the hematological malignancy is a treatment naïve

hematological malignancy. In some embodiments the hematological malignancy is a relapsed or refractory hematological malignancy.

[0036] In some embodiments, the hematologic malignancy is a T-cell malignancy. In some embodiments, the T-cell malignancy is peripheral T-cell lymphoma not otherwise specified (PTCL-NOS), anaplastic large cell lymphoma, angioimmunoblastic lymphoma, cutaneous T-cell lymphoma, adult T-cell leukemia/lymphoma (ATLL), blastic NK-cell lymphoma, enteropathy-type T-cell lymphoma, hematosplenic gamma-delta T-cell lymphoma, lymphoblastic lymphoma, nasal NK/T-cell lymphomas, or treatment-related T-cell lymphomas. In some embodiments, the T-cell malignancy is a relapsed or refractory T-cell malignancy. In some embodiments, the T-cell malignancy is a treatment naïve T-cell malignancy.

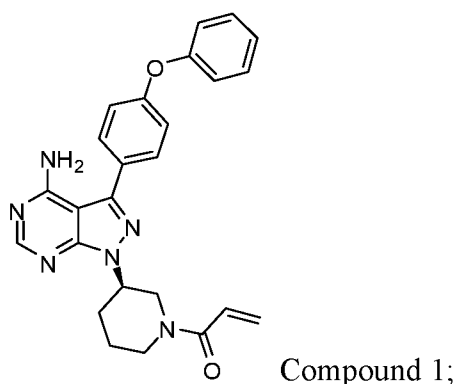
[0037] In some embodiments, the hematologic malignancy is a B-cell proliferative disorder. In some embodiments, the cancer is chronic lymphocytic leukemia (CLL), small lymphocytic lymphoma (SLL), high risk CLL, a non-CLL/SLL lymphoma, or prolymphocytic leukemia (PLL). In some embodiments, the cancer is follicular lymphoma (FL), diffuse large B-cell lymphoma (DLBCL), mantle cell lymphoma (MCL), Waldenström's macroglobulinemia, multiple myeloma, extranodal marginal zone B cell lymphoma, nodal marginal zone B cell lymphoma, Burkitt's lymphoma, non-Burkitt high grade B cell lymphoma, primary mediastinal B-cell lymphoma (PMBL), immunoblastic large cell lymphoma, precursor B-lymphoblastic lymphoma, B cell prolymphocytic leukemia, lymphoplasmacytic lymphoma, splenic marginal zone lymphoma, plasma cell myeloma, plasmacytoma, mediastinal (thymic) large B cell lymphoma, intravascular large B cell lymphoma, primary effusion lymphoma, or lymphomatoid granulomatosis. In some embodiments, DLBCL is further divided into subtypes: activated B-cell diffuse large B-cell lymphoma (ABC-DLBCL), germinal center diffuse large B-cell lymphoma (GCB DLBCL), and Double-Hit (DH) DLBCL. In some embodiments, ABC-DLBCL is characterized by a CD79B mutation. In some embodiments, ABC-DLBCL is characterized by a CD79A mutation. In some embodiments, the ABC-DLBCL is characterized by a mutation in MyD88, A20, or a combination thereof. In some embodiments, the cancer is acute or chronic myelogenous (or myeloid) leukemia, myelodysplastic syndrome, or acute lymphoblastic leukemia. In some embodiments, the B-cell proliferative disorder is a relapsed and refractory B-cell proliferative disorder. In some embodiments, the B-cell proliferative disorder is a treatment naïve B-cell proliferative disorder.

[0038] In some embodiments, the formulations and methods described herein can be used to treat fibrosis. In some embodiments, the fibrosis is not associated with graft versus host disease (GVHD). In some embodiments, the fibrosis is not associated with sclerodermatous GVHD, lung chronic GVHD, or liver chronic GVHD. In some embodiments, the fibrosis is of the liver,

lung, pancreas, kidney, bone marrow, heart, skin, intestine, or joints. In some embodiments, the fibrosis is of the liver. In some embodiments, the fibrosis is of the lung. In some embodiments, the fibrosis is of the pancreas. In some embodiments, the patient has cirrhosis, chronic pancreatitis, or cystic fibrosis.

[0039] In another aspect is a process for preparing a pharmaceutical composition or tablet formulation comprising ibrutinib as described herein, wherein the process comprises a wet granulation method.

[0040] In another aspect is a high-load solid tablet formulation comprising ibrutinib, wherein ibrutinib is a compound with the structure of Compound 1,



and the tablet comprises about 560 mg of ibrutinib.

[0041] In another embodiment is a high-load solid tablet formulation, wherein ibrutinib is in micronized form. In another embodiment, ibrutinib is in spray-dried form. In another embodiment, ibrutinib is not in spray-dried form. In another embodiment, the particle size is about or less than 30 micron. In one embodiment, ibrutinib is in micronized form and the particle size is about 1-30 micron. In another embodiment, the particle size is about or less than 10 micron. In another embodiment, the particle size is <1 micron. In another embodiment is a high-load solid tablet formulation, wherein the tablet is used for once a day oral dosing.

[0042] In another aspect, provided herein are methods for treating a patient by administering Compound 1. In some embodiments, provided herein is a method of inhibiting the activity of tyrosine kinase(s), such as Btk, or of treating a disease, disorder, or condition, which would benefit from inhibition of tyrosine kinase(s), such as Btk, in a mammal, which includes administering to the mammal a therapeutically effective amount of Compound 1, or pharmaceutically acceptable salt, pharmaceutically active metabolite, pharmaceutically acceptable prodrug, or pharmaceutically acceptable solvate.

[0043] In another aspect, provided herein is the use of Compound 1 for inhibiting Bruton's tyrosine kinase (Btk) activity or for the treatment of a disease, disorder, or condition, which would benefit from inhibition of Bruton's tyrosine kinase (Btk) activity.

[0044] In some embodiments, a pharmaceutical composition comprising crystalline Compound 1 is administered to a human. In some embodiments, a pharmaceutical composition comprising amorphous Compound 1 is administered to a human.

[0045] In some embodiments, a pharmaceutical composition comprising crystalline Compound 1 is orally administered. In some embodiments, a pharmaceutical composition comprising amorphous Compound 1 is orally administered.

[0046] In some embodiments, a pharmaceutical composition comprising crystalline Compound 1 is used for the formulation of a medicament for the inhibition of tyrosine kinase activity. In some other embodiments, a pharmaceutical composition comprising crystalline Compound 1 is used for the formulation of a medicament for the inhibition of Bruton's tyrosine kinase (Btk) activity. In some embodiments, a pharmaceutical composition comprising amorphous Compound 1 is used for the formulation of a medicament for the inhibition of tyrosine kinase activity. In some other embodiments, a pharmaceutical composition comprising amorphous Compound 1 is used for the formulation of a medicament for the inhibition of Bruton's tyrosine kinase (Btk) activity.

[0047] In some embodiments, in any of the embodiments disclosed herein (including compositions, methods, uses, formulations, combination therapy, etc.), Compound 1, or a pharmaceutically acceptable salt or solvate thereof, is optically pure (i.e. greater than 99% chiral purity by HPLC). In some embodiments, in any of the embodiments disclosed herein (including compositions, methods, uses, formulations, combination therapy, etc.), Compound 1, or a pharmaceutically acceptable salt or solvate thereof, is replaced with: a) Compound 1, or a pharmaceutically acceptable salt or solvate thereof, of lower chiral purity; b) 1-((S)-3-(4-amino-3-(4-phenoxyphenyl)-1H-pyrazolo[3,4-d]pyrimidin-1-yl)piperidin-1-yl)prop-2-en-1-one, or a pharmaceutically acceptable salt or solvate thereof of any optical purity; or c) racemic 1-(3-(4-amino-3-(4-phenoxyphenyl)-1H-pyrazolo[3,4-d]pyrimidin-1-yl)piperidin-1-yl)prop-2-en-1-one, or a pharmaceutically acceptable salt or solvate thereof.

[0048] In any of the embodiments disclosed herein (including compositions, methods, uses, formulations, combination therapy, etc.), amorphous Compound 1 is used. In any of the embodiments disclosed herein (including compositions, methods, uses, formulations, combination therapy, etc.), crystalline Compound 1 is used.

[0049] In some embodiments, in any of the embodiments disclosed herein (including compositions, methods, uses, formulations, combination therapy, etc.), Compound 1, or a pharmaceutically acceptable salt thereof, is replaced with an active metabolite of Compound 1. In some embodiments, the active metabolite is in a crystalline form. In some embodiments, the active metabolite is in an amorphous phase. In further embodiments the metabolite is isolated.

In some embodiments, in any of the embodiments disclosed herein (including compositions, methods, uses, formulations, combination therapy, etc.), Compound 1, or a pharmaceutically acceptable salt thereof, is replaced with a prodrug of Compound 1, or a deuterated analog of Compound 1, or a pharmaceutically acceptable salt thereof.

[0050] Other objects, features and advantages of the methods and compositions described herein will become apparent from the following detailed description. It should be understood, however, that the detailed description and the specific examples, while indicating specific embodiments, are given by way of illustration only, since various changes and modifications within the spirit and scope of the present disclosure will become apparent to those skilled in the art from this detailed description. The section headings used herein are for organizational purposes only and are not to be construed as limiting the subject matter described. All documents, or portions of documents, cited in the application including, but not limited to, patents, patent applications, articles, books, manuals, and treatises are hereby expressly incorporated by reference in their entirety for any purpose.

INCORPORATION BY REFERENCE

[0051] All publications and patent applications mentioned in this specification are herein incorporated by reference to the extent applicable and relevant.

BRIEF DESCRIPTION OF THE FIGURES

[0052] FIG. 1 shows mean plasma concentration-time profiles of ibrutinib following single oral dose administration of a capsule formulation versus three different wet tablet formulations to fasted beagle dogs (Dose = 140 mg).

[0053] FIG. 2 shows mean plasma concentration-time profiles of ibrutinib following single oral dose administration of a capsule formulation versus two different dry tablet formulations to fasted beagle dogs (Dose = 140 mg).

[0054] FIG. 3 is a photo of examples: (A) a capsule comprising 140 mg ibrutinib (Formulation A), and tablets of the invention (B-E) designed to comprise 560 mg, 420 mg, 280 mg, and 140 mg of ibrutinib, respectively.

DETAILED DESCRIPTION OF THE INVENTION

[0055] The diverse roles played by Btk signaling in various hematopoietic cell functions, e.g., B-cell receptor activation, suggests that small molecule Btk inhibitors, such as Compound 1, are useful for reducing the risk of or treating a variety of diseases affected by or affecting many cell types of the hematopoietic lineage including, e.g., autoimmune diseases, heteroimmune conditions or diseases, inflammatory diseases, cancer (e.g., B-cell proliferative disorders), and thromboembolic disorders. Further, irreversible Btk inhibitor compounds, such

as Compound 1, can be used to inhibit a small subset of other tyrosine kinases that share homology with Btk by having a cysteine residue (including a Cys 481 residue) that can form a covalent bond with the irreversible inhibitor.

[0056] In some embodiments, the compositions or tablet formulations comprising Compound 1 can be used in the treatment of an autoimmune disease in a mammal, which includes, but is not limited to, rheumatoid arthritis, psoriatic arthritis, osteoarthritis, Still's disease, juvenile arthritis, lupus, diabetes, myasthenia gravis, Hashimoto's thyroiditis, Ord's thyroiditis, Graves' disease Sjögren's syndrome, multiple sclerosis, Guillain-Barré syndrome, acute disseminated encephalomyelitis, Addison's disease, opsoclonus-myoclonus syndrome, ankylosing spondylitis, antiphospholipid antibody syndrome, aplastic anemia, autoimmune hepatitis, coeliac disease, Goodpasture's syndrome, idiopathic thrombocytopenic purpura, optic neuritis, scleroderma, primary biliary cirrhosis, Reiter's syndrome, Takayasu's arteritis, temporal arteritis, warm autoimmune hemolytic anemia, Wegener's granulomatosis, psoriasis, alopecia universalis, Behçet's disease, chronic fatigue, dysautonomia, endometriosis, interstitial cystitis, neuromyotonia, scleroderma, and vulvodynia.

[0057] In some embodiments, the compositions or tablet formulations comprising Compound 1 can be used in the treatment of a heteroimmune disease or condition in a mammal, which include, but are not limited to graft versus host disease, transplantation, transfusion, anaphylaxis, allergies (e.g., allergies to plant pollens, latex, drugs, foods, insect poisons, animal hair, animal dander, dust mites, or cockroach calyx), type I hypersensitivity, allergic conjunctivitis, allergic rhinitis, and atopic dermatitis.

[0058] In some embodiments, the compositions or tablet formulations comprising Compound 1 can be used in the treatment of an inflammatory disease in a mammal, which includes, but is not limited to asthma, inflammatory bowel disease, appendicitis, blepharitis, bronchiolitis, bronchitis, bursitis, cervicitis, cholangitis, cholecystitis, colitis, conjunctivitis, cystitis, dacryoadenitis, dermatitis, dermatomyositis, encephalitis, endocarditis, endometritis, enteritis, enterocolitis, epicondylitis, epididymitis, fasciitis, fibrositis, gastritis, gastroenteritis, hepatitis, hidradenitis suppurativa, laryngitis, mastitis, meningitis, myelitis myocarditis, myositis, nephritis, oophoritis, orchitis, osteitis, otitis, pancreatitis, parotitis, pericarditis, peritonitis, pharyngitis, pleuritis, phlebitis, pneumonitis, pneumonia, proctitis, prostatitis, pyelonephritis, rhinitis, salpingitis, sinusitis, stomatitis, synovitis, tendonitis, tonsillitis, uveitis, vaginitis, vasculitis, and vulvitis. In some embodiments, the inflammatory disease is asthma, appendicitis, blepharitis, bronchiolitis, bronchitis, bursitis, cervicitis, cholangitis, cholecystitis, colitis, conjunctivitis, cystitis, dacryoadenitis, dermatitis, dermatomyositis, encephalitis, endocarditis, endometritis, enteritis, enterocolitis, epicondylitis, epididymitis, fasciitis, fibrositis,

gastritis, gastroenteritis, hepatitis, hidradenitis suppurativa, laryngitis, mastitis, meningitis, myelitis myocarditis, myositis, nephritis, oophoritis, orchitis, osteitis, otitis, pancreatitis, parotitis, pericarditis, peritonitis, pharyngitis, pleuritis, phlebitis, pneumonitis, pneumonia, proctitis, prostatitis, pyelonephritis, rhinitis, salpingitis, sinusitis, stomatitis, synovitis, tendonitis, tonsillitis, uveitis, vaginitis, vasculitis, or vulvitis. In some embodiments, the autoimmune disease is inflammatory bowel disease, arthritis, lupus, rheumatoid arthritis, psoriatic arthritis, osteoarthritis, Still's disease, juvenile arthritis, diabetes, myasthenia gravis, Hashimoto's thyroiditis, Ord's thyroiditis, Graves' disease Sjögren's syndrome, multiple sclerosis, Guillain-Barré syndrome, acute disseminated encephalomyelitis, Addison's disease, opsoclonus-myoclonus syndrome, ankylosing spondylitis, antiphospholipid antibody syndrome, aplastic anemia, autoimmune hepatitis, coeliac disease, Goodpasture's syndrome, idiopathic thrombocytopenic purpura, optic neuritis, scleroderma, primary biliary cirrhosis, Reiter's syndrome, Takayasu's arteritis, temporal arteritis, warm autoimmune hemolytic anemia, Wegener's granulomatosis, psoriasis, alopecia universalis, Behçet's disease, chronic fatigue, dysautonomia, endometriosis, interstitial cystitis, neuromyotonia, scleroderma, or vulvodynia.

[0059] In yet other embodiments, the methods described herein can be used to treat a cancer, e.g., B-cell proliferative disorders, which include, but are not limited to diffuse large B cell lymphoma, follicular lymphoma, chronic lymphocytic lymphoma, chronic lymphocytic leukemia, B-cell prolymphocytic leukemia, lymphoplasmacytic lymphoma/Waldenström macroglobulinemia, splenic marginal zone lymphoma, plasma cell myeloma, plasmacytoma, extranodal marginal zone B cell lymphoma, nodal marginal zone B cell lymphoma, mantle cell lymphoma, mediastinal (thymic) large B cell lymphoma, intravascular large B cell lymphoma, primary effusion lymphoma, burkitt lymphoma/leukemia, and lymphomatoid granulomatosis.

[0060] In further embodiments, the methods described herein can be used to treat thromboembolic disorders, which include, but are not limited to myocardial infarct, angina pectoris (including unstable angina), reocclusions or restenoses after angioplasty or aortocoronary bypass, stroke, transitory ischemia, peripheral arterial occlusive disorders, pulmonary embolisms, and deep venous thromboses.

Hematological Malignancies

[0061] Disclosed herein, in certain embodiments, is a method for treating a hematological malignancy in an individual in need thereof, comprising: administering to the individual a composition or tablet formulation described herein comprising an amount of Compound 1.

[0062] In some embodiments, the hematological malignancy is a non-Hodgkin's lymphoma (NHL). In some embodiments, the hematological malignancy is a chronic lymphocytic leukemia (CLL), small lymphocytic lymphoma (SLL), high risk CLL, or a non-CLL/SLL lymphoma. In

some embodiments, the hematological malignancy is follicular lymphoma (FL), diffuse large B-cell lymphoma (DLBCL), mantle cell lymphoma (MCL), Waldenstrom's macroglobulinemia, multiple myeloma (MM), marginal zone lymphoma, Burkitt's lymphoma, non-Burkitt high grade B cell lymphoma, or extranodal marginal zone B cell lymphoma. In some embodiments, the hematological malignancy is acute or chronic myelogenous (or myeloid) leukemia, myelodysplastic syndrome, acute lymphoblastic leukemia, or precursor B-cell acute lymphoblastic leukemia. In some embodiments, the hematological malignancy is chronic lymphocytic leukemia (CLL). In some embodiments, the hematological malignancy is mantle cell lymphoma (MCL). In some embodiments, the hematological malignancy is diffuse large B-cell lymphoma (DLBCL). In some embodiments, the hematological malignancy is diffuse large B-cell lymphoma (DLBCL), ABC subtype. In some embodiments, the hematological malignancy is diffuse large B-cell lymphoma (DLBCL), GCB subtype. In some embodiments, the hematological malignancy is Waldenstrom's macroglobulinemia (WM). In some embodiments, the hematological malignancy is multiple myeloma (MM). In some embodiments, the hematological malignancy is Burkitt's lymphoma. In some embodiments, the hematological malignancy is follicular lymphoma (FL). In some embodiments, the hematological malignancy is transformed follicular lymphoma. In some embodiments, the hematological malignancy is marginal zone lymphoma.

[0063] In some embodiments, the hematological malignancy is relapsed or refractory non-Hodgkin's lymphoma (NHL). In some embodiments, the hematological malignancy is relapsed or refractory diffuse large B-cell lymphoma (DLBCL), relapsed or refractory mantle cell lymphoma (MCL), relapsed or refractory follicular lymphoma (FL), relapsed or refractory CLL, relapsed or refractory SLL, relapsed or refractory multiple myeloma, relapsed or refractory Waldenstrom's macroglobulinemia, relapsed or refractory multiple myeloma (MM), relapsed or refractory marginal zone lymphoma, relapsed or refractory Burkitt's lymphoma, relapsed or refractory non-Burkitt high grade B cell lymphoma, relapsed or refractory extranodal marginal zone B cell lymphoma. In some embodiments, the hematological malignancy is a relapsed or refractory acute or chronic myelogenous (or myeloid) leukemia, relapsed or refractory myelodysplastic syndrome, relapsed or refractory acute lymphoblastic leukemia, or relapsed or refractory precursor B-cell acute lymphoblastic leukemia. In some embodiments, the hematological malignancy is relapsed or refractory chronic lymphocytic leukemia (CLL). In some embodiments, the hematological malignancy is relapsed or refractory mantle cell lymphoma (MCL). In some embodiments, the hematological malignancy is relapsed or refractory diffuse large B-cell lymphoma (DLBCL). In some embodiments, the hematological malignancy is relapsed or refractory diffuse large B-cell lymphoma (DLBCL), ABC subtype. In

some embodiments, the hematological malignancy is relapsed or refractory diffuse large B-cell lymphoma (DLBCL), GCB subtype. In some embodiments, the hematological malignancy is relapsed or refractory Waldenstrom's macroglobulinemia (WM). In some embodiments, the hematological malignancy is relapsed or refractory multiple myeloma (MM). In some embodiments, the hematological malignancy is relapsed or refractory Burkitt's lymphoma. In some embodiments, the hematological malignancy is relapsed or refractory follicular lymphoma (FL).

[0064] In some embodiments, the hematological malignancy is a hematological malignancy that is classified as high-risk. In some embodiments, the hematological malignancy is high risk CLL or high risk SLL.

[0065] B-cell lymphoproliferative disorders (BCLDs) are neoplasms of the blood and encompass, inter alia, non-Hodgkin lymphoma, multiple myeloma, and leukemia. BCLDs can originate either in the lymphatic tissues (as in the case of lymphoma) or in the bone marrow (as in the case of leukemia and myeloma), and they all are involved with the uncontrolled growth of lymphocytes or white blood cells. There are many subtypes of BCLD, e.g., chronic lymphocytic leukemia (CLL) and non-Hodgkin lymphoma (NHL). The disease course and treatment of BCLD is dependent on the BCLD subtype; however, even within each subtype the clinical presentation, morphologic appearance, and response to therapy is heterogeneous.

[0066] Malignant lymphomas are neoplastic transformations of cells that reside predominantly within lymphoid tissues. Two groups of malignant lymphomas are Hodgkin's lymphoma and non-Hodgkin's lymphoma (NHL). Both types of lymphomas infiltrate reticuloendothelial tissues. However, they differ in the neoplastic cell of origin, site of disease, presence of systemic symptoms, and response to treatment (Freedman et al., "Non-Hodgkin's Lymphomas" Chapter 134, Cancer Medicine, (an approved publication of the American Cancer Society, B.C. Decker Inc., Hamilton, Ontario, 2003).

[0067] Non-Hodgkin's Lymphomas

[0068] Disclosed herein, in certain embodiments, is a method for treating a non-Hodgkin's lymphoma in an individual in need thereof, comprising: administering to the individual a composition or tablet formulation described herein comprising an amount of Compound 1.

[0069] Further disclosed herein, in certain embodiments, is a method for treating relapsed or refractory non-Hodgkin's lymphoma in an individual in need thereof, comprising: administering to the individual a therapeutically-effective amount of Compound 1. In some embodiments, the non-Hodgkin's lymphoma is relapsed or refractory diffuse large B-cell lymphoma (DLBCL), relapsed or refractory mantle cell lymphoma, relapsed or refractory follicular lymphoma, or relapsed or refractory CLL.

[0070] Non-Hodgkin lymphomas (NHL) are a diverse group of malignancies that are predominately of B-cell origin. NHL may develop in any organs associated with lymphatic system such as spleen, lymph nodes or tonsils and can occur at any age. NHL is often marked by enlarged lymph nodes, fever, and weight loss. NHL is classified as either B-cell or T-cell NHL. Lymphomas related to lymphoproliferative disorders following bone marrow or stem cell transplantation are usually B-cell NHL. In the Working Formulation classification scheme, NHL has been divided into low-, intermediate-, and high-grade categories by virtue of their natural histories (see "The Non-Hodgkin's Lymphoma Pathologic Classification Project," Cancer 49(1982):2112-2135). The low-grade lymphomas are indolent, with a median survival of 5 to 10 years (Horning and Rosenberg (1984) N. Engl. J. Med. 311:1471-1475). Although chemotherapy can induce remissions in the majority of indolent lymphomas, cures are rare and most patients eventually relapse, requiring further therapy. The intermediate- and high-grade lymphomas are more aggressive tumors, but they have a greater chance for cure with chemotherapy. However, a significant proportion of these patients will relapse and require further treatment.

[0071] A non-limiting list of the B-cell NHL includes Burkitt's lymphoma (e.g., Endemic Burkitt's Lymphoma and Sporadic Burkitt's Lymphoma), Cutaneous B-Cell Lymphoma, Cutaneous Marginal Zone Lymphoma (MZL), Diffuse Large Cell Lymphoma (DLBCL), Diffuse Mixed Small and Large Cell Lymphoma, Diffuse Small Cleaved Cell, Diffuse Small Lymphocytic Lymphoma, Extranodal Marginal Zone B-cell lymphoma, follicular lymphoma, Follicular Small Cleaved Cell (Grade 1), Follicular Mixed Small Cleaved and Large Cell (Grade 2), Follicular Large Cell (Grade 3), Intravascular Large B-Cell Lymphoma, Intravascular Lymphomatosis, Large Cell Immunoblastic Lymphoma, Large Cell Lymphoma (LCL), Lymphoblastic Lymphoma, MALT Lymphoma, Mantle Cell Lymphoma (MCL), immunoblastic large cell lymphoma, precursor B-lymphoblastic lymphoma, mantle cell lymphoma, chronic lymphocytic leukemia (CLL)/small lymphocytic lymphoma (SLL), extranodal marginal zone B-cell lymphoma-mucosa-associated lymphoid tissue (MALT) lymphoma, Mediastinal Large B-Cell Lymphoma, nodal marginal zone B-cell lymphoma, splenic marginal zone B-cell lymphoma, primary mediastinal B-cell lymphoma, lymphoplasmocytic lymphoma, hairy cell leukemia, Waldenstrom's Macroglobulinemia, and primary central nervous system (CNS) lymphoma. Additional non-Hodgkin's lymphomas are contemplated within the scope of the present invention and apparent to those of ordinary skill in the art.

[0072] DLBCL

[0073] Disclosed herein, in certain embodiments, is a method for treating a DLBCL in an individual in need thereof, comprising: administering to the individual a composition or tablet

formulation described herein comprising an amount of Compound 1. Further disclosed herein, in certain embodiments, is a method for treating relapsed or refractory DLCL in an individual in need thereof, comprising: administering to the individual a composition or tablet formulation described herein comprising a therapeutically-effective amount of Compound 1.

[0074] As used herein, the term “Diffuse large B-cell lymphoma (DLBCL)” refers to a neoplasm of the germinal center B lymphocytes with a diffuse growth pattern and a high-intermediate proliferation index. DLBCLs represent approximately 30% of all lymphomas and may present with several morphological variants including the centroblastic, immunoblastic, T-cell/histiocyte rich, anaplastic and plasmoblastic subtypes. Genetic tests have shown that there are different subtypes of DLBCL. These subtypes seem to have different outlooks (prognoses) and responses to treatment. DLBCL can affect any age group but occurs mostly in older people (the average age is mid-60s).

[0075] Disclosed herein, in certain embodiments, is a method for treating diffuse large B-cell lymphoma, activated B cell-like subtype (ABC-DLBCL), in an individual in need thereof, comprising: administering to the individual an irreversible Btk inhibitor in an amount from 300 mg/day up to, and including, 1000 mg/day. The ABC subtype of diffuse large B-cell lymphoma (ABC-DLBCL) is thought to arise from post germinal center B cells that are arrested during plasmatic differentiation. The ABC subtype of DLBCL (ABC-DLBCL) accounts for approximately 30% total DLBCL diagnoses. It is considered the least curable of the DLBCL molecular subtypes and, as such, patients diagnosed with the ABC-DLBCL typically display significantly reduced survival rates compared with individuals with other types of DLCL. ABC-DLBCL is most commonly associated with chromosomal translocations deregulating the germinal center master regulator BCL6 and with mutations inactivating the PRDM1 gene, which encodes a transcriptional repressor required for plasma cell differentiation.

[0076] A particularly relevant signaling pathway in the pathogenesis of ABC-DLBCL is the one mediated by the nuclear factor (NF)- κ B transcription complex. The NF- κ B family comprises 5 members (p50, p52, p65, c-rel and RelB) that form homo- and heterodimers and function as transcriptional factors to mediate a variety of proliferation, apoptosis, inflammatory and immune responses and are critical for normal B-cell development and survival. NF- κ B is widely used by eukaryotic cells as a regulator of genes that control cell proliferation and cell survival. As such, many different types of human tumors have misregulated NF- κ B: that is, NF- κ B is constitutively active. Active NF- κ B turns on the expression of genes that keep the cell proliferating and protect the cell from conditions that would otherwise cause it to die via apoptosis.

[0077] The dependence of ABC DLBCLs on NF- κ B depends on a signaling pathway upstream of I κ B kinase comprised of CARD11, BCL10 and MALT1 (the CBM complex).

Interference with the CBM pathway extinguishes NF- κ B signaling in ABC DLBCL cells and induces apoptosis. The molecular basis for constitutive activity of the NF- κ B pathway is a subject of current investigation but some somatic alterations to the genome of ABC DLBCLs clearly invoke this pathway. For example, somatic mutations of the coiled-coil domain of CARD11 in DLBCL render this signaling scaffold protein able to spontaneously nucleate protein-protein interaction with MALT1 and BCL10, causing IKK activity and NF- κ B activation. Constitutive activity of the B cell receptor signaling pathway has been implicated in the activation of NF- κ B in ABC DLBCLs with wild type CARD11, and this is associated with mutations within the cytoplasmic tails of the B cell receptor subunits CD79A and CD79B. Oncogenic activating mutations in the signaling adapter MYD88 activate NF- κ B and synergize with B cell receptor signaling in sustaining the survival of ABC DLBCL cells. In addition, inactivating mutations in a negative regulator of the NF- κ B pathway, A20, occur almost exclusively in ABC DLBCL.

[0078] Indeed, genetic alterations affecting multiple components of the NF- κ B signaling pathway have been recently identified in more than 50% of ABC-DLBCL patients, where these lesions promote constitutive NF- κ B activation, thereby contributing to lymphoma growth. These include mutations of CARD11 (~10% of the cases), a lymphocyte-specific cytoplasmic scaffolding protein that—together with MALT1 and BCL10—forms the BCR signalosome, which relays signals from antigen receptors to the downstream mediators of NF- κ B activation. An even larger fraction of cases (~30%) carry biallelic genetic lesions inactivating the negative NF- κ B regulator A20. Further, high levels of expression of NF- κ B target genes have been observed in ABC-DLBCL tumor samples. *See, e.g.,* U. Klein et al., (2008), *Nature Reviews Immunology* 8:22-23; R.E. Davis et al., (2001), *Journal of Experimental Medicine* 194:1861-1874; G. Lentz et al., (2008), *Science* 319:1676-1679; M. Compagno et al., (2009), *Nature* 459:712-721; and L. Srinivasan et al., (2009), *Cell* 139:573-586).

[0079] DLBCL cells of the ABC subtype, such as OCI-Ly10, have chronic active BCR signaling and are very sensitive to the Btk inhibitor described herein. The irreversible Btk inhibitor described herein potently and irreversibly inhibits the growth of OCI-Ly10 (EC₅₀ continuous exposure = 10 nM, EC₅₀ 1 hour pulse = 50 nM). In addition, induction of apoptosis, as shown by caspase activation, Annexin-V flow cytometry and increase in sub-G0 fraction is observed in OCI-Ly10. Both sensitive and resistant cells express Btk at similar levels, and the active site of Btk is fully occupied by the inhibitor in both as shown using a fluorescently labeled affinity probe. OCI-Ly10 cells are shown to have chronically active BCR signaling to NF- κ B which is dose dependently inhibited by the Btk inhibitors described herein. The activity of Btk inhibitors in the cell lines studied herein are also characterized by comparing signal

transduction profiles (Btk, PLC γ , ERK, NF-kB, AKT), cytokine secretion profiles and mRNA expression profiles, both with and without BCR stimulation, and observed significant differences in these profiles that lead to clinical biomarkers that identify the most sensitive patient populations to Btk inhibitor treatment. *See* U.S. Patent No. 7,711,492 and Staudt *et al.*, Nature, Vol. 463, Jan. 7, 2010, pp. 88-92, the contents of which are incorporated by reference in their entirety.

[0080] Follicular Lymphoma

[0081] Disclosed herein, in certain embodiments, is a method for treating a follicular lymphoma in an individual in need thereof, comprising: administering to the individual a composition or tablet formulation described herein comprising an amount of Compound 1. Further disclosed herein, in certain embodiments, is a method for treating relapsed or refractory follicular lymphoma in an individual in need thereof, comprising: administering to the individual a composition or tablet formulation described herein comprising a therapeutically-effective amount of Compound 1.

[0082] As used herein, the term “follicular lymphoma” refers to any of several types of non-Hodgkin's lymphoma in which the lymphomatous cells are clustered into nodules or follicles. The term follicular is used because the cells tend to grow in a circular, or nodular, pattern in lymph nodes. The average age for people with this lymphoma is about 60.

[0083] CLL/SLL

[0084] Disclosed herein, in certain embodiments, is a method for treating a CLL or SLL in an individual in need thereof, comprising: administering to the individual a composition or tablet formulation described herein comprising an amount of Compound 1. Further disclosed herein, in certain embodiments, is a method for treating relapsed or refractory CLL or SLL in an individual in need thereof, comprising: administering to the individual a composition or tablet formulation described herein comprising a therapeutically-effective amount of Compound 1.

[0085] Chronic lymphocytic leukemia and small lymphocytic lymphoma (CLL/SLL) are commonly thought as the same disease with slightly different manifestations. Where the cancerous cells gather determines whether it is called CLL or SLL. When the cancer cells are primarily found in the lymph nodes, lima bean shaped structures of the lymphatic system (a system primarily of tiny vessels found in the body), it is called SLL. SLL accounts for about 5% to 10% of all lymphomas. When most of the cancer cells are in the bloodstream and the bone marrow, it is called CLL.

[0086] Both CLL and SLL are slow-growing diseases, although CLL, which is much more common, tends to grow slower. CLL and SLL are treated the same way. They are usually not considered curable with standard treatments, but depending on the stage and growth rate of the

disease, most patients live longer than 10 years. Occasionally over time, these slow-growing lymphomas may transform into a more aggressive type of lymphoma.

[0087] Chronic lymphoid leukemia (CLL) is the most common type of leukemia. It is estimated that 100,760 people in the United States are living with or are in remission from CLL. Most (>75%) people newly diagnosed with CLL are over the age of 50. Currently CLL treatment focuses on controlling the disease and its symptoms rather than on an outright cure. CLL is treated by chemotherapy, radiation therapy, biological therapy, or bone marrow transplantation. Symptoms are sometimes treated surgically (splenectomy removal of enlarged spleen) or by radiation therapy ("de-bulking" swollen lymph nodes). Though CLL progresses slowly in most cases, it is considered generally incurable. Certain CLLs are classified as high-risk. As used herein, "high risk CLL" means CLL characterized by at least one of the following 1) 17p13-; 2) 11q22-; 3) unmutated IgVH together with ZAP-70+ and/or CD38+; or 4) trisomy 12.

[0088] CLL treatment is typically administered when the patient's clinical symptoms or blood counts indicate that the disease has progressed to a point where it may affect the patient's quality of life.

[0089] Small lymphocytic leukemia (SLL) is very similar to CLL described supra, and is also a cancer of B-cells. In SLL the abnormal lymphocytes mainly affect the lymph nodes. However, in CLL the abnormal cells mainly affect the blood and the bone marrow. The spleen may be affected in both conditions. SLL accounts for about 1 in 25 of all cases of non-Hodgkin lymphoma. It can occur at any time from young adulthood to old age, but is rare under the age of 50. SLL is considered an indolent lymphoma. This means that the disease progresses very slowly, and patients tend to live many years after diagnosis. However, most patients are diagnosed with advanced disease, and although SLL responds well to a variety of chemotherapy drugs, it is generally considered to be incurable. Although some cancers tend to occur more often in one gender or the other, cases and deaths due to SLL are evenly split between men and women. The average age at the time of diagnosis is 60 years.

[0090] Although SLL is indolent, it is persistently progressive. The usual pattern of this disease is one of high response rates to radiation therapy and/or chemotherapy, with a period of disease remission. This is followed months or years later by an inevitable relapse. Re-treatment leads to a response again, but again the disease will relapse. This means that although the short-term prognosis of SLL is quite good, over time, many patients develop fatal complications of recurrent disease. Considering the age of the individuals typically diagnosed with CLL and SLL, there is a need in the art for a simple and effective treatment of the disease with minimum side-

effects that do not impede on the patient's quality of life. The instant invention fulfills this long standing need in the art.

[0091] Mantle Cell Lymphoma

[0092] Disclosed herein, in certain embodiments, is a method for treating a Mantle cell lymphoma in an individual in need thereof, comprising: administering to the individual a composition or tablet formulation described herein comprising an amount of Compound 1. Further disclosed herein, in certain embodiments, is a method for treating relapsed or refractory Mantle cell lymphoma in an individual in need thereof, comprising: administering to the individual a composition or tablet formulation described herein comprising a therapeutically-effective amount of Compound 1.

[0093] As used herein, the term, "Mantle cell lymphoma" refers to a subtype of B-cell lymphoma, due to CD5 positive antigen-naïve pregerminal center B-cell within the mantle zone that surrounds normal germinal center follicles. MCL cells generally over-express cyclin D1 due to a t(11;14) chromosomal translocation in the DNA. More specifically, the translocation is at t(11;14)(q13;q32). Only about 5% of lymphomas are of this type. The cells are small to medium in size. Men are affected most often. The average age of patients is in the early 60s. The lymphoma is usually widespread when it is diagnosed, involving lymph nodes, bone marrow, and, very often, the spleen. Mantle cell lymphoma is not a very fast growing lymphoma, but is difficult to treat.

[0094] Marginal Zone B-cell Lymphoma

[0095] Disclosed herein, in certain embodiments, is a method for treating a marginal zone B-cell lymphoma in an individual in need thereof, comprising: administering to the individual a composition or tablet formulation described herein comprising an amount of Compound 1. Further disclosed herein, in certain embodiments, is a method for treating relapsed or refractory marginal zone B-cell lymphoma in an individual in need thereof, comprising: administering to the individual a composition or tablet formulation described herein comprising a therapeutically-effective amount of Compound 1.

[0096] As used herein, the term "marginal zone B-cell lymphoma" refers to a group of related B-cell neoplasms that involve the lymphoid tissues in the marginal zone, the patchy area outside the follicular mantle zone. Marginal zone lymphomas account for about 5% to 10% of lymphomas. The cells in these lymphomas look small under the microscope. There are 3 main types of marginal zone lymphomas including extranodal marginal zone B-cell lymphomas, nodal marginal zone B-cell lymphoma, and splenic marginal zone lymphoma.

[0097] MALT

[0098] Disclosed herein, in certain embodiments, is a method for treating a MALT in an individual in need thereof, comprising: administering to the individual an amount of Compound 1. Further disclosed herein, in certain embodiments, is a method for treating relapsed or refractory MALT in an individual in need thereof, comprising: administering to the individual a composition or tablet formulation described herein comprising a therapeutically-effective amount of Compound 1.

[0099] The term “mucosa-associated lymphoid tissue (MALT) lymphoma”, as used herein, refers to extranodal manifestations of marginal-zone lymphomas. Most MALT lymphoma are a low grade, although a minority either manifest initially as intermediate-grade non-Hodgkin lymphoma (NHL) or evolve from the low-grade form. Most of the MALT lymphoma occur in the stomach, and roughly 70% of gastric MALT lymphoma are associated with *Helicobacter pylori* infection. Several cytogenetic abnormalities have been identified, the most common being trisomy 3 or t(11;18). Many of these other MALT lymphoma have also been linked to infections with bacteria or viruses. The average age of patients with MALT lymphoma is about 60.

[00100] Nodal Marginal Zone B-Cell Lymphoma

[00101] Disclosed herein, in certain embodiments, is a method for treating a nodal marginal zone B-cell lymphoma in an individual in need thereof, comprising: administering to the individual a composition or tablet formulation described herein comprising an amount of Compound 1. Further disclosed herein, in certain embodiments, is a method for treating relapsed or refractory nodal marginal zone B-cell lymphoma in an individual in need thereof, comprising: administering to the individual a composition or tablet formulation described herein comprising a therapeutically-effective amount of Compound 1.

[00102] The term “nodal marginal zone B-cell lymphoma” refers to an indolent B-cell lymphoma that is found mostly in the lymph nodes. The disease is rare and only accounts for 1% of all Non-Hodgkin’s Lymphomas (NHL). It is most commonly diagnosed in older patients, with women more susceptible than men. The disease is classified as a marginal zone lymphoma because the mutation occurs in the marginal zone of the B-cells. Due to its confinement in the lymph nodes, this disease is also classified as nodal.

[00103] Splenic Marginal Zone B-Cell Lymphoma

[00104] Disclosed herein, in certain embodiments, is a method for treating a splenic marginal zone B-cell lymphoma in an individual in need thereof, comprising: administering to the individual a composition or tablet formulation described herein comprising an amount of Compound 1. Further disclosed herein, in certain embodiments, is a method for treating relapsed or refractory splenic marginal zone B-cell lymphoma in an individual in need thereof,

comprising: administering to the individual a composition or tablet formulation described herein comprising a therapeutically-effective amount of Compound 1.

[00105] The term “splenic marginal zone B-cell lymphoma” refers to specific low-grade small B-cell lymphoma that is incorporated in the World Health Organization classification. Characteristic features are splenomegaly, moderate lymphocytosis with villous morphology, intrasinusoidal pattern of involvement of various organs, especially bone marrow, and relative indolent course. Tumor progression with increase of blastic forms and aggressive behavior are observed in a minority of patients. Molecular and cytogenetic studies have shown heterogeneous results probably because of the lack of standardized diagnostic criteria.

[00106] Burkitt Lymphoma

[00107] Disclosed herein, in certain embodiments, is a method for treating a Burkitt lymphoma in an individual in need thereof, comprising: administering to the individual a composition or tablet formulation described herein comprising an amount of Compound 1. Further disclosed herein, in certain embodiments, is a method for treating relapsed or refractory Burkitt lymphoma in an individual in need thereof, comprising: administering to the individual a composition or tablet formulation described herein comprising a therapeutically-effective amount of Compound 1.

[00108] The term “Burkitt lymphoma” refers to a type of Non-Hodgkin Lymphoma (NHL) that commonly affects children. It is a highly aggressive type of B-cell lymphoma that often starts and involves body parts other than lymph nodes. In spite of its fast-growing nature, Burkitt’s lymphoma is often curable with modern intensive therapies. There are two broad types of Burkitt’s lymphoma – the sporadic and the endemic varieties:

[00109] Endemic Burkitt’s lymphoma: The disease involves children much more than adults, and is related to Epstein Barr Virus (EBV) infection in 95% cases. It occurs primarily in equatorial Africa, where about half of all childhood cancers are Burkitt’s lymphoma. It characteristically has a high chance of involving the jawbone, a rather distinctive feature that is rare in sporadic Burkitt’s. It also commonly involves the abdomen.

[00110] Sporadic Burkitt’s lymphoma: The type of Burkitt’s lymphoma that affects the rest of the world, including Europe and the Americas is the sporadic type. Here too, it’s mainly a disease in children. The link between Epstein Barr Virus (EBV) is not as strong as with the endemic variety, though direct evidence of EBV infection is present in one out of five patients. More than the involvement of lymph nodes, it is the abdomen that is notably affected in more than 90% of the children. Bone marrow involvement is more common than in the sporadic variety.

[00111] Waldenstrom Macroglobulinemia

[00112] Disclosed herein, in certain embodiments, is a method for treating a Waldenstrom macroglobulinemia in an individual in need thereof, comprising: administering to the individual a composition or tablet formulation described herein comprising an amount of Compound 1. Further disclosed herein, in certain embodiments, is a method for treating relapsed or refractory Waldenstrom macroglobulinemia in an individual in need thereof, comprising: administering to the individual a composition or tablet formulation described herein comprising a therapeutically-effective amount of Compound 1.

[00113] The term “Waldenstrom macroglobulinemia”, also known as lymphoplasmacytic lymphoma, is cancer involving a subtype of white blood cells called lymphocytes. It is characterized by an uncontrolled clonal proliferation of terminally differentiated B lymphocytes. It is also characterized by the lymphoma cells making an antibody called immunoglobulin M (IgM). The IgM antibodies circulate in the blood in large amounts, and cause the liquid part of the blood to thicken, like syrup. This can lead to decreased blood flow to many organs, which can cause problems with vision (because of poor circulation in blood vessels in the back of the eyes) and neurological problems (such as headache, dizziness, and confusion) caused by poor blood flow within the brain. Other symptoms can include feeling tired and weak, and a tendency to bleed easily. The underlying etiology is not fully understood but a number of risk factors have been identified, including the locus 6p21.3 on chromosome 6. There is a 2- to 3-fold risk increase of developing WM in people with a personal history of autoimmune diseases with autoantibodies and particularly elevated risks associated with hepatitis, human immunodeficiency virus, and rickettsiosis.

[00114] Multiple Myeloma

[00115] Disclosed herein, in certain embodiments, is a method for treating a myeloma in an individual in need thereof, comprising: administering to the individual a composition or tablet formulation described herein comprising an amount of Compound 1. Further disclosed herein, in certain embodiments, is a method for treating relapsed or refractory myeloma in an individual in need thereof, comprising: administering to the individual a composition or tablet formulation described herein comprising a therapeutically-effective amount of Compound 1.

[00116] Multiple myeloma, also known as MM, myeloma, plasma cell myeloma, or as Kahler's disease (after Otto Kahler) is a cancer of the white blood cells known as plasma cells. A type of B cell, plasma cells are a crucial part of the immune system responsible for the production of antibodies in humans and other vertebrates. They are produced in the bone marrow and are transported through the lymphatic system.

[00117] Leukemia

[00118] Disclosed herein, in certain embodiments, is a method for treating a leukemia in an individual in need thereof, comprising: administering to the individual a composition or tablet formulation described herein comprising an amount of Compound 1. Further disclosed herein, in certain embodiments, is a method for treating relapsed or refractory leukemia in an individual in need thereof, comprising: administering to the individual a composition or tablet formulation described herein comprising a therapeutically-effective amount of Compound 1.

[00119] Leukemia is a cancer of the blood or bone marrow characterized by an abnormal increase of blood cells, usually leukocytes (white blood cells). Leukemia is a broad term covering a spectrum of diseases. The first division is between its acute and chronic forms: (i) acute leukemia is characterized by the rapid increase of immature blood cells. This crowding makes the bone marrow unable to produce healthy blood cells. Immediate treatment is required in acute leukemia due to the rapid progression and accumulation of the malignant cells, which then spill over into the bloodstream and spread to other organs of the body. Acute forms of leukemia are the most common forms of leukemia in children; (ii) chronic leukemia is distinguished by the excessive build up of relatively mature, but still abnormal, white blood cells. Typically taking months or years to progress, the cells are produced at a much higher rate than normal cells, resulting in many abnormal white blood cells in the blood. Chronic leukemia mostly occurs in older people, but can theoretically occur in any age group. Additionally, the diseases are subdivided according to which kind of blood cell is affected. This split divides leukemias into lymphoblastic or lymphocytic leukemias and myeloid or myelogenous leukemias: (i) lymphoblastic or lymphocytic leukemias, the cancerous change takes place in a type of marrow cell that normally goes on to form lymphocytes, which are infection-fighting immune system cells; (ii) myeloid or myelogenous leukemias, the cancerous change takes place in a type of marrow cell that normally goes on to form red blood cells, some other types of white cells, and platelets.

[00120] Within these main categories, there are several subcategories including, but not limited to, Acute lymphoblastic leukemia (ALL), precursor B-cell acute lymphoblastic leukemia (precursor B-ALL; also called precursor B-lymphoblastic leukemia), Acute myelogenous leukemia (AML), Chronic myelogenous leukemia (CML), and Hairy cell leukemia (HCL). Accordingly, disclosed herein, in certain embodiments, is a method for treating Acute lymphoblastic leukemia (ALL), precursor B-cell acute lymphoblastic leukemia (precursor B-ALL; also called precursor B-lymphoblastic leukemia), Acute myelogenous leukemia (AML), Chronic myelogenous leukemia (CML), or Hairy cell leukemia (HCL) in an individual in need thereof, comprising: administering to the individual an amount of Compound 1. In some embodiments, the leukemia is a relapsed or refractory leukemia. In some embodiments, the

leukemia is a relapsed or refractory Acute lymphoblastic leukemia (ALL), relapsed or refractory precursor B-cell acute lymphoblastic leukemia (precursor B-ALL; also called precursor B-lymphoblastic leukemia), relapsed or refractory Acute myelogenous leukemia (AML), relapsed or refractory Chronic myelogenous leukemia (CML), or relapsed or refractory Hairy cell leukemia (HCL).

[00121] Symptoms, diagnostic tests, and prognostic tests for each of the above-mentioned conditions are known. See, e.g., *Harrison's Principles of Internal Medicine*®, 16th ed., 2004, The McGraw-Hill Companies, Inc. Dey et al. (2006), Cytojournal 3(24), and the "Revised European American Lymphoma" (REAL) classification system (see, e.g., the website maintained by the National Cancer Institute).

[00122] A number of animal models of are useful for establishing a range of therapeutically effective doses of irreversible Btk inhibitor compounds, such as Compound 1, for treating any of the foregoing diseases.

[00123] The therapeutic efficacy of Compound 1 for any one of the foregoing diseases can be optimized during a course of treatment. For example, a subject being treated can undergo a diagnostic evaluation to correlate the relief of disease symptoms or pathologies to inhibition of *in vivo* Btk activity achieved by administering a given dose of Compound 1. Cellular assays known in the art can be used to determine *in vivo* activity of Btk in the presence or absence of an irreversible Btk inhibitor. For example, since activated Btk is phosphorylated at tyrosine 223 (Y223) and tyrosine 551 (Y551), phospho-specific immunocytochemical staining of P-Y223 or P-Y551-positive cells can be used to detect or quantify activation of Btk in a population of cells (e.g., by FACS analysis of stained vs unstained cells). See, e.g., Nisitani *et al.* (1999), *Proc. Natl. Acad. Sci. USA* 96:2221-2226. Thus, the amount of the Btk inhibitor compound that is administered to a subject can be increased or decreased as needed so as to maintain a level of Btk inhibition optimal for treating the subject's disease state.

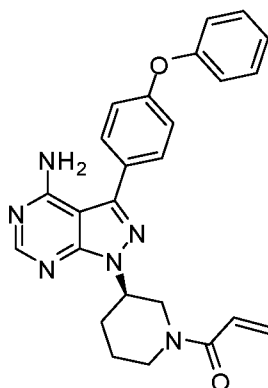
[00124] Compound 1 can irreversibly inhibit Btk and may be used to treat mammals suffering from Bruton's tyrosine kinase-dependent or Bruton's tyrosine kinase mediated conditions or diseases, including, but not limited to, cancer, autoimmune and other inflammatory diseases. Compound 1 has shown efficacy in a wide variety of diseases and conditions that are described herein.

[00125] In some embodiments, Compound 1 is used for the manufacture of a medicament for treating any of the foregoing conditions (e.g., autoimmune diseases, inflammatory diseases, allergy disorders, B-cell proliferative disorders, or thromboembolic disorders).

Compound 1, and Pharmaceutically Acceptable Salts Thereof

[00126] The Btk inhibitor compound described herein (i.e. Compound 1) is selective for Btk and kinases having a cysteine residue in an amino acid sequence position of the tyrosine kinase that is homologous to the amino acid sequence position of cysteine 481 in Btk. The Btk inhibitor compound can form a covalent bond with Cys 481 of Btk (e.g., via a Michael reaction).

[00127] “Compound 1” or “1-((R)-3-(4-amino-3-(4-phenoxyphenyl)-1H-pyrazolo[3,4-*d*]pyrimidin-1-yl)piperidin-1-yl)prop-2-en-1-one” or “1-{(3*R*)-3-[4-amino-3-(4-phenoxyphenyl)-1*H*-pyrazolo[3,4-*d*]pyrimidin-1-yl]piperidin-1-yl}prop-2-en-1-one” or “2-Propen-1-one, 1-[(3*R*)-3-[4-amino-3-(4-phenoxyphenyl)-1*H*-pyrazolo[3,4-*d*]pyrimidin-1-yl]-1-piperidinyl-” or ibrutinib or any other suitable name refers to the compound with the following structure:



[00128] A wide variety of pharmaceutically acceptable salts is formed from Compound 1 and includes:

[00129] – acid addition salts formed by reacting Compound 1 with an organic acid, which includes aliphatic mono- and dicarboxylic acids, phenyl-substituted alkanolic acids, hydroxyl alkanolic acids, alkanedioic acids, aromatic acids, aliphatic and aromatic sulfonic acids, amino acids, etc. and include, for example, acetic acid, trifluoroacetic acid, propionic acid, glycolic acid, pyruvic acid, oxalic acid, maleic acid, malonic acid, succinic acid, fumaric acid, tartaric acid, citric acid, benzoic acid, cinnamic acid, mandelic acid, methanesulfonic acid, ethanesulfonic acid, p-toluenesulfonic acid, salicylic acid, and the like;

[00130] – acid addition salts formed by reacting Compound 1 with an inorganic acid, which includes hydrochloric acid, hydrobromic acid, sulfuric acid, nitric acid, phosphoric acid, hydroiodic acid, hydrofluoric acid, phosphorous acid, and the like.

[00131] The term “pharmaceutically acceptable salts” in reference to Compound 1 refers to a salt of Compound 1, which does not cause significant irritation to a mammal to which it is administered and does not substantially abrogate the biological activity and properties of the compound.

[00132] It should be understood that a reference to a pharmaceutically acceptable salt includes the solvent addition forms (solvates). Solvates contain either stoichiometric or non-stoichiometric amounts of a solvent, and are formed during the process of product formation or

isolation with pharmaceutically acceptable solvents such as water, ethanol, methanol, methyl tert-butyl ether (MTBE), diisopropyl ether (DIPE), ethyl acetate, isopropyl acetate, isopropyl alcohol, methyl isobutyl ketone (MIBK), methyl ethyl ketone (MEK), acetone, nitromethane, tetrahydrofuran (THF), dichloromethane (DCM), dioxane, heptanes, toluene, anisole, acetonitrile, and the like. In one aspect, solvates are formed using, but not limited to, Class 3 solvent(s). Categories of solvents are defined in, for example, the International Conference on Harmonization of Technical Requirements for Registration of Pharmaceuticals for Human Use (ICH), "Impurities: Guidelines for Residual Solvents, Q3C(R3), (November 2005). Hydrates are formed when the solvent is water, or alcoholates are formed when the solvent is alcohol. In some embodiments, solvates of Compound 1, or pharmaceutically acceptable salts thereof, are conveniently prepared or formed during the processes described herein. In some embodiments, solvates of Compound 1 are anhydrous. In some embodiments, Compound 1, or pharmaceutically acceptable salts thereof, exist in unsolvated form. In some embodiments, Compound 1, or pharmaceutically acceptable salts thereof, exist in unsolvated form and are anhydrous.

[00133] In yet other embodiments, Compound 1, or a pharmaceutically acceptable salt thereof, is prepared in various forms, including but not limited to, amorphous phase, crystalline forms, milled forms and nano-particulate forms. In some embodiments, Compound 1, or a pharmaceutically acceptable salt thereof, is amorphous. In some embodiments, Compound 1, or a pharmaceutically acceptable salt thereof, is amorphous and anhydrous. In some embodiments, Compound 1, or a pharmaceutically acceptable salt thereof, is crystalline. In some embodiments, Compound 1, or a pharmaceutically acceptable salt thereof, is crystalline and anhydrous.

[00134] In some embodiments, Compound 1 is prepared as outlined in US Patent no. 7,514,444.

Certain Terminology

[00135] Unless defined otherwise, all technical and scientific terms used herein have the same meaning as is commonly understood by one of skill in the art to which the claimed subject matter belongs. It is to be understood that the foregoing general description and the following detailed description are exemplary and explanatory only and are not restrictive of any subject matter claimed. In this application, the use of the singular includes the plural unless specifically stated otherwise. It must be noted that, as used in the specification and the appended claims, the singular forms "a," "an" and "the" include plural referents unless the context clearly dictates otherwise. In this application, the use of "or" means "and/or" unless stated otherwise.

Furthermore, use of the term “including” as well as other forms, such as “include”, “includes,” and “included,” is not limiting.

[00136] The section headings used herein are for organizational purposes only and are not to be construed as limiting the subject matter described. All documents, or portions of documents, cited in the application including, but not limited to, patents, patent applications, articles, books, manuals, and treatises are hereby expressly incorporated by reference in their entirety for any purpose.

[00137] The term “about” when used before a numerical value indicates that the value may vary within a reasonable range, such as within $\pm 10\%$, $\pm 5\%$ or $\pm 1\%$ of the stated value.

[00138] As used herein, the term “comprising” or its grammatic variants is intended to mean that the compositions and methods, etc., include the recited elements, but do not exclude others. “Consisting essentially of” or its grammatic variants when used to define compositions and methods, shall mean excluding other elements of any essential significance to the combination for the intended use, but not excluding elements that do not materially affect the characteristic(s) of the compositions or methods. “Consisting of” or its grammatic variants shall mean excluding elements not specifically recited. Embodiments defined by each of these transition terms are within the scope of this invention. For example, when a formulation is described as comprising ingredients A, B and C, a formulation consisting essentially of A, B and C, and a formulation consisting of A, B and C are independently within the scope of this invention.

[00139] The term “acceptable” or “pharmaceutically acceptable”, with respect to a formulation, composition or ingredient, as used herein, means having no persistent detrimental effect on the general health of the subject being treated or does not abrogate the biological activity or properties of the compound, and is relatively nontoxic.

[00140] As used herein, the term “agonist” refers to a compound, the presence of which results in a biological activity of a protein that is the same as the biological activity resulting from the presence of a naturally occurring ligand for the protein, such as, for example, Btk.

[00141] As used herein, the term “partial agonist” refers to a compound the presence of which results in a biological activity of a protein that is of the same type as that resulting from the presence of a naturally occurring ligand for the protein, but of a lower magnitude.

[00142] As used herein, the term “antagonist” refers to a compound, the presence of which results in a decrease in the magnitude of a biological activity of a protein. In certain embodiments, the presence of an antagonist results in complete inhibition of a biological activity of a protein, such as, for example, Btk. In certain embodiments, an antagonist is an inhibitor.

[00143] As used herein, “amelioration” of the symptoms of a particular disease, disorder or condition by administration of a particular compound or pharmaceutical composition refers to

any lessening of severity, delay in onset, slowing of progression, or shortening of duration, whether permanent or temporary, lasting or transient that can be attributed to or associated with administration of the compound or composition.

[00144] “Bioavailability” refers to the percentage of Compound 1 dosed that is delivered into the general circulation of the animal or human being studied. The total exposure ($AUC_{(0-\infty)}$) of a drug when administered intravenously is usually defined as 100% bioavailable (F%). “Oral bioavailability” refers to the extent to which Compound 1 is absorbed into the general circulation when the pharmaceutical composition is taken orally as compared to intravenous injection.

[00145] “Blood plasma concentration” refers to the concentration of Compound 1 in the plasma component of blood of a subject. It is understood that the plasma concentration of Compound 1 may vary significantly between subjects, due to variability with respect to metabolism and/or possible interactions with other therapeutic agents. In accordance with one embodiment disclosed herein, the blood plasma concentration of Compound 1 may vary from subject to subject. Likewise, values such as maximum plasma concentration (C_{max}) or time to reach maximum plasma concentration (T_{max}), or total area under the plasma concentration time curve ($AUC_{(0-\infty)}$) may vary from subject to subject. Due to this variability, the amount necessary to constitute “a therapeutically effective amount” of Compound 1 may vary from subject to subject.

[00146] The term “Bruton’s tyrosine kinase,” as used herein, refers to Bruton’s tyrosine kinase from *Homo sapiens*, as disclosed in, e.g., U.S. Patent No. 6,326,469 (GenBank Accession No. NP_000052).

[00147] The terms “co-administration” or the like, as used herein, are meant to encompass administration of the selected therapeutic agents to a single patient, and are intended to include treatment regimens in which the agents are administered by the same or different route of administration or at the same or different time. In some embodiments, the term “co-administration” or the like, is meant to encompass the administration of the selected therapeutic agents in the same cycle(s). In these embodiments, the selected therapeutic agents may be administered on the same or different days of the cycle(s).

[00148] The terms “effective amount” or “therapeutically effective amount,” as used herein, refer to a sufficient amount of an agent or a compound being administered which will relieve to some extent one or more of the symptoms of the disease or condition being treated. The result can be reduction and/or alleviation of the signs, symptoms, or causes of a disease, or any other desired alteration of a biological system. For example, an “effective amount” for therapeutic uses is the amount of the composition including a compound as disclosed herein required to

provide a clinically significant decrease in disease symptoms without undue adverse side effects. An appropriate “effective amount” in any individual case may be determined using techniques, such as a dose escalation study. The term “therapeutically effective amount” includes, for example, a prophylactically effective amount. An “effective amount” of a compound disclosed herein is an amount effective to achieve a desired pharmacologic effect or therapeutic improvement without undue adverse side effects. It is understood that “an effect amount” or “a therapeutically effective amount” can vary from subject to subject, due to variation in metabolism of Compound 1, age, weight, general condition of the subject, the condition being treated, the severity of the condition being treated, and the judgment of the prescribing physician. By way of example only, therapeutically effective amounts may be determined by routine experimentation, including but not limited to a dose escalation clinical trial.

[00149] The terms “enhance” or “enhancing” means to increase or prolong either in potency or duration a desired effect. By way of example, “enhancing” the effect of therapeutic agents refers to the ability to increase or prolong, either in potency or duration, the effect of therapeutic agents on during treatment of a disease, disorder or condition. An “enhancing-effective amount,” as used herein, refers to an amount adequate to enhance the effect of a therapeutic agent in the treatment of a disease, disorder or condition. When used in a patient, amounts effective for this use will depend on the severity and course of the disease, disorder or condition, previous therapy, the patient's health status and response to the drugs, and the judgment of the treating physician.

[00150] The terms “inhibits”, “inhibiting”, or “inhibitor” of a kinase, as used herein, refer to inhibition of enzymatic phosphotransferase activity.

[00151] The term “irreversible inhibitor,” as used herein, refers to a compound that, upon contact with a target protein (e.g., a kinase) causes the formation of a new covalent bond with or within the protein, whereby one or more of the target protein's biological activities (e.g., phosphotransferase activity) is diminished or abolished notwithstanding the subsequent presence or absence of the irreversible inhibitor.

[00152] The term “irreversible Btk inhibitor,” as used herein, refers to an inhibitor of Btk that can form a covalent bond with an amino acid residue of Btk. In one embodiment, the irreversible inhibitor of Btk can form a covalent bond with a Cys residue of Btk; in particular embodiments, the irreversible inhibitor can form a covalent bond with a Cys 481 residue (or a homolog thereof) of Btk or a cysteine residue in the homologous corresponding position of another tyrosine kinase.

[00153] The term “modulate,” as used herein, means to interact with a target either directly or indirectly so as to alter the activity of the target, including, by way of example only, to enhance

the activity of the target, to inhibit the activity of the target, to limit the activity of the target, or to extend the activity of the target.

[00154] As used herein, the term “modulator” refers to a compound that alters an activity of a molecule. For example, a modulator can cause an increase or decrease in the magnitude of a certain activity of a molecule compared to the magnitude of the activity in the absence of the modulator. In certain embodiments, a modulator is an inhibitor, which decreases the magnitude of one or more activities of a molecule. In certain embodiments, an inhibitor completely prevents one or more activities of a molecule. In certain embodiments, a modulator is an activator, which increases the magnitude of at least one activity of a molecule. In certain embodiments the presence of a modulator results in an activity that does not occur in the absence of the modulator.

[00155] The term “prophylactically effective amount,” as used herein, refers that amount of a composition applied to a patient which will relieve to some extent one or more of the symptoms of a disease, condition or disorder being treated. In such prophylactic applications, such amounts may depend on the patient's state of health, weight, and the like. It is considered well within the skill of the art for one to determine such prophylactically effective amounts by routine experimentation, including, but not limited to, a dose escalation clinical trial.

[00156] The term “individual,” “subject” or “patient” as used herein, refers to an animal which is the object of treatment, observation or experiment. By way of example only, a subject may be, but is not limited to, a mammal including, but not limited to, a human.

[00157] The term “wet granulation” as used herein, refers to the formation of granules using a granulation liquid (water, organic solvent, or a solution).

[00158] The term “dry granulation” as used herein, refers to the formation of granules without using a granulation liquid (water, organic solvent, or a solution).

[00159] The term “high-load solid tablet formulation” as used herein, refers to a solid tablet formulation comprising at least 50% w/w of ibrutinib per tablet.

[00160] As used herein, the IC_{50} refers to an amount, concentration or dosage of a particular test compound that achieves a 50% inhibition of a maximal response, such as inhibition of Btk, in an assay that measures such response.

[00161] As used herein, EC_{50} refers to a dosage, concentration or amount of a particular test compound that elicits a dose-dependent response at 50% of maximal expression of a particular response that is induced, provoked or potentiated by the particular test compound.

[00162] Pharmaceutical Compositions/Formulations

[00163] A pharmaceutical composition or pharmaceutical formulation, as used herein, refers to a mixture of Compound 1 with other chemical components, such as carriers, stabilizers,

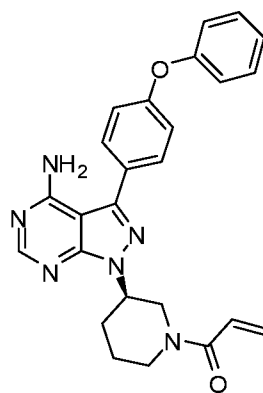
diluents, dispersing agents, suspending agents, thickening agents, and/or excipients. The pharmaceutical composition facilitates administration of the compound to a mammal. The compounds can be used singly or in combination with one or more therapeutic agents as components of mixtures.

[00164] The term “pharmaceutical combination” as used herein, means a product that results from the mixing or combining of more than one active ingredient and includes both fixed and non-fixed combinations of the active ingredients. The term “fixed combination” means that the active ingredients, e.g. Compound 1 and a co-agent, are both administered to a patient simultaneously in the form of a single entity or dosage. The term “non-fixed combination” means that the active ingredients, e.g. Compound 1 and a co-agent, are administered to a patient as separate entities either simultaneously, concurrently or sequentially with no specific intervening time limits, wherein such administration provides effective levels of the two compounds in the body of the patient. The latter also applies to cocktail therapy, e.g. the administration of three or more active ingredients.

[00165] In some embodiments, crystalline Compound 1 is incorporated into pharmaceutical compositions to provide solid oral dosage forms, such as powders, immediate release formulations, controlled release formulations, fast melt formulations, tablets, capsules, pills, delayed release formulations, extended release formulations, pulsatile release formulations, multiparticulate formulations, and mixed immediate and controlled release formulations.

[00166] Ibrutinib is currently used in the clinic at a unit dose of 420 mg or 560 mg which is administered orally in three or four capsules comprising 140 mg ibrutinib per capsule. High load tablet formulations would allow administration of one tablet per dose. However, high load tablet formulations that meet pharmaceutically acceptable properties, such as, suitable compressibility, compactibility, granulate flowability, granulate density, integrity during manufacture, shipping and storage, proper hardness, stability, swallowability and disintegration properties when administered, are considerably more difficult to prepare than capsule formations due to the limited amount of excipients that can be used to adjust the tablet properties. Further, tablet formulations tend to have lower C_{\max} as compared with the capsule formulations due to the process of its disintegration and absorption after administration, especially for ibrutinib which has a very low water solubility. It is challenging to prepare high load tablet formulations of ibrutinib that possess both pharmaceutically acceptable properties and desired PK properties, such as a high C_{\max} .

[00167] In some embodiments is a pharmaceutical composition comprising ibrutinib, wherein ibrutinib is a compound with the structure of Compound 1,



Compound 1;

and wherein the pharmaceutical composition comprises at least 50% w/w of ibrutinib.

[00168] In another embodiment is a pharmaceutical composition comprising ibrutinib, wherein the pharmaceutical composition comprises at least about 20% w/w of ibrutinib. In another embodiment is a pharmaceutical composition comprising ibrutinib, wherein the pharmaceutical composition comprises about 20% w/w to about 90% w/w of ibrutinib. In another embodiment is a pharmaceutical composition comprising ibrutinib, wherein the pharmaceutical composition comprises about 30% w/w to about 90% w/w of ibrutinib. In another embodiment is a pharmaceutical composition comprising ibrutinib, wherein the pharmaceutical composition comprises about 40% w/w to about 90% w/w of ibrutinib. In another embodiment is a pharmaceutical composition comprising ibrutinib, wherein the pharmaceutical composition comprises about 50% w/w to about 90% w/w of ibrutinib. In another embodiment is a pharmaceutical composition comprising ibrutinib, wherein the pharmaceutical composition comprises about 40% w/w to about 80% w/w of ibrutinib. In another embodiment is a pharmaceutical composition comprising ibrutinib, wherein the pharmaceutical composition comprises about 50% w/w to about 80% w/w of ibrutinib. In another embodiment is a pharmaceutical composition comprising ibrutinib, wherein the pharmaceutical composition comprises about 60% w/w to about 80% w/w of ibrutinib. In another embodiment is a pharmaceutical composition comprising ibrutinib, wherein the pharmaceutical composition comprises about 50% w/w to about 75% w/w of ibrutinib. In another embodiment is a pharmaceutical composition comprising ibrutinib, wherein the pharmaceutical composition comprises about 60% w/w to about 75% w/w of ibrutinib. In another embodiment is a pharmaceutical composition comprising at least 50% w/w of ibrutinib, wherein the pharmaceutical composition comprises intragranular and extragranular ingredients. In another embodiment is a pharmaceutical composition comprising at least 50% w/w of ibrutinib, wherein the pharmaceutical composition is prepared using a wet granulation method. In another embodiment is a pharmaceutical composition comprising at least 50% w/w of ibrutinib, further comprising at least one pharmaceutically acceptable excipient.

[00169] In some embodiments, the pharmaceutical compositions described herein are prepared by a process comprising a wet granulation method.

[00170] In another embodiment is a solid tablet formulation comprising ibrutinib, wherein the solid tablet formulation comprises at least about 20% w/w of ibrutinib. In another embodiment is a solid tablet formulation comprising ibrutinib, wherein the solid tablet formulation comprises about 20% w/w to about 90% w/w of ibrutinib. In another embodiment is a high-load solid tablet formulation comprising at least 20% w/w or 30% w/w of ibrutinib, and one or more pharmaceutically acceptable excipients. In another embodiment is a high-load solid tablet formulation comprising at least 40% w/w of ibrutinib, and one or more pharmaceutically acceptable excipients. In another embodiment is a high-load solid tablet formulation comprising at least 50% w/w of ibrutinib, and one or more pharmaceutically acceptable excipients. In another embodiment is a high-load solid tablet formulation comprising about 30% w/w to about 90% w/w of ibrutinib, and one or more pharmaceutically acceptable excipients. In another embodiment is a high-load solid tablet formulation comprising about 40% w/w to about 90% w/w of ibrutinib, and one or more pharmaceutically acceptable excipients. In another embodiment is a high-load solid tablet formulation comprising about 50% w/w to about 90% w/w of ibrutinib, and one or more pharmaceutically acceptable excipients. In another embodiment is a high-load solid tablet formulation comprising about 40% w/w to about 80% w/w of ibrutinib, and one or more pharmaceutically acceptable excipients. In another embodiment is a high-load solid tablet formulation comprising about 50% w/w to about 80% w/w of ibrutinib, and one or more pharmaceutically acceptable excipients. In another embodiment is a high-load solid tablet formulation comprising about 60% w/w to about 80% w/w of ibrutinib, and one or more pharmaceutically acceptable excipients. In another embodiment is a high-load solid tablet formulation comprising about 50% w/w to about 75% w/w of ibrutinib, and one or more pharmaceutically acceptable excipients. In another embodiment is a high-load solid tablet formulation comprising about 60% w/w to about 75% w/w of ibrutinib, and one or more pharmaceutically acceptable excipients.

[00171] In another embodiment is a high-load solid tablet formulation comprising at least 50% w/w of ibrutinib, and one or more pharmaceutically acceptable excipients wherein the one or more excipients are present in an amount from about 10% w/w to about 50% w/w. In another embodiment is a high-load solid tablet formulation comprising about 50% w/w to about 90% w/w of ibrutinib, and one or more pharmaceutically acceptable excipients wherein the one or more excipients are present in an amount from about 10% w/w to about 50% w/w. In another embodiment is a high-load solid tablet formulation comprising about 60% w/w to about 80% w/w of ibrutinib, and one or more pharmaceutically acceptable excipients wherein the one or

more excipients are present in an amount from about 20% w/w to about 40% w/w. In another embodiment is a high-load solid tablet formulation comprising about 60% w/w to about 75% w/w of ibrutinib, and one or more pharmaceutically acceptable excipients wherein the one or more excipients are present in an amount from about 25% w/w to about 40% w/w.

[00172] In another embodiment is a high-load solid tablet formulation comprising at least 50% w/w of ibrutinib, and one or more pharmaceutically acceptable excipients wherein the one or more excipients are selected from the group consisting of diluents, binders, disintegrating agents, lubricants, glidants, and surfactants. In some embodiments, at least one excipient is a diluent. In some embodiments, the diluent is selected from the group consisting of lactose, sucrose (e.g., Dipac[®]), dextrose, dextrans, maltodextrin, mannitol, xylitol (e.g., Xylitab[®]), sorbitol, cyclodextrins, calcium phosphate, calcium sulfate, starches, modified starches, cellulose, microcrystalline cellulose (e.g., Avicel[®]), microcellulose, and talc. In some embodiments, the diluent is cellulose. In some embodiments, the diluent is the diluent is lactose; and lactose is present in an amount from about 5% w/w to about 20% w/w, about 8% w/w to about 20% w/w, or about 8% w/w to about 15% w/w. In some embodiments, the diluent is lactose; and lactose is present in an amount of about 8.5% w/w or about 14% w/w. In some embodiments, the diluent is microcrystalline cellulose. In some embodiments, the diluent is microcrystalline cellulose and the microcrystalline cellulose is present in an amount from about 1% w/w to about 20% w/w, about 1% w/w to about 10% w/w, about 1% w/w to about 5% w/w, 1% w/w to about 2% w/w, about 5% w/w to about 20% w/w, about 8% w/w to about 20% w/w, or about 8% w/w to about 15% w/w. In some embodiments, the diluent is microcrystalline cellulose and the microcrystalline cellulose is present in an amount from about 1% w/w to about 6% w/w or about 8.5% w/w or about 14% w/w. In some embodiments, the diluent comprises lactose and microcrystalline cellulose. In some embodiments, the lactose is present in an amount of about 10% w/w to about 15% w/w and microcrystalline cellulose is present in an amount from about 1% w/w to about 6% w/w. In some embodiments, the lactose is present in an amount of about 14% w/w and microcrystalline cellulose is present in an amount from about 2% w/w to about 5% w/w. In some embodiments, at least one excipient is a disintegrating agent. In some embodiments, the disintegrating agent is selected from the group consisting of natural starch, a pregelatinized starch, a sodium starch, methylcrystalline cellulose, methylcellulose (e.g., Methocel[®]), croscarmellose, croscarmellose sodium, cross-linked sodium carboxymethylcellulose, cross-linked carboxymethylcellulose, cross-linked croscarmellose, cross-linked starch such as sodium starch glycolate, cross-linked polymer such as crospovidone, cross-linked polyvinylpyrrolidone, sodium alginate, a clay, and a gum. In some embodiments, the disintegrating agent is croscarmellose sodium; and croscarmellose sodium is present in an

amount from about 0 to about 20% w/w, about 1% w/w to about 10% w/w, about 5% w/w to about 10% w/w, about 6% w/w to about 8% w/w, about 4% w/w to about 6% w/w, or about 2% w/w to about 4% w/w. In some embodiments, at least one excipient is a binder. In some embodiments, the binder is polyvinylpyrrolidone (e.g., PVP K15, PVP K19, PVP K25, PVP K30, Povidone[®] CL, Kollidon[®] CL, Polyplasdone[®] XL-10, and Povidone[®] K-12). In some embodiments, the polyvinylpyrrolidone is present in an amount from about 0 to about 10% w/w, about 1 to about 5% w/w, or about 2% w/w. In some embodiments, the binder is hydroxypropyl cellulose; and hydroxypropyl cellulose is present in an amount from about 0 to about 10% w/w, about 0 to about 5% w/w, about 0 to about 2% w/w, about 0.1% w/w to about 1.1% w/w, or about 0.1% w/w to about 1% w/w. In some embodiments, the formulation comprises lactose, microcrystalline cellulose, croscarmellose sodium, and hydroxypropyl cellulose. In some embodiments, at least one excipient is a surfactant. In some embodiments, the surfactant is sodium lauryl sulfate (SLS). In some embodiments, the surfactant is sodium lauryl sulfate in an amount from about 0 to about 10% w/w, about 0.5 to about 5% w/w, about 1 to about 4% w/w, about 4% w/w to about 8% w/w, or about 5% w/w to about 6% w/w. In some embodiments, at least one excipient is a glidant. In some embodiments, the glidant is silica (colloidal silicon dioxide). In some embodiments, the glidant is silica (colloidal silicon dioxide) and the silica (colloidal silicon dioxide) is present in an amount from about 0 to about 5% w/w, 0.1% w/w to about 1.5% w/w, about 0.4% w/w to about 0.8% w/w, or about 0.5% w/w to about 0.6% w/w. In some embodiments, at least one excipient is a lubricant. In some embodiments, the lubricant is magnesium stearate. In some embodiments, the lubricant is magnesium stearate and the magnesium stearate is present in an amount from about 0.01% w/w to about 5% w/w, 0.01% w/w to about 2% w/w, 0.1% w/w to about 0.7% w/w, or about 0.5% w/w to about 0.6% w/w. In some embodiments, the excipients comprise lactose, microcrystalline cellulose, polyvinylpyrrolidone, croscarmellose sodium, sodium lauryl sulfate, colloidal silicon dioxide and magnesium stearate.

[00173] In another embodiment is a high-load solid tablet formulation comprising at least 50% w/w of ibrutinib, and intragranular and extragranular excipients; wherein the intragranular excipients comprise lactose, microcrystalline cellulose, croscarmellose sodium, and hydroxypropyl cellulose; and the extragranular excipients comprise croscarmellose sodium, sodium lauryl sulfate, colloidal silicon dioxide, and magnesium stearate. In another embodiment, the intragranular excipients comprise:

lactose in an amount from about 5% w/w to about 20% w/w, about 8% w/w to about 15% w/w, or about 8% w/w to about 14% w/w;

microcrystalline cellulose in an amount from about 5% w/w to about 20% w/w, about 8% w/w to about 20% w/w, or about 8% w/w to about 15% w/w;

croscarmellose sodium in an amount from about 0% w/w to about 10% w/w, about 2% w/w to about 5% w/w, or about 2% w/w to about 4% w/w; and

hydroxypropyl cellulose in an amount from about 0% w/w to about 2% w/w, about 0.1% w/w to about 1.1% w/w, or about 0.1% w/w to about 1% w/w; and

the extragranular excipients comprise:

croscarmellose sodium in an amount from about 0% w/w to about 5% w/w, about 2% w/w to about 5% w/w, or about 2% w/w to about 5% w/w;

sodium lauryl sulfate in an amount from about 0% w/w to about 10% w/w, about 4% w/w to about 8% w/w, or about 5% w/w to about 6% w/w;

colloidal silicon dioxide in an amount from about 0.1% w/w to about 1.5% w/w, about 0.4% w/w to about 0.8% w/w, or about 0.5% w/w to about 0.6% w/w; and

magnesium stearate in an amount from about 0.1% w/w to about 1.5% w/w, about 0.4% w/w to about 0.8% w/w, or about 0.5% w/w to about 0.6% w/w.

[00174] In another embodiment is a high-load solid tablet formulation comprising at least 50% w/w of ibrutinib, and intragranular and extragranular excipients; wherein the intragranular excipients comprise lactose, microcrystalline cellulose, sodium lauryl sulfate, polyvinylpyrrolidone and croscarmellose sodium; and the extragranular excipients comprise croscarmellose sodium, sodium lauryl sulfate, colloidal silicon dioxide, and magnesium stearate.

In another embodiment, the intragranular excipients comprise:

lactose in an amount from about 10% w/w to about 20% w/w, or about 12% w/w to about 15% w/w;

microcrystalline cellulose in an amount from about 1% w/w to about 10% w/w, about 2% w/w to about 5% w/w;

polyvinylpyrrolidone in an amount from about 0% w/w to about 5% w/w, about 1% w/w to about 3% w/w;

croscarmellose sodium in an amount from about 1% w/w to about 10% w/w, or about 3% w/w to about 7% w/w; and

sodium lauryl sulfate in an amount from about 0% w/w to about 2% w/w, about 0.5% w/w to about 1.5% w/w; and

the extragranular excipients comprise:

croscarmellose sodium in an amount from about 0% w/w to about 5% w/w, about 1% w/w to about 3% w/w;

sodium lauryl sulfate in an amount from about 0% w/w to about 10% w/w or about 0% w/w to about 4% w/w;

colloidal silicon dioxide in an amount from about 0.4% w/w to about 0.8% w/w, or about 0.5% w/w to about 0.6% w/w; and

magnesium stearate in an amount from about 0.4% w/w to about 0.8% w/w, or about 0.5% w/w to about 0.6% w/w.

[00175] In another embodiment is a high-load solid tablet formulation comprising about 50% w/w to about 90% w/w of ibrutinib, and one or more pharmaceutically acceptable excipients wherein the one or more excipients are selected from the group consisting of diluents, binders, disintegrating agents, lubricants, glidants, and surfactants. In some embodiments, at least one excipient is a diluent. In some embodiments, the diluent is selected from the group consisting of lactose, sucrose, dextrose, dextrans, maltodextrin, mannitol, xylitol, sorbitol, cyclodextrins, calcium phosphate, calcium sulfate, starches, modified starches, cellulose, microcrystalline cellulose, microcellulose, and talc. In some embodiments, the diluent is cellulose. In some embodiments, the diluent is lactose; and lactose is present in an amount from about 5% w/w to about 20% w/w, about 8% w/w to about 20% w/w, or about 8% w/w to about 15% w/w. In some embodiments, the diluent is lactose; and lactose is present in an amount of about 8.5% w/w or about 14% w/w. In some embodiments, the diluent is microcrystalline cellulose. In some embodiments, the diluent is microcrystalline cellulose and the microcrystalline cellulose is present in an amount from about 1% w/w to about 20% w/w, about 1% w/w to about 10% w/w, about 1% w/w to about 5% w/w, 1% w/w to about 2% w/w, about 5% w/w to about 20% w/w, about 8% w/w to about 20% w/w, or about 8% w/w to about 15% w/w. In some embodiments, the diluent is microcrystalline cellulose and the microcrystalline cellulose is present in an amount from about 1% w/w to about 6% w/w or about 8.5% w/w or about 14% w/w. In some embodiments, the diluent comprises lactose and microcrystalline cellulose. In some embodiments, the lactose is present in an amount of about 10% w/w to about 15% w/w and microcrystalline cellulose is present in an amount from about 1% w/w to about 6% w/w. In some embodiments, the lactose is present in an amount of about 14% w/w and microcrystalline cellulose is present in an amount from about 2% w/w to about 5% w/w. In some embodiments, at least one excipient is a disintegrating agent. In some embodiments, the disintegrating agent is selected from the group consisting of natural starch, a pregelatinized starch, a sodium starch, methylcrystalline cellulose, methylcellulose, croscarmellose, croscarmellose sodium, cross-linked sodium carboxymethylcellulose, cross-linked carboxymethylcellulose, cross-linked croscarmellose, cross-linked starch such as sodium starch glycolate, cross-linked polymer such as crospovidone, cross-linked polyvinylpyrrolidone, sodium alginate, a clay, and a gum. In

some embodiments, the disintegrating agent is croscarmellose sodium; and croscarmellose sodium is present in an amount from about 0 to about 20% w/w, about 1% w/w to about 10% w/w, about 5% w/w to about 10% w/w, about 6% w/w to about 8% w/w, about 4% w/w to about 6% w/w, or about 2% w/w to about 4% w/w. In some embodiments, at least one excipient is a binder. In some embodiments, the binder is polyvinylpyrrolidone. In some embodiments, the polyvinylpyrrolidone is present in an amount from about 0 to about 10% w/w, about 1 to about 5% w/w, or about 2% w/w. In some embodiments, the binder is hydroxypropyl cellulose; and hydroxypropyl cellulose is present in an amount from about 0 to about 10% w/w, about 0 to about 5% w/w, about 0 to about 2% w/w, about 0.1% w/w to about 1.1% w/w, or about 0.1% w/w to about 1% w/w. In some embodiments, the formulation comprises lactose, microcrystalline cellulose, croscarmellose sodium, and hydroxypropyl cellulose. In some embodiments, at least one excipient is a surfactant. In some embodiments, the surfactant is sodium lauryl sulfate. In some embodiments, the surfactant is sodium lauryl sulfate in an amount from about 0 to about 10% w/w, about 0.5 to about 5% w/w, about 1 to about 4% w/w, about 4% w/w to about 8% w/w, or about 5% w/w to about 6% w/w. In some embodiments, at least one excipient is a glidant. In some embodiments, the glidant is silica (colloidal silicon dioxide). In some embodiments, the glidant is silica (colloidal silicon dioxide) and the silica (colloidal silicon dioxide) is present in an amount from about 0 to about 5% w/w, 0.1% w/w to about 1.5% w/w, about 0.4% w/w to about 0.8% w/w, or about 0.5% w/w to about 0.6% w/w. In some embodiments, at least one excipient is a lubricant. In some embodiments, the lubricant is magnesium stearate. In some embodiments, the lubricant is magnesium stearate and the magnesium stearate is present in an amount from about 0.01% w/w to about 5% w/w, 0.01% w/w to about 2% w/w, 0.1% w/w to about 0.7% w/w, or about 0.5% w/w to about 0.6% w/w. In some embodiments, the excipients comprise lactose, microcrystalline cellulose, polyvinylpyrrolidone, croscarmellose sodium, sodium lauryl sulfate, colloidal silicon dioxide and magnesium stearate.

[00176] In another embodiment is a high-load solid tablet formulation comprising about 50% w/w to about 90% w/w of ibrutinib, and intragranular and extragranular excipients; wherein the intragranular excipients comprise lactose, microcrystalline cellulose, croscarmellose sodium, and hydroxypropyl cellulose; and the extragranular excipients comprise croscarmellose sodium, sodium lauryl sulfate, colloidal silicon dioxide, and magnesium stearate. In another embodiment, the intragranular excipients comprise:

lactose in an amount from about 5% w/w to about 20% w/w, about 8% w/w to about 15% w/w, or about 8% w/w to about 14% w/w;

microcrystalline cellulose in an amount from about 5% w/w to about 20% w/w, about 8% w/w to about 20% w/w, or about 8% w/w to about 15% w/w;

croscarmellose sodium in an amount from about 0% w/w to about 10% w/w, about 2% w/w to about 5% w/w, or about 2% w/w to about 4% w/w; and

hydroxypropyl cellulose in an amount from about 0% w/w to about 2% w/w, about 0.1% w/w to about 1.1% w/w, or about 0.1% w/w to about 1% w/w; and

the extragranular excipients comprise:

croscarmellose sodium in an amount from about 0% w/w to about 5% w/w, about 2% w/w to about 5% w/w, or about 2% w/w to about 5% w/w;

sodium lauryl sulfate in an amount from about 0% w/w to about 10% w/w, about 4% w/w to about 8% w/w, or about 5% w/w to about 6% w/w;

colloidal silicon dioxide in an amount from about 0.1% w/w to about 1.5% w/w, about 0.4% w/w to about 0.8% w/w, or about 0.5% w/w to about 0.6% w/w; and

magnesium stearate in an amount from about 0.1% w/w to about 1.5% w/w, about 0.4% w/w to about 0.8% w/w, or about 0.5% w/w to about 0.6% w/w.

[00177] In another embodiment is a high-load solid tablet formulation comprising about 50% w/w to about 90% w/w of ibrutinib, and intragranular and extragranular excipients; wherein the intragranular excipients comprise lactose, microcrystalline cellulose, sodium lauryl sulfate, polyvinylpyrrolidone and croscarmellose sodium; and the extragranular excipients comprise croscarmellose sodium, sodium lauryl sulfate, colloidal silicon dioxide, and magnesium stearate.

In another embodiment, the intragranular excipients comprise:

lactose in an amount from about 10% w/w to about 20% w/w, or about 12% w/w to about 15% w/w;

microcrystalline cellulose in an amount from about 1% w/w to about 10% w/w, about 2% w/w to about 5% w/w;

polyvinylpyrrolidone in an amount from about 0% w/w to about 5% w/w, about 1% w/w to about 3% w/w;

croscarmellose sodium in an amount from about 1% w/w to about 10% w/w, or about 3% w/w to about 7% w/w; and

sodium lauryl sulfate in an amount from about 0% w/w to about 2% w/w, about 0.5% w/w to about 1.5% w/w; and

the extragranular excipients comprise

croscarmellose sodium in an amount from about 0% w/w to about 5% w/w, about 1% w/w to about 3% w/w;

sodium lauryl sulfate in an amount from about 0% w/w to about 10% w/w or about 0% w/w to about 4% w/w;

colloidal silicon dioxide in an amount from about 0.4% w/w to about 0.8% w/w, or about 0.5% w/w to about 0.6% w/w; and

magnesium stearate in an amount from about 0.4% w/w to about 0.8% w/w, or about 0.5% w/w to about 0.6% w/w.

[00178] In another embodiment is a high-load solid tablet formulation comprising about 50% w/w to about 80% w/w of ibrutinib, and one or more pharmaceutically acceptable excipients wherein the one or more excipients are selected from the group consisting of diluents, binders, disintegrating agents, lubricants, glidants, and surfactants. In some embodiments, at least one excipient is a diluent. In some embodiments, the diluent is selected from the group consisting of lactose, sucrose, dextrose, dextrans, maltodextrin, mannitol, xylitol, sorbitol, cyclodextrins, calcium phosphate, calcium sulfate, starches, modified starches, cellulose, microcrystalline cellulose, microcellulose, and talc. In some embodiments, the diluent is cellulose. In some embodiments, the diluent is lactose; and lactose is present in an amount from about 5% w/w to about 20% w/w, about 8% w/w to about 20% w/w, or about 8% w/w to about 15% w/w. In some embodiments, the diluent is lactose; and lactose is present in an amount of about 8.5% w/w or about 14% w/w. In some embodiments, the diluent is microcrystalline cellulose. In some embodiments, the diluent is microcrystalline cellulose and the microcrystalline cellulose is present in an amount from about 1% w/w to about 20% w/w, about 1% w/w to about 10% w/w, about 1% w/w to about 5% w/w, 1% w/w to about 2% w/w, about 5% w/w to about 20% w/w, about 8% w/w to about 20% w/w, or about 8% w/w to about 15% w/w. In some embodiments, the diluent is microcrystalline cellulose and the microcrystalline cellulose is present in an amount from about 1% w/w to about 6% w/w or about 8.5% w/w or about 14% w/w. In some embodiments, the diluent comprises lactose and microcrystalline cellulose. In some embodiments, the lactose is present in an amount of about 10% w/w to about 15% w/w and microcrystalline cellulose is present in an amount from about 1% w/w to about 6% w/w. In some embodiments, the lactose is present in an amount of about 14% w/w and microcrystalline cellulose is present in an amount from about 2% w/w to about 5% w/w. In some embodiments, at least one excipient is a disintegrating agent. In some embodiments, the disintegrating agent is selected from the group consisting of natural starch, a pregelatinized starch, a sodium starch, methylcrystalline cellulose, methylcellulose, croscarmellose, croscarmellose sodium, cross-linked sodium carboxymethylcellulose, cross-linked carboxymethylcellulose, cross-linked croscarmellose, cross-linked starch such as sodium starch glycolate, cross-linked polymer such as crospovidone, cross-linked polyvinylpyrrolidone, sodium alginate, a clay, and a gum. In

some embodiments, the disintegrating agent is croscarmellose sodium; and croscarmellose sodium is present in an amount from about 0 to about 20% w/w, about 1% w/w to about 10% w/w, about 5% w/w to about 10% w/w, about 6% w/w to about 8% w/w, about 4% w/w to about 6% w/w, or about 2% w/w to about 4% w/w. In some embodiments, at least one excipient is a binder. In some embodiments, the binder is polyvinylpyrrolidone. In some embodiments, the polyvinylpyrrolidone is present in an amount from about 0 to about 10% w/w, about 1 to about 5% w/w, or about 2% w/w. In some embodiments, the binder is hydroxypropyl cellulose; and hydroxypropyl cellulose is present in an amount from about 0 to about 10% w/w, about 0 to about 5% w/w, about 0 to about 2% w/w, about 0.1% w/w to about 1.1% w/w, or about 0.1% w/w to about 1% w/w. In some embodiments, the formulation comprises lactose, microcrystalline cellulose, croscarmellose sodium, and hydroxypropyl cellulose. In some embodiments, at least one excipient is a surfactant. In some embodiments, the surfactant is sodium lauryl sulfate. In some embodiments, the surfactant is sodium lauryl sulfate in an amount from about 0 to about 10% w/w, about 0.5 to about 5% w/w, about 1 to about 4% w/w, about 4% w/w to about 8% w/w, or about 5% w/w to about 6% w/w. In some embodiments, at least one excipient is a glidant. In some embodiments, the glidant is silica (colloidal silicon dioxide). In some embodiments, the glidant is silica (colloidal silicon dioxide) and the silica (colloidal silicon dioxide) is present in an amount from about 0 to about 5% w/w, 0.1% w/w to about 1.5% w/w, about 0.4% w/w to about 0.8% w/w, or about 0.5% w/w to about 0.6% w/w. In some embodiments, at least one excipient is a lubricant. In some embodiments, the lubricant is magnesium stearate. In some embodiments, the lubricant is magnesium stearate and the magnesium stearate is present in an amount from about 0.01% w/w to about 5% w/w, 0.01% w/w to about 2% w/w, 0.1% w/w to about 0.7% w/w, or about 0.5% w/w to about 0.6% w/w. In some embodiments, the excipients comprise lactose, microcrystalline cellulose, polyvinylpyrrolidone, croscarmellose sodium, sodium lauryl sulfate, colloidal silicon dioxide and magnesium stearate.

[00179] In another embodiment is a high-load solid tablet formulation comprising about 50% w/w to about 80% w/w of ibrutinib, and intragranular and extragranular excipients; wherein the intragranular excipients comprise lactose, microcrystalline cellulose, croscarmellose sodium, and hydroxypropyl cellulose; and the extragranular excipients comprise croscarmellose sodium, sodium lauryl sulfate, colloidal silicon dioxide, and magnesium stearate. In another embodiment the intragranular excipients comprise:

lactose in an amount from about 5% w/w to about 20% w/w, about 8% w/w to about 15% w/w, or about 8% w/w to about 14% w/w;

microcrystalline cellulose in an amount from about 5% w/w to about 20% w/w, about 8% w/w to about 20% w/w, or about 8% w/w to about 15% w/w;

croscarmellose sodium in an amount from about 0% w/w to about 10% w/w, about 2% w/w to about 5% w/w, or about 2% w/w to about 4% w/w; and

hydroxypropyl cellulose in an amount from about 0% w/w to about 2% w/w, about 0.1% w/w to about 1.1% w/w, or about 0.1% w/w to about 1% w/w; and

the extragranular excipients comprise:

croscarmellose sodium in an amount from about 0% w/w to about 5% w/w, about 2% w/w to about 5% w/w, or about 2% w/w to about 5% w/w;

sodium lauryl sulfate in an amount from about 0% w/w to about 10% w/w, about 4% w/w to about 8% w/w, or about 5% w/w to about 6% w/w;

colloidal silicon dioxide in an amount from about 0.1% w/w to about 1.5% w/w, about 0.4% w/w to about 0.8% w/w, or about 0.5% w/w to about 0.6% w/w; and

magnesium stearate in an amount from about 0.1% w/w to about 1.5% w/w, about 0.4% w/w to about 0.8% w/w, or about 0.5% w/w to about 0.6% w/w.

[00180] In another embodiment is a high-load solid tablet formulation comprising about 50% w/w to about 80% w/w of ibrutinib, and intragranular and extragranular excipients; wherein the intragranular excipients comprise lactose, sodium lauryl sulfate, polyvinylpyrrolidone and croscarmellose sodium; and the extragranular excipients comprise croscarmellose sodium, sodium lauryl sulfate, microcrystalline cellulose, colloidal silicon dioxide, and magnesium stearate. In another embodiment the intragranular excipients comprise:

lactose in an amount from about 10% w/w to about 20% w/w, or about 12% w/w to about 15% w/w;

polyvinylpyrrolidone in an amount from about 0% w/w to about 5% w/w, about 1% w/w to about 3% w/w;

croscarmellose sodium in an amount from about 1% w/w to about 10% w/w, or about 3% w/w to about 7% w/w; and

sodium lauryl sulfate in an amount from about 0% w/w to about 2% w/w, about 0.5% w/w to about 1.5% w/w; and

the extragranular excipients comprise:

croscarmellose sodium in an amount from about 0% w/w to about 5% w/w, about 1% w/w to about 3% w/w;

sodium lauryl sulfate in an amount from about 0% w/w to about 10% w/w or about 0% w/w to about 4% w/w;

microcrystalline cellulose in an amount from about 1% w/w to about 10% w/w, about 2% w/w to about 5% w/w;

colloidal silicon dioxide in an amount from about 0.4% w/w to about 0.8% w/w, or about 0.5% w/w to about 0.6% w/w; and

magnesium stearate in an amount from about 0.4% w/w to about 0.8% w/w, or about 0.5% w/w to about 0.6% w/w.

[00181] In another embodiment is a high-load solid tablet formulation comprising about 60% w/w to about 80% w/w of ibrutinib, and one or more pharmaceutically acceptable excipients wherein the one or more excipients are selected from the group consisting of diluents, binders, disintegrating agents, lubricants, glidants, and surfactants. In some embodiments, at least one excipient is a diluent. In some embodiments, the diluent is selected from the group consisting of lactose, sucrose, dextrose, dextrans, maltodextrin, mannitol, xylitol, sorbitol, cyclodextrins, calcium phosphate, calcium sulfate, starches, modified starches, cellulose, microcrystalline cellulose, microcellulose, and talc. In some embodiments, the diluent is cellulose. In some embodiments, the diluent is lactose; and lactose is present in an amount from about 5% w/w to about 20% w/w, about 8% w/w to about 20% w/w, or about 8% w/w to about 15% w/w. In some embodiments, the diluent is lactose; and lactose is present in an amount of about 8.5% w/w or about 14% w/w. In some embodiments, the diluent is microcrystalline cellulose. In some embodiments, the diluent is microcrystalline cellulose and the microcrystalline cellulose is present in an amount from about 1% w/w to about 20% w/w, about 1% w/w to about 10% w/w, about 1% w/w to about 5% w/w, 1% w/w to about 2% w/w, about 5% w/w to about 20% w/w, about 8% w/w to about 20% w/w, or about 8% w/w to about 15% w/w. In some embodiments, the diluent is microcrystalline cellulose and the microcrystalline cellulose is present in an amount from about 1% w/w to about 6% w/w or about 8.5% w/w or about 14% w/w. In some embodiments, the diluent comprises lactose and microcrystalline cellulose. In some embodiments, the lactose is present in an amount of about 10% w/w to about 15% w/w and microcrystalline cellulose is present in an amount from about 1% w/w to about 6% w/w. In some embodiments, the lactose is present in an amount of about 14% w/w and microcrystalline cellulose is present in an amount from about 2% w/w to about 5% w/w. In some embodiments, at least one excipient is a disintegrating agent. In some embodiments, the disintegrating agent is selected from the group consisting of natural starch, a pregelatinized starch, a sodium starch, methylcrystalline cellulose, methylcellulose, croscarmellose, croscarmellose sodium, cross-linked sodium carboxymethylcellulose, cross-linked carboxymethylcellulose, cross-linked croscarmellose, cross-linked starch such as sodium starch glycolate, cross-linked polymer such as crospovidone, cross-linked polyvinylpyrrolidone, sodium alginate, a clay, and a gum. In

some embodiments, the disintegrating agent is croscarmellose sodium; and croscarmellose sodium is present in an amount from about 0 to about 20% w/w, about 1% w/w to about 10% w/w, about 5% w/w to about 10% w/w, about 6% w/w to about 8% w/w, about 4% w/w to about 6% w/w, or about 2% w/w to about 4% w/w. In some embodiments, at least one excipient is a binder. In some embodiments, the binder is polyvinylpyrrolidone. In some embodiments, the polyvinylpyrrolidone is present in an amount from about 0 to about 10% w/w, about 1 to about 5% w/w, or about 2% w/w. In some embodiments, the binder is hydroxypropyl cellulose; and hydroxypropyl cellulose is present in an amount from about 0 to about 10% w/w, about 0 to about 5% w/w, about 0 to about 2% w/w, about 0.1% w/w to about 1.1% w/w, or about 0.1% w/w to about 1% w/w. In some embodiments, the formulation comprises lactose, microcrystalline cellulose, croscarmellose sodium, and hydroxypropyl cellulose. In some embodiments, at least one excipient is a surfactant. In some embodiments, the surfactant is sodium lauryl sulfate. In some embodiments, the surfactant is sodium lauryl sulfate in an amount from about 0 to about 10% w/w, about 0.5 to about 5% w/w, about 1 to about 4% w/w, about 4% w/w to about 8% w/w, or about 5% w/w to about 6% w/w. In some embodiments, at least one excipient is a glidant. In some embodiments, the glidant is silica (colloidal silicon dioxide). In some embodiments, the glidant is silica (colloidal silicon dioxide) and the silica (colloidal silicon dioxide) is present in an amount from about 0 to about 5% w/w, 0.1% w/w to about 1.5% w/w, about 0.4% w/w to about 0.8% w/w, or about 0.5% w/w to about 0.6% w/w. In some embodiments, at least one excipient is a lubricant. In some embodiments, the lubricant is magnesium stearate. In some embodiments, the lubricant is magnesium stearate and the magnesium stearate is present in an amount from about 0.01% w/w to about 5% w/w, 0.01% w/w to about 2% w/w, 0.1% w/w to about 0.7% w/w, or about 0.5% w/w to about 0.6% w/w. In some embodiments, the excipients comprise lactose, microcrystalline cellulose, polyvinylpyrrolidone, croscarmellose sodium, sodium lauryl sulfate, colloidal silicon dioxide and magnesium stearate.

[00182] In another embodiment is a high-load solid tablet formulation comprising about 60% w/w to about 80% w/w of ibrutinib, and intragranular and extragranular excipients; wherein the intragranular excipients comprise lactose, microcrystalline cellulose, croscarmellose sodium, and hydroxypropyl cellulose; and the extragranular excipients comprise croscarmellose sodium, sodium lauryl sulfate, colloidal silicon dioxide, and magnesium stearate. In another embodiment the intragranular excipients comprise

lactose in an amount from about 5% w/w to about 20% w/w, about 8% w/w to about 15% w/w, or about 8% w/w to about 14% w/w;

microcrystalline cellulose in an amount from about 5% w/w to about 20% w/w, about 8% w/w to about 20% w/w, or about 8% w/w to about 15% w/w;
croscarmellose sodium in an amount from about 0% w/w to about 10% w/w, about 2% w/w to about 5% w/w, or about 2% w/w to about 4% w/w; and
hydroxypropyl cellulose in an amount from about 0% w/w to about 2% w/w, about 0.1% w/w to about 1.1% w/w, or about 0.1% w/w to about 1% w/w; and
the extragranular excipients comprise
croscarmellose sodium in an amount from about 0% w/w to about 5% w/w, about 2% w/w to about 5% w/w, or about 2% w/w to about 5% w/w;
sodium lauryl sulfate in an amount from about 0% w/w to about 10% w/w, about 4% w/w to about 8% w/w, or about 5% w/w to about 6% w/w;
colloidal silicon dioxide in an amount from about 0.1% w/w to about 1.5% w/w, about 0.4% w/w to about 0.8% w/w, or about 0.5% w/w to about 0.6% w/w; and
magnesium stearate in an amount from about 0.1% w/w to about 1.5% w/w, about 0.4% w/w to about 0.8% w/w, or about 0.5% w/w to about 0.6% w/w.

[00183] In another embodiment is a high-load solid tablet formulation comprising about 60% w/w to about 80% w/w of ibrutinib, and intragranular and extragranular excipients; wherein the intragranular excipients comprise lactose, microcrystalline cellulose, sodium lauryl sulfate, polyvinylpyrrolidone and croscarmellose sodium; and the extragranular excipients comprise croscarmellose sodium, sodium lauryl sulfate, colloidal silicon dioxide, and magnesium stearate. In another embodiment the intragranular excipients comprise:

lactose in an amount from about 10% w/w to about 20% w/w, or about 12% w/w to about 15% w/w;
microcrystalline cellulose in an amount from about 1% w/w to about 10% w/w, about 2% w/w to about 5% w/w;
polyvinylpyrrolidone in an amount from about 0% w/w to about 5% w/w, about 1% w/w to about 3% w/w;
croscarmellose sodium in an amount from about 1% w/w to about 10% w/w, or about 3% w/w to about 7% w/w; and
sodium lauryl sulfate in an amount from about 0% w/w to about 2% w/w, about 0.5% w/w to about 1.5% w/w; and

the extragranular excipients comprise

croscarmellose sodium in an amount from about 0% w/w to about 5% w/w, about 1% w/w to about 3% w/w;

sodium lauryl sulfate in an amount from about 0% w/w to about 10% w/w or about 0% w/w to about 4% w/w;

colloidal silicon dioxide in an amount from about 0.4% w/w to about 0.8% w/w, or about 0.5% w/w to about 0.6% w/w; and

magnesium stearate in an amount from about 0.4% w/w to about 0.8% w/w, or about 0.5% w/w to about 0.6% w/w.

[00184] In another embodiment is a high-load solid tablet formulation comprising about 60% w/w to about 75% w/w of ibrutinib, and one or more pharmaceutically acceptable excipients wherein the one or more excipients are selected from the group consisting of diluents, binders, disintegrating agents, lubricants, glidants, and surfactants. In some embodiments, at least one excipient is a diluent. In some embodiments, the diluent is selected from the group consisting of lactose, sucrose, dextrose, dextrans, maltodextrin, mannitol, xylitol, sorbitol, cyclodextrins, calcium phosphate, calcium sulfate, starches, modified starches, cellulose, microcrystalline cellulose, microcellulose, and talc. In some embodiments, the diluent is cellulose. In some embodiments, the diluent is lactose; and lactose is present in an amount from about 5% w/w to about 20% w/w, about 8% w/w to about 20% w/w, or about 8% w/w to about 15% w/w. In some embodiments, the diluent is lactose; and lactose is present in an amount of about 8.5% w/w or about 14% w/w. In some embodiments, the diluent is microcrystalline cellulose. In some embodiments, the diluent is microcrystalline cellulose and the microcrystalline cellulose is present in an amount from about 1% w/w to about 20% w/w, about 1% w/w to about 10% w/w, about 1% w/w to about 5% w/w, 1% w/w to about 2% w/w, about 5% w/w to about 20% w/w, about 8% w/w to about 20% w/w, or about 8% w/w to about 15% w/w. In some embodiments, the diluent is microcrystalline cellulose and the microcrystalline cellulose is present in an amount from about 1% w/w to about 6% w/w or about 8.5% w/w or about 14% w/w. In some embodiments, the diluent comprises lactose and microcrystalline cellulose. In some embodiments, the lactose is present in an amount of about 10% w/w to about 15% w/w and microcrystalline cellulose is present in an amount from about 1% w/w to about 6% w/w. In some embodiments, the lactose is present in an amount of about 14% w/w and microcrystalline cellulose is present in an amount from about 2% w/w to about 5% w/w. In some embodiments, at least one excipient is a disintegrating agent. In some embodiments, the disintegrating agent is selected from the group consisting of natural starch, a pregelatinized starch, a sodium starch, methylcrystalline cellulose, methylcellulose, croscarmellose, croscarmellose sodium, cross-linked sodium carboxymethylcellulose, cross-linked carboxymethylcellulose, cross-linked croscarmellose, cross-linked starch such as sodium starch glycolate, cross-linked polymer such as crospovidone, cross-linked polyvinylpyrrolidone, sodium alginate, a clay, and a gum. In

some embodiments, the disintegrating agent is croscarmellose sodium; and croscarmellose sodium is present in an amount from about 0 to about 20% w/w, about 1% w/w to about 10% w/w, about 5% w/w to about 10% w/w, about 6% w/w to about 8% w/w, about 4% w/w to about 6% w/w, or about 2% w/w to about 4% w/w. In some embodiments, at least one excipient is a binder. In some embodiments, the binder is polyvinylpyrrolidone. In some embodiments, the polyvinylpyrrolidone is present in an amount from about 0 to about 10% w/w, about 1 to about 5% w/w, or about 2% w/w. In some embodiments, the binder is hydroxypropyl cellulose; and hydroxypropyl cellulose is present in an amount from about 0 to about 10% w/w, about 0 to about 5% w/w, about 0 to about 2% w/w, about 0.1% w/w to about 1.1% w/w, or about 0.1% w/w to about 1% w/w. In some embodiments, the formulation comprises lactose, microcrystalline cellulose, croscarmellose sodium, and hydroxypropyl cellulose. In some embodiments, at least one excipient is a surfactant. In some embodiments, the surfactant is sodium lauryl sulfate. In some embodiments, the surfactant is sodium lauryl sulfate in an amount from about 0 to about 10% w/w, about 0.5 to about 5% w/w, about 1 to about 4% w/w, about 4% w/w to about 8% w/w, or about 5% w/w to about 6% w/w. In some embodiments, at least one excipient is a glidant. In some embodiments, the glidant is silica (colloidal silicon dioxide). In some embodiments, the glidant is silica (colloidal silicon dioxide) and the silica (colloidal silicon dioxide) is present in an amount from about 0 to about 5% w/w, 0.1% w/w to about 1.5% w/w, about 0.4% w/w to about 0.8% w/w, or about 0.5% w/w to about 0.6% w/w. In some embodiments, at least one excipient is a lubricant. In some embodiments, the lubricant is magnesium stearate. In some embodiments, the lubricant is magnesium stearate and the magnesium stearate is present in an amount from about 0.01% w/w to about 5% w/w, 0.01% w/w to about 2% w/w, 0.1% w/w to about 0.7% w/w, or about 0.5% w/w to about 0.6% w/w. In some embodiments, the excipients comprise lactose, microcrystalline cellulose, polyvinylpyrrolidone, croscarmellose sodium, sodium lauryl sulfate, colloidal silicon dioxide and magnesium stearate.

[00185] In another embodiment is a high-load solid tablet formulation comprising about 60% w/w to about 75% w/w of ibrutinib, and intragranular and extragranular excipients; wherein the intragranular excipients comprise lactose, microcrystalline cellulose, croscarmellose sodium, and hydroxypropyl cellulose; and the extragranular excipients comprise croscarmellose sodium, sodium lauryl sulfate, colloidal silicon dioxide, and magnesium stearate. In another embodiment the intragranular excipients comprise:

lactose in an amount from about 5% w/w to about 20% w/w, about 8% w/w to about 15% w/w, or about 8% w/w to about 14% w/w;

microcrystalline cellulose in an amount from about 5% w/w to about 20% w/w, about 8% w/w to about 20% w/w, or about 8% w/w to about 15% w/w;

croscarmellose sodium in an amount from about 0% w/w to about 10% w/w, about 2% w/w to about 5% w/w, or about 2% w/w to about 4% w/w; and

hydroxypropyl cellulose in an amount from about 0% w/w to about 2% w/w, about 0.1% w/w to about 1.1% w/w, or about 0.1% w/w to about 1% w/w; and

the extragranular excipients comprise:

croscarmellose sodium in an amount from about 0% w/w to about 5% w/w, about 2% w/w to about 5% w/w, or about 2% w/w to about 5% w/w;

sodium lauryl sulfate in an amount from about 0% w/w to about 10% w/w, about 4% w/w to about 8% w/w, or about 5% w/w to about 6% w/w;

colloidal silicon dioxide in an amount from about 0.1% w/w to about 1.5% w/w, about 0.4% w/w to about 0.8% w/w, or about 0.5% w/w to about 0.6% w/w; and

magnesium stearate in an amount from about 0.1% w/w to about 1.5% w/w, about 0.4% w/w to about 0.8% w/w, or about 0.5% w/w to about 0.6% w/w.

[00186] In another embodiment is a high-load solid tablet formulation comprising about 60% w/w to about 75% w/w of ibrutinib, and intragranular and extragranular excipients; wherein the intragranular excipients comprise lactose, microcrystalline cellulose, sodium lauryl sulfate, polyvinylpyrrolidone and croscarmellose sodium; and the extragranular excipients comprise croscarmellose sodium, sodium lauryl sulfate, colloidal silicon dioxide, and magnesium stearate.

In another embodiment the intragranular excipients comprise:

lactose in an amount from about 10% w/w to about 20% w/w, or about 12% w/w to about 15% w/w;

microcrystalline cellulose in an amount from about 1% w/w to about 10% w/w, about 2% w/w to about 5% w/w;

polyvinylpyrrolidone in an amount from about 0% w/w to about 5% w/w, about 1% w/w to about 3% w/w;

croscarmellose sodium in an amount from about 1% w/w to about 10% w/w, or about 3% w/w to about 7% w/w; and

sodium lauryl sulfate in an amount from about 0% w/w to about 2% w/w, about 0.5% w/w to about 1.5% w/w; and

the extragranular excipients comprise:

croscarmellose sodium in an amount from about 0% w/w to about 5% w/w, about 1% w/w to about 3% w/w;

sodium lauryl sulfate in an amount from about 0% w/w to about 10% w/w or about 0% w/w to about 4% w/w;

colloidal silicon dioxide in an amount from about 0.4% w/w to about 0.8% w/w, or about 0.5% w/w to about 0.6% w/w; and

magnesium stearate in an amount from about 0.4% w/w to about 0.8% w/w, or about 0.5% w/w to about 0.6% w/w.

[00187] In another embodiment is a high-load solid tablet formulation comprising :

- a) about 69% w/w to about 71% w/w of ibrutinib,
- b) about 13% w/w to about 15% w/w of lactose monohydrate,
- c) about 2% w/w to about 5% w/w of microcrystalline cellulose,
- d) about 1% w/w to about 3% w/w of polyvinylpyrrolidone,
- e) about 6% w/w to about 8% w/w of croscarmellose sodium,
- f) about 1% w/w to about 4% w/w of sodium lauryl sulfate,
- g) about 0.4% w/w to about 0.6% w/w of colloidal silicon dioxide, and
- h) about 0.4% w/w to about 0.6% w/w of magnesium stearate.

[00188] In another embodiment is a high-load solid tablet formulation comprising:

- a) about 70% w/w of ibrutinib,
- b) about 14% w/w of lactose monohydrate,
- c) about 5% w/w of microcrystalline cellulose,
- d) about 2% w/w of polyvinylpyrrolidone,
- e) about 7% w/w of croscarmellose sodium,
- f) about 1% w/w of sodium lauryl sulfate,
- g) about 0.5% w/w of colloidal silicon dioxide, and
- h) about 0.5% w/w of magnesium stearate.

[00189] In one embodiment, the tablet formulation is as described above and croscarmellose sodium is about 5% intra and about 2% extra. In another embodiment, sodium lauryl sulfate is about 1% intra and about 0% extra.

[00190] In another embodiment is a high-load solid tablet formulation comprising:

- a) about 70% w/w of ibrutinib,
- b) about 14% w/w of lactose monohydrate,
- c) about 2% w/w of microcrystalline cellulose,
- d) about 2% w/w of polyvinylpyrrolidone,
- e) about 7% w/w of croscarmellose sodium,
- f) about 4% w/w of sodium lauryl sulfate,
- g) about 0.5% w/w of colloidal silicon dioxide, and

h) about 0.5% w/w of magnesium stearate.

[00191] In one embodiment, the tablet formulation is as described above and croscarmellose sodium is about 5% intra and about 2% extra. In another embodiment, sodium lauryl sulfate is about 1% intra and about 3% extra.

[00192] In another embodiment, the high-load solid tablet comprises lactose, polyvinylpyrrolidone, sodium lauryl sulfate, crospovidone, colloidal silicon dioxide, and magnesium stearate. In another embodiment is a high-load solid tablet formulation comprising:

- a) about 65% w/w to about 75% w/w, or about 70% w/w of ibrutinib,
- b) about 14% w/w to about 18% w/w, or about 16% w/w of lactose monohydrate,
- c) about 1% w/w to about 3% w/w, or about 2% w/w of polyvinylpyrrolidone,
- d) about 0.5% w/w to about 1.5% w/w, or about 1% w/w of sodium lauryl sulfate,
- e) about 5% w/w to about 15% w/w, or about 10% w/w of crospovidone,
- f) about 0.3% w/w to about 0.7% w/w, or about 0.5% w/w of colloidal silicon

dioxide, and

- g) about 0.3% w/w to about 0.7% w/w, or about 0.5% w/w of magnesium stearate.

[00193] In another embodiment is a high-load solid tablet formulation comprising:

- a) about 59% w/w to about 61% w/w of ibrutinib,
- b) about 13% w/w to about 15% w/w of lactose,
- c) about 13% w/w to about 15% w/w of microcrystalline cellulose,
- d) about 4% w/w to about 6% w/w of croscarmellose sodium,
- e) about 5% w/w to about 7% w/w of sodium lauryl sulfate,
- f) about 0.4% w/w to about 0.6% w/w of colloidal silicon dioxide, and
- g) about 0.4% w/w to about 0.6% w/w of magnesium stearate.

[00194] In some embodiments, the total weight of a tablet is about 934 mg.

[00195] In another embodiment is a high-load solid tablet formulation comprising:

- a) about 59% w/w to about 61% w/w of ibrutinib,
- b) about 13% w/w to about 14% w/w of lactose,
- c) about 13% w/w to about 14% w/w of microcrystalline cellulose,
- d) about 2% w/w to about 3% w/w of croscarmellose sodium(intragranular),
- e) about 0.8% w/w to about 1.2% w/w of hydroxypropyl cellulose,
- f) about 2% w/w to about 3% w/w of croscarmellose sodium(extragranular),
- g) about 5.5 to about 6.5% w/w of sodium lauryl sulfate,
- h) about 0.4% w/w to about 0.6% w/w of colloidal silicon dioxide, and
- i) about 0.4% w/w to about 0.6% w/w of magnesium stearate.

[00196] In some embodiments, the total weight of a tablet is about 934 mg.

[00197] In another embodiment is a high-load solid tablet formulation comprising :

- a) about 69% w/w to about 71% w/w of ibrutinib,
- b) about 8% w/w to about 9% w/w of lactose,
- c) about 8 to about 9% w/w of microcrystalline cellulose,
- d) about 2.5 to about 3.5% w/w of croscarmellose sodium (intragranular),
- e) about 2.5 to about 3.5% w/w of croscarmellose sodium (extragranular),
- g) about 5.5 to about 6.5% w/w of sodium lauryl sulfate,
- h) about 0.4% w/w to about 0.6% w/w of colloidal silicon dioxide, and
- i) about 0.4% w/w to about 0.6% w/w of magnesium stearate.

[00198] In some embodiments of a tablet described herein the total weight of the tablet is about 50 mg to about 1.2 g, such as about 50 mg, about 100 mg, about 200 mg, about 400 mg, about 600 mg, about 800 mg, or about 1.2 g, or any range between any two of the values, end points inclusive. In some embodiments, the total weight of a tablet is about 800 mg.

[00199] In some embodiments of the high-load solid tablet formulations described herein, the ibrutinib is in an amount of about 35 mg to about 840 mg per tablet, such as about 35 mg, about 70 mg, about 140 mg, about 280 mg, about 420 mg, about 560 mg, or about 840 mg, or any range between any two of the values, end points inclusive. In some embodiments of the high-load solid tablet formulations described herein, the ibrutinib is in an amount of about 560 mg. In some embodiments of the high-load solid tablet formulations described herein, the ibrutinib is in micronized form. In some embodiments of the high-load solid tablet formulations described herein, the formulation is used for once a day dosing. In some embodiments of the high-load solid tablet formulations described herein, the formulation is in an oral dosage form containing a therapeutically effective amount of ibrutinib.

[00200] In some embodiments, the high-load solid tablet formulations described herein are prepared by a process comprising a wet granulation method.

[00201] In another embodiment is a method of treating a disease in a patient in need of such treatment, comprising administering to the patient a therapeutically effective amount of a pharmaceutical composition or formulation described herein.

[00202] In another embodiment is a method of treating an autoimmune disease in a patient in need of such treatment, comprising administering to the patient a therapeutically effective amount of a pharmaceutical composition or formulation described herein. In some embodiments, the autoimmune disease is rheumatoid arthritis or lupus. In another embodiment is a method of treating rheumatoid arthritis in a patient in need of such treatment, comprising administering to the patient a therapeutically effective amount of a pharmaceutical composition or formulation described herein. In another embodiment is a method of treating lupus in a

patient in need of such treatment, comprising administering to the patient a therapeutically effective amount of a pharmaceutical composition or formulation described herein.

[00203] In another embodiment is a method of treating a heteroimmune disease in a patient in need of such treatment, comprising administering to the patient a therapeutically effective amount of a pharmaceutical composition or formulation described herein.

[00204] In another embodiment is a method of treating cancer in a patient in need of such treatment, comprising administering to the patient a therapeutically effective amount of a pharmaceutical composition or formulation described herein. In some embodiments, the cancer is a B-cell proliferative disorder. In some embodiments, the cancer is a B-cell proliferative disorder and the B-cell proliferative disorder is diffuse large B cell lymphoma, follicular lymphoma or chronic lymphocytic leukemia. In some embodiments, the cancer is a B-cell proliferative disorder and the B-cell proliferative disorder is diffuse large B cell lymphoma. In some embodiments, the cancer is a B-cell proliferative disorder and the B-cell proliferative disorder is follicular lymphoma.

[00205] In another embodiment is a method of treating cancer in a patient in need of such treatment, comprising administering to the patient a therapeutically effective amount of a pharmaceutical composition or formulation described herein, wherein the cancer is a B cell malignancy. In some embodiments, the cancer is a B cell malignancy and the B cell malignancy selected from chronic lymphocytic leukemia (CLL)/ small lymphocytic lymphoma (SLL), mantle cell lymphoma (MCL), diffuse large B Cell lymphoma (DLBCL), and multiple myeloma. In some embodiments, the cancer is a B cell malignancy and the B cell malignancy is chronic lymphocytic leukemia (CLL)/ small lymphocytic lymphoma (SLL). In some embodiments, the cancer is a B cell malignancy and the B cell malignancy is mantle cell lymphoma (MCL). In some embodiments, the cancer is a B cell malignancy and the B cell malignancy is diffuse large B Cell lymphoma (DLBCL). In some embodiments, the cancer is a B cell malignancy and the B cell malignancy is multiple myeloma.

[00206] In another embodiment is a method of treating cancer in a patient in need of such treatment, comprising administering to the patient a therapeutically effective amount of a pharmaceutical composition or formulation described herein, wherein the cancer is a lymphoma, leukemia or a solid tumor. In another embodiment is a method of treating cancer in a patient in need of such treatment, comprising administering to the patient a therapeutically effective amount of a pharmaceutical composition or formulation described herein, wherein the cancer is a lymphoma. In another embodiment is a method of treating cancer in a patient in need of such treatment, comprising administering to the patient a therapeutically effective amount of a pharmaceutical composition or formulation described herein, wherein the cancer is a leukemia.

In another embodiment is a method of treating cancer in a patient in need of such treatment, comprising administering to the patient a therapeutically effective amount of a pharmaceutical composition or formulation described herein, wherein the cancer is a solid tumor.

[00207] In another embodiment is a method of treating cancer in a patient in need of such treatment, comprising administering to the patient a therapeutically effective amount of a pharmaceutical composition or formulation described herein, wherein the cancer is diffuse large B cell lymphoma, follicular lymphoma, chronic lymphocytic lymphoma, chronic lymphocytic leukemia, B-cell prolymphocytic leukemia, lymphoplasmacytic lymphoma/Waldenström macroglobulinemia, splenic marginal zone lymphoma, plasma cell myeloma, plasmacytoma, extranodal marginal zone B cell lymphoma, nodal marginal zone B cell lymphoma, mantle cell lymphoma, mediastinal (thymic) large B cell lymphoma, intravascular large B cell lymphoma, primary effusion lymphoma, burkitt lymphoma/leukemia, or lymphomatoid granulomatosis. In another embodiment is a method of treating cancer in a patient in need of such treatment, comprising administering to the patient a therapeutically effective amount of a pharmaceutical composition or formulation described herein, wherein the cancer is diffuse large B cell lymphoma. In another embodiment is a method of treating cancer in a patient in need of such treatment, comprising administering to the patient a therapeutically effective amount of a pharmaceutical composition or formulation described herein, wherein the cancer is follicular lymphoma. In another embodiment is a method of treating cancer in a patient in need of such treatment, comprising administering to the patient a therapeutically effective amount of a pharmaceutical composition or formulation described herein, wherein the cancer is chronic lymphocytic lymphoma. In another embodiment is a method of treating cancer in a patient in need of such treatment, comprising administering to the patient a therapeutically effective amount of a pharmaceutical composition or formulation described herein, wherein the cancer is chronic lymphocytic leukemia. In another embodiment is a method of treating cancer in a patient in need of such treatment, comprising administering to the patient a therapeutically effective amount of a pharmaceutical composition or formulation described herein, wherein the cancer is B-cell prolymphocytic leukemia. In another embodiment is a method of treating cancer in a patient in need of such treatment, comprising administering to the patient a therapeutically effective amount of a pharmaceutical composition or formulation described herein, wherein the cancer is lymphoplasmacytic lymphoma/Waldenström macroglobulinemia. In another embodiment is a method of treating cancer in a patient in need of such treatment, comprising administering to the patient a therapeutically effective amount of a pharmaceutical composition or formulation described herein, wherein the cancer is splenic marginal zone lymphoma. In another embodiment is a method of treating cancer in a patient in need of such

treatment, comprising administering to the patient a therapeutically effective amount of a pharmaceutical composition or formulation described herein, wherein the cancer is plasma cell myeloma. In another embodiment is a method of treating cancer in a patient in need of such treatment, comprising administering to the patient a therapeutically effective amount of a pharmaceutical composition or formulation described herein, wherein the cancer is plasmacytoma. In another embodiment is a method of treating cancer in a patient in need of such treatment, comprising administering to the patient a therapeutically effective amount of a pharmaceutical composition or formulation described herein, wherein the cancer is extranodal marginal zone B cell lymphoma. In another embodiment is a method of treating cancer in a patient in need of such treatment, comprising administering to the patient a therapeutically effective amount of a pharmaceutical composition or formulation described herein, wherein the cancer is nodal marginal zone B cell lymphoma. In another embodiment is a method of treating cancer in a patient in need of such treatment, comprising administering to the patient a therapeutically effective amount of a pharmaceutical composition or formulation described herein, wherein the cancer is mantle cell lymphoma. In another embodiment is a method of treating cancer in a patient in need of such treatment, comprising administering to the patient a therapeutically effective amount of a pharmaceutical composition or formulation described herein, wherein the cancer is mediastinal (thymic) large B cell lymphoma. In another embodiment is a method of treating cancer in a patient in need of such treatment, comprising administering to the patient a therapeutically effective amount of a pharmaceutical composition or formulation described herein, wherein the cancer is intravascular large B cell lymphoma. In another embodiment is a method of treating cancer in a patient in need of such treatment, comprising administering to the patient a therapeutically effective amount of a pharmaceutical composition or formulation described herein, wherein the cancer is primary effusion lymphoma. In another embodiment is a method of treating cancer in a patient in need of such treatment, comprising administering to the patient a therapeutically effective amount of a pharmaceutical composition or formulation described herein, wherein the cancer is burkitt lymphoma/leukemia. In another embodiment is a method of treating cancer in a patient in need of such treatment, comprising administering to the patient a therapeutically effective amount of a pharmaceutical composition or formulation described herein, wherein the cancer is lymphomatoid granulomatosis.

[00208] In some embodiments, the composition is for use in treatment of a sarcoma or carcinoma. In some embodiments, the composition is for use in treatment of a sarcoma. In some embodiments, the composition is for use in treatment of a carcinoma. In some embodiments, the sarcoma is selected from alveolar rhabdomyosarcoma; alveolar soft part sarcoma;

ameloblastoma; angiosarcoma; chondrosarcoma; chordoma; clear cell sarcoma of soft tissue; dedifferentiated liposarcoma; desmoid; desmoplastic small round cell tumor; embryonal rhabdomyosarcoma; epithelioid fibrosarcoma; epithelioid hemangioendothelioma; epithelioid sarcoma; esthesioneuroblastoma; Ewing sarcoma; extrarenal rhabdoid tumor; extraskeletal myxoid chondrosarcoma; extraskeletal osteosarcoma; fibrosarcoma; giant cell tumor; hemangiopericytoma; infantile fibrosarcoma; inflammatory myofibroblastic tumor; Kaposi sarcoma; leiomyosarcoma of bone; liposarcoma; liposarcoma of bone; malignant fibrous histiocytoma (MFH); malignant fibrous histiocytoma (MFH) of bone; malignant mesenchymoma; malignant peripheral nerve sheath tumor; mesenchymal chondrosarcoma; myxofibrosarcoma; myxoid liposarcoma; myxoinflammatory fibroblastic sarcoma; neoplasms with perivascular epithelioid cell differentiation; osteosarcoma; parosteal osteosarcoma; neoplasm with perivascular epithelioid cell differentiation; periosteal osteosarcoma; pleomorphic liposarcoma; pleomorphic rhabdomyosarcoma; PNET/extraskeletal Ewing tumor; rhabdomyosarcoma; round cell liposarcoma; small cell osteosarcoma; solitary fibrous tumor; synovial sarcoma; telangiectatic osteosarcoma. In some embodiments, the carcinoma is selected from an adenocarcinoma, squamous cell carcinoma, adenosquamous carcinoma, anaplastic carcinoma, large cell carcinoma, or small cell carcinoma. In some embodiments, the solid tumor is selected from anal cancer; appendix cancer; bile duct cancer (i.e., cholangiocarcinoma); bladder cancer; brain tumor; breast cancer; HER2-amplified breast cancer; cervical cancer; colon cancer; cancer of Unknown Primary (CUP); esophageal cancer; eye cancer; fallopian tube cancer; kidney cancer; renal cell carcinoma; liver cancer; lung cancer; medulloblastoma; melanoma; oral cancer; ovarian cancer; pancreatic cancer; pancreatic ductal cancer; parathyroid disease; penile cancer; pituitary tumor; prostate cancer; rectal cancer; skin cancer; stomach cancer; testicular cancer; throat cancer; thyroid cancer; uterine cancer; vaginal cancer; or vulvar cancer. In some embodiments, the carcinoma is breast cancer. In some embodiments, the breast cancer is invasive ductal carcinoma, ductal carcinoma in situ, invasive lobular carcinoma, or lobular carcinoma in situ. In some embodiments, the carcinoma is pancreatic cancer. In some embodiments, the pancreatic cancer is adenocarcinoma, or islet cell carcinoma. In some embodiments, the carcinoma is colorectal cancer. In some embodiments, the colorectal cancer is adenocarcinoma. In some embodiments, the solid tumor is a colon polyp. In some embodiments, the colon polyp is associated with familial adenomatous polyposis. In some embodiments, the carcinoma is bladder cancer. In some embodiments, the bladder cancer is transitional cell bladder cancer, squamous cell bladder cancer, or adenocarcinoma. In some embodiments, the carcinoma is lung cancer. In some embodiments, the lung cancer is a non-small cell lung cancer. In some embodiments, the non-small cell lung cancer is adenocarcinoma, squamous-cell

lung carcinoma, or large-cell lung carcinoma. In some embodiments, the non-small cell lung cancer is large cell lung cancer. In some embodiments, the lung cancer is a small cell lung cancer. In some embodiments, the carcinoma is prostate cancer. In some embodiments, the prostate cancer is adenocarcinoma or small cell carcinoma. In some embodiments, the carcinoma is ovarian cancer. In some embodiments, the ovarian cancer is epithelial ovarian cancer. In some embodiments, the carcinoma is bile duct cancer. In some embodiments, the bile duct cancer is proximal bile duct carcinoma or distal bile duct carcinoma.

[00209] In another embodiment is a method of treating mastocytosis in a patient in need of such treatment, comprising administering to the patient a therapeutically effective amount of a pharmaceutical composition or formulation described herein.

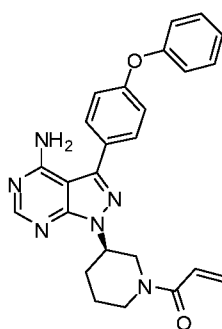
[00210] In another embodiment is a method of treating osteoporosis or bone resorption disorders in a patient in need of such treatment, comprising administering to the patient a therapeutically effective amount of a pharmaceutical composition or formulation described herein. In another embodiment is a method of treating osteoporosis in a patient in need of such treatment, comprising administering to the patient a therapeutically effective amount of a pharmaceutical composition or formulation described herein. In another embodiment is a method of treating bone resorption disorders in a patient in need of such treatment, comprising administering to the patient a therapeutically effective amount of a pharmaceutical composition or formulation described herein.

[00211] In another embodiment is a method of treating an inflammatory disease or condition in a patient in need of such treatment, comprising administering to the patient a therapeutically effective amount of a pharmaceutical composition or formulation described herein.

[00212] In another embodiment is a method of treating lupus in a patient in need of such treatment, comprising administering to the patient a therapeutically effective amount of a pharmaceutical composition or formulation described herein.

[00213] In another aspect is a process for preparing a pharmaceutical composition described herein wherein the process comprises a wet granulation method.

[00214] In another aspect is a process for preparing a pharmaceutical composition comprising ibrutinib, wherein ibrutinib is a compound with the structure of Compound 1,



Compound 1;

the process comprises a wet granulation method; and the pharmaceutical composition comprises at least 50% w/w of ibrutinib.

[00215] In another embodiment is a process for preparing a pharmaceutical composition comprising ibrutinib, wherein the process comprises a wet granulation method and the pharmaceutical composition comprises about 30% w/w to about 90% w/w of ibrutinib. In another embodiment is a process for preparing a pharmaceutical composition comprising ibrutinib, wherein the process comprises a wet granulation method and the pharmaceutical composition comprises about 40% w/w to about 90% w/w of ibrutinib. In another embodiment is a process for preparing a pharmaceutical composition comprising ibrutinib, wherein the process comprises a wet granulation method and the pharmaceutical composition comprises about 50% w/w to about 90% w/w of ibrutinib. In another embodiment is a process for preparing a pharmaceutical composition comprising ibrutinib, wherein the process comprises a wet granulation method and the pharmaceutical composition comprises about 40% w/w to about 80% w/w of ibrutinib. In another embodiment is a process for preparing a pharmaceutical composition comprising ibrutinib, wherein the process comprises a wet granulation method and the pharmaceutical composition comprises about 50% w/w to about 80% w/w of ibrutinib. In another embodiment is a process for preparing a pharmaceutical composition comprising ibrutinib, wherein the process comprises a wet granulation method and the pharmaceutical composition comprises about 60% w/w to about 80% w/w of ibrutinib. In another embodiment is a process for preparing a pharmaceutical composition comprising ibrutinib, wherein the process comprises a wet granulation method and the pharmaceutical composition comprises about 50% w/w to about 75% w/w of ibrutinib. In another embodiment is a process for preparing a pharmaceutical composition comprising ibrutinib, wherein the process comprises a wet granulation method and the pharmaceutical composition comprises about 60% w/w to about 75% w/w of ibrutinib.

[00216] In another embodiment provided is a process for preparing a high-load solid tablet formulation comprising at least 50% w/w of ibrutinib, about 50% w/w to about 90% w/w of ibrutinib, about 50% w/w to about 80% w/w of ibrutinib, about 60% w/w to about 80% w/w of ibrutinib, or about 60% w/w to about 75% w/w of ibrutinib, and one or more pharmaceutically acceptable excipients, wherein the process comprises a wet granulation method. In another embodiment provided is a process for preparing a high-load solid tablet formulation comprising at least 30% w/w of ibrutinib, and one or more pharmaceutically acceptable excipients, wherein the process comprises a wet granulation method. In another embodiment provided is a process for preparing a high-load solid tablet formulation comprising at least 40% w/w of ibrutinib, and one or more pharmaceutically acceptable excipients, wherein the process comprises a wet

granulation method. In another embodiment provided is a process for preparing a high-load solid tablet formulation comprising at least 50% w/w of ibrutinib, and one or more pharmaceutically acceptable excipients, wherein the process comprises a wet granulation method. In another embodiment provided is a process for preparing a high-load solid tablet formulation comprising about 30% w/w to about 90% w/w of ibrutinib, and one or more pharmaceutically acceptable excipients, wherein the process comprises a wet granulation method. In another embodiment provided is a process for preparing a high-load solid tablet formulation comprising about 40% w/w to about 90% w/w of ibrutinib, and one or more pharmaceutically acceptable excipients, wherein the process comprises a wet granulation method. In another embodiment provided is a process for preparing a high-load solid tablet formulation comprising about 50% w/w to about 90% w/w of ibrutinib, and one or more pharmaceutically acceptable excipients, wherein the process comprises a wet granulation method. In another embodiment provided is a process for preparing a high-load solid tablet formulation comprising about 40% w/w to about 80% w/w of ibrutinib, and one or more pharmaceutically acceptable excipients, wherein the process comprises a wet granulation method. In another embodiment provided is a process for preparing a high-load solid tablet formulation comprising about 50% w/w to about 80% w/w of ibrutinib, and one or more pharmaceutically acceptable excipients, wherein the process comprises a wet granulation method. In another embodiment provided is a process for preparing a high-load solid tablet formulation comprising about 60% w/w to about 80% w/w of ibrutinib, and one or more pharmaceutically acceptable excipients, wherein the process comprises a wet granulation method. In another embodiment provided is a process for preparing a high-load solid tablet formulation comprising about 50% w/w to about 75% w/w of ibrutinib, and one or more pharmaceutically acceptable excipients, wherein the process comprises a wet granulation method. In another embodiment provided is a process for preparing a high-load solid tablet formulation comprising about 60% w/w to about 75% w/w of ibrutinib, and one or more pharmaceutically acceptable excipients, wherein the process comprises a wet granulation method.

[00217] In another embodiment provided is a process for preparing a high-load solid tablet formulation comprising at least 50% w/w of ibrutinib, about 50% w/w to about 90% w/w of ibrutinib, about 50% w/w to about 80% w/w of ibrutinib, about 60% w/w to about 80% w/w of ibrutinib, or about 60% w/w to about 75% w/w of ibrutinib, and one or more pharmaceutically acceptable excipients present in a total amount from about 10% w/w to about 50% w/w, wherein the process comprises a wet granulation method. In another embodiment provided is a process for preparing a high-load solid tablet formulation comprising at least 50% w/w of ibrutinib, and

one or more pharmaceutically acceptable excipients present in a total amount no more than about 50% w/w, wherein the process comprises a wet granulation method. In another embodiment provided is a process for preparing a high-load solid tablet formulation comprising about 50% w/w to about 90% w/w of ibrutinib, and one or more pharmaceutically acceptable excipients present in a total amount from about 10% w/w to about 50% w/w, wherein the process comprises a wet granulation method. In another embodiment provided is a process for preparing a high-load solid tablet formulation comprising about 50% w/w to about 80% w/w of ibrutinib, and one or more pharmaceutically acceptable excipients present in a total amount from about 20% w/w to about 50% w/w, wherein the process comprises a wet granulation method. In another embodiment provided is a process for preparing a high-load solid tablet formulation comprising about 60% w/w to about 80% w/w of ibrutinib, and one or more pharmaceutically acceptable excipients present in a total amount from about 20% w/w to about 40% w/w, wherein the process comprises a wet granulation method. In another embodiment provided is a process for preparing a high-load solid tablet formulation comprising about 60% w/w to about 75% w/w of ibrutinib, and one or more pharmaceutically acceptable excipients present in a total amount from about 25% w/w to about 40% w/w, wherein the process comprises a wet granulation method.

[00218] In another embodiment provided is a process for preparing a high-load solid tablet formulation comprising at least 50% w/w of ibrutinib, and one or more pharmaceutically acceptable excipients selected from the group consisting of diluents, binders, disintegrating agents, lubricants, glidants, and surfactants, wherein the process comprises a wet granulation method. In some embodiments, at least one excipient is a diluent. In some embodiments, the diluent is selected from the group consisting of lactose, sucrose, dextrose, dextrans, maltodextrin, mannitol, xylitol, sorbitol, cyclodextrins, calcium phosphate, calcium sulfate, starches, modified starches, cellulose, microcrystalline cellulose, microcellulose, and talc. In some embodiments, the diluent is cellulose. In some embodiments, the diluent is the diluent is lactose; and lactose is present in an amount from about 5% w/w to about 20% w/w, about 8% w/w to about 20% w/w, or about 8% w/w to about 15% w/w. In some embodiments, the diluent is lactose; and lactose is present in an amount of about 8.5% w/w or about 14% w/w. In some embodiments, the diluent is microcrystalline cellulose. In some embodiments, the diluent is microcrystalline cellulose and the microcrystalline cellulose is present in an amount from about 1% w/w to about 20% w/w, about 1% w/w to about 10% w/w, about 1% w/w to about 5% w/w, 1% w/w to about 2% w/w, about 5% w/w to about 20% w/w, about 8% w/w to about 20% w/w, or about 8% w/w to about 15% w/w. In some embodiments, the diluent is microcrystalline cellulose and the microcrystalline cellulose is present in an amount from about 1% w/w to about

6% w/w or about 8.5% w/w or about 14% w/w. In some embodiments, the diluent comprises lactose and microcrystalline cellulose. In some embodiments, the lactose is present in an amount of about 10% w/w to about 15% w/w and microcrystalline cellulose is present in an amount from about 1% w/w to about 6% w/w. In some embodiments, the lactose is present in an amount of about 14% w/w and microcrystalline cellulose is present in an amount from about 2% w/w to about 5% w/w. In some embodiments, at least one excipient is a disintegrating agent. In some embodiments, the disintegrating agent is selected from the group consisting of natural starch, a pregelatinized starch, a sodium starch, methylcrystalline cellulose, methylcellulose, croscarmellose, croscarmellose sodium, cross-linked sodium carboxymethylcellulose, cross-linked carboxymethylcellulose, cross-linked croscarmellose, cross-linked starch such as sodium starch glycolate, cross-linked polymer such as crospovidone, cross-linked polyvinylpyrrolidone, sodium alginate, a clay, and a gum. In some embodiments, the disintegrating agent is croscarmellose sodium; and croscarmellose sodium is present in an amount from about 0 to about 20% w/w, about 1% w/w to about 10% w/w, about 5% w/w to about 10% w/w, about 6% w/w to about 8% w/w, about 4% w/w to about 6% w/w, or about 2% w/w to about 4% w/w. In some embodiments, at least one excipient is a binder. In some embodiments, the binder is polyvinylpyrrolidone. In some embodiments, the polyvinylpyrrolidone is present in an amount from about 0 to about 10% w/w, about 1 to about 5% w/w, or about 2% w/w. In some embodiments, the binder is hydroxypropyl cellulose; and hydroxypropyl cellulose is present in an amount from about 0 to about 10% w/w, about 0 to about 5% w/w, about 0 to about 2% w/w, about 0.1% w/w to about 1.1% w/w, or about 0.1% w/w to about 1% w/w. In some embodiments, the formulation comprises lactose, microcrystalline cellulose, croscarmellose sodium, and hydroxypropyl cellulose. In some embodiments, at least one excipient is a surfactant. In some embodiments, the surfactant is sodium lauryl sulfate. In some embodiments, the surfactant is sodium lauryl sulfate in an amount from about 0 to about 10% w/w, about 0.5 to about 5% w/w, about 1 to about 4% w/w, about 4% w/w to about 8% w/w, or about 5% w/w to about 6% w/w. In some embodiments, at least one excipient is a glidant. In some embodiments, the glidant is silica (colloidal silicon dioxide). In some embodiments, the glidant is silica (colloidal silicon dioxide) and the silica (colloidal silicon dioxide) is present in an amount from about 0 to about 5% w/w, 0.1% w/w to about 1.5% w/w, about 0.4% w/w to about 0.8% w/w, or about 0.5% w/w to about 0.6% w/w. In some embodiments, at least one excipient is a lubricant. In some embodiments, the lubricant is magnesium stearate. In some embodiments, the lubricant is magnesium stearate and the magnesium stearate is present in an amount from about 0.01% w/w to about 5% w/w, 0.01% w/w to about 2% w/w, 0.1% w/w to about 0.7% w/w, or about 0.5% w/w to about 0.6% w/w. In

some embodiments, the excipients comprise lactose, microcrystalline cellulose, polyvinylpyrrolidone, croscarmellose sodium, sodium lauryl sulfate, colloidal silicon dioxide and magnesium stearate.

[00219] In another embodiment provided is a process for preparing a high-load solid tablet formulation comprising at least 50% w/w of ibrutinib, and intragranular and extragranular excipients; wherein the process comprises a wet granulation method, the intragranular excipients comprise lactose, microcrystalline cellulose, croscarmellose sodium, and hydroxypropyl cellulose, and the extragranular excipients comprise croscarmellose sodium, sodium lauryl sulfate, colloidal silicon dioxide, and magnesium stearate. In another embodiment provided is a process for preparing a high-load solid tablet formulation comprising at least 50% w/w of ibrutinib, wherein the process comprises a wet granulation method, the intragranular excipients comprise

lactose in an amount from about 5% w/w to about 20% w/w, about 8% w/w to about 15% w/w, or about 8% w/w to about 14% w/w;

microcrystalline cellulose in an amount from about 5% w/w to about 20% w/w, about 8% w/w to about 20% w/w, or about 8% w/w to about 15% w/w;

croscarmellose sodium in an amount from about 0% w/w to about 10% w/w, about 2% w/w to about 5% w/w, or about 2% w/w to about 4% w/w; and

hydroxypropyl cellulose in an amount from about 0% w/w to about 2% w/w, about 0.1% w/w to about 1.1% w/w, or about 0.1% w/w to about 1% w/w; and

the extragranular excipients comprise

croscarmellose sodium in an amount from about 0% w/w to about 5% w/w, about 2% w/w to about 5% w/w, or about 2% w/w to about 5% w/w;

sodium lauryl sulfate in an amount from about 0% w/w to about 10% w/w, about 4% w/w to about 8% w/w, or about 5% w/w to about 6% w/w;

colloidal silicon dioxide in an amount from about 0.1% w/w to about 1.5% w/w, about 0.4% w/w to about 0.8% w/w, or about 0.5% w/w to about 0.6% w/w; and

magnesium stearate in an amount from about 0.1% w/w to about 1.5% w/w, about 0.4% w/w to about 0.8% w/w, or about 0.5% w/w to about 0.6% w/w.

[00220] In another embodiment provided is a process for preparing a high-load solid tablet formulation comprising at least 50% w/w of ibrutinib, and intragranular and extragranular excipients; wherein the process comprises a wet granulation method, the intragranular excipients comprise lactose, microcrystalline cellulose, sodium lauryl sulfate, polyvinylpyrrolidone and croscarmellose sodium, and the extragranular excipients comprise croscarmellose sodium, sodium lauryl sulfate, colloidal silicon dioxide, and magnesium stearate. In another embodiment

provided is a process for preparing a high-load solid tablet formulation comprising at least 50% w/w of ibrutinib, wherein the process comprises a wet granulation method, the intragranular excipients comprise

lactose in an amount from about 10% w/w to about 20% w/w, or about 12% w/w to about 15% w/w;

microcrystalline cellulose in an amount from about 1% w/w to about 10% w/w, about 2% w/w to about 5% w/w;

polyvinylpyrrolidone in an amount from about 0% w/w to about 5% w/w, about 1% w/w to about 3% w/w;

croscarmellose sodium in an amount from about 1% w/w to about 10% w/w, or about 3% w/w to about 7% w/w; and

sodium lauryl sulfate in an amount from about 0% w/w to about 2% w/w, about 0.5% w/w to about 1.5% w/w; and

the extragranular excipients comprise

croscarmellose sodium in an amount from about 0% w/w to about 5% w/w, about 1% w/w to about 3% w/w;

sodium lauryl sulfate in an amount from about 0% w/w to about 10% w/w or about 0% w/w to about 4% w/w;

colloidal silicon dioxide in an amount from about 0.4% w/w to about 0.8% w/w, or about 0.5% w/w to about 0.6% w/w; and

magnesium stearate in an amount from about 0.4% w/w to about 0.8% w/w, or about 0.5% w/w to about 0.6% w/w.

[00221] In another embodiment provided is a process for preparing a high-load solid tablet formulation comprising about 50% w/w to about 90% w/w of ibrutinib, and one or more pharmaceutically acceptable excipients selected from the group consisting of diluents, binders, disintegrating agents, lubricants, glidants, and surfactants. In some embodiments, at least one excipient is a diluent, wherein the process comprises a wet granulation method. In some embodiments, the diluent is selected from the group consisting of lactose, sucrose, dextrose, dextrates, maltodextrin, mannitol, xylitol, sorbitol, cyclodextrins, calcium phosphate, calcium sulfate, starches, modified starches, cellulose, microcrystalline cellulose, microcellulose, and talc. In some embodiments, the diluent is cellulose. In some embodiments, the diluent is lactose; and lactose is present in an amount from about 5% w/w to about 20% w/w, about 8% w/w to about 20% w/w, or about 8% w/w to about 15% w/w. In some embodiments, the diluent is lactose; and lactose is present in an amount of about 8.5% w/w or about 14% w/w. In some embodiments, the diluent is microcrystalline cellulose. In some embodiments, the

diluent is microcrystalline cellulose and the microcrystalline cellulose is present in an amount from about 1% w/w to about 20% w/w, about 1% w/w to about 10% w/w, about 1% w/w to about 5% w/w, 1% w/w to about 2% w/w, 5% w/w to about 20% w/w, about 8% w/w to about 20% w/w, or about 8% w/w to about 15% w/w. In some embodiments, the diluent is microcrystalline cellulose and the microcrystalline cellulose is present in an amount from about 1% w/w to about 6% w/w or about 8.5% w/w or about 14% w/w. In some embodiments, the diluent comprises lactose and microcrystalline cellulose. In some embodiments, the lactose is present in an amount of about 10% w/w to about 15% w/w and microcrystalline cellulose is present in an amount from about 1% w/w to about 6% w/w. In some embodiments, the lactose is present in an amount of about 14% w/w and microcrystalline cellulose is present in an amount from about 2% w/w to about 5% w/w. In some embodiments, at least one excipient is a disintegrating agent. In some embodiments, the disintegrating agent is selected from the group consisting of natural starch, a pregelatinized starch, a sodium starch, methylcrystalline cellulose, methylcellulose, croscarmellose, croscarmellose sodium, cross-linked sodium carboxymethylcellulose, cross-linked carboxymethylcellulose, cross-linked croscarmellose, cross-linked starch such as sodium starch glycolate, cross-linked polymer such as crospovidone, cross-linked polyvinylpyrrolidone, sodium alginate, a clay, and a gum. In some embodiments, the disintegrating agent is croscarmellose sodium; and croscarmellose sodium is present in an amount from about 0 to about 20% w/w, about 1% w/w to about 10% w/w, about 5% w/w to about 10% w/w, about 6% w/w to about 8% w/w, about 4% w/w to about 6% w/w, or about 2% w/w to about 4% w/w. In some embodiments, at least one excipient is a binder. In some embodiments, the binder is polyvinylpyrrolidone. In some embodiments, the polyvinylpyrrolidone is present in an amount from about 0 to about 10% w/w, about 1 to about 5% w/w, or about 2% w/w. In some embodiments, the binder is hydroxypropyl cellulose; and hydroxypropyl cellulose is present in an amount from about 0 to about 10% w/w, about 0 to about 5% w/w, about 0 to about 2% w/w, about 0.1% w/w to about 1.1% w/w, or about 0.1% w/w to about 1% w/w. In some embodiments, the formulation comprises lactose, microcrystalline cellulose, croscarmellose sodium, and hydroxypropyl cellulose. In some embodiments, at least one excipient is a surfactant. In some embodiments, the surfactant is sodium lauryl sulfate. In some embodiments, the surfactant is sodium lauryl sulfate in an amount from about 0 to about 10% w/w, about 0.5 to about 5% w/w, about 1 to about 4% w/w, about 4% w/w to about 8% w/w, or about 5% w/w to about 6% w/w. In some embodiments, at least one excipient is a glidant. In some embodiments, the glidant is silica (colloidal silicon dioxide). In some embodiments, the glidant is silica (colloidal silicon dioxide) and the silica (colloidal silicon dioxide) is present in an amount from about 0 to about 5% w/w, 0.1% w/w to

about 1.5% w/w, about 0.4% w/w to about 0.8% w/w, or about 0.5% w/w to about 0.6% w/w.

In some embodiments, at least one excipient is a lubricant. In some embodiments, the lubricant is magnesium stearate. In some embodiments, the lubricant is magnesium stearate and the magnesium stearate is present in an amount from about 0.01% w/w to about 5% w/w, 0.01% w/w to about 2% w/w, 0.1% w/w to about 0.7% w/w, or about 0.5% w/w to about 0.6% w/w. In some embodiments, the excipients comprise lactose, microcrystalline cellulose, polyvinylpyrrolidone, croscarmellose sodium, sodium lauryl sulfate, colloidal silicon dioxide and magnesium stearate.

[00222] In another embodiment provided is a process for preparing a high-load solid tablet formulation comprising about 50% w/w to about 90% w/w of ibrutinib, and intragranular and extragranular excipients; wherein the process comprises a wet granulation method, the intragranular excipients comprise lactose, microcrystalline cellulose, croscarmellose sodium, and hydroxypropyl cellulose, and the extragranular excipients comprise croscarmellose sodium, sodium lauryl sulfate, colloidal silicon dioxide, and magnesium stearate. In another embodiment provided is a process for preparing a high-load solid tablet formulation comprising about 50% w/w to about 90% w/w of ibrutinib, wherein the process comprises a wet granulation method, the intragranular excipients comprise

lactose in an amount from about 5% w/w to about 20% w/w, about 8% w/w to about 15% w/w, or about 8% w/w to about 14% w/w;

microcrystalline cellulose in an amount from about 5% w/w to about 20% w/w, about 8% w/w to about 20% w/w, or about 8% w/w to about 15% w/w;

croscarmellose sodium in an amount from about 0% w/w to about 10% w/w, about 2% w/w to about 5% w/w, or about 2% w/w to about 4% w/w; and

hydroxypropyl cellulose in an amount from about 0% w/w to about 2% w/w, about 0.1% w/w to about 1.1% w/w, or about 0.1% w/w to about 1% w/w; and

the extragranular excipients comprise

croscarmellose sodium in an amount from about 0% w/w to about 5% w/w, about 2% w/w to about 5% w/w, or about 2% w/w to about 5% w/w;

sodium lauryl sulfate in an amount from about 0% w/w to about 10% w/w, about 4% w/w to about 8% w/w, or about 5% w/w to about 6% w/w;

colloidal silicon dioxide in an amount from about 0.1% w/w to about 1.5% w/w, about 0.4% w/w to about 0.8% w/w, or about 0.5% w/w to about 0.6% w/w; and

magnesium stearate in an amount from about 0.1% w/w to about 1.5% w/w, about 0.4% w/w to about 0.8% w/w, or about 0.5% w/w to about 0.6% w/w.

[00223] In another embodiment provided is a process for preparing a high-load solid tablet formulation comprising about 50% w/w to about 90% w/w of ibrutinib, and intragranular and extragranular excipients; wherein the process comprises a wet granulation method, the intragranular excipients comprise lactose, microcrystalline cellulose, sodium lauryl sulfate, polyvinylpyrrolidone and croscarmellose sodium, and the extragranular excipients comprise croscarmellose sodium, sodium lauryl sulfate, colloidal silicon dioxide, and magnesium stearate. In another embodiment provided is a process for preparing a high-load solid tablet formulation comprising about 50% w/w to about 90% w/w of ibrutinib, wherein the process comprises a wet granulation method, the intragranular excipients comprise

lactose in an amount from about 10% w/w to about 20% w/w, or about 12% w/w to about 15% w/w;

microcrystalline cellulose in an amount from about 1% w/w to about 10% w/w, about 2% w/w to about 5% w/w;

polyvinylpyrrolidone in an amount from about 0% w/w to about 5% w/w, about 1% w/w to about 3% w/w;

croscarmellose sodium in an amount from about 1% w/w to about 10% w/w, or about 3% w/w to about 7% w/w; and

sodium lauryl sulfate in an amount from about 0% w/w to about 2% w/w, about 0.5% w/w to about 1.5% w/w; and

the extragranular excipients comprise

croscarmellose sodium in an amount from about 0% w/w to about 5% w/w, about 1% w/w to about 3% w/w;

sodium lauryl sulfate in an amount from about 0% w/w to about 10% w/w or about 0% w/w to about 4% w/w;

colloidal silicon dioxide in an amount from about 0.4% w/w to about 0.8% w/w, or about 0.5% w/w to about 0.6% w/w; and

magnesium stearate in an amount from about 0.4% w/w to about 0.8% w/w, or about 0.5% w/w to about 0.6% w/w.

[00224] In another embodiment provided is a process for preparing a high-load solid tablet formulation comprising about 50% w/w to about 80% w/w of ibrutinib, and one or more pharmaceutically acceptable excipients selected from the group consisting of diluents, binders, disintegrating agents, lubricants, glidants, and surfactants, wherein the process comprises a wet granulation method. In some embodiments, at least one excipient is a diluent. In some embodiments, the diluent is selected from the group consisting of lactose, sucrose, dextrose, dextrates, maltodextrin, mannitol, xylitol, sorbitol, cyclodextrins, calcium phosphate, calcium

sulfate, starches, modified starches, cellulose, microcrystalline cellulose, microcellulose, and talc. In some embodiments, the diluent is cellulose. In some embodiments, the diluent is lactose; and lactose is present in an amount from about 5% w/w to about 20% w/w, about 8% w/w to about 20% w/w, or about 8% w/w to about 15% w/w. In some embodiments, the diluent is lactose; and lactose is present in an amount of about 8.5% w/w or about 14% w/w. In some embodiments, the diluent is microcrystalline cellulose. In some embodiments, the diluent is microcrystalline cellulose and the microcrystalline cellulose is present in an amount from about 1% w/w to about 20% w/w, about 1% w/w to about 10% w/w, about 1% w/w to about 5% w/w, 1% w/w to about 2% w/w, about 5% w/w to about 20% w/w, about 8% w/w to about 20% w/w, or about 8% w/w to about 15% w/w. In some embodiments, the diluent is microcrystalline cellulose and the microcrystalline cellulose is present in an amount from about 1% w/w to about 6% w/w or about 8.5% w/w or about 14% w/w. In some embodiments, the diluent comprises lactose and microcrystalline cellulose. In some embodiments, the lactose is present in an amount of about 10% w/w to about 15% w/w and microcrystalline cellulose is present in an amount from about 1% w/w to about 6% w/w. In some embodiments, the lactose is present in an amount of about 14% w/w and microcrystalline cellulose is present in an amount from about 2% w/w to about 5% w/w. In some embodiments, at least one excipient is a disintegrating agent. In some embodiments, the disintegrating agent is selected from the group consisting of natural starch, a pregelatinized starch, a sodium starch, methylcrystalline cellulose, methylcellulose, croscarmellose, croscarmellose sodium, cross-linked sodium carboxymethylcellulose, cross-linked carboxymethylcellulose, cross-linked croscarmellose, cross-linked starch such as sodium starch glycolate, cross-linked polymer such as crospovidone, cross-linked polyvinylpyrrolidone, sodium alginate, a clay, and a gum. In some embodiments, the disintegrating agent is croscarmellose sodium; and croscarmellose sodium is present in an amount from about 0 to about 20% w/w, about 1% w/w to about 10% w/w, about 5% w/w to about 10% w/w, about 6% w/w to about 8% w/w, about 4% w/w to about 6% w/w, or about 2% w/w to about 4% w/w. In some embodiments, at least one excipient is a binder. In some embodiments, the binder is polyvinylpyrrolidone. In some embodiments, the polyvinylpyrrolidone is present in an amount from about 0 to about 10% w/w, about 1 to about 5% w/w, or about 2% w/w. In some embodiments, the binder is hydroxypropyl cellulose; and hydroxypropyl cellulose is present in an amount from about 0 to about 10% w/w, about 0 to about 5% w/w, about 0 to about 2% w/w, about 0.1% w/w to about 1.1% w/w, or about 0.1% w/w to about 1% w/w. In some embodiments, the formulation comprises lactose, microcrystalline cellulose, croscarmellose sodium, and hydroxypropyl cellulose. In some embodiments, at least one excipient is a surfactant. In some embodiments, the surfactant is

sodium lauryl sulfate. In some embodiments, the surfactant is sodium lauryl sulfate in an amount from about 0 to about 10% w/w, about 0.5 to about 5% w/w, about 1 to about 4% w/w, about 4% w/w to about 8% w/w, or about 5% w/w to about 6% w/w. In some embodiments, at least one excipient is a glidant. In some embodiments, the glidant is silica (colloidal silicon dioxide). In some embodiments, the glidant is silica (colloidal silicon dioxide) and the silica (colloidal silicon dioxide) is present in an amount from about 0 to about 5% w/w, 0.1% w/w to about 1.5% w/w, about 0.4% w/w to about 0.8% w/w, or about 0.5% w/w to about 0.6% w/w. In some embodiments, at least one excipient is a lubricant. In some embodiments, the lubricant is magnesium stearate. In some embodiments, the lubricant is magnesium stearate and the magnesium stearate is present in an amount from about 0.01% w/w to about 5% w/w, 0.01% w/w to about 2% w/w, 0.1% w/w to about 0.7% w/w, or about 0.5% w/w to about 0.6% w/w. In some embodiments, the excipients comprise lactose, microcrystalline cellulose, polyvinylpyrrolidone, croscarmellose sodium, sodium lauryl sulfate, colloidal silicon dioxide and magnesium stearate.

[00225] In another embodiment provided is a process for preparing a high-load solid tablet formulation comprising about 50% w/w to about 80% w/w of ibrutinib and intragranular and extragranular excipients, wherein the process comprises a wet granulation method, the intragranular excipients comprise lactose, microcrystalline cellulose, croscarmellose sodium, and hydroxypropyl cellulose, and the extragranular excipients comprise croscarmellose sodium, sodium lauryl sulfate, colloidal silicon dioxide, and magnesium stearate. In another embodiment provided is a process for preparing a high-load solid tablet formulation comprising about 50% w/w to about 80% w/w of ibrutinib, wherein the process comprises a wet granulation method, the intragranular excipients comprise

lactose in an amount from about 5% w/w to about 20% w/w, about 8% w/w to about 15% w/w, or about 8% w/w to about 14% w/w;

microcrystalline cellulose in an amount from about 5% w/w to about 20% w/w, about 8% w/w to about 20% w/w, or about 8% w/w to about 15% w/w;

croscarmellose sodium in an amount from about 0% w/w to about 10% w/w, about 2% w/w to about 5% w/w, or about 2% w/w to about 4% w/w; and

hydroxypropyl cellulose in an amount from about 0% w/w to about 2% w/w, about 0.1% w/w to about 1.1% w/w, or about 0.1% w/w to about 1% w/w; and

the extragranular excipients comprise

croscarmellose sodium in an amount from about 0% w/w to about 5% w/w, about 2% w/w to about 5% w/w, or about 2% w/w to about 5% w/w;

sodium lauryl sulfate in an amount from about 0% w/w to about 10% w/w, about 4% w/w to about 8% w/w, or about 5% w/w to about 6% w/w;

colloidal silicon dioxide in an amount from about 0.1% w/w to about 1.5% w/w, about 0.4% w/w to about 0.8% w/w, or about 0.5% w/w to about 0.6% w/w; and

magnesium stearate in an amount from about 0.1% w/w to about 1.5% w/w, about 0.4% w/w to about 0.8% w/w, or about 0.5% w/w to about 0.6% w/w.

[00226] In another embodiment provided is a process for preparing a high-load solid tablet formulation comprising about 50% w/w to about 80% w/w of ibrutinib, and intragranular and extragranular excipients, wherein the process comprises a wet granulation method, the intragranular excipients comprise lactose, microcrystalline cellulose, sodium lauryl sulfate, polyvinylpyrrolidone and croscarmellose sodium, and the extragranular excipients comprise croscarmellose sodium, sodium lauryl sulfate, colloidal silicon dioxide, and magnesium stearate. In another embodiment provided is a process for preparing a high-load solid tablet formulation comprising about 50% w/w to about 80% w/w of ibrutinib, wherein the process comprises a wet granulation method, the intragranular excipients comprise

lactose in an amount from about 10% w/w to about 20% w/w, or about 12% w/w to about 15% w/w;

microcrystalline cellulose in an amount from about 1% w/w to about 10% w/w, about 2% w/w to about 5% w/w;

polyvinylpyrrolidone in an amount from about 0% w/w to about 5% w/w, about 1% w/w to about 3% w/w;

croscarmellose sodium in an amount from about 1% w/w to about 10% w/w, or about 3% w/w to about 7% w/w; and

sodium lauryl sulfate in an amount from about 0% w/w to about 2% w/w, about 0.5% w/w to about 1.5% w/w; and

the extragranular excipients comprise

croscarmellose sodium in an amount from about 0% w/w to about 5% w/w, about 1% w/w to about 3% w/w;

sodium lauryl sulfate in an amount from about 0% w/w to about 10% w/w or about 0% w/w to about 4% w/w;

colloidal silicon dioxide in an amount from about 0.4% w/w to about 0.8% w/w, or about 0.5% w/w to about 0.6% w/w; and

magnesium stearate in an amount from about 0.4% w/w to about 0.8% w/w, or about 0.5% w/w to about 0.6% w/w.

[00227] In another embodiment provided is a process for preparing a high-load solid tablet formulation comprising about 60% w/w to about 80% w/w of ibrutinib, and one or more pharmaceutically acceptable excipients selected from the group consisting of diluents, binders, disintegrating agents, lubricants, glidants, and surfactants, wherein the process comprises a wet granulation method. In some embodiments, at least one excipient is a diluent. In some embodiments, the diluent is selected from the group consisting of lactose, sucrose, dextrose, dextrates, maltodextrin, mannitol, xylitol, sorbitol, cyclodextrins, calcium phosphate, calcium sulfate, starches, modified starches, cellulose, microcrystalline cellulose, microcellulose, and talc. In some embodiments, the diluent is cellulose. In some embodiments, the diluent is the diluent is lactose; and lactose is present in an amount from about 5% w/w to about 20% w/w, about 8% w/w to about 20% w/w, or about 8% w/w to about 15% w/w. In some embodiments, the diluent is lactose; and lactose is present in an amount of about 8.5% w/w or about 14% w/w. In some embodiments, the diluent is microcrystalline cellulose. In some embodiments, the diluent is microcrystalline cellulose and the microcrystalline cellulose is present in an amount from about 1% w/w to about 20% w/w, about 1% w/w to about 10% w/w, about 1% w/w to about 5% w/w, 1% w/w to about 2% w/w, about 5% w/w to about 20% w/w, about 8% w/w to about 20% w/w, or about 8% w/w to about 15% w/w. In some embodiments, the diluent is microcrystalline cellulose and the microcrystalline cellulose is present in an amount from about 1% w/w to about 6% w/w or about 8.5% w/w or about 14% w/w. In some embodiments, the diluent comprises lactose and microcrystalline cellulose. In some embodiments, the lactose is present in an amount of about 10% w/w to about 15% w/w and microcrystalline cellulose is present in an amount from about 1% w/w to about 6% w/w. In some embodiments, the lactose is present in an amount of about 14% w/w and microcrystalline cellulose is present in an amount from about 2% w/w to about 5% w/w. In some embodiments, at least one excipient is a disintegrating agent. In some embodiments, the disintegrating agent is selected from the group consisting of natural starch, a pregelatinized starch, a sodium starch, methylcrystalline cellulose, methylcellulose, croscarmellose, croscarmellose sodium, cross-linked sodium carboxymethylcellulose, cross-linked carboxymethylcellulose, cross-linked croscarmellose, cross-linked starch such as sodium starch glycolate, cross-linked polymer such as crospovidone, cross-linked polyvinylpyrrolidone, sodium alginate, a clay, and a gum. In some embodiments, the disintegrating agent is croscarmellose sodium; and croscarmellose sodium is present in an amount from about 0 to about 20% w/w, about 1% w/w to about 10% w/w, about 5% w/w to about 10% w/w, about 6% w/w to about 8% w/w, about 4% w/w to about 6% w/w, or about 2% w/w to about 4% w/w. In some embodiments, at least one excipient is a binder. In some embodiments, the binder is polyvinylpyrrolidone. In some embodiments, the

polyvinylpyrrolidone is present in an amount from about 0 to about 10% w/w, about 1 to about 5% w/w, or about 2% w/w. In some embodiments, the binder is hydroxypropyl cellulose; and hydroxypropyl cellulose is present in an amount from about 0 to about 10% w/w, about 0 to about 5% w/w, about 0 to about 2% w/w, about 0.1% w/w to about 1.1% w/w, or about 0.1% w/w to about 1% w/w. In some embodiments, the formulation comprises lactose, microcrystalline cellulose, croscarmellose sodium, and hydroxypropyl cellulose. In some embodiments, at least one excipient is a surfactant. In some embodiments, the surfactant is sodium lauryl sulfate. In some embodiments, the surfactant is sodium lauryl sulfate in an amount from about 0 to about 10% w/w, about 0.5 to about 5% w/w, about 1 to about 4% w/w, about 4% w/w to about 8% w/w, or about 5% w/w to about 6% w/w. In some embodiments, at least one excipient is a glidant. In some embodiments, the glidant is silica (colloidal silicon dioxide). In some embodiments, the glidant is silica (colloidal silicon dioxide) and the silica (colloidal silicon dioxide) is present in an amount from about 0 to about 5% w/w, 0.1% w/w to about 1.5% w/w, about 0.4% w/w to about 0.8% w/w, or about 0.5% w/w to about 0.6% w/w. In some embodiments, at least one excipient is a lubricant. In some embodiments, the lubricant is magnesium stearate. In some embodiments, the lubricant is magnesium stearate and the magnesium stearate is present in an amount from about 0.01% w/w to about 5% w/w, 0.01% w/w to about 2% w/w, 0.1% w/w to about 0.7% w/w, or about 0.5% w/w to about 0.6% w/w. In some embodiments, the excipients comprise lactose, microcrystalline cellulose, polyvinylpyrrolidone, croscarmellose sodium, sodium lauryl sulfate, colloidal silicon dioxide and magnesium stearate.

[00228] In another embodiment provided is a process for preparing a high-load solid tablet formulation comprising about 60% w/w to about 80% w/w of ibrutinib, and intragranular and extragranular excipients, wherein the process comprises a wet granulation method, the intragranular excipients comprise lactose, microcrystalline cellulose, croscarmellose sodium, and hydroxypropyl cellulose, and the extragranular excipients comprise croscarmellose sodium, sodium lauryl sulfate, colloidal silicon dioxide, and magnesium stearate. In another embodiment provided is a process for preparing a high-load solid tablet formulation comprising about 60% w/w to about 80% w/w of ibrutinib, wherein the process comprises a wet granulation method, the intragranular excipients comprise

lactose in an amount from about 5% w/w to about 20% w/w, about 8% w/w to about 15% w/w, or about 8% w/w to about 14% w/w;

microcrystalline cellulose in an amount from about 5% w/w to about 20% w/w, about 8% w/w to about 20% w/w, or about 8% w/w to about 15% w/w;

croscarmellose sodium in an amount from about 0% w/w to about 10% w/w, about 2% w/w to about 5% w/w, or about 2% w/w to about 4% w/w; and
hydroxypropyl cellulose in an amount from about 0% w/w to about 2% w/w, about 0.1% w/w to about 1.1% w/w, or about 0.1% w/w to about 1% w/w; and

the extragranular excipients comprise

croscarmellose sodium in an amount from about 0% w/w to about 5% w/w, about 2% w/w to about 5% w/w, or about 2% w/w to about 5% w/w;
sodium lauryl sulfate in an amount from about 0% w/w to about 10% w/w, about 4% w/w to about 8% w/w, or about 5% w/w to about 6% w/w;
colloidal silicon dioxide in an amount from about 0.1% w/w to about 1.5% w/w, about 0.4% w/w to about 0.8% w/w, or about 0.5% w/w to about 0.6% w/w; and
magnesium stearate in an amount from about 0.1% w/w to about 1.5% w/w, about 0.4% w/w to about 0.8% w/w, or about 0.5% w/w to about 0.6% w/w.

[00229] In another embodiment provided is a process for preparing a high-load solid tablet formulation comprising about 60% w/w to about 80% w/w of ibrutinib, and intragranular and extragranular excipients, wherein the process comprises a wet granulation method, the intragranular excipients comprise lactose, microcrystalline cellulose, sodium lauryl sulfate, polyvinylpyrrolidone and croscarmellose sodium, and the extragranular excipients comprise croscarmellose sodium, sodium lauryl sulfate, colloidal silicon dioxide, and magnesium stearate. In another embodiment provided is a process for preparing a high-load solid tablet formulation comprising about 60% w/w to about 80% w/w of ibrutinib, wherein the process comprises a wet granulation method, the intragranular excipients comprise

lactose in an amount from about 10% w/w to about 20% w/w, or about 12% w/w to about 15% w/w;
microcrystalline cellulose in an amount from about 1% w/w to about 10% w/w, about 2% w/w to about 5% w/w;
polyvinylpyrrolidone in an amount from about 0% w/w to about 5% w/w, about 1% w/w to about 3% w/w;
croscarmellose sodium in an amount from about 1% w/w to about 10% w/w, or about 3% w/w to about 7% w/w; and
sodium lauryl sulfate in an amount from about 0% w/w to about 2% w/w, about 0.5% w/w to about 1.5% w/w; and

the extragranular excipients comprise

croscarmellose sodium in an amount from about 0% w/w to about 5% w/w, about 1% w/w to about 3% w/w;

sodium lauryl sulfate in an amount from about 0% w/w to about 10% w/w or about 0% w/w to about 4% w/w;

colloidal silicon dioxide in an amount from about 0.4% w/w to about 0.8% w/w, or about 0.5% w/w to about 0.6% w/w; and

magnesium stearate in an amount from about 0.4% w/w to about 0.8% w/w, or about 0.5% w/w to about 0.6% w/w.

[00230] In another embodiment provided is a process for preparing a high-load solid tablet formulation comprising about 60% w/w to about 75% w/w of ibrutinib, and one or more pharmaceutically acceptable excipients selected from the group consisting of diluents, binders, disintegrating agents, lubricants, glidants, and surfactants, wherein the process comprises a wet granulation method. In some embodiments, at least one excipient is a diluent. In some embodiments, the diluent is selected from the group consisting of lactose, sucrose, dextrose, dextrans, maltodextrin, mannitol, xylitol, sorbitol, cyclodextrins, calcium phosphate, calcium sulfate, starches, modified starches, cellulose, microcrystalline cellulose, microcellulose, and talc. In some embodiments, the diluent is cellulose. In some embodiments, the diluent is lactose; and lactose is present in an amount from about 5% w/w to about 20% w/w, about 8% w/w to about 20% w/w, or about 8% w/w to about 15% w/w. In some embodiments, the diluent is lactose; and lactose is present in an amount of about 8.5% w/w or about 14% w/w. In some embodiments, the diluent is microcrystalline cellulose. In some embodiments, the diluent is microcrystalline cellulose and the microcrystalline cellulose is present in an amount from about 1% w/w to about 20% w/w, about 1% w/w to about 10% w/w, about 1% w/w to about 5% w/w, 1% w/w to about 2% w/w, about 5% w/w to about 20% w/w, about 8% w/w to about 20% w/w, or about 8% w/w to about 15% w/w. In some embodiments, the diluent is microcrystalline cellulose and the microcrystalline cellulose is present in an amount from about 1% w/w to about 6% w/w or about 8.5% w/w or about 14% w/w. In some embodiments, the diluent comprises lactose and microcrystalline cellulose. In some embodiments, the lactose is present in an amount of about 10% w/w to about 15% w/w and microcrystalline cellulose is present in an amount from about 1% w/w to about 6% w/w. In some embodiments, the lactose is present in an amount of about 14% w/w and microcrystalline cellulose is present in an amount from about 2% w/w to about 5% w/w. In some embodiments, at least one excipient is a disintegrating agent. In some embodiments, the disintegrating agent is selected from the group consisting of natural starch, a pregelatinized starch, a sodium starch, methylcrystalline cellulose, methylcellulose, croscarmellose, croscarmellose sodium, cross-linked sodium carboxymethylcellulose, cross-linked carboxymethylcellulose, cross-linked croscarmellose, cross-linked starch such as sodium starch glycolate, cross-linked polymer such as crospovidone,

cross-linked polyvinylpyrrolidone, sodium alginate, a clay, and a gum. In some embodiments, the disintegrating agent is croscarmellose sodium; and croscarmellose sodium is present in an amount from about 0 to about 20% w/w, about 1% w/w to about 10% w/w, about 5% w/w to about 10% w/w, about 6% w/w to about 8% w/w, about 4% w/w to about 6% w/w, or about 2% w/w to about 4% w/w. In some embodiments, at least one excipient is a binder. In some embodiments, the binder is polyvinylpyrrolidone. In some embodiments, the polyvinylpyrrolidone is present in an amount from about 0 to about 10% w/w, about 1 to about 5% w/w, or about 2% w/w. In some embodiments, the binder is hydroxypropyl cellulose; and hydroxypropyl cellulose is present in an amount from about 0 to about 10% w/w, about 0 to about 5% w/w, about 0 to about 2% w/w, about 0.1% w/w to about 1.1% w/w, or about 0.1% w/w to about 1% w/w. In some embodiments, the formulation comprises lactose, microcrystalline cellulose, croscarmellose sodium, and hydroxypropyl cellulose. In some embodiments, at least one excipient is a surfactant. In some embodiments, the surfactant is sodium lauryl sulfate. In some embodiments, the surfactant is sodium lauryl sulfate in an amount from about 0 to about 10% w/w, about 0.5 to about 5% w/w, about 1 to about 4% w/w, about 4% w/w to about 8% w/w, or about 5% w/w to about 6% w/w. In some embodiments, at least one excipient is a glidant. In some embodiments, the glidant is silica (colloidal silicon dioxide). In some embodiments, the glidant is silica (colloidal silicon dioxide) and the silica (colloidal silicon dioxide) is present in an amount from about 0 to about 5% w/w, 0.1% w/w to about 1.5% w/w, about 0.4% w/w to about 0.8% w/w, or about 0.5% w/w to about 0.6% w/w. In some embodiments, at least one excipient is a lubricant. In some embodiments, the lubricant is magnesium stearate. In some embodiments, the lubricant is magnesium stearate and the magnesium stearate is present in an amount from about 0.01% w/w to about 5% w/w, 0.01% w/w to about 2% w/w, 0.1% w/w to about 0.7% w/w, or about 0.5% w/w to about 0.6% w/w. In some embodiments, the excipients comprise lactose, microcrystalline cellulose, polyvinylpyrrolidone, croscarmellose sodium, sodium lauryl sulfate, colloidal silicon dioxide and magnesium stearate.

[00231] In another embodiment provided is a process for preparing a high-load solid tablet formulation comprising about 60% w/w to about 75% w/w of ibrutinib, and intragranular and extragranular excipients; wherein the process comprises a wet granulation method, the intragranular excipients comprise lactose, microcrystalline cellulose, croscarmellose sodium, and hydroxypropyl cellulose; and the extragranular excipients comprise croscarmellose sodium, sodium lauryl sulfate, colloidal silicon dioxide, and magnesium stearate. In another embodiment provided is a process for preparing a high-load solid tablet formulation comprising about 60%

w/w to about 75% w/w of ibrutinib, wherein the process comprises a wet granulation method, the intragranular excipients comprise

lactose in an amount from about 5% w/w to about 20% w/w, about 8% w/w to about 15% w/w, or about 8% w/w to about 14% w/w;

microcrystalline cellulose in an amount from about 5% w/w to about 20% w/w, about 8% w/w to about 20% w/w, or about 8% w/w to about 15% w/w;

croscarmellose sodium in an amount from about 0% w/w to about 10% w/w, about 2% w/w to about 5% w/w, or about 2% w/w to about 4% w/w; and

hydroxypropyl cellulose in an amount from about 0% w/w to about 2% w/w, about 0.1% w/w to about 1.1% w/w, or about 0.1% w/w to about 1% w/w; and

the extragranular excipients comprise

croscarmellose sodium in an amount from about 0% w/w to about 5% w/w, about 2% w/w to about 5% w/w, or about 2% w/w to about 5% w/w;

sodium lauryl sulfate in an amount from about 0% w/w to about 10% w/w, about 4% w/w to about 8% w/w, or about 5% w/w to about 6% w/w;

colloidal silicon dioxide in an amount from about 0.1% w/w to about 1.5% w/w, about 0.4% w/w to about 0.8% w/w, or about 0.5% w/w to about 0.6% w/w; and

magnesium stearate in an amount from about 0.1% w/w to about 1.5% w/w, about 0.4% w/w to about 0.8% w/w, or about 0.5% w/w to about 0.6% w/w.

[00232] In another embodiment provided is a process for preparing a high-load solid tablet formulation comprising about 60% w/w to about 75% w/w of ibrutinib, and intragranular and extragranular excipients; wherein the process comprises a wet granulation method, the intragranular excipients comprise lactose, microcrystalline cellulose, sodium lauryl sulfate, polyvinylpyrrolidone and croscarmellose sodium, and the extragranular excipients comprise croscarmellose sodium, sodium lauryl sulfate, colloidal silicon dioxide, and magnesium stearate. In another embodiment provided is a process for preparing a high-load solid tablet formulation comprising about 60% w/w to about 75% w/w of ibrutinib, wherein the process comprises a wet granulation method, the intragranular excipients comprise

lactose in an amount from about 10% w/w to about 20% w/w, or about 12% w/w to about 15% w/w;

microcrystalline cellulose in an amount from about 1% w/w to about 10% w/w, about 2% w/w to about 5% w/w;

polyvinylpyrrolidone in an amount from about 0% w/w to about 5% w/w, about 1% w/w to about 3% w/w;

croscarmellose sodium in an amount from about 1% w/w to about 10% w/w, or about 3% w/w to about 7% w/w; and

sodium lauryl sulfate in an amount from about 0% w/w to about 2% w/w, about 0.5% w/w to about 1.5% w/w; and

the extragranular excipients comprise

croscarmellose sodium in an amount from about 0% w/w to about 5% w/w, about 1% w/w to about 3% w/w;

sodium lauryl sulfate in an amount from about 0% w/w to about 10% w/w or about 0% w/w to about 4% w/w;

colloidal silicon dioxide in an amount from about 0.4% w/w to about 0.8% w/w, or about 0.5% w/w to about 0.6% w/w; and

magnesium stearate in an amount from about 0.4% w/w to about 0.8% w/w, or about 0.5% w/w to about 0.6% w/w.

[00233] In another embodiment provided is a process for preparing a high-load solid tablet formulation comprising ibrutinib, wherein the process comprises a wet granulation method, and the formulation comprises:

- a) about 69% w/w to about 71% w/w of ibrutinib,
- b) about 13% w/w to about 15% w/w of lactose,
- c) about 2% w/w to about 5% w/w of microcrystalline cellulose,
- d) about 1% w/w to about 3% w/w of polyvinylpyrrolidone,
- e) about 6% w/w to about 8% w/w of croscarmellose sodium,
- f) about 1% w/w to about 4% w/w of sodium lauryl sulfate,
- g) about 0.4% w/w to about 0.6% w/w of colloidal silicon dioxide, and
- h) about 0.4% w/w to about 0.6% w/w of magnesium stearate.

[00234] In another embodiment provided is a process for preparing a high-load solid tablet formulation comprising ibrutinib, wherein the process comprises a wet granulation method, and the formulation comprises:

- a) about 70% w/w of ibrutinib,
- b) about 14% w/w of lactose,
- c) about 5% w/w of microcrystalline cellulose,
- d) about 2% w/w of polyvinylpyrrolidone,
- e) about 7% w/w of croscarmellose sodium,
- f) about 1% w/w of sodium lauryl sulfate,
- g) about 0.5% w/w of colloidal silicon dioxide, and
- h) about 0.5% w/w of magnesium stearate.

[00235] In another embodiment provided is a process for preparing a high-load solid tablet formulation comprising ibrutinib, wherein the process comprises a wet granulation method, and the formulation comprises:

- a) about 70% w/w of ibrutinib,
- b) about 14% w/w of lactose,
- c) about 2% w/w of microcrystalline cellulose,
- d) about 2% w/w of polyvinylpyrrolidone,
- e) about 7% w/w of croscarmellose sodium,
- f) about 4% w/w of sodium lauryl sulfate,
- g) about 0.5% w/w of colloidal silicon dioxide, and
- h) about 0.5% w/w of magnesium stearate.

[00236] In another embodiment provided is a process for preparing a high-load solid tablet formulation comprising ibrutinib, wherein the process comprises a wet granulation method, and wherein the formulation comprises:

- a) about 65% w/w to about 75% w/w, or about 70% w/w of ibrutinib,
- b) about 14% w/w to about 18% w/w, or about 16% w/w of lactose monohydrate,
- c) about 1% w/w to about 3% w/w, or about 2% w/w of polyvinylpyrrolidone,
- d) about 0.5% w/w to about 1.5% w/w, or about 1% w/w of sodium lauryl sulfate,
- e) about 5% w/w to about 15% w/w, or about 10% w/w of crospovidone,
- f) about 0.3% w/w to about 0.7% w/w, or about 0.5% w/w of colloidal silicon dioxide, and
- g) about 0.3% w/w to about 0.7% w/w, or about 0.5% w/w of magnesium stearate.

[00237] In another embodiment provided is a process for preparing a high-load solid tablet formulation comprising ibrutinib, wherein the process comprises a wet granulation method, and wherein the formulation comprises:

- a) about 59% w/w to about 61% w/w of ibrutinib,
- b) about 13% w/w to about 15% w/w of lactose,
- c) about 13% w/w to about 15% w/w of microcrystalline cellulose,
- d) about 4% w/w to about 6% w/w of croscarmellose sodium,
- e) about 5% w/w to about 7% w/w of sodium lauryl sulfate,
- f) about 0.4% w/w to about 0.6% w/w of colloidal silicon dioxide, and
- g) about 0.4% w/w to about 0.6% w/w of magnesium stearate.

In some embodiments, the total weight of a tablet is about 934 mg.

[00238] In another embodiment provided is a process for preparing a high-load solid tablet formulation comprising ibrutinib, wherein the process comprises a wet granulation method, and wherein the formulation comprises:

- a) about 59% w/w to about 61% w/w of ibrutinib,
- b) about 13% w/w to about 14% w/w of lactose,
- c) about 13% w/w to about 14% w/w of microcrystalline cellulose,
- d) about 2% w/w to about 3% w/w of croscarmellose sodium(intragranular),
- e) about 0.8% w/w to about 1.2% w/w of hydroxypropyl cellulose,
- f) about 2% w/w to about 3% w/w of croscarmellose sodium(extragranular),
- g) about 5.5 to about 6.5% w/w of sodium lauryl sulfate,
- h) about 0.4% w/w to about 0.6% w/w of colloidal silicon dioxide, and
- i) about 0.4% w/w to about 0.6% w/w of magnesium stearate.

[00239] In some embodiments, the total weight of a tablet is about 934 mg.

[00240] In another embodiment provided is a process for preparing a high-load solid tablet formulation comprising ibrutinib, wherein the process comprises a wet granulation method, and wherein the formulation comprises:

- a) about 69% w/w to about 71% w/w of ibrutinib,
- b) about 8% w/w to about 9% w/w of lactose,
- c) about 8 to about 9% w/w of microcrystalline cellulose,
- d) about 2.5 to about 3.5% w/w of croscarmellose sodium (intragranular),
- e) about 2.5 to about 3.5% w/w of croscarmellose sodium (extragranular),
- g) about 5.5 to about 6.5% w/w of sodium lauryl sulfate,
- h) about 0.4% w/w to about 0.6% w/w of colloidal silicon dioxide, and
- i) about 0.4% w/w to about 0.6% w/w of magnesium stearate.

[00241] In some embodiments, the total weight of a tablet is about 800 mg.

[00242] In some embodiments of the high-load solid tablet formulations described herein comprising ibrutinib and prepared using a wet granulation method, the ibrutinib is in an amount of about 560 mg. In some embodiments of the high-load solid tablet formulations described herein comprising ibrutinib and prepared using a wet granulation method, the ibrutinib is in micronized form. In some embodiments of the high-load solid tablet formulations described herein comprising ibrutinib and prepared using a wet granulation method, the formulation is used for once a day dosing. In some embodiments of the high-load solid tablet formulations described herein comprising ibrutinib and prepared using a wet granulation method, the formulation is in an oral dosage form containing a therapeutically effective amount of ibrutinib.

[00243] Moreover, the pharmaceutical compositions described herein, which include Compound 1 can be formulated into any suitable dosage form, including but not limited to, solid oral dosage forms, controlled release formulations, fast melt formulations, effervescent formulations, tablets, powders, pills, capsules, delayed release formulations, extended release formulations, pulsatile release formulations, multiparticulate formulations, and mixed immediate release and controlled release formulations. In some embodiments, the tablets described herein are for immediate release and do not comprise a viscosity increasing agent, such as poloxamer or glyceryl behenate.

[00244] In some embodiments, the solid dosage forms disclosed herein may be in the form of a tablet, including a suspension tablet, a fast-melt tablet, a bite-disintegration tablet, a rapid-disintegration tablet, an effervescent tablet, or a caplet. In other embodiments, the pharmaceutical formulation is in the form of a powder. In still other embodiments, the pharmaceutical formulation is in the form of a tablet, including but not limited to, a fast-melt tablet. Additionally, pharmaceutical formulations described herein may be administered as a single capsule or in multiple capsule dosage form. In some embodiments, the pharmaceutical formulation is administered in two, or three, or four, tablets.

[00245] In some embodiments, the compositions described herein are prepared by mixing particles of Compound 1 with one or more pharmaceutical excipients to form a bulk blend composition. When referring to these bulk blend compositions as homogeneous, it is meant that the particles of Compound 1 are dispersed evenly throughout the composition so that the composition may be readily subdivided into equally effective unit dosage forms, such as tablets, pills, and capsules. The individual unit dosages may also include film coatings, which disintegrate upon oral ingestion or upon contact with diluent.

[00246] In some embodiments, the wet granulation method comprises granulating the mixture of ibrutinib and the intragranular excipients with a granulation liquid, such as purified water, under granulation conditions, such as high shear granulation conditions, to form granules.

[00247] In some embodiments, the compositions or formulations described herein are prepared by a method comprising (1) mixing ibrutinib with the intragranular excipients such as filler, binder, disintegrant and surfactant; (2) granulating the mixture of ibrutinib and the intragranular excipients with purified water or an aqueous binder solution under high shear granulation conditions to form granules; (3) drying the granules to form dried granules; (4) milling the dried granules; (5) blending the milled granules with the extragranular excipients such as filler, disintegrant, surfactant and lubricant; and (6) compressing the mixture of milled granules and the extragranular excipients to form tablets.

[00248] The pharmaceutical compositions or formulations described herein can further include a flavoring agent, sweetening agent, colorant, antioxidant, preservative, or one or more combination thereof. In still other aspects, using standard coating procedures, such as those described in *Remington's Pharmaceutical Sciences*, 20th Edition (2000), a film coating is provided around the formulation of Compound 1. In one embodiment, some or all of the particles of the Compound 1 are coated. In another embodiment, some or all of the particles of the Compound 1 are microencapsulated. In still another embodiment, the particles of the Compound 1 are not microencapsulated and are uncoated.

[00249] Suitable antioxidants for use in the compositions or formulations described herein include, for example, e.g., butylated hydroxytoluene (BHT), sodium ascorbate, and tocopherol.

[00250] It should be appreciated that there is considerable overlap between additives used in the solid dosage forms described herein. Thus, the above-listed additives should be taken as merely exemplary, and not limiting, of the types of additives that can be included in the compositions or formulations described herein. The amounts of such additives can be readily determined by one skilled in the art, according to the particular properties desired.

[00251] Compressed tablets are solid dosage forms prepared by compacting the bulk blend of the formulations described above. In various embodiments, compressed tablets which are designed to dissolve in the mouth will include one or more flavoring agents. In other embodiments, the compressed tablets will include a film surrounding the final compressed tablet. In some embodiments, the film coating can provide a delayed release of Compound 1 from the formulation. In other embodiments, the film coating aids in patient compliance (e.g., Opadry[®] coatings or sugar coating). Film coatings including Opadry[®] typically range from about 1% to about 3% of the tablet weight. In other embodiments, the compressed tablets include one or more excipients.

[00252] In some embodiments, the compositions or formulations described herein can be formulated as enteric coated delayed release oral dosage forms, i.e., as an oral dosage form of a pharmaceutical composition as described herein which utilizes an enteric coating to affect release in the small intestine of the gastrointestinal tract. The enteric coated dosage form may be a compressed or molded or extruded tablet/mold (coated or uncoated) containing granules, powder, pellets, beads or particles of the active ingredient and/or other composition components, which are themselves coated or uncoated. The enteric coated oral dosage form may also be a capsule (coated or uncoated) containing pellets, beads or granules of the solid carrier or the composition, which are themselves coated or uncoated.

[00253] The term “delayed release” as used herein refers to the delivery so that the release can be accomplished at some generally predictable location in the intestinal tract more distal to

that which would have been accomplished if there had been no delayed release alterations. In some embodiments the method for delay of release is coating. Any coatings should be applied to a sufficient thickness such that the entire coating does not dissolve in the gastrointestinal fluids at pH below about 5, but does dissolve at pH about 5 and above. It is expected that any anionic polymer exhibiting a pH-dependent solubility profile can be used as an enteric coating in the methods and compositions described herein to achieve delivery to the lower gastrointestinal tract. In some embodiments the polymers described herein are anionic carboxylic polymers. In other embodiments, the polymers and compatible mixtures thereof, and some of their properties, include, but are not limited to:

[00254] Shellac, also called purified lac, a refined product obtained from the resinous secretion of an insect. This coating dissolves in media of pH >7;

[00255] Acrylic polymers. The performance of acrylic polymers (primarily their solubility in biological fluids) can vary based on the degree and type of substitution. Examples of suitable acrylic polymers include methacrylic acid copolymers and ammonium methacrylate copolymers. The Eudragit series E, L, S, RL, RS and NE (Rohm Pharma) are available as solubilized in organic solvent, aqueous dispersion, or dry powders. The Eudragit series RL, NE, and RS are insoluble in the gastrointestinal tract but are permeable and are used primarily for colonic targeting. The Eudragit series E dissolve in the stomach. The Eudragit series L, L-30D and S are insoluble in stomach and dissolve in the intestine;

[00256] Cellulose Derivatives. Examples of suitable cellulose derivatives are: ethyl cellulose; reaction mixtures of partial acetate esters of cellulose with phthalic anhydride. The performance can vary based on the degree and type of substitution. Cellulose acetate phthalate (CAP) dissolves in pH >6. Aquateric (FMC) is an aqueous based system and is a spray dried CAP pseudolatex with particles <1 μm . Other components in Aquateric can include pluronics, Tweens, and acetylated monoglycerides. Other suitable cellulose derivatives include: cellulose acetate trimellitate (Eastman); methylcellulose (Pharmacoat, Methocel); hydroxypropylmethyl cellulose phthalate (HPMCP); hydroxypropylmethyl cellulose succinate (HPMCS); and hydroxypropylmethylcellulose acetate succinate (e.g., AQOAT (Shin Etsu)). The performance can vary based on the degree and type of substitution. For example, HPMCP such as, HP-50, HP-55, HP-55S, HP-55F grades are suitable. The performance can vary based on the degree and type of substitution. For example, suitable grades of hydroxypropylmethylcellulose acetate succinate include, but are not limited to, AS-LG (LF), which dissolves at pH 5, AS-MG (MF), which dissolves at pH 5.5, and AS-HG (HF), which dissolves at higher pH. These polymers are offered as granules, or as fine powders for aqueous dispersions; Poly Vinyl Acetate Phthalate

(PVAP). PVAP dissolves in pH >5, and it is much less permeable to water vapor and gastric fluids.

[00257] In some embodiments, the coating can, and usually does, contain a plasticizer and possibly other coating excipients such as colorants, talc, and/or magnesium stearate, which are well known in the art. Suitable plasticizers include triethyl citrate (Citroflex 2), triacetin (glyceryl triacetate), acetyl triethyl citrate (Citroflex A2), Carbowax 400 (polyethylene glycol 400), diethyl phthalate, tributyl citrate, acetylated monoglycerides, glycerol, fatty acid esters, propylene glycol, and dibutyl phthalate. In particular, anionic carboxylic acrylic polymers usually will contain 10-25% by weight of a plasticizer, especially dibutyl phthalate, polyethylene glycol, triethyl citrate and triacetin. Conventional coating techniques such as spray or pan coating are employed to apply coatings. The coating thickness must be sufficient to ensure that the oral dosage form remains intact until the desired site of topical delivery in the intestinal tract is reached.

[00258] Colorants, detackifiers, surfactants, antifoaming agents, lubricants (e.g., carnuba wax or PEG) may be added to the coatings besides plasticizers to solubilize or disperse the coating material, and to improve coating performance and the coated product.

[00259] In other embodiments, the formulations described herein, which include Compound 1, are delivered using a pulsatile dosage form. A pulsatile dosage form is capable of providing one or more immediate release pulses at predetermined time points after a controlled lag time or at specific sites. Many other types of controlled release systems known to those of ordinary skill in the art and are suitable for use with the formulations described herein. Examples of such delivery systems include, e.g., polymer-based systems, such as polylactic and polyglycolic acid, polyanhydrides and polycaprolactone; porous matrices, nonpolymer-based systems that are lipids, including sterols, such as cholesterol, cholesterol esters and fatty acids, or neutral fats, such as mono-, di- and triglycerides; hydrogel release systems; silastic systems; peptide-based systems; wax coatings, bioerodible dosage forms, compressed tablets using conventional binders and the like. See, e.g., Liberman et al., *Pharmaceutical Dosage Forms*, 2 Ed., Vol. 1, pp. 209-214 (1990); Singh et al., *Encyclopedia of Pharmaceutical Technology*, 2nd Ed., pp. 751-753 (2002); U.S. Pat. Nos. 4,327,725, 4,624,848, 4,968,509, 5,461,140, 5,456,923, 5,516,527, 5,622,721, 5,686,105, 5,700,410, 5,977,175, 6,465,014 and 6,932,983, each of which is specifically incorporated by reference.

[00260] In some embodiments, pharmaceutical formulations are provided that include particles of Compound 1 and at least one dispersing agent or suspending agent for oral administration to a subject. The formulations may be a powder and/or granules for suspension, and upon admixture with water, a substantially uniform suspension is obtained.

[00261] It is to be appreciated that there is overlap between the above-listed additives used in the aqueous dispersions or suspensions described herein, since a given additive is often classified differently by different practitioners in the field, or is commonly used for any of several different functions. Thus, the above-listed additives should be taken as merely exemplary, and not limiting, of the types of additives that can be included in formulations described herein. The amounts of such additives can be readily determined by one skilled in the art, according to the particular properties desired.

Dosing and Treatment Regimens

[00262] In some embodiments, the amount of Compound 1 that is administered to a mammal is from 300 mg/day up to, and including, 1000 mg/day. In some embodiments, the amount of Compound 1 that is administered to a mammal is from 420 mg/day up to, and including, 840 mg/day. In some embodiments, the amount of Compound 1 that is administered to a mammal is about 420 mg/day, about 560 mg/day, or about 840 mg/day. In some embodiments, the amount of Compound 1 that is administered to a mammal is about 420 mg/day. In some embodiments, the amount of Compound 1 that is administered to a mammal is about 560 mg/day. In some embodiments, the AUC₀₋₂₄ of Compound 1 is between about 150 and about 3500 ng*h/mL. In some embodiments, the AUC₀₋₂₄ of Compound 1 is between about 500 and about 1100 ng*h/mL. In some embodiments, Compound 1 is administered orally. In some embodiments, Compound 1 is administered once per day, twice per day, or three times per day. In some embodiments, Compound 1 is administered daily. In some embodiments, Compound 1 is administered once daily. In some embodiments, Compound 1 is administered every other day. In some embodiments, the Compound 1 is a maintenance therapy.

[00263] Compound 1 can be used in the preparation of medicaments for the inhibition of Btk or a homolog thereof, or for the treatment of diseases or conditions that would benefit, at least in part, from inhibition of Btk or a homolog thereof, including a subject diagnosed with a hematological malignancy. In addition, a method for treating any of the diseases or conditions described herein in a subject in need of such treatment, involves administration of pharmaceutical compositions containing Compound 1, or a pharmaceutically acceptable salt, pharmaceutically acceptable N-oxide, pharmaceutically active metabolite, pharmaceutically acceptable prodrug, or pharmaceutically acceptable solvate thereof, in therapeutically effective amounts to said subject.

[00264] The compositions containing Compound 1 can be administered for prophylactic, therapeutic, or maintenance treatment. In some embodiments, compositions containing Compound 1 are administered for therapeutic applications (e.g., administered to a subject diagnosed with a hematological malignancy). In some embodiments, compositions containing

Compound 1 are administered for therapeutic applications (e.g., administered to a subject susceptible to or otherwise at risk of developing a hematological malignancy). In some embodiments, compositions containing Compound 1 are administered to a patient who is in remission as a maintenance therapy.

[00265] Amounts of Compound 1 will depend on the use (e.g., therapeutic, prophylactic, or maintenance). Amounts of Compound 1 will depend on severity and course of the disease or condition, previous therapy, the patient's health status, weight, and response to the drugs, and the judgment of the treating physician. It is considered well within the skill of the art for one to determine such therapeutically effective amounts by routine experimentation (including, but not limited to, a dose escalation clinical trial). In some embodiments, the amount of Compound 1 is from 300 mg/day up to, and including, 1000 mg/day. In some embodiments, the amount of Compound 1 is from 420 mg/day up to, and including, 840 mg/day. In some embodiments, the amount of Compound 1 is from 400 mg/day up to, and including, 860 mg/day. In some embodiments, the amount of Compound 1 is about 360 mg/day. In some embodiments, the amount of Compound 1 is about 420 mg/day. In some embodiments, the amount of Compound 1 is about 560 mg/day. In some embodiments, the amount of Compound 1 is about 840 mg/day. In some embodiments, the amount of Compound 1 is from 2 mg/kg/day up to, and including, 13 mg/kg/day. In some embodiments, the amount of Compound 1 is from 2.5 mg/kg/day up to, and including, 8 mg/kg/day. In some embodiments, the amount of Compound 1 is from 2.5 mg/kg/day up to, and including, 6 mg/kg/day. In some embodiments, the amount of Compound 1 is from 2.5 mg/kg/day up to, and including, 4 mg/kg/day. In some embodiments, the amount of Compound 1 is about 2.5 mg/kg/day. In some embodiments, the amount of Compound 1 is about 8 mg/kg/day.

[00266] In one embodiment, the tablet formulation of the invention with 140 mg of dose in dogs produces C_{\max} of about 260 to 400 ng/mL (Fed), and about 300 to 400 ng/mL (Fasted). In another embodiment, the formulation produces C_{\max} of about 280 to 380 ng/mL (Fed), and about 360 to 380 ng/mL (Fasted). In a particular embodiment, the formulation produces C_{\max} of about 290 ng/mL (Fed), and about 370 ng/mL (Fasted). In another particular embodiment, the formulation produces C_{\max} of about 370 ng/mL (Fed), and about 370 ng/mL (Fasted). In one embodiment, the formulation is a wet granulation formulation. In one embodiment, the tablet formulation is Formulation BK02, BK21A, or BK21B. In a particular embodiment, the tablet formulation is Formulation BK21A. In another particular embodiment, the tablet formulation is Formulation BK21B. (Table 1E and 1F).

[00267] In one embodiment, the tablet formulation of the invention with 140 mg of dose in dogs produces AUC of about 850 to 1050 ng*h/mL (Fed), and about 850 to 1050 ng*h/mL

(Fasted). In another embodiment, the formulation produces AUC of about 870 to 1050 ng*h/mL (Fed), and about 840 to 1000 ng*h/mL (Fasted). In a particular embodiment, the formulation produces AUC of about 875 ng*h/mL (Fed), and about 1000 ng*h/mL (Fasted). In another particular embodiment, the formulation produces AUC of about 1000 ng*h/mL (Fed), and about 850 ng*h/mL (Fasted). In one embodiment, the formulation is a wet granulation formulation. In one embodiment, the tablet formulation is Formulation BK02, BK21A, or BK21B. In a particular embodiment, the tablet formulation is Formulation BK21A. In another particular embodiment, the tablet formulation is Formulation BK21B. (Table 1E and 1F).

[00268] In one embodiment, the tablet formulation of the invention with 140 mg of dose in dogs produces %F_{rel} (tablet/capsule) (C_{max}) value of about 150-250 (Fed) and 100-160 (Fasted). In a particular embodiment, the formulation produces %F_{rel} (tablet/capsule) (C_{max}) value of about 170 (Fed) and about 110 (Fasted). In another particular embodiment, the formulation produces %F_{rel} (tablet/capsule) (C_{max}) value of about 230 (Fed) and about 150 (Fasted). In one embodiment, the formulation is a wet granulation formulation. In one embodiment, the tablet formulation is Formulation BK02, BK21A, or BK21B. In a particular embodiment, the tablet formulation is Formulation BK21A. In another particular embodiment, the tablet formulation is Formulation BK21B. (Table 1E and 1F).

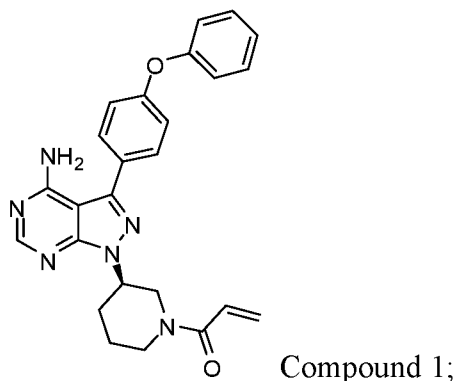
[00269] In one embodiment, the tablet formulation of the invention with 140 mg of dose in dogs produces %F_{rel} (tablet/capsule) (AUC) value of about 110-150 (Fed) and 100-140 (Fasted). In a particular embodiment, the formulation produces %F_{rel} (tablet/capsule) (AUC) value of about 120 (Fed) and about 110 (Fasted). In another particular embodiment, the formulation produces %F_{rel} (tablet/capsule) (AUC) value of about 150 (Fed) and about 130 (Fasted). In one embodiment, the formulation is a wet granulation formulation. In one embodiment, the tablet formulation is Formulation BK02, BK21A, or BK21B. In a particular embodiment, the tablet formulation is Formulation BK21A. In another particular embodiment, the tablet formulation is Formulation BK21B. (Table 1E and 1F).

[00270] In one embodiment, the tablet formulation of the invention with 140 mg of dose in dogs produces %F_{rel} (Fed/Fasted) (C_{max}) value of about 90-105. In a particular embodiment, the formulation produces %F_{rel} (Fed/Fasted) (C_{max}) value of about 95. In another particular embodiment, the formulation produces %F_{rel} (Fed/Fasted) (C_{max}) value of about 100. In one embodiment, the formulation is a wet granulation formulation. In one embodiment, the tablet formulation is Formulation BK02, BK21A, or BK21B. In a particular embodiment, the tablet formulation is Formulation BK21A. In another particular embodiment, the tablet formulation is Formulation BK21B. (Table 1E and 1F).

[00271] In one embodiment, the tablet formulation of the invention with 140 mg of dose in dogs produces %F_{rel} (Fed/Fasted) (AUC) value of about 90-140. In a particular embodiment, the formulation produces %F_{rel} (Fed/Fasted) (AUC) value of about 100. In one embodiment, the formulation is a wet granulation formulation. In one embodiment, the tablet formulation is Formulation BK02, BK21A, or BK21B. In a particular embodiment, the tablet formulation is Formulation BK21A. In another particular embodiment, the tablet formulation is Formulation BK21B. (Table 1E and 1F).

[00272] In some embodiments, pharmaceutical compositions described herein include about 140 mg of Compound 1. In some embodiments, a tablet formulation is prepared that includes about 140 mg of Compound 1. In some embodiments, 2, 3, 4, or 5 of the tablet formulations are administered daily. In some embodiments, 3 or 4 of the capsules are administered daily. In some embodiments tablet are administered once daily. In some embodiments, the capsules are administered once daily. In other embodiments, the tablet are administered multiple times a day.

[00273] In another aspect is a high-load solid tablet formulation comprising ibrutinib, wherein ibrutinib is a compound with the structure of Compound 1,



and the tablet comprises about 560 mg of ibrutinib.

[00274] In another embodiment is a high-load solid tablet formulation, wherein the tablet is used for once a day oral dosing. The high-load solid tablet formulations described herein make it possible for one tablet a day administration and contain a large amount of ibrutinib per tablet of about 420 mg to about 840 mg, such as about 420 mg, about 560 mg, or about 840 mg, or any range between any two of the values, end points inclusive. In another embodiment is a high-load solid tablet formulation, wherein the tablet comprises 560 mg of ibrutinib. In another embodiment is a high-load solid tablet formulation, wherein ibrutinib is in micronized form.

[00275] In some embodiments, Compound 1 is administered daily. In some embodiments, Compound 1 is administered every other day.

[00276] In some embodiments, Compound 1 is administered once per day. In some embodiments, Compound 1 is administered twice per day. In some embodiments, Compound 1

is administered three times per day. In some embodiments, Compound 1 is administered four times per day.

[00277] In some embodiments, Compound 1 is administered until disease progression, unacceptable toxicity, or individual choice. In some embodiments, Compound 1 is administered daily until disease progression, unacceptable toxicity, or individual choice. In some embodiments, Compound 1 is administered every other day until disease progression, unacceptable toxicity, or individual choice.

[00278] In the case wherein the patient's status does improve, upon the doctor's discretion the administration of the compounds may be given continuously; alternatively, the dose of drug being administered may be temporarily reduced or temporarily suspended for a certain length of time (i.e., a "drug holiday"). The length of the drug holiday can vary between 2 days and 1 year, including by way of example only, 2 days, 3 days, 4 days, 5 days, 6 days, 7 days, 10 days, 12 days, 15 days, 20 days, 28 days, 35 days, 50 days, 70 days, 100 days, 120 days, 150 days, 180 days, 200 days, 250 days, 280 days, 300 days, 320 days, 350 days, or 365 days. The dose reduction during a drug holiday may be from 10%-100%, including, by way of example only, 10%, 15%, 20%, 25%, 30%, 35%, 40%, 45%, 50%, 55%, 60%, 65%, 70%, 75%, 80%, 85%, 90%, 95%, or 100%.

[00279] Once improvement of the patient's conditions has occurred, a maintenance dose is administered if necessary. Subsequently, the dosage or the frequency of administration, or both, can be reduced, as a function of the symptoms, to a level at which the improved disease, disorder or condition is retained. Patients can, however, require intermittent treatment on a long-term basis upon any recurrence of symptoms.

[00280] The amount of a given agent that will correspond to such an amount will vary depending upon factors such as the particular compound, the severity of the disease, the identity (e.g., weight) of the subject or host in need of treatment, but can nevertheless be routinely determined in a manner known in the art according to the particular circumstances surrounding the case, including, e.g., the specific agent being administered, the route of administration, and the subject or host being treated. In general, however, doses employed for adult human treatment will typically be in the range of 0.02-5000 mg per day, or from about 1-1500 mg per day. The desired dose may conveniently be presented in a single dose or as divided doses administered simultaneously (or over a short period of time) or at appropriate intervals, for example as two, three, four or more sub-doses per day.

[00281] The pharmaceutical compositions or formulations described herein may be in unit dosage forms suitable for single administration of precise dosages. In unit dosage form, the formulation is divided into unit doses containing appropriate quantities of one or more

compound. The unit dosage may be in the form of a package containing discrete quantities of the formulation. Non-limiting examples are packaged tablets or capsules, and powders in vials or ampoules. Aqueous suspension compositions can be packaged in single-dose non-reclosable containers. Alternatively, multiple-dose reclosable containers can be used, in which case it is typical to include a preservative in the composition. In some embodiments, each unit dosage form comprises 140 mg of Compound 1. In some embodiments, an individual is administered 1 unit dosage form per day. In some embodiments, an individual is administered 2 unit dosage forms per day. In some embodiments, an individual is administered 3 unit dosage forms per day. In some embodiments, an individual is administered 4 unit dosage forms per day.

[00282] The foregoing ranges are merely suggestive, as the number of variables in regard to an individual treatment regime is large, and considerable excursions from these recommended values are not uncommon. Such dosages may be altered depending on a number of variables, not limited to the activity of the compound used, the disease or condition to be treated, the mode of administration, the requirements of the individual subject, the severity of the disease or condition being treated, and the judgment of the practitioner.

[00283] Toxicity and therapeutic efficacy of such therapeutic regimens can be determined by standard pharmaceutical procedures in cell cultures or experimental animals, including, but not limited to, the determination of the LD₅₀ (the dose lethal to 50% of the population) and the ED₅₀ (the dose therapeutically effective in 50% of the population). The dose ratio between the toxic and therapeutic effects is the therapeutic index and it can be expressed as the ratio between LD₅₀ and ED₅₀. Compounds exhibiting high therapeutic indices are preferred. The data obtained from cell culture assays and animal studies can be used in formulating a range of dosage for use in human. The dosage of such compounds lies preferably within a range of circulating concentrations that include the ED₅₀ with minimal toxicity. The dosage may vary within this range depending upon the dosage form employed and the route of administration utilized.

Combination Therapy

[00284] In certain instances, it is appropriate to administer Compound 1 in combination with another therapeutic agent.

[00285] In one embodiment, the compositions and methods described herein are also used in conjunction with other therapeutic reagents that are selected for their particular usefulness against the condition that is being treated. In general, the compositions described herein and, in embodiments where combinational therapy is employed, other agents do not have to be administered in the same pharmaceutical composition, and are, because of different physical and chemical characteristics, administered by different routes. In one embodiment, the initial

administration is made according to established protocols, and then, based upon the observed effects, the dosage, modes of administration and times of administration, further modified.

[00286] In various embodiments, the compounds are administered concurrently (e.g., simultaneously, essentially simultaneously or within the same treatment protocol) or sequentially, depending upon the nature of the disease, the condition of the patient, and the actual choice of compounds used. In certain embodiments, the determination of the order of administration, and the number of repetitions of administration of each therapeutic agent during a treatment protocol, is based upon evaluation of the disease being treated and the condition of the patient.

[00287] For combination therapies described herein, dosages of the co-administered compounds vary depending on the type of co-drug employed, on the specific drug employed, on the disease or condition being treated and so forth.

[00288] The individual compounds of such combinations are administered either sequentially or simultaneously in separate or combined pharmaceutical formulations. In one embodiment, the individual compounds will be administered simultaneously in a combined pharmaceutical formulation. Appropriate doses of known therapeutic agents will be appreciated by those skilled in the art.

[00289] The combinations referred to herein are conveniently presented for use in the form of a pharmaceutical compositions together with a pharmaceutically acceptable diluent(s) or carrier(s).

[00290] Disclosed herein, in certain embodiments, is a method for treating a cancer in an individual in need thereof, comprising: administering to the individual an amount of Compound 1. In some embodiments, the method further comprises administering a second cancer treatment regimen.

[00291] In some embodiments, administering a Btk inhibitor before a second cancer treatment regimen reduces immune-mediated reactions to the second cancer treatment regimen. In some embodiments, administering Compound 1 before ofatumumab reduces immune-mediated reactions to ofatumumab.

[00292] In some embodiments, the second cancer treatment regimen comprises a chemotherapeutic agent, a steroid, an immunotherapeutic agent, a targeted therapy, or a combination thereof. In some embodiments, the second cancer treatment regimen comprises a B cell receptor pathway inhibitor. In some embodiments, the B cell receptor pathway inhibitor is a CD79A inhibitor, a CD79B inhibitor, a CD19 inhibitor, a Lyn inhibitor, a Syk inhibitor, a PI3K inhibitor, a Blnk inhibitor, a PLC γ inhibitor, a PKC β inhibitor, or a combination thereof. In some embodiments, the second cancer treatment regimen comprises an antibody, B cell receptor

signaling inhibitor, a PI3K inhibitor, an IAP inhibitor, an mTOR inhibitor, an immunochemotherapy, a radioimmunotherapeutic, a DNA damaging agent, a proteasome inhibitor, a Cyp3A4 inhibitor, a histone deacetylase inhibitor, a protein kinase inhibitor, a hedgehog inhibitor, an Hsp90 inhibitor, a telomerase inhibitor, a Jak1/2 inhibitor, a protease inhibitor, a PKC inhibitor, a PARP inhibitor, or a combination thereof.

[00293] In some embodiments, the second cancer treatment regimen comprises chlorambucil, ifosphamide, doxorubicin, mesalazine, thalidomide, lenalidomide, temsirolimus, everolimus, fludarabine, fostamatinib, paclitaxel, docetaxel, ofatumumab, rituximab, dexamethasone, prednisone, CAL-101, ibritumomab, tositumomab, bortezomib, pentostatin, endostatin, EPOCH-R, DA-EPOCH-R, rifampin, selinexor, gemcitabine, obinutuzumab, carmustine, cytarabine, melphalan, ublituximab, palbociclib, ACP-196 (Acerta Pharma BV), TGR-1202 (TG Therapeutics, Inc.), TEDDI, TEDD, MEDI4736 (AstraZeneca), ABT-0199 (AbbVie), CC-122 (Celgene Corporation), LD-AraC, ketoconazole, etoposide, carboplatin, moxifloxacin, citrovorum, methotrexate, filgrastim, mesna, vincristine, cyclophosphamide, erythromycin, voriconazole, nivolumab, or a combination thereof.

[00294] In some embodiments, the second cancer treatment regimen comprises cyclophosphamide, hydroxydaunorubicin, vincristine, and prednisone, and optionally, rituximab.

[00295] In some embodiments, the second cancer treatment regimen comprises bendamustine, and rituximab.

[00296] In some embodiments, the second cancer treatment regimen comprises fludarabine, cyclophosphamide, and rituximab.

[00297] In some embodiments, the second cancer treatment regimen comprises cyclophosphamide, vincristine, and prednisone, and optionally, rituximab.

[00298] In some embodiments, the second cancer treatment regimen comprises etoposide, doxorubicin, vinristine, cyclophosphamide, prednisolone, and optionally, rituximab.

[00299] In some embodiments, the second cancer treatment regimen comprises dexamethasone and lenalidomide.

[00300] In some embodiments, the second cancer treatment comprises a proteasome inhibitor. In some embodiments, the second treatment comprises bortezomib. In some embodiments, the second cancer treatment comprises an epoxyketone. In some embodiments, the second cancer treatment comprises epoxomicin. In some embodiments, the second cancer treatment comprises a tetrapeptide epoxyketone. In some embodiments, the second cancer treatment comprises carfilzomib. In some embodiments, the second cancer treatment comprises disulfiram, epigallocatechin-3-gallate, salinosporamide A, ONX 0912m CEP-18770, MLN9708, or MG132.

[00301] In some embodiments, the second cancer treatment comprises a Cyp3A4 inhibitor. In some embodiments, the second cancer treatment comprises indinavir, nelfinavir, ritonavir, clarithromycin, itraconazole, ketoconazole, nefazodone. In some embodiments, the second cancer treatment comprises ketoconazole.

[00302] In some embodiments, the second cancer treatment comprises a Janus Kinase (JAK) inhibitor. In some embodiments, the second treatment comprises Lestaurtinib, Tofacitinib, Ruxolitinib, CYT387, Baricitinib or Pacritinib.

[00303] In some embodiments, the second cancer treatment comprises a histone deacetylase inhibitor (HDAC inhibitor, HDI). In some embodiments, the second cancer treatment comprises a hydroxamic acid (or hydroxamate), such as trichostatin A, vorinostat (SAHA), belinostat (PXD101), LAQ824, and panobinostat (LBH589), a cyclic tetrapeptide, such as trapoxin B, a depsipeptide, a benzamide, such as entinostat (MS-275), CI994, and mocetinostat (MGCD0103), an electrophilic ketone, or an aliphatic acid compound, such as phenylbutyrate and valproic acid,

[00304] Additional cancer treatment regimens include Nitrogen Mustards such as for example, bendamustine, chlorambucil, chlormethine, cyclophosphamide, ifosfamide, melphalan, prednimustine, trofosfamide; Alkyl Sulfonates like busulfan, mannosulfan, treosulfan; Ethylene Imines like carboquone, thiotepa, triaziquone; Nitrosoureas like carmustine, fotemustine, lomustine, nimustine, ranimustine, semustine, streptozocin; Epoxides such as for example, etoglucid; Other Alkylating Agents such as for example dacarbazine, mitobronitol, pipobroman, temozolomide; Folic Acid Analogues such as for example methotrexate, perimetrexed, pralatrexate, raltitrexed; Purine Analogs such as for example cladribine, clofarabine, fludarabine, mercaptopurine, nelarabine, tioguanine; Pyrimidine Analogs such as for example azacitidine, capecitabine, carmofur, cytarabine, decitabine, fluorouracil, gemcitabine, tegafur; Vinca Alkaloids such as for example vinblastine, vincristine, vindesine, vinflunine, vinorelbine; Podophyllotoxin Derivatives such as for example etoposide, teniposide; Colchicine derivatives such as for example demecolcine; Taxanes such as for example docetaxel, paclitaxel, paclitaxel poliglumex; Other Plant Alkaloids and Natural Products such as for example trabectedin; Actinomycines such as for example dactinomycin; Anthracyclines such as for example aclarubicin, daunorubicin, doxorubicin, epirubicin, idarubicin, mitoxantrone, pirarubicin, valrubicin, zorubicin; Other Cytotoxic Antibiotics such as for example bleomycin, ixabepilone, mitomycin, plicamycin; Platinum Compounds such as for example carboplatin, cisplatin, oxaliplatin, satraplatin; Methylhydrazines such as for example procarbazine; Sensitizers such as for example aminolevulinic acid, efaproxiral, methyl aminolevulinate, porfimer sodium, temoporfin; Protein Kinase Inhibitors such as for example dasatinib, erlotinib, everolimus, gefitinib, imatinib, lapatinib, nilotinib, pazonanib, sorafenib, sunitinib, temsirolimus; Other

Antineoplastic Agents such as for example alitretinoin, altretamine, amzacrine, anagrelide, arsenic trioxide, asparaginase, bexarotene, bortezomib, celecoxib, denileukin diftitox, estramustine, hydroxycarbamide, irinotecan, lonidamine, masoprocil, miltefosine, mitoguazone, mitotane, oblimersen, pegaspargase, pentostatin, romidepsin, sitimagene ceradenovec, tiazofurine, topotecan, tretinoin, vorinostat; Estrogens such as for example diethylstilbenol, ethinylestradiol, fosfestrol, polyestradiol phosphate; Progestogens such as for example gestonorone, medroxyprogesterone, megestrol; Gonadotropin Releasing Hormone Analogs such as for example buserelin, goserelin, leuporelin, triptorelin; Anti-Estrogens such as for example fulvestrant, tamoxifen, toremifene; Anti-Androgens such as for example bicalutamide, flutamide, nilutamide; Enzyme Inhibitors, aminoglutethimide, anastrozole, exemestane, formestane, letrozole, vorozole; Other Hormone Antagonists such as for example abarelix, degarelix; Immunostimulants such as for example histamine dihydrochloride, mifamurtide, pidotimod, plerixafor, roquinimex, thymopentin; Immunosuppressants such as for example everolimus, gusperimus, leflunomide, mycophenolic acid, sirolimus; Calcineurin Inhibitors such as for example ciclosporin, tacrolimus; Other Immunosuppressants such as for example azathioprine, lenalidomide, methotrexate, thalidomide; and Radiopharmaceuticals such as for example, iobenguane.

[00305] Additional cancer treatment regimens include interferons, interleukins, Tumor Necrosis Factors, Growth Factors, or the like.

[00306] Additional cancer treatment regimens include Immunostimulants such as for example ancestim, filgrastim, lenograstim, molgramostim, pegfilgrastim, sargramostim; Interferons such as for example interferon alfa natural, interferon alfa-2a, interferon alfa-2b, interferon alfacon-1, interferon alfa-n1, interferon beta natural, interferon beta-1a, interferon beta-1b, interferon gamma, peginterferon alfa-2a, peginterferon alfa-2b; Interleukins such as for example aldesleukin, oprelvekin; Other Immunostimulants such as for example BCG vaccine, glatiramer acetate, histamine dihydrochloride, immunocyanin, lentinan, melanoma vaccine, mifamurtide, pegademase, pidotimod, plerixafor, poly I:C, poly ICLC, roquinimex, tasonermin, thymopentin; Immunosuppressants such as for example abatacept, abetimus, alefacept, antilymphocyte immunoglobulin (horse), antithymocyte immunoglobulin (rabbit), eculizumab, efalizumab, everolimus, gusperimus, leflunomide, muromab-CD3, mycophenolic acid, natalizumab, sirolimus; TNF alpha Inhibitors such as for example adalimumab, afelimomab, certolizumab pegol, etanercept, golimumab, infliximab; Interleukin Inhibitors such as for example anakinra, basiliximab, canakinumab, daclizumab, mepolizumab, rilonacept, tocilizumab, ustekinumab; Calcineurin Inhibitors such as for example ciclosporin, tacrolimus; Other Immunosuppressants such as for example azathioprine, lenalidomide, methotrexate, thalidomide.

[00307] Additional cancer treatment regimens include Adalimumab, Alemtuzumab, Basiliximab, Bevacizumab, Cetuximab, Certolizumab pegol, Daclizumab, Eculizumab, Efalizumab, Gemtuzumab, Ibritumomab tiuxetan, Infliximab, Muromonab-CD3, Natalizumab, Panitumumab, Ranibizumab, Rituximab, Tositumomab, Trastuzumab, or the like, or a combination thereof.

[00308] Additional cancer treatment regimens include Monoclonal Antibodies such as for example alemtuzumab, bevacizumab, catumaxomab, cetuximab, edrecolomab, gemtuzumab, ofatumumab, panitumumab, rituximab, trastuzumab, , Immunosuppressants, eculizumab, efalizumab, muromab-CD3, natalizumab; TNF alpha Inhibitors such as for example adalimumab, afelimomab, certolizumab pegol, golimumab, infliximab, , Interleukin Inhibitors, basiliximab, canakinumab, daclizumab, mepolizumab, tocilizumab, ustekinumab, , Radiopharmaceuticals, ibritumomab tiuxetan, tositumomab; Others Monoclonal Antibodies such as for example abagovomab, adecatumumab, alemtuzumab, anti-CD30 monoclonal antibody Xmab2513, anti-MET monoclonal antibody MetMab, apolizumab, apomab, arcitumomab, basiliximab, bispecific antibody 2B1, blinatumomab, brentuximab vedotin, capromab pendetide, cixutumumab, claudiximab, conatumumab, dacetuzumab, denosumab, eculizumab, epratuzumab, epratuzumab, ertumaxomab, etaracizumab, figitumumab, fresolimumab, galiximab, ganitumab, gemtuzumab ozogamicin, glembatumumab, ibritumomab, inotuzumab ozogamicin, ipilimumab, lexatumumab, lintuzumab, lintuzumab, lucatumumab, mapatumumab, matuzumab, milatuzumab, monoclonal antibody CC49, necitumumab, nimotuzumab, ofatumumab, oregovomab, pertuzumab, ramacurimab, ranibizumab, sipilizumab, sonepcizumab, tanezumab, tositumomab, trastuzumab, tremelimumab, tucotuzumab celmoleukin, veltuzumab, visilizumab, volociximab, zalutumumab.

[00309] Additional cancer treatment regimens include agents that affect the tumor micro-environment such as cellular signaling network (e.g. phosphatidylinositol 3-kinase (PI3K) signaling pathway, signaling from the B-cell receptor and the IgE receptor). In some embodiments, the second agent is a PI3K signaling inhibitor or a syk kinase inhibitor. In one embodiment, the syk inhibitor is R788. In another embodiment is a PKC γ inhibitor such as by way of example only, enzastaurin.

[00310] In some embodiments, the additional therapeutic agent comprises an analgesic such as acetaminophen.

[00311] In some embodiments, the additional therapeutic agent comprises an agent selected from: an inhibitor of LYN, SYK, JAK, PI3K, PLC γ , MAPK, MEK or NF κ B.

[00312] Examples of agents that affect the tumor micro-environment include PI3K signaling inhibitor, syk kinase inhibitor, Protein Kinase Inhibitors such as for example dasatinib, erlotinib,

everolimus, gefitinib, imatinib, lapatinib, nilotinib, pazopanib, sorafenib, sunitinib, temsirolimus; Other Angiogenesis Inhibitors such as for example GT-111, JI-101, R1530; Other Kinase Inhibitors such as for example AC220, AC480, ACE-041, AMG 900, AP24534, Arry-614, AT7519, AT9283, AV-951, axitinib, AZD1152, AZD7762, AZD8055, AZD8931, bafetinib, BAY 73-4506, BGJ398, BGT226, BI 811283, BI6727, BIBF 1120, BIBW 2992, BMS-690154, BMS-777607, BMS-863233, BSK-461364, CAL-101, CEP-11981, CYC116, DCC-2036, dinaciclib, dovitinib lactate, E7050, EMD 1214063, ENMD-2076, fostamatinib disodium, GSK2256098, GSK690693, INCB18424, INNO-406, JNJ-26483327, JX-594, KX2-391, linifanib, LY2603618, MGCD265, MK-0457, MK1496, MLN8054, MLN8237, MP470, NMS-1116354, NMS-1286937, ON 01919.Na, OSI-027, OSI-930, Btk inhibitor, PF-00562271, PF-02341066, PF-03814735, PF-04217903, PF-04554878, PF-04691502, PF-3758309, PHA-739358, PLC3397, progenipoiectin, R547, R763, ramucirumab, regorafenib, RO5185426, SAR103168, SCH 727965, SGI-1176, SGX523, SNS-314, TAK-593, TAK-901, TKI258, TLN-232, TTP607, XL147, XL228, XL281RO5126766, XL418, XL765.

[00313] Further examples of anti-cancer agents for use in combination with a Btk inhibitor compound include inhibitors of mitogen-activated protein kinase signaling, e.g., U0126, PD98059, PD184352, PD0325901, ARRY-142886, SB239063, SP600125, BAY 43-9006, wortmannin, or LY294002; Syk inhibitors; mTOR inhibitors; and antibodies (e.g., rituxan).

[00314] Other anti-cancer agents that can be employed in combination with a Btk inhibitor compound include Adriamycin, Dactinomycin, Bleomycin, Vinblastine, Cisplatin, acivicin; aclarubicin; acodazole hydrochloride; acronine; adozelesin; aldesleukin; altretamine; ambomycin; ametantrone acetate; aminoglutethimide; amsacrine; anastrozole; anthramycin; asparaginase; asperlin; azacitidine; azetepa; azotomycin; batimastat; benzodepa; bicalutamide; bisantrene hydrochloride; bisnafide dimesylate; bizelesin; bleomycin sulfate; brequinar sodium; broprimine; busulfan; cactinomycin; calusterone; caracemide; carbetimer; carboplatin; carmustine; carubicin hydrochloride; carzelesin; cedefingol; chlorambucil; cirolemycin; cladribine; crisnatol mesylate; cyclophosphamide; cytarabine; dacarbazine; daunorubicin hydrochloride; decitabine; dexormaplatin; dezaguanine; dezaguanine mesylate; diaziquone; doxorubicin; doxorubicin hydrochloride; droloxifene; droloxifene citrate; dromostanolone propionate; duazomycin; edatrexate; eflornithine hydrochloride; elsamitrucin; enloplatin; enpromate; epipropidine; epirubicin hydrochloride; erbulozole; esorubicin hydrochloride; estramustine; estramustine phosphate sodium; etanidazole; etoposide; etoposide phosphate; etoprine; fadrozole hydrochloride; fazarabine; fenretinide; floxuridine; fludarabine phosphate; fluorouracil; fluocitabine; fosquidone; fostriecin sodium; gemcitabine; gemcitabine hydrochloride; hydroxyurea; idarubicin hydrochloride; ifosfamide; iimofosine; interleukin II

(including recombinant interleukin II, or rIL2), interferon alfa-2a; interferon alfa-2b; interferon alfa-n1; interferon alfa-n3; interferon beta-1 a; interferon gamma-1 b; iproplatin; irinotecan hydrochloride; lanreotide acetate; letrozole; leuprolide acetate; liarozole hydrochloride; lometrexol sodium; lomustine; losoxantrone hydrochloride; masoprocol; maytansine; mechlorethamine hydrochloride; megestrol acetate; melengestrol acetate; melphalan; menogaril; mercaptopurine; methotrexate; methotrexate sodium; metoprine; meturedapa; mitindomide; mitocarcin; mitocromin; mitogillin; mitomalcin; mitomycin; mitosper; mitotane; mitoxantrone hydrochloride; mycophenolic acid; nocodazole; nogalamycin; ormaplatin; oxisuran; pegaspargase; peliomycin; pentamustine; peplomycin sulfate; perfosfamide; pipobroman; piposulfan; piroxantrone hydrochloride; plicamycin; plomestane; porfimer sodium; porfiromycin; prednimustine; procarbazine hydrochloride; puromycin; puromycin hydrochloride; pyrazofurin; riboprine; rogletimide; safinol; safinol hydrochloride; semustine; simtrazene; sparfosate sodium; sparsomycin; spirogermanium hydrochloride; spiromustine; spiroplatin; streptonigrin; streptozocin; sulofenur; talisomycin; tecogalan sodium; tegafur; teloxantrone hydrochloride; temoporfin; teniposide; teroxirone; testolactone; thiamiprine; thioguanine; thiotepa; tiazofurin; tirapazamine; toremifene citrate; trestolone acetate; tricitabine phosphate; trimetrexate; trimetrexate glucuronate; triptorelin; tubulozole hydrochloride; uracil mustard; uredepa; vapreotide; verteporfin; vinblastine sulfate; vincristine sulfate; vindesine; vindesine sulfate; vinepidine sulfate; vinylicinate sulfate; vinleurosine sulfate; vinorelbine tartrate; vinrosidine sulfate; vinzolidine sulfate; vorozole; zeniplatin; zinostatin; zorubicin hydrochloride.

[00315] Other anti-cancer agents that can be employed in combination with a Btk inhibitor compound include: 20-epi-1, 25 dihydroxyvitamin D3; 5-ethynyluracil; abiraterone; aclarubicin; acylfulvene; adecypenol; adozelesin; aldesleukin; ALL-TK antagonists; altretamine; ambamustine; amidox; amifostine; aminolevulinic acid; amrubicin; amsacrine; anagrelide; anastrozole; andrographolide; angiogenesis inhibitors; antagonist D; antagonist G; antarelix; anti-dorsalizing morphogenetic protein-1; antiandrogen, prostatic carcinoma; antiestrogen; antineoplaston; antisense oligonucleotides; aphidicolin glycinate; apoptosis gene modulators; apoptosis regulators; apurinic acid; ara-CDP-DL-PTBA; arginine deaminase; asulacrine; atamestane; atrimustine; axinastatin 1; axinastatin 2; axinastatin 3; azasetron; azatoxin; azatyrosine; baccatin III derivatives; balanol; batimastat; BCR/ABL antagonists; benzochlorins; benzoylstauropine; beta lactam derivatives; beta-alethine; betaclamycin B; betulinic acid; bFGF inhibitor; bicalutamide; bisantrene; bisaziridinylspermine; bisnafide; bistratene A; bizelesin; breflate; broprimine; budotitane; buthionine sulfoximine; calcipotriol; calphostin C; camptothecin derivatives; canarypox IL-2; capecitabine; carboxamide-amino-triazole;

carboxyamidotriazole; CaRest M3; CARN 700; cartilage derived inhibitor; carzelesin; casein kinase inhibitors (ICOS); castanospermine; cecropin B; cetorelix; chlorlins; chloroquinoxaline sulfonamide; cicaprost; cis-porphyrin; cladribine; clomifene analogues; clotrimazole; collismycin A; collismycin B; combretastatin A4; combretastatin analogue; conagenin; crambescidin 816; crisnatol; cryptophycin 8; cryptophycin A derivatives; curacin A; cyclopentantraquinones; cycloplatan; cypemycin; cytarabine ocfosfate; cytolytic factor; cytostatin; dacliximab; decitabine; dehydroidemnin B; deslorelin; dexamethasone; dexifosfamide; dextrazoxane; dexverapamil; diaziquone; didemnin B; didox; diethylnorspermine; dihydro-5-azacytidine; 9- dioxamycin; diphenyl spiromustine; docosanol; dolasetron; doxifluridine; droloxifene; dronabinol; duocarmycin SA; ebselen; ecomustine; edelfosine; edrecolomab; eflornithine; elemene; emitefur; epirubicin; epristeride; estramustine analogue; estrogen agonists; estrogen antagonists; etanidazole; etoposide phosphate; exemestane; fadrozole; fazarabine; fenretinide; filgrastim; finasteride; flavopiridol; flezelastine; fluasterone; fludarabine; fluorodaunorubicin hydrochloride; forfenimex; formestane; fostriecin; fotemustine; gadolinium texaphyrin; gallium nitrate; galocitabine; ganirelix; gelatinase inhibitors; gemcitabine; glutathione inhibitors; hepsulfam; heregulin; hexamethylene bisacetamide; hypericin; ibandronic acid; idarubicin; idoxifene; idramantone; ilmofosine; ilomastat; imidazoacridones; imiquimod; immunostimulant peptides; insulin-such as for example growth factor-1 receptor inhibitor; interferon agonists; interferons; interleukins; iobenguane; iododoxorubicin; ipomeanol, 4-; iroplact; irsogladine; isobengazole; isohomohalicondrin B; itasetron; jasplakinolide; kahalalide F; lamellarin-N triacetate; lanreotide; leinamycin; lenograstim; lentinan sulfate; leptolstatin; letrozole; leukemia inhibiting factor; leukocyte alpha interferon; leuprolide+estrogen+progesterone; leuprorelin; levamisole; liarozole; linear polyamine analogue; lipophilic disaccharide peptide; lipophilic platinum compounds; lissoclinamide 7; lobaplatin; lombricine; lometrexol; lonidamine; losoxantrone; lovastatin; loxoribine; lurtotecan; lutetium texaphyrin; lysofylline; lytic peptides; maitansine; mannostatin A; marimastat; masoprocil; maspin; matrilysin inhibitors; matrix metalloproteinase inhibitors; menogaril; merbarone; meterelin; methioninase; metoclopramide; MIF inhibitor; mifepristone; miltefosine; mirimostim; mismatched double stranded RNA; mitoguazone; mitolactol; mitomycin analogues; mitonafide; mitotoxin fibroblast growth factor-saporin; mitoxantrone; mofarotene; molgramostim; monoclonal antibody, human chorionic gonadotrophin; monophosphoryl lipid A+myobacterium cell wall sk; mopidamol; multiple drug resistance gene inhibitor; multiple tumor suppressor 1 -based therapy; mustard anticancer agent; mycaperoxide B; mycobacterial cell wall extract; myriaporone; N-acetyldinaline; N-substituted benzamides; nafarelin; nagrestip; naloxone+pentazocine; napavin; naphterpin; nartograstim; nedaplatin;

memorubicin; neridronic acid; neutral endopeptidase; nilutamide; nisamycin; nitric oxide modulators; nitroxide antioxidant; nitrullin; O6-benzylguanine; octreotide; okicenone; oligonucleotides; onapristone; ondansetron; ondansetron; oracin; oral cytokine inducer; ormaplatin; osaterone; oxaliplatin; oxaunomycin; palauamine; palmitoylrhizoxin; pamidronic acid; panaxytriol; panomifene; parabactin; pazelliptine; pegaspargase; peldesine; pentosan polysulfate sodium; pentostatin; pentozole; perflubron; perfosfamide; perillyl alcohol; phenazinomycin; phenylacetate; phosphatase inhibitors; picibanil; pilocarpine hydrochloride; pirlarubicin; piritrexim; placetin A; placetin B; plasminogen activator inhibitor; platinum complex; platinum compounds; platinum-triamine complex; porfimer sodium; porfiromycin; prednisone; propyl bis-acridone; prostaglandin J2; proteasome inhibitors; protein A-based immune modulator; protein kinase C inhibitor; protein kinase C inhibitors, microalgal; protein tyrosine phosphatase inhibitors; purine nucleoside phosphorylase inhibitors; purpurins; pyrazoloacridine; pyridoxylated hemoglobin polyoxyethylene conjugate; raf antagonists; raltitrexed; ramosetron; ras farnesyl protein transferase inhibitors; ras inhibitors; ras-GAP inhibitor; retelliptine demethylated; rhenium Re 186 etidronate; rhizoxin; ribozymes; RII retinamide; rogletimide; rohitukine; romurtide; roquinimex; rubiginone B1; ruboxyl; safingol; saintopin; SarCNU; sarcophytol A; sargramostim; Sdi 1 mimetics; semustine; senescence derived inhibitor 1; sense oligonucleotides; signal transduction inhibitors; signal transduction modulators; single chain antigen-binding protein; sizofiran; sobuzoxane; sodium borocaptate; sodium phenylacetate; solverol; somatomedin binding protein; sonermin; sparfosic acid; spicamycin D; spiromustine; splenopentin; spongistatin 1; squalamine; stem cell inhibitor; stem-cell division inhibitors; stipiamide; stromelysin inhibitors; sulfinosine; superactive vasoactive intestinal peptide antagonist; suradista; suramin; swainsonine; synthetic glycosaminoglycans; tallimustine; tamoxifen methiodide; tauromustine; tazarotene; tecogalan sodium; tegafur; tellurapyrylium; telomerase inhibitors; temoporfin; temozolomide; teniposide; tetrachlorodecaoxide; tetrazomine; thaliblastine; thiocoraline; thrombopoietin; thrombopoietin mimetic; thymalfasin; thymopoietin receptor agonist; thymotrigan; thyroid stimulating hormone; tin ethyl etiopurpurin; tirapazamine; titanocene bichloride; topsentin; toremifene; totipotent stem cell factor; translation inhibitors; tretinoin; triacetyluridine; triciribine; trimetrexate; triptorelin; tropisetron; turosteride; tyrosine kinase inhibitors; tyrphostins; UBC inhibitors; ubenimex; urogenital sinus-derived growth inhibitory factor; urokinase receptor antagonists; vapreotide; variolin B; vector system, erythrocyte gene therapy; velaresol; veramine; verdins; verteporfin; vinorelbine; vinxaltine; vitaxin; vorozole; zanoterone; zeniplatin; zilascorb; and zinostatin stimalamer.

[00316] Yet other anticancer agents that can be employed in combination with a Btk inhibitor compound include alkylating agents, antimetabolites, natural products, or hormones, e.g., nitrogen mustards (e.g., mechloroethamine, cyclophosphamide, chlorambucil, etc.), alkyl sulfonates (e.g., busulfan), nitrosoureas (e.g., carmustine, lomusitne, etc.), or triazenes (decarbazine, etc.). Examples of antimetabolites include but are not limited to folic acid analog (e.g., methotrexate), or pyrimidine analogs (e.g., Cytarabine), purine analogs (e.g., mercaptopurine, thioguanine, pentostatin).

[00317] Examples of alkylating agents that can be employed in combination a Btk inhibitor compound include, but are not limited to, nitrogen mustards (e.g., mechloroethamine, cyclophosphamide, chlorambucil, meiphalan, etc.), ethylenimine and methylmelamines (e.g., hexamethylmelamine, thiotepa), alkyl sulfonates (e.g., busulfan), nitrosoureas (e.g., carmustine, lomusitne, semustine, streptozocin, etc.), or triazenes (decarbazine, etc.). Examples of antimetabolites include, but are not limited to folic acid analog (e.g., methotrexate), or pyrimidine analogs (e.g., fluorouracil, floxouridine, Cytarabine), purine analogs (e.g., mercaptopurine, thioguanine, pentostatin).

[00318] Examples of hormones and antagonists include, but are not limited to, adrenocorticosteroids (e.g., prednisone), progestins (e.g., hydroxyprogesterone caproate, megestrol acetate, medroxyprogesterone acetate), estrogens (e.g., diethylstilbestrol, ethinyl estradiol), antiestrogen (e.g., tamoxifen), androgens (e.g., testosterone propionate, fluoxymesterone), antiandrogen (e.g., flutamide), gonadotropin releasing hormone analog (e.g., leuprolide).

[00319] Other agents that can be used in the methods and compositions described herein for the treatment or prevention of cancer include platinum coordination complexes (e.g., cisplatin, carboblatin), anthracenedione (e.g., mitoxantrone), substituted urea (e.g., hydroxyurea), methyl hydrazine derivative (e.g., procarbazine), adrenocortical suppressant (e.g., mitotane, aminoglutethimide).

[00320] Examples of anti-cancer agents which act by arresting cells in the G2-M phases due to stabilized microtubules and which can be used in combination with a Btk inhibitor compound include without limitation the following marketed drugs and drugs in development: Erbulozole (also known as R-55104), Dolastatin 10 (also known as DLS-10 and NSC-376128), Mivobulin isethionate (also known as CI-980), Vincristine, NSC-639829, Discodermolide (also known as NVP-XX-A-296), ABT-751 (Abbott, also known as E-7010), Altorhyrtins (such as Altorhyrtin A and Altorhyrtin C), Spongistatins (such as Spongistatin 1, Spongistatin 2, Spongistatin 3, Spongistatin 4, Spongistatin 5, Spongistatin 6, Spongistatin 7, Spongistatin 8, and Spongistatin 9), Cemadotin hydrochloride (also known as LU-103793 and NSC-D-669356), Epothilones

(such as Epothilone A, Epothilone B, Epothilone C (also known as desoxyepothilone A or dEpoA), Epothilone D (also referred to as KOS-862, dEpoB, and desoxyepothilone B), Epothilone E, Epothilone F, Epothilone B N-oxide, Epothilone A N-oxide, 16-aza-epothilone B, 21-aminoepothilone B (also known as BMS-310705), 21-hydroxyepothilone D (also known as Desoxyepothilone F and dEpoF), 26-fluoroepothilone), Auristatin PE (also known as NSC-654663), Soblidotin (also known as TZZT-1027), LS-4559-P (Pharmacia, also known as LS-4577), LS-4578 (Pharmacia, also known as LS-477-P), LS-4477 (Pharmacia), LS-4559 (Pharmacia), RPR-112378 (Aventis), Vincristine sulfate, DZ-3358 (Daiichi), FR-182877 (Fujisawa, also known as WS-9885B), GS-164 (Takeda), GS-198 (Takeda), KAR-2 (Hungarian Academy of Sciences), BSF-223651 (BASF, also known as ILX-651 and LU-223651), SAH-49960 (Lilly/Novartis), SDZ-268970 (Lilly/Novartis), AM-97 (Armad/Kyowa Hakko), AM-132 (Armad), AM-138 (Armad/Kyowa Hakko), IDN-5005 (Indena), Cryptophycin 52 (also known as LY-355703), AC-7739 (Ajinomoto, also known as AVE-8063A and CS-39.HCl), AC-7700 (Ajinomoto, also known as AVE-8062, AVE-8062A, CS-39-L-Ser.HCl, and RPR-258062A), Vitilevuamide, Tubulysin A, Canadensol, Centaureidin (also known as NSC-106969), T-138067 (Tularik, also known as T-67, TL-138067 and TI-138067), COBRA-1 (Parker Hughes Institute, also known as DDE-261 and WHI-261), H10 (Kansas State University), H16 (Kansas State University), Oncocidin A1 (also known as BTO-956 and DIME), DDE-313 (Parker Hughes Institute), Fijianolide B, Laulimalide, SPA-2 (Parker Hughes Institute), SPA-1 (Parker Hughes Institute, also known as SPIKET-P), 3-IAABU (Cytoskeleton/Mt. Sinai School of Medicine, also known as MF-569), Narcosine (also known as NSC-5366), Nascapine, D-24851 (Asta Medica), A-105972 (Abbott), Hemiasterlin, 3-BAABU (Cytoskeleton/Mt. Sinai School of Medicine, also known as MF-191), TMPN (Arizona State University), Vanadocene acetylacetonate, T-138026 (Tularik), Monsatrol, Inanocine (also known as NSC-698666), 3-IAABE (Cytoskeleton/Mt. Sinai School of Medicine), A-204197 (Abbott), T-607 (Tularik, also known as T-900607), RPR-115781 (Aventis), Eleutherobins (such as Desmethyleleutherobin, Desaetyeleutherobin, Isoeleutherobin A, and Z-Eleutherobin), Caribaeoside, Caribaeolin, Halichondrin B, D-64131 (Asta Medica), D-68144 (Asta Medica), Diazonamide A, A-293620 (Abbott), NPI-2350 (Nereus), Taccalonolide A, TUB-245 (Aventis), A-259754 (Abbott), Diozostatin, (-)-Phenylhistin (also known as NSCL-96F037), D-68838 (Asta Medica), D-68836 (Asta Medica), Myoseverin B, D-43411 (Zentaris, also known as D-81862), A-289099 (Abbott), A-318315 (Abbott), HTI-286 (also known as SPA-110, trifluoroacetate salt) (Wyeth), D-82317 (Zentaris), D-82318 (Zentaris), SC-12983 (NCI), Resverastatin phosphate sodium, BPR-OY-007 (National Health Research Institutes), and SSR-250411 (Sanofi).

[00321] The formulations may be used in any combination with one or more other anti-thromboembolic agents to treat or prevent thromboembolic disorder (e.g., stroke). Examples of anti-thromboembolic agents include, but are not limited any of the following: thrombolytic agents (e.g., alteplase anistreplase, streptokinase, urokinase, or tissue plasminogen activator), heparin, tinzaparin, warfarin, dabigatran (e.g., dabigatran etexilate), factor Xa inhibitors (e.g., fondaparinux, draparinux, rivaroxaban, DX-9065a, otamixaban, LY517717, or YM150), ticlopidine, clopidogrel, CS-747 (prasugrel, LY640315), ximelagatran, or BIBR 1048.

[00322] In some embodiments, the additional anti-cancer agent that is a Bcl-2 inhibitor.

[00323] In some embodiments, the additional anti-cancer agent is immune checkpoint inhibitor. In some embodiments, the immune checkpoint inhibitor is an inhibitor of Programmed Death-Ligand 1 (PD-L1, also known as B7-H1, CD274), Programmed Death 1 (PD-1), CTLA-4, PD-L2 (B7-DC, CD273), LAG3, TIM3, 2B4, A2aR, B7H1, B7H3, B7H4, BTLA, CD2, CD27, CD28, CD30, CD40, CD70, CD80, CD86, CD137, CD160, CD226, CD276, DR3, GAL9, GITR, HAVCR2, HVEM, IDO1, IDO2, ICOS (inducible T cell costimulator), KIR, LAIR1, LIGHT, MARCO (macrophage receptor with collageneous structure), PS (phosphatidylserine), OX- 40, SLAM, TIGHT, VISTA, VTCN1, or any combinations thereof. In some embodiments, the immune checkpoint inhibitor is an inhibitor of PD-L1, PD-1, CTLA-4, LAG3, or TIM3. In some embodiments, the immune checkpoint inhibitor is an inhibitor of PD-L1. In some embodiments, the immune checkpoint inhibitor is an inhibitor of PD-1. In some embodiments, the immune checkpoint inhibitor is an inhibitor of CTLA-4. In some embodiments, the immune checkpoint inhibitor is an inhibitor of LAG3. In some embodiments, the immune checkpoint inhibitor is an inhibitor of TIM3. In some embodiments, the immune checkpoint inhibitor is an inhibitor of PD-L2.

[00324] In some embodiments, the formulations are administered in combination with a CD20 inhibitor. Exemplary CD20 inhibitors include, but are not limited to, ibritumomab tiuxetan, ofatumumab, rituximab, tositumomab, and obinutuzumab.

[00325] In some embodiments, the additional anticancer agent used in combination with the formulations described herein include CDK4 inhibitors (e.g., palbociclib).

[00326] In some embodiments, the additional cancer agent is a proteasome inhibitor. In some embodiments, the proteasome inhibitor is selected from bortezomib or carfilzomib

[00327] In some embodiments, the additional cancer agent that can be administered in combination with the formulations is an HDAC inhibitor. In some embodiments, the HDAC inhibitor is abexinostat or a salt thereof. In some embodiments, the abexinostat or a salt thereof is abexinostat HCl. In some embodiments, the abexinostat or a salt thereof is abexinostat tosylate.

[00328] In some embodiments, the additional cancer agent that can be administered in combination with the formulations is a MALT1 inhibitor, MCL-1 inhibitor, IDH1 inhibitor, TLR inhibitor, or PIM inhibitor.

[00329] In some embodiments, the additional anti-cancer agent that can be administered in combination with the formulations is an immunomodulatory agent. Exemplary immunomodulatory agents include, but are not limited to, lenalidomide, thalidomide, and pomalidomide.

[00330] Where the individual is suffering from or at risk of suffering from an autoimmune disease, an inflammatory disease, or an allergy disease, Compound 1 can be used in with one or more of the following therapeutic agents in any combination: immunosuppressants (e.g., tacrolimus, cyclosporin, rapamycin, methotrexate, cyclophosphamide, azathioprine, mercaptopurine, mycophenolate, or FTY720), glucocorticoids (e.g., prednisone, cortisone acetate, prednisolone, methylprednisolone, dexamethasone, betamethasone, triamcinolone, beclometasone, fludrocortisone acetate, deoxycorticosterone acetate, aldosterone), non-steroidal anti-inflammatory drugs (e.g., salicylates, arylalkanoic acids, 2-arylpropionic acids, N-arylanthranilic acids, oxicams, coxibs, or sulphonanilides), Cox-2-specific inhibitors (e.g., valdecoxib, celecoxib, or rofecoxib), leflunomide, gold thioglucose, gold thiomalate, aurofin, sulfasalazine, hydroxychloroquine, minocycline, TNF- α binding proteins (e.g., infliximab, etanercept, or adalimumab), abatacept, anakinra, interferon- β , interferon- γ , interleukin-2, allergy vaccines, antihistamines, antileukotrienes, beta-agonists, theophylline, or anticholinergics.

Kits/Articles of Manufacture

[00331] For use in the therapeutic methods of use described herein, kits and articles of manufacture are also described herein. Such kits include a carrier, package, or container that is compartmentalized to receive one or more containers such as vials, tubes, and the like, each of the container(s) comprising one of the separate elements to be used in a method described herein. Suitable containers include, for example, bottles, vials, syringes, and test tubes. In one embodiment, the containers are formed from a variety of materials such as glass or plastic.

[00332] The articles of manufacture provided herein contain packaging materials. Packaging materials for use in packaging pharmaceutical products include, e.g., U.S. Patent Nos. 5,323,907. Examples of pharmaceutical packaging materials include, but are not limited to, blister packs, bottles, tubes, bags, containers, bottles, and any packaging material suitable for a selected formulation and intended mode of administration and treatment.

[00333] In some embodiments, the compounds or compositions described herein, are presented in a package or dispenser device which may contain one or more unit dosage forms containing the active ingredient. The compound or composition described herein is packaged

alone, or packaged with another compound or another ingredient or additive. In some embodiments, the package contains one or more containers filled with one or more of the ingredients of the pharmaceutical compositions. In some embodiments, the package comprises metal or plastic foil, such as a blister pack. In some embodiments, the package or dispenser device is accompanied by instructions for administration, such as instructions for administering the compounds or compositions for treating a neoplastic disease. In some embodiments, the package or dispenser is accompanied with a notice associated with the container in form prescribed by a governmental agency regulating the manufacture, use, or sale of pharmaceuticals, which notice is reflective of approval by the agency of the form of the drug for human or veterinary administration. In some embodiments, such notice, for example, is the labeling approved by the U.S. Food and Drug Administration for prescription drugs, or the approved product insert. In some embodiments, compositions include a compound described herein formulated in a compatible pharmaceutical carrier are prepared, placed in an appropriate container, and labeled for treatment of an indicated condition.

[00334] For example, the container(s) include Compound 1, optionally in a composition or in combination with another agent as disclosed herein. Such kits optionally include an identifying description or label or instructions relating to its use in the methods described herein.

[00335] A kit typically includes labels listing contents and/or instructions for use, and package inserts with instructions for use. A set of instructions will also typically be included.

[00336] In one embodiment, a label is on or associated with the container. In one embodiment, a label is on a container when letters, numbers or other characters forming the label are attached, molded or etched into the container itself; a label is associated with a container when it is present within a receptacle or carrier that also holds the container, e.g., as a package insert. In one embodiment, a label is used to indicate that the contents are to be used for a specific therapeutic application. The label also indicates directions for use of the contents, such as in the methods described herein.

[00337] In certain embodiments, the pharmaceutical compositions are presented in a pack or dispenser device which contains one or more unit dosage forms containing a compound provided herein. The pack, for example, contains metal or plastic foil, such as a blister pack. In one embodiment, the pack or dispenser device is accompanied by instructions for administration. In one embodiment, the pack or dispenser is also accompanied with a notice associated with the container in form prescribed by a governmental agency regulating the manufacture, use, or sale of pharmaceuticals, which notice is reflective of approval by the agency of the form of the drug for human or veterinary administration. Such notice, for example, is the labeling approved by the U.S. Food and Drug Administration for prescription drugs, or the

approved product insert. In one embodiment, compositions containing a compound provided herein formulated in a compatible pharmaceutical carrier are also prepared, placed in an appropriate container, and labeled for treatment of an indicated condition.

EXAMPLES

[00338] The following ingredients, formulations, processes and procedures for practicing the methods disclosed herein correspond to that described above.

Example 1: Wet Granulation Method for the Preparation of High-Load Tablet

Formulations of Ibrutinib

[00339] A high shear mixer is charged with ibrutinib, intragranular components, such as lactose monohydrate, optionally microcrystalline cellulose, and optionally croscarmellose sodium and hydroxypropylcellulose, in W/W proportions as described in Tables 1A-1F. The ingredients were then mixed and water (or an aqueous binder solution) was added gradually. Once granulated, the wet granules were dried in a fluid bed dryer with an inlet temperature at 60°C until the loss on drying (LOD) was <1.5%. The dried granulated material was then passed through a comil equipped with a 0.04 inch screen. The extragranular components, such as croscarmellose sodium, sodium lauryl sulfate and colloidal silicon dioxide were then mixed with the granules in a blender for 20 minutes. Magnesium stearate was charged to the blender. The final mixture was blended for another two minutes. The final blend was then discharged and compressed into tablets. The tablets are stored at room temperature until they are used.

[00340] Wet granulation tablet formulations W1-W19, W22, W23-W24, and BK01-BK02, BK04, BK06-BK09, BK21A and BK21B shown below in Tables 1A-1F were prepared as or similarly to that described above.

Table 1A: Wet Granulation Tablet Formulations

	w1		w2		w3		w4		w5		w6		w7	
	Wt %	mg/Tab	Wt %	mg/Tab	Wt %	mg/Tab	Wt %	mg/Tab	Wt %	mg/Tab	Wt %	mg/Tab	Wt %	mg/Tab
Ibrutinib	60.0	560.0	60.0	560.0	60.0	560.0	60.0	560.0	60.0	560.0	60.0	560.0	70.0	560.0
MCC (Avicel PH101)	12.5	116.7	12.5	116.7	10.75	100.3	25.0	233.3	-	-	12.5	116.7	15.0	120.0
Lactose Mono (Fast Flo 316)	12.5	116.6	12.5	116.6	10.75	100.3	-	-	25.0	233.3	-	-	-	-
Mannitol (Pearlitol 100 SD)	-	-	-	-	-	-	-	-	-	-	12.5	116.6	-	-
Hydroxypropylcellulose (Klucel EXF)	3.0	28.0	3.0	28.0	-	-	3.0	28.0	3.0	28.0	3.0	28.0	3.0	24.0
PVP K30	-	-	-	-	6.5	60.7	-	-	-	-	-	-	-	-
SLS (Kolliphor Fine)	-	-	3.0	28.0	-	-	-	-	-	-	-	-	-	-
Subtotal (Intra)	88.0	821.3	91.0	849.3	88.0	821.3	88.0	821.3	88.0	821.3	88.0	821.3	88.0	704.0
SLS (Kolliphor Fine)	6.0	56.0	3.0	28.0	6.0	56.0	6.0	56.0	6.0	56.0	6.0	56.0	6.0	48.0
Croscarmellose Na (Ac-	5.0	46.7	5.0	46.7	5.0	46.7	5.0	46.7	5.0	46.7	5.0	46.7	5.0	40.0

	w1		w2		w3		w4		w5		w6		w7	
	Wt %	mg/Tab	Wt %	mg/Tab	Wt %	mg/Tab	Wt %	mg/Tab	Wt %	mg/Tab	Wt %	mg/Tab	Wt %	mg/Tab
Di-Sol)														
Silicon Dioxide (Cabosil M5P)	0.5	4.7	0.5	4.7	0.5	4.7	0.5	4.7	0.5	4.7	0.5	4.7	0.5	4.0
Magnesium Stearate	0.5	4.6	0.5	4.6	0.5	4.6	0.5	4.6	0.5	4.6	0.5	4.6	0.5	4.0
Total	100	933.3	100	933.3	100	933.3	100	933.3	100	933.3	100	933.3	100%	800.0

Table 1B: Wet Granulation Tablet Formulations

	W8	W10	W 9	W11
Ibrutinib	60.0%	60.0%	70.0%	70.0%
MCC (Avicel PH101)	14.0%	13.5%	9.0%	8.5%
Lactose Mono (Fast Flo 316)	14.0%	13.5%	9.0%	8.5%
Croscarmellose Na (Ac-Di-Sol)	-	2.5%	-	3.0%
Hydroxypropylcellulose (Klucel EXF)	-	1.0%	-	-
Subtotal (Intra)	88.0%	90.5%	88.0%	90.0%
SLS (Kolliphor Fine)	6.0%	6.0%	6.0%	6.0%
Croscarmellose Na (Ac-Di-Sol)	5.0%	2.5%	5.0%	3.0%
Silicon Dioxide (Cabosil M5P)	0.5%	0.5%	0.5%	0.5%
Magnesium Stearate	0.5%	0.5%	0.5%	0.5%
Total	100.0%			

Table 1C: Wet Granulation Tablet Formulations

	W12	W13	W14	W15	W16
Ibrutinib	60.0%	60.0%	70.0%	70.0%	70.0%
MCC (Avicel PH101)	12.0%	12.0%	7.0%	7.0%	-
Lactose Mono (Fast Flo 316)	12.0%	12.0%	7.0%	7.0%	14.0%
Croscarmellose Na (Ac-Di-Sol)	5.0%	5.0%	5.0%	5.0%	5.0%
Hydroxypropylcellulose (SSL)	2.0%	-	2.0%	-	-
Povidone (K25)	-	2.0%	-	2.0%	2.0%
Subtotal (Intra)	91.0%				
SLS (Kolliphor Fine)	6.0%	6.0%	6.0%	6.0%	6.0%
Croscarmellose Na (Ac-Di-Sol)	2.0%	2.0%	2.0%	2.0%	2.0%
Silicon Dioxide (Cabosil M5P)	0.5%	0.5%	0.5%	0.5%	0.5%
Magnesium Stearate	0.5%	0.5%	0.5%	0.5%	0.5%
Total	100.0%				

Table 1D: Wet Granulation Tablet Formulations

Component	Blend					
	W17	W18	W19	W21	W23	W24
Intragranular						
Ibrutinib	70.00%	70.00%	70.00%	70%	70%	70%
Lactose (Fast Flo 316)	14.00%	14.00%	14.00%	13.00%	13.00%	14.00%
PVP K25	2.00%	2.00%	2.00%	3.00%	3.00%	2.00%
Croscarmellose Na (Ac-Di-Sol)	5.00%	5.00%	5.00%	5.00%	5.00%	5.00%
SLS (Kolliphor Fine)	1.00%	0.00%	0.00%	1.00%	1.00%	1.00%
Poloxamer			1.00%			
Tween 80		0.50%				
Subtotal (Intra)	92.00%	91.50%	92.00%	92.00%	92.00%	92.00%
Water	35%	35%	35%	35%	40%	40%
Extragranular						
Lactose (Fast Flo 316)	5.00%	0.00%	0.00%	5.50%	5.00%	5.00%
Citric Acid		5.00%				
Poloxamer			5.00%			
Croscarmellose Na (Ac-Di-Sol)	2.00%	2.00%	2.00%	2.00%	2.00%	2.00%
Silicon Dioxide (Cabosil M5P)	0.50%	0.50%	0.50%	0.50%	0.50%	0.50%
Magnesium Stearate	0.50%	0.50%	0.50%	0.50%	0.50%	0.50%
Total	100.00%	100.00%	100.00%	100.00%	100.00%	100.00%

Table 1E: Wet Granulation Tablet Formulations

Component	BK01	BK02	BK04	BK06	BK07	BK08	BK09	BK10
Intragranular								
Ibrutinib	70.00%	70.00%	70.00%	70.00%	70%	70%	70%	70%
Lactose (Fast Flo 316)	14.00%	14.00%	14.00%	13.00%	14.00%	6.00%	5.00%	16%
Povidone (PVP K25)	2.00%	2.00%	2.00%	3.00%	2.00%	2.00%	2.00%	2.0%
Cropovidone	5.00%	10.00%	0	5.00%	5.00%	15.0%	15.0%	10.0%
Sodium Starch Glycolate	0	0	5.00%	0	0	0	0	0
SLS (Kolliphor Fine)	1.00%	1.00%	0.00%	1.0%	3.00%	1.00%	3.00%	1.0%
Subtotal (Intra)	92.00%	97.00%	92.0%	92.00%	94.00%	94.00%	95.00%	99.0%

Component	BK01		BK02	BK04	BK06	BK07	BK08	BK09	BK10
Extragranular	BK01A	BK01B							
Lactose (Fast Flo 316)	5.00%	2.00%	2.00%	5.0%	5.0%	3.00%	5.00%	4.00%	0
Crospovidone	2.00%	5.00%	0	0	2.00%	2.00%	0	0	0
Sodium Starch Glycolate	0	0	0	2.00%	0	0	0	0	0
Silicon Dioxide (Cabosil M5P)	0.50%	0.50%	0.50%	0.50%	0.50%	0.50%	0.50%	0.50%	0.50%
Magnesium Stearate	0.50%	0.50%	0.50%	0.50%	0.50%	0.50%	0.50%	0.50%	0.50%
Total	100.00%	100.00%	100.00%	100.00%	100.00%	100.00%	100.00%	100.00%	100.0%

Table 1F: Wet Granulation Tablet Formulations

Ingredients	BK21A	BK21B
Ibrutinib (Intra)	70%	70%
Lactose Monohydrate (Intra)	14%	14%
Microcrystalline Cellulose (Extra)	5%	2%
Binder (PVP K25) (Intra)	2%	2%
SLS (%Intra/%Extra)	1% (1/0)	4% (1/3)
Croscarmellose Sodium (% intra/Extra)	7% (5/2)	7% (5/2)
Colloidal Silicon Dioxide (Extra)	0.5%	0.5%
Mg Stearate (Extra)	0.5%	0.5%

Example 2: Dry Granulation Method for the Preparation of Ibrutinib Tablet Formulations

[00341] Ibrutinib, microcrystalline cellulose, croscarmellose sodium, sodium lauryl sulfate and optionally magnesium stearate were passed through a 1000 microns sieve. The mixture was then blended for 10 minutes. The pre-blending was charged to a roller compactor and compacted at 0.6 kN/cm. The resulting ribbon was passed through an oscillating mill equipped with a 0.8 mm screen. The milled granules were then combined with the extragranular components: microcrystalline cellulose, croscarmellose sodium, sodium lauryl sulfate and optionally magnesium stearate and blended for 10 minutes. The blend was then compressed into tablets using a single station manual press.

[00342] Dry granulation tablet formulations D1 and D5 shown below in Table 2 were prepared as described above.

Table 2: Dry Granulation Tablet Formulations

Component	D1		D5	
	Wt %	mg/Tab	Wt %	mg/Tab
Ibrutinib	50.00	560.0	42.42	560.0
MCC (Avicel PH101)	30.00	336.0	45.88	605.7
Croscarmellose Na (Ac-Di-Sol)	4.00	44.8	3.97	52.4
SLS (Kolliphor Fine)	3.40	38.1	2.85	37.6
Magnesium Stearate	-	-	0.24	3.2
Subtotal (Intra)	87.40	978.9	95.36	1258.9
MCC (Avicel PH200)	7.50	84.0	-	-
SLS (Kolliphor Fine)	1.60	17.9	1.39	18.3
Croscarmellose Na (Ac-Di-Sol)	3.00	33.6	3.00	39.6
Magnesium Stearate	0.50	5.6	0.24	3.2
Total	100.00	1120.0	100.00	1320.1

Example 3: Preparation of Immediate Release High-Load Tablet Formulations of Ibrutinib

[00343] Immediate release tablet formulations are prepared using the components shown in Table 3 following the procedure from Example 1.

Table 3: Components of Immediate Release Tablet Formulation

Ingredient	Range
Ibrutinib	80 to 90%
Lactose	0 to 10%
Croscarmellose sodium	1 to 10%
Microcrystalline cellulose	0 to 10%
Colloidal Silicon Dioxide	0 to 1%
Magnesium stearate	0.25% to 2.5%
Total	Tablet weight range: 622 mg to 700 mg

Example 4: Preparation of Capsule Formulations of Ibrutinib

[00344] The capsule Formulation A manufacturing process includes the following steps: weigh the indicated amount of the components, mix together and add into an appropriate size capsule, and close capsule. The capsules are stored at room temperature until they are used.

Example 5: *In Vivo* Evaluation of High-Load, Wet and Dry Granulation Tablet Formulations of Ibrutinib and Ibrutinib Capsule Formulation

[00345] The pharmacokinetics of ibrutinib in capsule (Formulation A) versus different wet granulation (Formulations B, C and D which correspond to Formulations W8, W10, and W11 in

Example 1, respectively) and dry granulation (Formulations E and F which correspond to Formulations D1 and D5 in Example 2, respectively) tablet formulations was studied in fasted male beagle dogs following single oral administration of 140 mg ibrutinib formulations administered in a Latin square crossover design. The wet granulation (Formulations B, C and D) and dry granulation (Formulations E and F) tablets were studied in two parallel groups with capsule as internal control in each of the group. The tablet formulations composition and drug load are presented in Table 4.

Table 4: Ibrutinib Tablet Formulations – Drug Load and Composition

Formulation	A	B	C	D	E	F
Process	--	Wet	Wet	Wet	Dry	Dry
Component	w/w %	w/w %	w/w %	w/w %	w/w %	w/w %
Ibrutinib	42.0	60.0	60.0	70.0	50.0	42.0
Lactose Monohydrate NF	0	14	13.5	8.5	0	0
Microcrystalline cellulose NF	46.5	14	13.5	8.5	37.5	46.5
Hydroxypropyl Cellulose NF	0	0	1.0	0	0	0
Croscarmellose sodium NF	7.0	5.0	5.0	6.0	7.0	7.0
Sodium lauryl sulfate NF	4.0	6.0	6.0	6.0	5.0	4.0
Colloidal Silicon Dioxide NF	0	0.5	0.5	0.5	0	0
Magnesium stearate NF	0.5	0.5	0.5	0.5	0.5	0.5
Tablet Weight	333.3	233.3	233.3	200.0	280.0	333.3

[00346] FIG. 1 and FIG. 2 shows mean plasma concentration-time profiles of ibrutinib following single oral dose administration of three different wet and two dry ibrutinib tablet formulations, respectively to fasted beagle dogs (Dose = 140 mg). In general, all the wet granulation formulation tablets (B, C and D) tested showed comparable concentrations to the capsule formulation. Specifically, wet granulation tablet formulations B, C and D showed average % F_{rel} values ranging from 72 to 110% (Table 5). However, dry granulation tablet formulations, E and F showed lower concentrations compared to capsule with average % F_{rel} values ranging from 43 to 52% (Table 6). Furthermore, reduced variability in ibrutinib exposure was observed with wet granulation formulations when compared to capsule formulation (Tables 5 and 7). In some embodiments, the tablet formulation provides unexpected low variability in ibrutinib exposure in terms of % CV for both C_{max} and AUC when administered under fasted and fed conditions, see, e.g., Formulation BK21B as compared to the capsule formulation A and tablet formulations BK02 and BK21A (Table 7). In some embodiments, the tablet formulation provides unexpected absence of food effect in C_{max} and T_{max} when administered under fed conditions compared to fasted conditions, which is contemplated to lead to more predictable therapeutic efficacy and side effects when taking with or without food, see, e.g., Table 7.

Table 5: Mean (%CV) Ibrutinib Plasma PK Parameters Following Single Dose Administration of Three Different Wet Tablet Ibrutinib Formulations to Fasted Beagle Dogs (n = 7)

Formulation	Dose (mg)	C _{max} (ng/mL)	T _{max} (h)	T _{1/2} (h)	AUC (ng*h/mL)	F _{rel} (%)
A (Capsule)	140	32.1 (93.7)	2.36	ND	146 (106)	N/A
B (Wet W8)	140	20.7 (54.1)	1.64	ND	63.2 (37.7)	96 (63.1)
C (Wet W10)	140	22.6 (86.1)	1.46	1.10 ^a	72.6 (66.1)	72 (53.2)
D (Wet W11)	140	23.0 (86.9)	2.00	6.50 ^b (36.5)	93.3 (92.8)	110 (83.3)

F_{rel}: for each dog, which has received both capsule and tablet formulations in a cross-over fashion ($AUC_{\text{Formulation B, C, D, E or F}}/AUC_{\text{Formulation A}} \times 100$); ^an = 1; ^bn = 3; N/A: not applicable; ND: not determined

Table 6: Mean (%CV) Ibrutinib Plasma PK Parameters Following Single Dose Administration of Two Different Dry Tablet Ibrutinib Formulations to Fasted Beagle Dogs (n = 8)

Formulation	Dose (mg)	C _{max} (ng/mL)	T _{max} (h)	T _{1/2} (h)	AUC (ng*h/mL)	F _{rel} (%)
A (Capsule)	140	29.9 (90.2)	5.81	ND	161 (105)	N/A
E (Dry D1)	140	10.2 (78.9)	2.72	ND	45.1 (43.7)	42.6 (64.7)
F (Dry D5)	140	10.1 (49.5)	2.50	ND	59.9 (77.3)	51.6 (66.5)

F_{rel}: for each dog, which has received both capsule and tablet formulations in a cross-over fashion ($AUC_{\text{Formulation B, C, D, E or F}}/AUC_{\text{Formulation A}} \times 100$); N/A: not applicable; ND: not determined

Table 7: Comparison of Capsule and Three Tablet Formulations (140 mg dose) in Dogs under Fasted and Fed States

Formulation		C _{max} (ng/mL)	T _{max} (h)	T _{1/2} (h)	AUC ^a (ng*h/mL)	F _{rel} ^b tablet/capsule (%)		F _{rel} Fed/Fasted (%)	
						C _{max}	AUC	C _{max}	AUC
A (Capsule)	Fed ^{c,d}	251 (78.6) ^e	3.20	1.74	892 (70.7)	NA	NA	89.7	117
	Fasted ^{f,g}	419 (57.1)	1.63	2.23	1010 (52.7)	NA	NA		
BK02	Fed ^h	352 (54.3)	2.00	1.92	991 (42.2)	236	146	84.1	107
	Fasted	494 (54.0)	1.19	2.20	1000 (52.9)	150	112		
BK21A	Fed	287 (75.5)	2.93	1.63	878 (60.5)	172	119	92.1	99.2
	Fasted	370 (73.5)	1.47	2.47	1000 (64.6)	111	108		
BK21B	Fed	367 (51.1)	1.80	1.73	1014 (37.5)	227	146	104	136
	Fasted	363 (45.6)	1.44	1.85	840 (36.3)	152	134		

^a: AUC_{last}^b: calculated for each dog, which has received both capsule and tablet formulations in a cross-over fashion^c: fed dogs were administered with liquid concentrated diet 15 minutes prior to dosing^d: n = 15^e: % coefficient of variation (CV), values are presented as mean (%CV)^f: fasted dogs were administered 12 mg/kg sub-cutaneous pentagastrin 45 minutes prior to dosing^g: n = 16^h: n = 14

Example 6: A Single-Dose, Open-Label, Randomized, Crossover Study to Assess the Pharmacokinetics of Ibrutinib Tablet Formulations in Healthy Adult Subjects Compared to the Ibrutinib Capsule Formulation A

[00347] This is a single-center, open-label, randomized, crossover, single-dose study in healthy adults. After providing written informed consent, subjects were screened within 21 days (Day -21 to -2).

[00348] Main Criteria for Inclusion: Healthy men and women between 18 and 55 years of age, inclusive; body mass index (BMI) between 18 and 30 kg/m², inclusive, and a body weight of not less than 50 kg. Women must be post-menopausal or surgically sterile.

[00349] Eligible subjects received a single oral dose of ibrutinib 560 mg (in either capsule formulation A comprising 140 mg ibrutinib per capsule or a tablet formulation comprising 560 mg ibrutinib per tablet) with 240 mL of noncarbonated water on Day 1 of each treatment period after fasting at least 10 hours before each dose. Water was allowed ad libitum beginning 2 hours after each dose, and lunch was provided beginning 4 hours after each dose.

[00350] Blood samples for pharmacokinetic (PK) analysis of ibrutinib were collected before dosing and over 48 hours after dosing in each treatment period.

[00351] Total duration of the study was approximately 70 days (21-day screening period, 4 x 3-day treatment periods with 7-day washouts between periods, and a 7-day follow-up phase).

[00352] PK parameters including the following were calculated and the results are in Table 8:

C_{\max} : Maximum observed concentration

T_{\max} : Time to reach the maximum observed concentration

AUC_{last} : Area under the concentration-time curve from time 0 to last time point

AUC_{∞} : Area under the concentration-time curve from time 0 to infinite time

$t_{1/2}$: Apparent elimination half-life associated with the terminal slope of the semilogarithmic drug concentration-time curve

Table 8: Pharmacokinetics Parameters and Results

Treatment	N		C_{\max} (ng/mL)	T_{\max} (h)	AUC_{last} (ng*h/mL)	AUC_{inf} (ng*h/mL)	$T_{1/2}$ (h)
Ibrutinib capsule Formulation A (4 x 140 mg/capsule)	32	Mean	48.6	1.64	379	465 ^a	9.5 ^a
		SD	36.0	1.09	248	248	3.5
		Range	7.50-184	0.5-4	118-1100	206-1120	5.9-20.0
		%CV	74.1	66.2	62.4	53.4	36.9
Ibrutinib Tablet Formulation BK21A coated with a cosmetic film coating agent - Opadry II white (560 mg/tablet)	22	Mean	47.7	2.80	413	472 ^b	8.3 ^b
		SD	43.7	4.88	227	246	1.9
		Range	7.50-181	1-24	135-1040	155-1060	5.9-13.1
		%CV	91.6	174	55.0	52.0	22.8

Treatment	N		C _{max} (ng/mL)	T _{max} (h)	AUC _{last} (ng*h/mL)	AUC _{inf} (ng*h/mL)	T _{1/2} (h)
Ibrutinib Tablet Formulation BK21B coated with a cosmetic film coating agent - Opadry II white (560 mg/tablet)	21	Mean	35.5	1.90	355	411 ^c	7.8 ^c
		SD	21.9	1.28	135	130	2.0
		Range	7.90-96.0	1-6	74.2-692	182-696	5.3-13.2
		%CV	61.6	67.2	38.1	31.7	26.1

^a n = 22; ^b n = 16; ^c n = 13

[00353] In some embodiments, the high load tablet formulations possess both pharmaceutically acceptable properties and desired PK properties, such as a high C_{max}, similar to that of a capsule formulation (e.g., BK21A).

Example 7: Safety and Tolerability Study of Compound 1 in Chronic Lymphocytic Leukemia

[00354] Purpose: The purpose of this study is to establish the safety and optimal dose of orally administered Compound 1 (420 mg/day) high-load tablets in patients with B-cell chronic lymphocytic leukemia/small lymphocytic lymphoma/diffuse well-differentiated lymphocytic lymphoma.

[00355] Primary Outcome Measures: Safety and tolerability of Compound 1 (frequency, severity, and relatedness of adverse events).

[00356] Secondary Outcome Measures: Pharmacokinetic/ Pharmacodynamic assessments. Tumor response - overall response rate as defined by recent guidelines on CLL and SLL (B cell lymphoma) and duration of response.

[00357] Eligibility: 18 Years and older; both genders are eligible.

[00358] Inclusion Criteria: 1. For treatment-naïve group only: Men and women ≥ 65 years of age with confirmed diagnosis of CLL/SLL, who require treatment per NCI or International Working Group guidelines¹¹⁻¹⁴. 2. For relapsed/refractory group only: Men and women ≥ 18 years of age with a confirmed diagnosis of relapsed/refractory CLL/SLL unresponsive to therapy (ie, failed ≥ 2 previous treatments for CLL/SLL and at least 1 regimen had to have had a purine analog [eg, fludarabine] for subjects with CLL). 3. Body weight ≥ 40 kg. 4. ECOG performance status of ≤ 2. 5. Agreement to use contraception during the study and for 30 days after the last dose of study drug if sexually active and able to bear children. 6. Willing and able to participate in all required evaluations and procedures in this study protocol including

swallowing tablets without difficulty. 7. Ability to understand the purpose and risks of the study and provide signed and dated informed consent and authorization to use protected health information (in accordance with national and local subject privacy regulations).

[00359] Exclusion Criteria: 1. A life-threatening illness, medical condition or organ system dysfunction which, in the investigator's opinion, could compromise the subject's safety, interfere with the absorption or metabolism of Compound 1 PO, or put the study outcomes at undue risk. 2. Any immunotherapy, chemotherapy, radiotherapy, or experimental therapy within 4 weeks before first dose of study drug (corticosteroids for disease-related symptoms allowed but require 1-week washout before study drug administration). 3. Central nervous system (CNS) involvement by lymphoma. 4. Major surgery within 4 weeks before first dose of study drug. 5. Creatinine $> 1.5 \times$ institutional upper limit of normal (ULN); total bilirubin $> 1.5 \times$ ULN (unless due to Gilbert's disease); and aspartate aminotransferase (AST) or alanine aminotransferase (ALT) $> 2.5 \times$ ULN unless disease related. 6. Concomitant use of medicines known to cause QT prolongation or torsades de pointes. 7. Significant screening electrocardiogram (ECG) abnormalities including left bundle branch block, 2nd degree AV block type II, 3rd degree block, bradycardia, and QTc > 470 msec. 8. Lactating or pregnant.

Example 8: Safety and Efficacy of Compound 1 in Subjects With Relapsed/Refractory Mantle Cell Lymphoma (MCL)

[00360] The primary objective of this trial is to evaluate the efficacy of Compound 1 in relapsed/refractory subjects with Mantle Cell Lymphoma (MCL). The secondary objective is to evaluate the safety of a fixed daily dosing regimen of Compound 1 (560 mg/day in the form of tablets) in this population.

[00361] Primary Outcome Measures: To measure the number of participants with a response to Compound 1.

[00362] Secondary Outcome Measures: To measure the number of participants with adverse events as a measure of safety and tolerability. To measure pharmacokinetics to assist in determining how the body responds to the study drug. Patient reported outcomes (to measure the number of participants reported outcomes in determining the health related quality of life).

[00363] Eligibility: 18 Years and older; both genders are eligible.

[00364] Inclusion Criteria: Men and women ≥ 18 years of age. ECOG performance status of ≤ 2 . Pathologically confirmed MCL, with documentation of either overexpression of cyclin D1 or t(11;14), and measurable disease on cross sectional imaging that is ≥ 2 cm in the longest diameter and measurable in 2 perpendicular dimensions. Documented failure to achieve at least partial response (PR) with, or documented disease progression disease after, the most recent treatment regimen. At least 1, but no more than 5, prior treatment regimens for MCL (Note:

Subjects having received ≥ 2 cycles of prior treatment with bortezomib, either as a single agent or as part of a combination therapy regimen, will be considered to be bortezomib-exposed.). Willing and able to participate in all required evaluations and procedures in this study protocol including swallowing tablets without difficulty. Ability to understand the purpose and risks of the study and provide signed and dated informed consent and authorization to use protected health information (in accordance with national and local subject privacy regulations).

[00365] Major exclusion criteria: Prior chemotherapy within 3 weeks, nitrosoureas within 6 weeks, therapeutic anticancer antibodies within 4 weeks, radio- or toxin-immunoconjugates within 10 weeks, radiation therapy within 3 weeks, or major surgery within 2 weeks of first dose of study drug. Any life-threatening illness, medical condition or organ system dysfunction which, in the investigator's opinion, could compromise the subject's safety, interfere with the absorption or metabolism of Compound 1 high-load tablets, or put the study outcomes at undue risk. Clinically significant cardiovascular disease such as uncontrolled or symptomatic arrhythmias, congestive heart failure, or myocardial infarction within 6 months of screening, or any Class 3 or 4 cardiac disease as defined by the New York Heart Association Functional Classification. Malabsorption syndrome, disease significantly affecting gastrointestinal function, or resection of the stomach or small bowel or ulcerative colitis, symptomatic inflammatory bowel disease, or partial or complete bowel obstruction. Any of the following laboratory abnormalities: 1. Absolute neutrophil count (ANC) < 750 cells/mm³ ($0.75 \times 10^9/L$) unless there is documented bone marrow involvement. 2. Platelet count $< 50,000$ cells/mm³ ($50 \times 10^9/L$) independent of transfusion support unless there is documented bone marrow involvement. 3. Serum aspartate transaminase (AST/SGOT) or alanine transaminase (ALT/SGPT) $\geq 3.0 \times$ upper limit of normal (ULN). 4. Creatinine $> 2.0 \times$ ULN.

Example 9: Phase 2 Study of the Combination of Compound 1 and Rituximab in High-Risk Chronic Lymphocytic Leukemia and Small Lymphocytic Lymphoma Patients

[00366] Purpose: The goal of this clinical research study is to learn if Compound 1 combined with rituximab can help to control chronic lymphocytic leukemia (CLL) and small lymphocytic lymphoma (SLL). The safety of this combination will also be studied.

[00367] Rituximab (375 mg/m^2) will be given intravenously (IV) on Day 1, Day 8, Day 15, and Day 22, then continued once every 4 weeks only on Days 1 during cycles 2 - 6. Compound 1 will be started on Day 2 of cycle 1 at a dose of 420 mg (one 420 mg tablet) orally daily and will be continued daily.

[00368] Primary Outcome Measures: Progression free survival (PFS) [Time Frame: 3 months] - progression free survival defined as the time interval from treatment to progressive disease or death, whichever happens earlier. Patients in complete remission (CR), partial

remission (PR) or stable disease (SD) are all counted as progression-free. Survival or times to progression functions estimated using the Kaplan-Meier method.

[00369] Secondary Outcome Measures: Toxicity [Time Frame: 3 months] - toxicity reported by type, frequency and severity. Worst toxicity grades per patient tabulated for selected adverse events and laboratory measurements. Toxicity (grade 3 or 4) monitored based on the Bayesian model (beta-binomial) by assuming a priori probability of toxicity following beta(1,1).

[00370] Eligibility: 18 Years and older; both genders are eligible.

[00371] Inclusion Criteria: 1. Patients must have a diagnosis of high-risk CLL/SLL and be previously treated with up to 3 lines of prior therapy. High-risk CLL and high-risk SLL is defined by the presence of a 17p deletion or 11q deletion or TP53 mutation. Any CLL and SLL patient who has a short remission duration of less than 3 years after prior first-line chemo-immunotherapy, such as the FCR regimen, also fulfills criteria of high-risk CLL/SLL, regardless of the presence or absence of cytogenetic abnormalities. 2. CLL and SLL patients with 17p deletion or TP53 mutation will not be required to have received any prior therapy, given the poor outcome of CLL/SLL patients to standard frontline chemo-immunotherapy, such patients will be eligible if they are untreated or if they have received up to 3 lines of prior therapy. 3. Patients must have an indication for treatment by 2008 IWCLL Criteria. 4. Patients age > 18 years at the time of signing informed consent. Understand and voluntarily sign an informed consent. Be able to comply with study procedures and follow-up examinations. 5. ECOG/WHO performance status of 0-1. 6. Patients of childbearing potential must be willing to practice highly effective birth control (e.g., condoms, implants, injectables, combined oral contraceptives, some intrauterine devices [IUDs], sexual abstinence, or sterilized partner) during the study and for 30 days after the last dose of study drug. Women of childbearing potential include any female who has experienced menarche and who has not undergone successful surgical sterilization (hysterectomy, bilateral tubal ligation, or bilateral oophorectomy) or is not postmenopausal. Post menopause is defined as follows: Amenorrhea \geq 12 consecutive months without another cause and a documented serum follicle stimulating hormone (FSH) level >35 mIU/mL; a male of childbearing potential is any male that has not been surgically sterilized. 7. Adequate renal and hepatic function as indicated by all of the following: Total bilirubin $\leq 1.5 \times$ institutional Upper Limit of Normal (ULN) except for patients with bilirubin elevation due to Gilbert's disease who will be allowed to participate; an ALT $\leq 2.5 \times$ ULN; and an estimated creatinine clearance (CrCl) of > 30 mL/min, as calculated by the Cockcroft- Gault equation unless disease related. 8. Free of prior malignancies for 3 years with exception of currently treated basal cell, squamous cell carcinoma of the skin, or carcinoma in situ of the cervix or

breast. 9. A urine pregnancy test (within 7 days of Day 1) is required for women with childbearing potential.

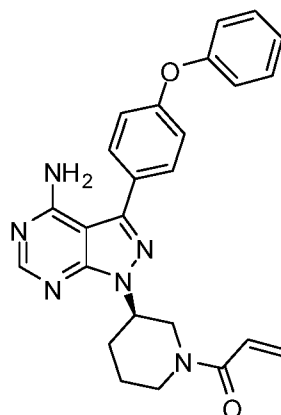
[00372] Exclusion Criteria: 1. Pregnant or breast-feeding females. 2. Treatment including chemotherapy, chemo-immunotherapy, monoclonal antibody therapy, radiotherapy, high-dose corticosteroid therapy (more than 60 mg Prednisone or equivalent daily), or immunotherapy within 21 days prior to enrollment or concurrent with this trial. 3. Investigational agent received within 30 days prior to the first dose of study drug or have previously taken Compound 1. If received any investigational agent prior to this time point, drug-related toxicities must have recovered to Grade 1 or less prior to first dose of study drug. 4. Systemic fungal, bacterial, viral, or other infection not controlled (defined as exhibiting ongoing signs/symptoms related to the infection and without improvement, despite appropriate antibiotics or other treatment). 5. Patients with uncontrolled Autoimmune Hemolytic Anemia (AIHA) or autoimmune thrombocytopenia (ITP). 6. Patients with severe hematopoietic insufficiency, as defined by an absolute neutrophil count of less than 500/micro-L and/or a platelet count of less than 30,000/micro-L at time of screening for this protocol. 7. Any other severe concurrent disease, or have a history of serious organ dysfunction or disease involving the heart, kidney, liver or other organ system that may place the patient at undue risk to undergo therapy with Compound 1 and rituximab. 8. Significant cardiovascular disease such as uncontrolled or symptomatic arrhythmias, congestive heart failure, or myocardial infarction within 6 months of screening, or any Class 3 or 4 cardiac disease as defined by the New York Heart Association Functional Classification. 9. Significant screening ECG abnormalities including left bundle branch block, 2nd degree AV block type II, 3rd degree block, bradycardia, and QTc > 470 msec. 10. Any serious medical condition, laboratory abnormality, or psychiatric illness that places the subject at unacceptable risk if he/she were to participate in the study. 11. History of stroke or cerebral hemorrhage within 6 months. 12. Evidence of bleeding diathesis or coagulopathy. 13. Major surgical procedure, open biopsy, or significant traumatic injury within 28 days prior to Day 1, anticipation of need for major surgical procedure during the course of the study. 14. Minor surgical procedures, fine needle aspirations or core biopsies within 7 days prior to Day 1. Bone marrow aspiration and/or biopsy are allowed. 15. Serious, non-healing wound, ulcer, or bone fracture. 16. Treatment with Coumadin. Patients who recently received Coumadin must be off Coumadin for at least 7 days prior to start of the study. 17. Any chemotherapy (e.g., bendamustine, cyclophosphamide, pentostatin, or fludarabine), immunotherapy (e.g., alemtuzumab, or ofatumumab), bone marrow transplant, experimental therapy, or radiotherapy is prohibited during therapy on this study. 18. Use of medications known to prolong QTc

interval or that may be associated with Torsades de Pointes (refer to Appendix F) are prohibited within 7 days of starting study drug and during study-drug treatment.

[00373] The examples and embodiments described herein are illustrative and various modifications or changes suggested to persons skilled in the art are to be included within this disclosure. As will be appreciated by those skilled in the art, the specific components listed in the above examples may be replaced with other functionally equivalent components, e.g., diluents, binders, lubricants, fillers, and the like.

Claims:

1. An immediate release solid tablet formulation suitable for oral administration, the formulation comprising ibrutinib and pharmaceutically acceptable excipients, wherein ibrutinib is a compound with the structure of Compound 1,



Compound 1;

and wherein the solid tablet formulation comprises greater than 50% w/w of ibrutinib;

and the excipients comprise:

- 10 one or more diluents selected from group consisting of: lactose, sucrose, dextrose, dextrates, maltodextrin, mannitol, xylitol, sorbitol, cyclodextrins, calcium phosphate, calcium sulfate, starches, modified starches, cellulose, microcrystalline cellulose, microcellulose, and talc;
- one or more disintegrating agents selected from the group consisting of: natural starch, a
15 pregelatinized starch, a sodium starch, methylcrystalline cellulose, methylcellulose, croscarmellose, croscarmellose sodium, crosslinked sodium carboxymethylcellulose, cross-linked carboxymethylcellulose, cross-linked croscarmellose, cross-linked starch, cross-linked polymer, cross-linked polyvinylpyrrolidone, sodium alginate, a clay, and a gum;
- 20 one or more binders selected from the group consisting of: hydroxypropyl cellulose and polyvinylpyrrolidone;
colloidal silicon dioxide; and
magnesium stearate.

2. The immediate release solid tablet formulation of claim 1, wherein the solid tablet formulation is a high-load solid tablet formulation, which comprises about 50% w/w to about 90% w/w of ibrutinib, about 50% w/w to about 80% w/w of ibrutinib, about 60% w/w to about 80% w/w of ibrutinib, or about 60% w/w to about 75% w/w of ibrutinib.
- 5 3. The immediate release solid tablet formulation of claim 1, wherein the ibrutinib is in an amount of about 35 mg to about 840 mg per tablet.
4. The immediate release solid tablet formulation of claim 3, wherein the ibrutinib is in an amount of about 35 mg, about 70 mg, about 140 mg, about 280 mg, about 420 mg, about 560 mg, or about 840 mg in the tablet.
- 10 5. The immediate release solid tablet formulation of claim 1, wherein the ibrutinib is in micronized form.
6. The immediate release solid tablet formulation of claim 1, wherein the particle size of ibrutinib is about or less than 30 micron, or wherein the particle size of ibrutinib is about or less than 10 micron, or wherein the particle size of ibrutinib is less than 1 micron.
- 15 7. The immediate release solid tablet formulation of claim 1, wherein the diluent is cellulose.
8. The immediate release solid tablet formulation of claim 1, wherein the diluent is lactose.
9. The immediate release solid tablet formulation of claim 1, wherein the diluent is microcrystalline cellulose.
- 20 10. The immediate release solid tablet formulation of claim 1, wherein the diluent comprises lactose and microcrystalline cellulose.
11. The immediate release solid tablet formulation of claim 1, wherein at least one excipient is a diluent; the diluent is lactose; and lactose is present in an amount from about 5% w/w to about 20% w/w, about 8% w/w to about 20% w/w, or about 8% w/w to about 15% w/w.
- 25

12. The immediate release solid tablet formulation of claim 1, wherein at least one excipient is a diluent; the diluent is microcrystalline cellulose; and the microcrystalline cellulose is present in an amount from about 5% w/w to about 20% w/w, about 8% w/w to about 20% w/w, about 8% w/w to about 15% w/w, about 1% w/w to about 10% w/w, or about 1% w/w to about 6% w/w.

13. The immediate release solid tablet formulation of claim 1, the magnesium stearate is present in an amount from about 0.01% w/w to about 5% w/w, 0.01% w/w to about 2% w/w, 0.1% w/w to about 0.7% w/w, or about 0.5% w/w to about 0.6% w/w.

14. The immediate release solid tablet formulation of claim 1, wherein the disintegrating agent is selected from the group consisting croscarmellose and crospovidone.

15. The immediate release solid tablet formulation of claim 1, wherein the disintegrating agent is croscarmellose sodium.

16. The immediate release solid tablet formulation of claim 1, wherein the disintegrating agent is croscarmellose sodium; and croscarmellose sodium is present in an amount from about 1% w/w to about 20% w/w, about 1% w/w to about 10% w/w, about 5% w/w to about 10% w/w, about 6% w/w to about 8% w/w, about 4% w/w to about 6% w/w, or about 2% w/w to about 4% w/w.

17. The immediate release solid tablet formulation of claim 1, wherein the binder is polyvinylpyrrolidone.

18. The immediate release solid tablet formulation of claim 1, wherein the binder is hydroxypropyl cellulose.

19. The immediate release solid tablet formulation of claim 1, wherein the binder is hydroxypropyl cellulose; and hydroxypropyl cellulose is present in an amount from about 0.1% w/w to about 10% w/w, about 0.1% w/w to about 5% w/w, about 0.1% w/w to about 2% w/w, about 0.1% w/w to about 1.1% w/w, or about 0.1% w/w to about 1% w/w.

20. The immediate release solid tablet formulation of claim 1, wherein the binder is polyvinylpyrrolidone; and polyvinylpyrrolidone is present in an amount from about 1% w/w to about 10% w/w or about 1% w/w to about 5% w/w.

21. The immediate release solid tablet formulation of claim 1, wherein at least one excipient is a surfactant.
22. The immediate release solid tablet formulation of claim 1, wherein the formulation further comprises one or more glidants.
- 5 23. The high-load solid tablet formulation of any one of claims 1 to 5, wherein the excipients comprise microcrystalline cellulose, crospovidone, polyvinylpyrrolidone, croscarmellose sodium, colloidal silicon dioxide, and magnesium stearate.
24. The high-load solid tablet formulation of any one of claims 1-23, wherein the colloidal silicon dioxide is present in an amount from 0.1% w/w to 1.5% w/w.
- 10 25. The high-load solid tablet formulation of any one of claims 1-24, wherein the magnesium stearate is present in an amount from 0.01% w/w to 5% w/w.
26. The high-load solid tablet formulation of any one of claims 1-24, wherein the magnesium stearate is present in an amount from 0.01% w/w to 2% w/w.
27. The high-load solid tablet formulation of any one of claims 1-24, wherein the
15 magnesium stearate is present in an amount from 0.1% w/w to 0.7% w/w.
28. The immediate release solid tablet formulation of claim 1, wherein the solid tablet formulation comprises intragranular and extragranular excipients; and the intragranular excipients comprise lactose, microcrystalline cellulose, croscarmellose sodium, and hydroxypropyl cellulose; and the extragranular excipients comprise croscarmellose
20 sodium, sodium lauryl sulfate, colloidal silicon dioxide, and magnesium stearate.
29. The immediate release solid tablet formulation of claim 1, wherein the solid tablet formulation comprises intragranular and extragranular excipients; and
the intragranular excipients comprise:
lactose in an amount from about 5% w/w to about 20% w/w, about 8% w/w to
25 about 15% w/w, or about 8% w/w to about 14% w/w;
microcrystalline cellulose in an amount from about 5% w/w to about 20% w/w,
about 8% w/w to about 20% w/w, or about 8% w/w to about 15% w/w;
croscarmellose sodium in an amount from about 2% w/w to about 10% w/w,
about 2% w/w to about 5% w/w, or about 2% w/w to about 4% w/w; and

hydroxypropyl cellulose in an amount from about 0.1% w/w to about 2% w/w, about 0.1% w/w to about 1.1% w/w, or about 0.1% w/w to about 1% w/w; and

the extragranular excipients comprise

croscarmellose sodium in an amount from about 2% w/w to about 5% w/w, about 2% w/w to about 5% w/w, or about 2% w/w to about 4% w/w;

sodium lauryl sulfate in an amount from about 4% w/w to about 10% w/w, about 4% w/w to about 8% w/w, or about 5% w/w to about 6% w/w;

colloidal silicon dioxide in an amount from about 0.1% w/w to about 1.5% w/w, about 0.4% w/w to about 0.8% w/w, or about 0.5% w/w to about 0.6% w/w; and

magnesium stearate in an amount from about 0.1% w/w to about 1.5% w/w, about 0.4% w/w to about 0.8% w/w, or about 0.5% w/w to about 0.6% w/w.

30. The immediate release solid tablet formulation of claim 1, wherein the solid tablet formulation comprises intragranular and extragranular excipients; and the intragranular excipients comprise lactose, sodium lauryl sulfate, polyvinylpyrrolidone and croscarmellose sodium; and the extragranular excipients comprise croscarmellose sodium, sodium lauryl sulfate, microcrystalline cellulose, colloidal silicon dioxide, and magnesium stearate.

31. The immediate release solid tablet formulation of claim 1, wherein the solid tablet formulation comprises intragranular and extragranular excipients; and

the intragranular excipients comprise:

lactose in an amount from about 10% w/w to about 20% w/w or about 12% w/w to about 15% w/w;

polyvinylpyrrolidone in an amount from about 1% w/w to about 5% w/w or about 1% w/w to about 3% w/w;

croscarmellose sodium in an amount from about 1% w/w to about 10% w/w or about 3% w/w to about 7% w/w; and

sodium lauryl sulfate in an amount from about 0.5% w/w to about 2% w/w or about 0.5% w/w to about 1.5% w/w; and

the extragranular excipients comprise

croscarmellose sodium in an amount from about 1% w/w to about 5% w/w or about 1% w/w to about 3% w/w;

sodium lauryl sulfate in an amount from about 0.5% w/w to about 10% w/w or about 0.5% w/w to about 4% w/w;

microcrystalline cellulose in an amount from about 1% w/w to about 10% w/w or about 2% w/w to about 5% w/w;

colloidal silicon dioxide in an amount from about 0.4% w/w to about 0.8% w/w or about 0.5% w/w to about 0.6% w/w; and

5 magnesium stearate in an amount from about 0.4% w/w to about 0.8% w/w or about 0.5% w/w to about 0.6% w/w.

32. The immediate release solid tablet formulation of claim 1, comprising:

- a) about 69% w/w to about 71% w/w of ibrutinib,
- b) about 13% w/w to about 15% w/w of lactose monohydrate,
- 10 c) about 2% w/w to about 5% w/w of microcrystalline cellulose,
- d) about 1% w/w to about 3% w/w of polyvinylpyrrolidone,
- e) about 6% w/w to about 8% w/w of croscarmellose sodium,
- f) about 1% w/w to about 4% w/w of sodium lauryl sulfate,
- g) about 0.4% w/w to about 0.6% w/w of colloidal silicon dioxide, and
- 15 h) about 0.4% w/w to about 0.6% w/w of magnesium stearate.

33. The immediate release solid tablet formulation of claim 1, comprising:

- a) about 70% w/w of ibrutinib,
- b) about 14% w/w of lactose monohydrate,
- c) about 5% w/w of microcrystalline cellulose,
- 20 d) about 2% w/w of polyvinylpyrrolidone,
- e) about 7% w/w of croscarmellose sodium,
- f) about 1% w/w of sodium lauryl sulfate,
- g) about 0.5% w/w of colloidal silicon dioxide, and
- h) about 0.5% w/w of magnesium stearate.

25 34. The immediate release solid tablet formulation of claim 1, comprising:

- a) about 70% w/w of ibrutinib,
- b) about 14% w/w of lactose monohydrate,
- c) about 2% w/w of microcrystalline cellulose,
- d) about 2% w/w of polyvinylpyrrolidone,
- 30 e) about 7% w/w of croscarmellose sodium,
- f) about 4% w/w of sodium lauryl sulfate,
- g) about 0.5% w/w of colloidal silicon dioxide, and
- h) about 0.5% w/w of magnesium stearate.

35. The immediate release solid tablet formulation of claim 1, wherein the formulation comprises:

- a) about 65% w/w to about 75% w/w of ibrutinib,
- b) about 14% w/w to about 18% w/w of lactose monohydrate,
- 5 c) about 1% w/w to about 3% w/w of polyvinylpyrrolidone,
- d) about 0.5% w/w to about 1.5% w/w of sodium lauryl sulfate,
- e) about 5% w/w to about 15% w/w of crospovidone,
- f) about 0.3% w/w to about 0.7% w/w of colloidal silicon dioxide, and
- g) about 0.3% w/w to about 0.7% w/w of magnesium stearate.

10 36. The immediate release solid tablet formulation of claim 1, wherein the formulation comprises:

- a) about 59% w/w to about 61% w/w of ibrutinib,
- b) about 13% w/w to about 15% w/w of lactose,
- c) about 13% w/w to about 15% w/w of microcrystalline cellulose,
- 15 d) about 4% w/w to about 6% w/w of croscarmellose sodium,
- e) about 5% w/w to about 7% w/w of sodium lauryl sulfate,
- f) about 0.4% w/w to about 0.6% w/w of colloidal silicon dioxide, and
- g) about 0.4% w/w to about 0.6% w/w of magnesium stearate.

20 37. The immediate release solid tablet formulation of claim 1, wherein the formulation comprises:

- a) about 59% w/w to about 61% w/w of ibrutinib,
- b) about 13% w/w to about 14% w/w of lactose,
about 13% w/w to about 14% w/w of microcrystalline cellulose,
- 25 d) about 2% w/w to about 3% w/w of croscarmellose sodium
(intragranular),
- e) about 0.8% w/w to about 1.2% w/w of hydroxypropyl cellulose,
- f) about 2% w/w to about 3% w/w of croscarmellose sodium
(extragranular),
- g) about 5.5% w/w to about 6.5% w/w of sodium lauryl sulfate,
- 30 h) about 0.4% w/w to about 0.6% w/w of colloidal silicon dioxide, and
- i) about 0.4% w/w to about 0.6% w/w of magnesium stearate.

38. The immediate release solid tablet formulation of claim 1, wherein the formulation comprises:

- a) about 69% w/w to about 71% w/w of ibrutinib,
- b) about 8% w/w to about 9% w/w of lactose,
- 5 c) about 8% w/w to about 9% w/w of microcrystalline cellulose,
- d) about 2.5% w/w to about 3.5% w/w of croscarmellose sodium (intragranular),
- e) about 2.5% w/w to about 3.5% w/w of croscarmellose sodium (extragranular),
- 10 g) about 5.5% w/w to about 6.5% w/w of sodium lauryl sulfate,
- h) about 0.4% w/w to about 0.6% w/w of colloidal silicon dioxide, and
- i) about 0.4% w/w to about 0.6% w/w of magnesium stearate.

39. The immediate release solid tablet formulation of claim 1, wherein the solid tablet formulation is used for one tablet once a day dosing.

15 40. The immediate release solid tablet formulation of any one of claims 1 to 39, wherein the high-load solid tablet formulation is prepared using a process comprising a wet granulation method.

41. A process for preparing the solid tablet formulation of any one of claims 1 to 39, wherein the process comprises a wet granulation method.

20 42. The process of claim 41, wherein the wet granulation method comprises granulating a mixture of ibrutinib and one or more excipients with a granulation liquid to form granules.

43. The process of claim 41, further comprising forming the granules into tablets.

Pharmacyclics LLC

25

**Patent Attorneys for the Applicant/Nominated Person
SPRUSON & FERGUSON**

FIG. 1

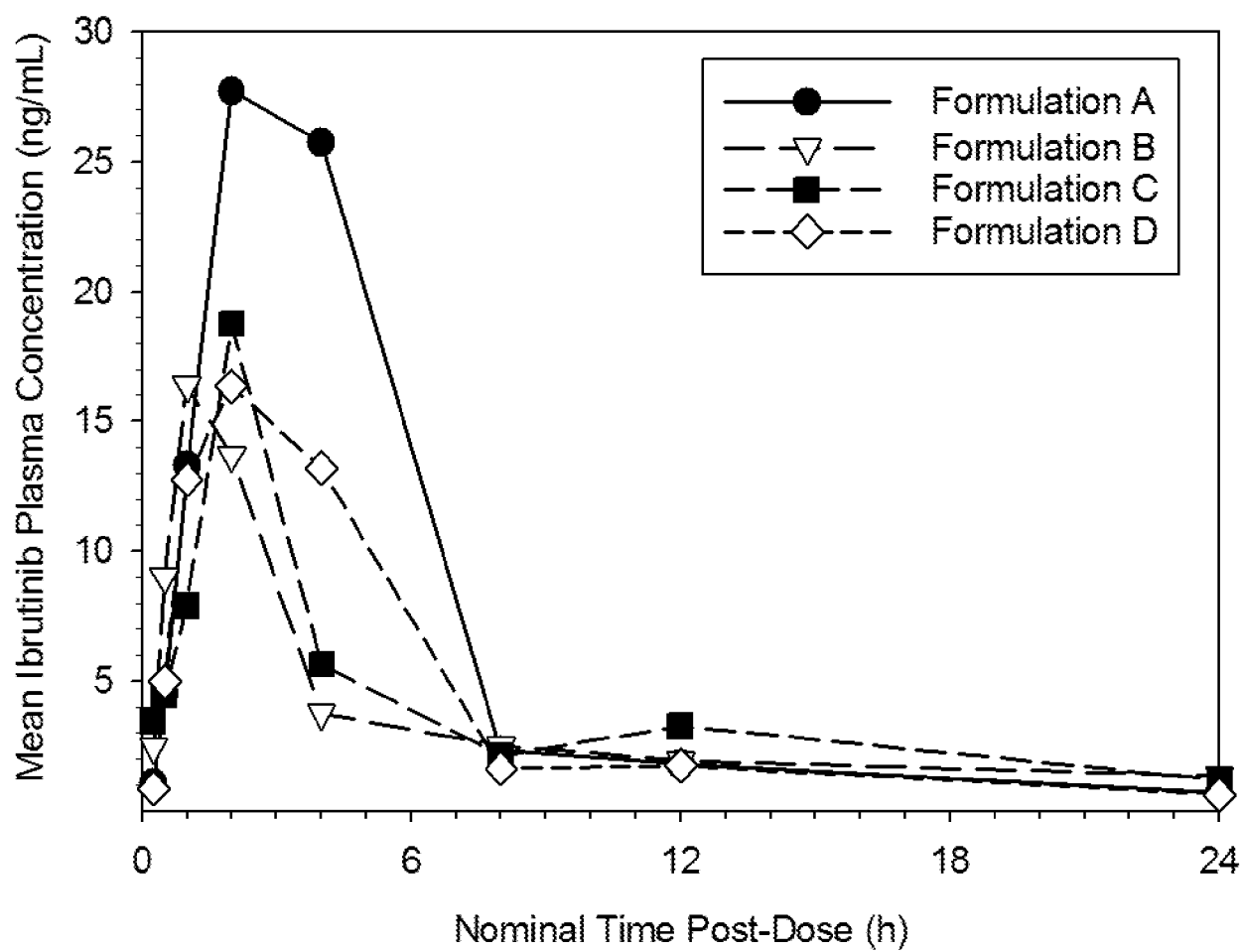
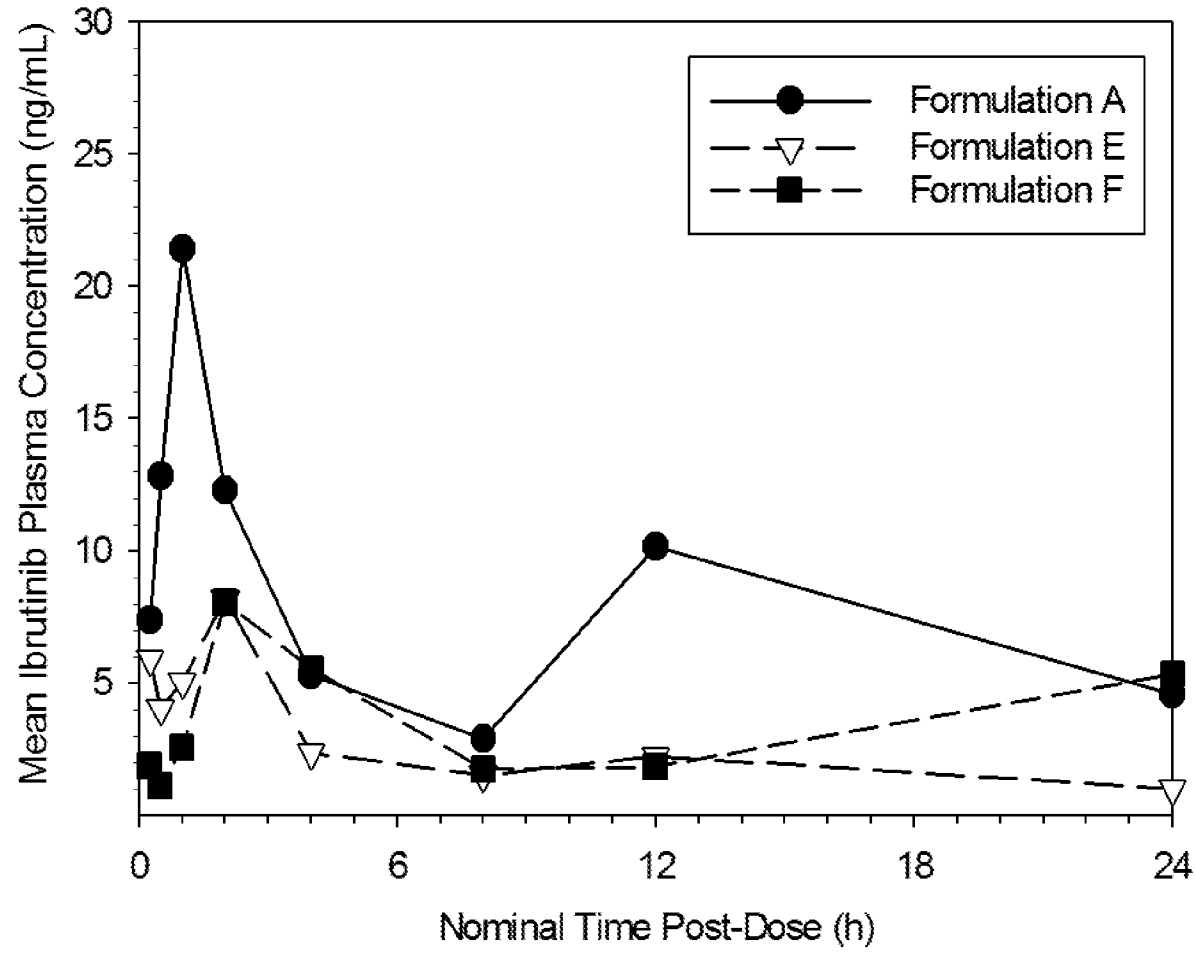


FIG. 2



3/3

FIG. 3

