

(19) World Intellectual Property Organization
International Bureau



(43) International Publication Date
8 May 2008 (08.05.2008)

PCT

(10) International Publication Number
WO 2008/054796 A2

(51) International Patent Classification:
A61K 31/519 (2006.01)

(74) Agent: STERCHO, Yuriy, P.; 145 King of Prussia Road,
RA1-5, Radnor, PA 19087 (US).

(21) International Application Number:
PCT/US2007/023016

(81) Designated States (unless otherwise indicated, for every
kind of national protection available): AE, AG, AL, AM,
AT, AU, AZ, BA, BB, BG, BH, BR, BW, BY, BZ, CA, CH,
CN, CO, CR, CU, CZ, DE, DK, DM, DO, DZ, EC, EE, EG,
ES, FI, GB, GD, GE, GH, GM, GT, HN, HR, HU, ID, IL,
IN, IS, JP, KE, KG, KM, KN, KP, KR, KZ, LA, LC, LK,
LR, LS, LT, LU, LY, MA, MD, ME, MG, MK, MN, MW,
MX, MY, MZ, NA, NG, NI, NO, NZ, OM, PG, PH, PL,
PT, RO, RS, RU, SC, SD, SE, SG, SK, SL, SM, SV, SY,
TJ, TM, TN, TR, TT, TZ, UA, UG, US, UZ, VC, VN, ZA,
ZM, ZW.

(22) International Filing Date: 31 October 2007 (31.10.2007)

(25) Filing Language: English

(26) Publication Language: English

(30) Priority Data:
60/855,623 31 October 2006 (31.10.2006) US

(71) Applicant (for all designated States except US):
JANSSEN PHARMACEUTICA, N.V. [BE/BE];
Turnhoutseweg 30, B-2340 Beerse (BE).

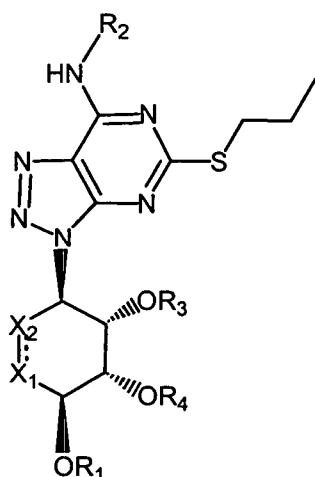
(84) Designated States (unless otherwise indicated, for every
kind of regional protection available): ARIPO (BW, GH,
GM, KE, LS, MW, MZ, NA, SD, SL, SZ, TZ, UG, ZM,
ZW), Eurasian (AM, AZ, BY, KG, KZ, MD, RU, TJ, TM),
European (AT, BE, BG, CH, CY, CZ, DE, DK, EE, ES, FI,
FR, GB, GR, HU, IE, IS, IT, LT, LU, LV, MC, MT, NL, PL,
PT, RO, SE, SI, SK, TR), OAPI (BF, BJ, CF, CG, CI, CM,
GA, GN, GQ, GW, ML, MR, NE, SN, TD, TG).

(72) Inventors; and

(75) Inventors/Applicants (for US only): ZHANG,
Han-Cheng [US/US]; 109 Bryan Way, Lansdale, PA
19446 (US). MARYANOFF, Bruce, E. [US/US]; 4029
Devonshire Drive, Forest Grove, PA 18922 (US). YE,
Hong [US/US]; 124 Canterbury Lane, Lansdale, PA 19446
(US). CHEN, Cailin [US/US]; 513 Clydesdale Drive,
New Hope, PA 18938 (US).

Published:
— without international search report and to be republished
upon receipt of that report

(54) Title: TRIAZOLOPYRIMIDINE DERIVATIVES AS ADP P2Y₁₂ RECEPTOR ANTAGONISTS



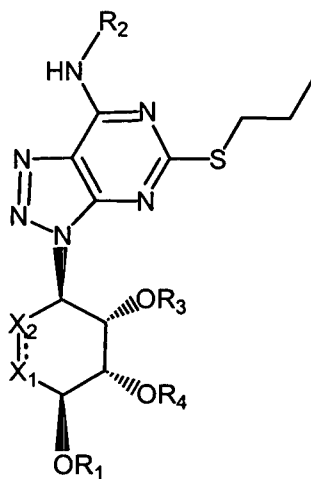
(I)

(57) Abstract: The present invention is directed to novel bicyclic triazolopyrimidine compounds of Formula (I) or a form thereof, wherein X₁, X₂, R₁, R₂, R₃ and R₄ are as defined herein, and their methods of preparation and use as ADP inhibitors.

WO 2008/054796 A2

ABSTRACT

The present invention is directed to novel bicyclic triazolopyrimidine compounds of Formula (I) or a form thereof:



- 5 wherein X₁, X₂, R₁, R₂, R₃ and R₄ are as defined herein, and their methods of preparation and use as ADP inhibitors.

TRIAZOLOPYRIMIDINE DERIVATIVES AS ADP P2Y₁₂ RECEPTOR ANTAGONISTS

CROSS REFERENCE TO RELATED APPLICATIONS

This present application claims benefit of U.S. Provisional Patent
5 Application Serial No. 60/855623, filed October 31, 2006, which is incorporated
herein by reference in its entirety and for all purposes.

FIELD OF THE INVENTION

The present invention is directed to novel triazolopyrimidine compounds
or forms thereof, their methods of preparation and use as ADP P2Y₁₂ receptor
10 antagonists and platelet aggregation inhibitors for treating a platelet-mediated
thrombotic disorder.

BACKGROUND OF THE INVENTION

Agonist-induced platelet activation results in platelet-endothelium and
platelet-platelet interactions that lead to platelet aggregation, a process
15 responsible for thrombus or hemostatic plug formation. Although the process
plays an important role in repairing damaged vessel walls or wound healing,
aberrant platelet aggregation is pathophysiological for arterial thrombosis.

Thrombosis is one of the main causes of death in the world and is
involved in various disease conditions, such as cardiac infarction, unstable
20 angina pectoris, stable angina pectoris, transitory ischemic attacks (TIA),
stroke, peripheral arterial occlusion diseases, re-occlusions and restenosis
after angioplasty or aortocoronary bypass, deep vein thromboses and
arteriosclerosis.

A number of converging pathways lead to platelet aggregation, the final
25 common event in which is a cross linking of platelets resulting from the binding
of fibrinogen to the glycoprotein IIb/IIIa (GPIIb/IIIa) membrane binding site. The
high anti-platelet aggregation efficacy of antibodies or antagonists for GPIIb/IIIa

interferes with the binding of fibrinogen and also results in the adverse bleeding events observed with this class of agent. Thrombin can produce platelet aggregation largely independently of other pathways but substantial quantities of thrombin are unlikely to be present without prior activation of platelets by
5 other mechanisms.

ADP (adenosine 5'-diphosphate) acts as a key mediator for thrombosis. A pivotal role for ADP is supported by the fact that other agents, such as adrenaline and 5-hydroxytryptamine (5HT, serotonin) will only produce aggregation in the presence of ADP. The limited anti-thrombotic activity of
10 aspirin may reflect the fact that it blocks only one source of ADP released in a thromboxane-dependent manner following platelet adhesion. Aspirin has no effect on aggregation produced by other sources of ADP, such as damaged cells or ADP released under conditions of turbulent blood flow. ADP-induced platelet aggregation is induced by the purinoceptor P_{2T} subtype receptor
15 located on the platelet membrane.

Further, ADP released from aggregated platelet dense granules induces secondary aggregation via the feedback process that amplifies and propagates platelet activation induced by other agonists, such as collagen, thromboxin, 5HT, and serotonin. The inhibition of platelet aggregation induced by ADP is
20 one of several antiplatelet drug mechanisms used for reducing the risk of clinical arterial and venous thrombotic events.

Current evidence suggests that there are three types of ADP receptor on platelet surfaces, classified as P2X₁, P2Y₁, and P2Y₁₂ (also referred to as P_{2T}, P_{2TAC}, P_{2YADP}, or P_{2cyc}) receptors.

25 The P2Y₁ receptor is linked to activation of phospholipase C via the G_q protein and elevated cytosolic calcium and calcium influx via formation of IP₃ and release of Ca⁺⁺ from intracellular stores. These are involved in shape changes and transient aggregation. The P2Y₁₂ receptor has been characterized pharmacologically using selective antagonists as the receptor
30 linked via G_i to inhibition of adenylate cyclase. Accordingly, the P2Y₁₂ receptor

mediates a fall in the cyclic AMP level in response to ADP that further mediates degranulation and sustained aggregation.

Therefore, an ADP P2Y₁₂ receptor antagonist would provide a more efficacious anti-thrombotic agent than aspirin or currently available therapies
5 but with less profound effects on bleeding than other antagonists of the fibrinogen receptor.

PCT Application WO97/35539 (see U.S. Patent 6,107,300 and 6,448,261) describes the preparation of arylamino fused pyridines and pyrimidines as CRF antagonists. United States Patent 4,076,711 describes
10 triazolopyrimidine compounds for the topical treatment of psoriasis. United States Patent 6,458,796 describes triazolopyrimidine compounds as inhibitors of cGMP metabolizing phosphodiesterases. PCT Application WO04/018473 describes azapurine derivatives as cyclin-dependent kinase inhibitors.

The article ν -Triazolo[4,5-d]pyrimidines (8-azapurines). Part 18. Three
15 new reactions for synthesizing 8-azapurinethiones from 4-amino-5-cyano-1,2,3-triazoles (Adrien A., Lin C.J., *Journal of the Chemical Society, Perkin Transactions 1: Organic and Bio-Organic Chemistry* (1972-1999) (1977), (2), 210-13) describes a 3,4-dihydro-7-(phenylamino)-3-(phenylmethyl)-5H-1,2,3-triazolo[4,5-d]pyrimidine-5-thione compound.

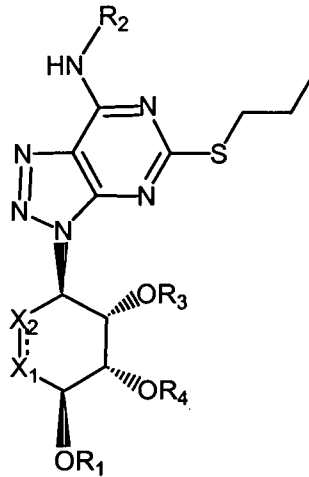
Each of the following references describes cyclohexyl substituted
20 triazolopyrimidine compounds: Teran C., Santana L., Uriarte E., Vina D., De Clercq E., Purine Derivatives of 1,2-Disubstituted Cyclohexane Analogues of Nucleosides, *Nucleosides, Nucleotides & Nucleic Acids*, (2003), 22(5-8), 787-789; Biagi G., Giorgi I., Livi O., Pacchini F., Rum P., Scartoni V., Costa B.,
25 Mazzone M., Giusti, L., erythro- and threo-2-Hydroxynonyl substituted 2-phenyladenines and 2-phenyl-8-azaadenines: ligands for A1 adenosine receptors and adenosine deaminase, *Farmaco*, (2002), 57(3), 221-233; Biagi G., Giorgi I., Livi O., Scartoni V., Lucacchini A., N(9)-substituted 2-phenyl-N(6)-benzyl-8-azaadenines: A1 adenosine receptor affinity. A comparison with the
30 corresponding N(6)-substituted 2-phenyl-N(9)-benzyl-8-azaadenines, *Farmaco*, (1996), 51(6), 395-399; Biagi G., Giorgi I., Livi O., Scartoni V., Breschi C.,

- Martini C., Scatizzi, R., N(6) or N(9) substituted 2-phenyl-8-azaadenines: affinity for A1 adenosine receptors. VII, *Farmaco*, (1995), 50(10), 659-67; Kotva R., Semonsky M., Vachek J., Jelinek V., Substances with antineoplastic activity. XLI. δ -(8-Aza-6-purinylothio)valeric acid and some of its 9-alkyl and 9-cycloalkyl derivatives, *Collection of Czechoslovak Chemical Communications*, (1970), 35(5), 1610-13; Koppel H.C., O'Brien D.E., Robins, R.K., Potential purine antagonists. XIX. Synthesis of some 9-alkyl(aryl)-2-amino-6-substituted purines and related ν -triazolo[d]pyrimidines, *Journal of the American Chemical Society*, (1959), 81, 3046-51; Leese C.L., Timmis G.M., Potential antipurines. 10 II. Synthesis of 6- and 9-substituted purines and 8-azapurines, *Journal of the Chemical Society, Abstracts*, (1958) 4107-10

Each of the following references describes cyclohexenyl substituted triazolopyrimidine compounds: Konkel M.J., Vince R., Palladium-Catalyzed Allylic Coupling of 1,2,3-Triazolo[4,5-d]pyrimidines (8-Azapurines), *Journal of Organic Chemistry*, (1996), 61(18), 6199-6204; and, Konkel M.J., Vince R., 15 Synthesis and biological activity of cyclohexenyl nucleosides. *cis*-5-(9H-Purin-9-yl)-3-cyclohexenyl carbinols and their 8-azapurinyl analogs, *Nucleosides & Nucleotides*, (1995), 14(9 & 10), 2061-77.

SUMMARY OF THE INVENTION

The present invention is directed to a compound of Formula (I) or a form thereof:



5

(I)

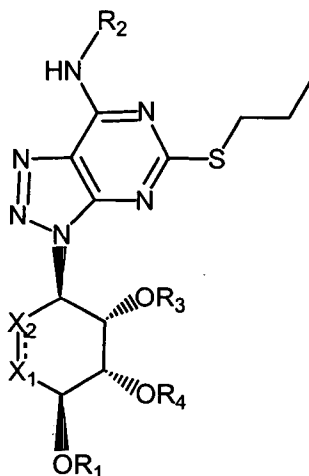
wherein X₁, X₂, R₁, R₂, R₃ and R₄ are as defined herein. Compounds of Formula (I) are useful as ADP P2Y₁₂ receptor antagonists.

The present invention is further directed to a method for ameliorating, treating or preventing a platelet-mediated thrombotic disease, disorder or condition in a subject in need thereof comprising administering to the subject an effective amount of a compound of Formula (I) or a form thereof.

This invention is also directed to a method for inhibiting platelet aggregation in a subject in need thereof comprising administering to the subject an effective amount of a compound of Formula (I) or a form thereof.

DETAILED DESCRIPTION OF THE INVENTION

The present invention provides a compound of Formula (I):



(I)

5 or a form thereof, wherein:

R₁ is selected from hydrogen, hydroxy-C₁₋₈alkyl, C₁₋₈alkoxy-C₁₋₈alkyl or carboxy-C₁₋₈alkyl;

R₂ is selected from C₁₋₈alkyl, C₁₋₈alkoxy-C₁₋₈alkyl, C₁₋₈alkyl-thio-C₁₋₈alkyl, C₃₋₈cycloalkyl, C₃₋₈cycloalkyl-C₁₋₈alkyl, phenyl-C₁₋₈alkyl, heterocyclyl, heterocyclyl-C₁₋₈alkyl, heteroaryl-C₁₋₈alkyl or halo-C₁₋₈alkyl,

10 wherein each instance of C₃₋₈cycloalkyl, heterocyclyl and heteroaryl is optionally substituted with C₁₋₈alkyl, phenyl or benzyl, wherein phenyl is optionally substituted with C₁₋₄alkyl, C₁₋₄alkoxy, amino, C₁₋₄alkyl-amino, hydroxy, cyano, halo-C₁₋₄alkyl or halogen;

15 R₃ and R₄ are each selected from hydrogen or are optionally taken together with the carbon atoms of attachment to form a heterocyclyl ring having 5 or 6 ring members, wherein said heterocyclyl ring is optionally substituted with one or two C₁₋₈alkyl substituents; and,

20 X₁ and X₂ are each selected from CH, CH₂ or CH(OH), wherein when either X₁ or X₂ is CH, then X₁ and X₂ must both be CH and the dashed line represents a double bond.

An example of the present invention is a compound of Formula (I) and a form thereof wherein R₁ is selected from hydrogen, hydroxy-C₁₋₈alkyl or carboxy-C₁₋₈alkyl.

5 An example of the present invention is a compound of Formula (I) and a form thereof wherein R₁ is selected from hydrogen, hydroxy-C₁₋₄alkyl or carboxy-C₁₋₄alkyl.

An example of the present invention is a compound of Formula (I) and a form thereof wherein R₁ is selected from hydrogen or hydroxy-C₁₋₄alkyl.

10 An example of the present invention is a compound of Formula (I) and a form thereof wherein R₁ is hydrogen or carboxy-C₁₋₄alkyl.

An example of the present invention is a compound of Formula (I) and a form thereof wherein
R₂ is selected from C₁₋₄alkyl, C₁₋₄alkoxy-C₁₋₄alkyl, C₁₋₄alkyl-thio-C₁₋₄alkyl,
C₃₋₆cycloalkyl, C₃₋₆cycloalkyl-C₁₋₄alkyl, phenyl-C₁₋₄alkyl, heterocyclyl,
15 heterocyclyl-C₁₋₄alkyl, heteroaryl-C₁₋₄alkyl or halo-C₁₋₄alkyl,
wherein each instance of C₃₋₆cycloalkyl, heterocyclyl and heteroaryl is
optionally substituted with C₁₋₄alkyl, phenyl or benzyl, wherein phenyl is
optionally substituted with C₁₋₄alkyl, C₁₋₄alkoxy, amino, C₁₋₄alkyl-amino,
hydroxy, cyano, halo-C₁₋₄alkyl or halogen.

20 An example of the present invention is a compound of Formula (I) and a form thereof wherein
R₂ is selected from C₁₋₄alkyl, C₃₋₆cycloalkyl, heterocyclyl, heterocyclyl-C₁₋₄alkyl
or heteroaryl-C₁₋₄alkyl,
wherein each instance of C₃₋₆cycloalkyl, heterocyclyl and heteroaryl is
25 optionally substituted with C₁₋₄alkyl, phenyl or benzyl, wherein phenyl is
optionally substituted with halogen.

An example of the present invention is a compound of Formula (I) and a form thereof wherein
R₂ is selected from C₁₋₄alkyl, cyclopropyl, heterocyclyl, pyrrolidinyl-C₁₋₄alkyl,
30 tetrahydrofuranyl-C₁₋₄alkyl, furanyl-C₁₋₄alkyl, thienyl-C₁₋₄alkyl or
pyrrolyl-C₁₋₄alkyl,

wherein cyclopropyl is optionally substituted with phenyl, wherein phenyl is optionally substituted with halogen, and wherein pyrrolyl and pyrrolidinyl are each optionally substituted with C₁₋₄alkyl or benzyl.

5 An example of the present invention is a compound of Formula (I) and a form thereof wherein R₂ is selected from C₁₋₄alkyl, cyclopropyl, tetrahydrofuranyl-C₁₋₄alkyl or thienyl-C₁₋₄alkyl, wherein cyclopropyl is optionally substituted with phenyl, and wherein phenyl is optionally substituted with halogen.

10 An example of the present invention is a compound of Formula (I) and a form thereof wherein R₂ is cyclopropyl substituted with phenyl, wherein phenyl is optionally substituted with halogen.

 An example of the present invention is a compound of Formula (I) and a form thereof wherein R₂ is cyclopropyl substituted with phenyl.

15 An example of the present invention is a compound of Formula (I) and a form thereof wherein R₃ and R₄ are each hydrogen.

 An example of the present invention is a compound of Formula (I) and a form thereof wherein R₃ and R₄ are taken together with the carbon atoms of attachment to form a [1,3]dioxolanyl ring, wherein said ring is optionally
20 substituted with one or two C₁₋₈alkyl substituents.

 An example of the present invention is a compound of Formula (I) and a form thereof wherein R₃ and R₄ are taken together with the carbon atoms of attachment to form a [1,3]dioxolanyl ring, wherein said ring is substituted with two methyl substituents.

25 An example of the present invention is a compound of Formula (I) and a form thereof wherein X₁ and X₂ are each selected from CH₂ or CH(OH).

 An example of the present invention is a compound of Formula (I) and a form thereof wherein X₁ and X₂ are each CH and the dashed line represents a double bond.

An example of the present invention is a compound of Formula (I) and a form thereof wherein

R₁ is selected from hydrogen, hydroxy-C₁₋₈alkyl or carboxy-C₁₋₈alkyl;

R₂ is selected from C₁₋₄alkyl, C₁₋₄alkoxy-C₁₋₄alkyl, C₁₋₄alkyl-thio-C₁₋₄alkyl,

5 C₃₋₆cycloalkyl, C₃₋₆cycloalkyl-C₁₋₄alkyl, phenyl-C₁₋₄alkyl, heterocyclyl, heterocyclyl-C₁₋₄alkyl, heteroaryl-C₁₋₄alkyl or halo-C₁₋₄alkyl,

wherein each instance of C₃₋₆cycloalkyl, heterocyclyl and heteroaryl is

optionally substituted with C₁₋₄alkyl, phenyl or benzyl, wherein phenyl is optionally substituted with C₁₋₄alkyl, C₁₋₄alkoxy, amino, C₁₋₄alkyl-amino,

10 hydroxy, cyano, halo-C₁₋₄alkyl or halogen;

R₃ and R₄ are each hydrogen; and

X₁ and X₂ are each selected from CH, CH₂ or CH(OH), wherein when either X₁ or X₂ is CH, then X₁ and X₂ must both be CH and the dashed line represents a double bond.

15 An example of the present invention is a compound of Formula (I) and a form thereof wherein

R₁ is selected from hydrogen, hydroxy-C₁₋₄alkyl or carboxy-C₁₋₄alkyl;

R₂ is selected from C₁₋₄alkyl, C₃₋₆cycloalkyl, heterocyclyl, heterocyclyl-C₁₋₄alkyl or heteroaryl-C₁₋₄alkyl,

20 wherein each instance of C₃₋₆cycloalkyl, heterocyclyl and heteroaryl is

optionally substituted with C₁₋₄alkyl, phenyl or benzyl, wherein phenyl is optionally substituted with halogen;

R₃ and R₄ are each hydrogen; and

X₁ and X₂ are each selected from CH, CH₂ or CH(OH), wherein when either X₁ or X₂ is CH, then X₁ and X₂ must both be CH and the dashed line represents a double bond.

An example of the present invention is a compound of Formula (I) and a form thereof wherein

R₁ is selected from hydrogen, hydroxy-C₁₋₄alkyl or carboxy-C₁₋₄alkyl;

30 R₂ is selected from C₁₋₄alkyl, cyclopropyl, heterocyclyl, pyrrolidinyl-C₁₋₄alkyl, tetrahydrofuranyl-C₁₋₄alkyl, furanyl-C₁₋₄alkyl, thienyl-C₁₋₄alkyl or pyrrolyl-C₁₋₄alkyl,

wherein cyclopropyl is optionally substituted with phenyl, wherein phenyl is optionally substituted with halogen, and wherein pyrrolyl and pyrrolidinyl are each optionally substituted with C₁₋₄alkyl or benzyl;

- 5 R₃ and R₄ are each hydrogen; and
X₁ and X₂ are each selected from CH, CH₂ or CH(OH), wherein when either X₁ or X₂ is CH, then X₁ and X₂ must both be CH and the dashed line represents a double bond.

10 An example of the present invention is a compound of Formula (I) and a form thereof wherein

- R₁ is selected from hydrogen or hydroxy-C₁₋₄alkyl;
R₂ is selected from C₁₋₄alkyl, cyclopropyl, tetrahydrofuran-yl-C₁₋₄alkyl or thienyl-C₁₋₄alkyl, wherein cyclopropyl is optionally substituted with phenyl, wherein phenyl is optionally substituted with halogen;
15 R₃ and R₄ are each hydrogen; and
X₁ and X₂ are each selected from CH, CH₂ or CH(OH), wherein when either X₁ or X₂ is CH, then X₁ and X₂ must both be CH and the dashed line represents a double bond.

20 An example of the present invention is a compound of Formula (I) and a form thereof wherein

- R₁ is selected from hydrogen or hydroxy-C₁₋₄alkyl;
R₂ is cyclopropyl substituted with phenyl, wherein phenyl is optionally substituted with halogen;
R₃ and R₄ are each hydrogen; and
25 X₁ and X₂ are each selected from CH, CH₂ or CH(OH), wherein when either X₁ or X₂ is CH, then X₁ and X₂ must both be CH and the dashed line represents a double bond.

An example of the present invention is a compound of Formula (I) and a form thereof wherein

- 30 R₁ is selected from hydrogen or hydroxy-C₁₋₄alkyl;
R₂ is cyclopropyl substituted with phenyl;
R₃ and R₄ are each hydrogen; and

X_1 and X_2 are each selected from CH, CH₂ or CH(OH), wherein when either X_1 or X_2 is CH, then X_1 and X_2 must both be CH and the dashed line represents a double bond.

An example of the present invention is a compound of Formula (I) and a
5 form thereof wherein

R_1 is hydrogen or carboxy-C₁₋₄alkyl;

R_2 is selected from C₁₋₄alkyl, cyclopropyl, tetrahydrofuranyl-C₁₋₄alkyl or thienyl-C₁₋₄alkyl, wherein cyclopropyl is optionally substituted with phenyl, wherein phenyl is optionally substituted with halogen;

10 R_3 and R_4 are each hydrogen; and

X_1 and X_2 are each selected from CH, CH₂ or CH(OH), wherein when either X_1 or X_2 is CH, then X_1 and X_2 must both be CH and the dashed line represents a double bond.

An example of the present invention is a compound of Formula (I) and a
15 form thereof wherein

R_1 is hydrogen or carboxy-C₁₋₄alkyl;

R_2 is cyclopropyl substituted with phenyl, wherein phenyl is optionally substituted with halogen;

R_3 and R_4 are each hydrogen; and

20 X_1 and X_2 are each selected from CH, CH₂ or CH(OH), wherein when either X_1 or X_2 is CH, then X_1 and X_2 must both be CH and the dashed line represents a double bond.

An example of the present invention is a compound of Formula (I) and a
form thereof wherein

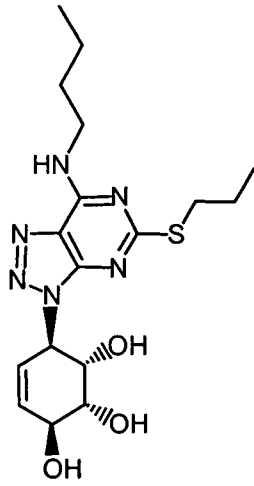
25 R_1 is hydrogen or carboxy-C₁₋₄alkyl;

R_2 is cyclopropyl substituted with phenyl;

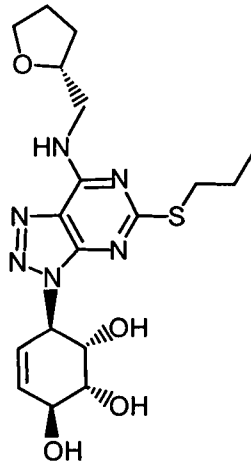
R_3 and R_4 are each hydrogen; and

30 X_1 and X_2 are each selected from CH, CH₂ or CH(OH), wherein when either X_1 or X_2 is CH, then X_1 and X_2 must both be CH and the dashed line represents a double bond.

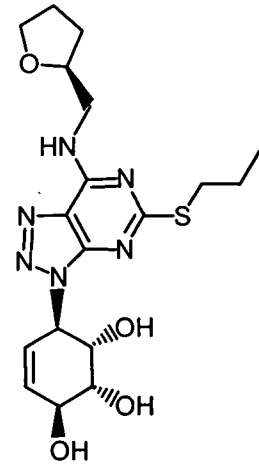
Compounds representative of a compound of Formula (I) or a form thereof include compounds and forms thereof selected from the group consisting of:



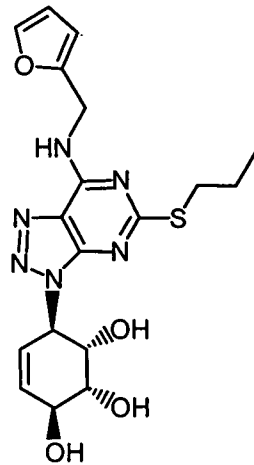
Cpd 1



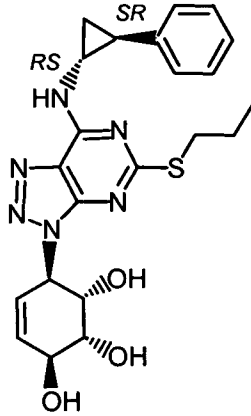
Cpd 2



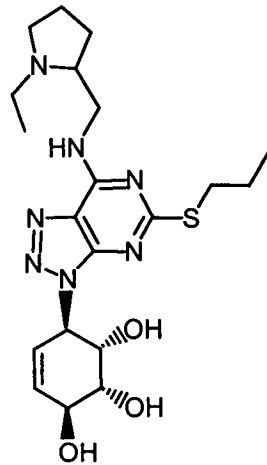
Cpd 3



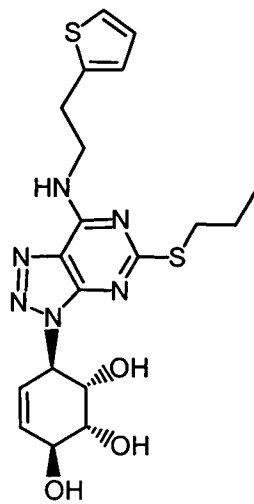
Cpd 4



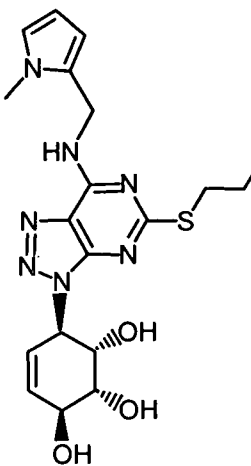
Cpd 5



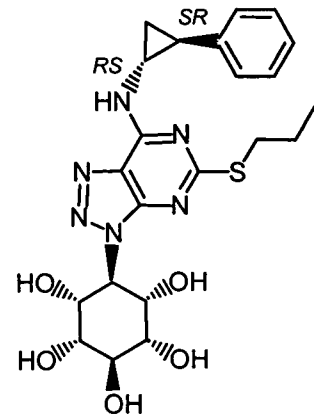
Cpd 6



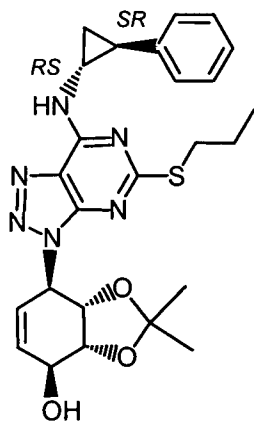
Cpd 7



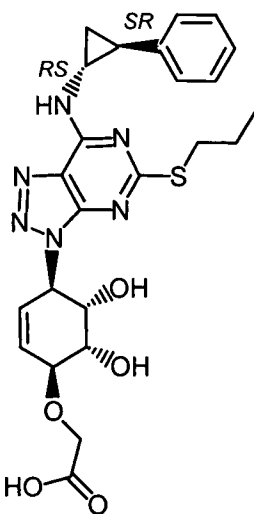
Cpd 8



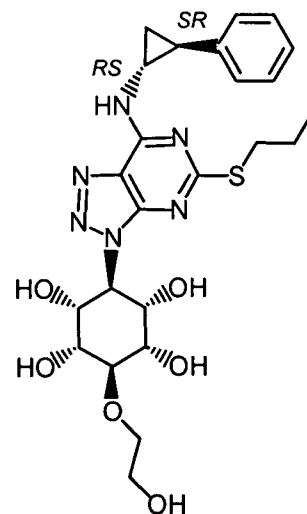
Cpd 9



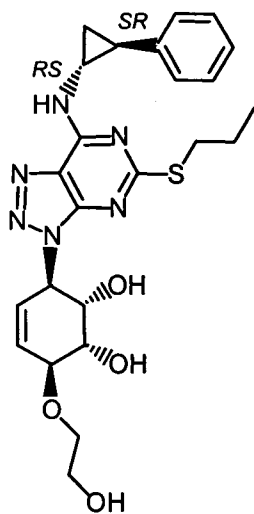
Cpd 10



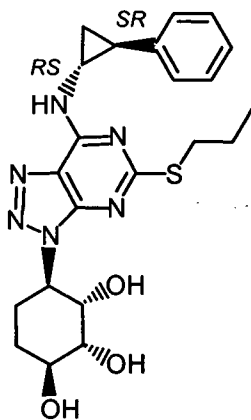
Cpd 11



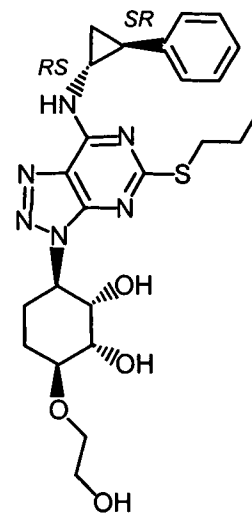
Cpd 12



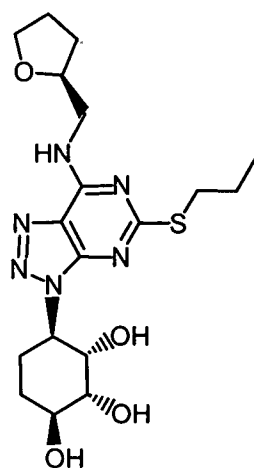
Cpd 13



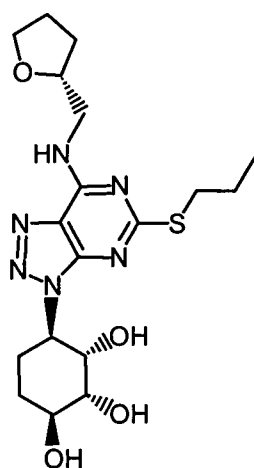
Cpd 14



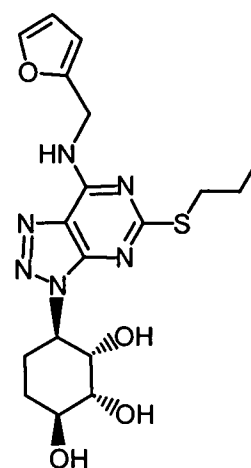
Cpd 15



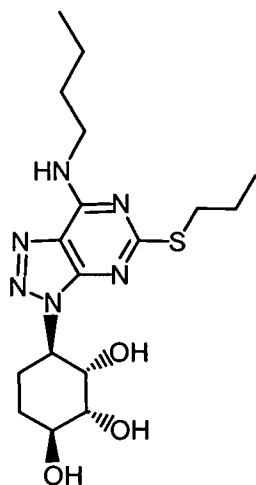
Cpd 16



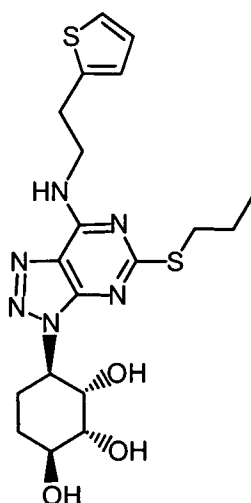
Cpd 17



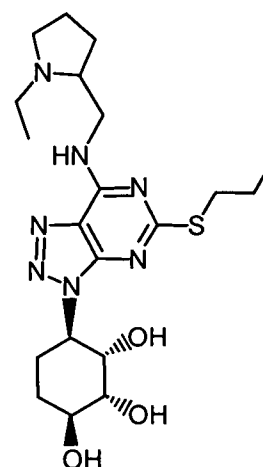
Cpd 18



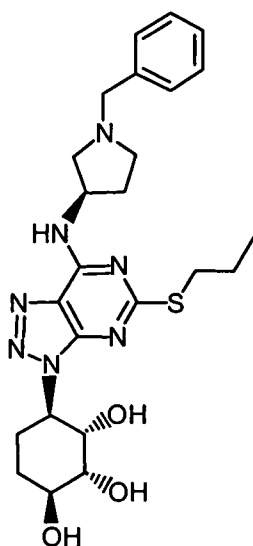
Cpd 19



Cpd 20



Cpd 21, and



Cpd 22.

Compounds representative of a compound of Formula (I) or a form thereof include Compounds 1 to 22 and forms thereof selected from:

Cpd	Name
1	(1 <i>S</i> ,2 <i>R</i> ,3 <i>S</i> ,6 <i>R</i>)-6-(7-butylamino-5-propylsulfanyl-[1,2,3]triazolo[4,5-d]pyrimidin-3-yl)-cyclohex-4-ene-1,2,3-triol,
2	(1 <i>S</i> ,2 <i>R</i> ,3 <i>S</i> ,6 <i>R</i>)-6-(5-propylsulfanyl-7-[(2 <i>R</i>)-tetrahydro-furan-2-ylmethyl]-amino)-[1,2,3]triazolo[4,5-d]pyrimidin-3-yl)-cyclohex-4-ene-1,2,3-triol,
3	(1 <i>S</i> ,2 <i>R</i> ,3 <i>S</i> ,6 <i>R</i>)-6-(5-propylsulfanyl-7-[(2 <i>S</i>)-tetrahydro-furan-2-ylmethyl]-amino)-[1,2,3]triazolo[4,5-d]pyrimidin-3-yl)-cyclohex-4-ene-1,2,3-triol,
4	(1 <i>S</i> ,2 <i>R</i> ,3 <i>S</i> ,4 <i>R</i>)-6-{7-[(furan-2-ylmethyl)-amino]-5-propylsulfanyl-[1,2,3]triazolo[4,5-d]pyrimidin-3-yl}-cyclohex-4-ene-1,2,3-triol,

Cpd	Name
5	(1 <i>S</i> ,2 <i>R</i> ,3 <i>S</i> ,6 <i>R</i>)-6-{7-[(1 <i>RS</i> ,2 <i>SR</i>)-2-phenyl-cyclopropylamino]-5-propylsulfanyl-[1,2,3]triazolo[4,5- <i>d</i>]pyrimidin-3-yl}-cyclohex-4-ene-1,2,3-triol,
6	(1 <i>S</i> ,2 <i>R</i> ,3 <i>S</i> ,4 <i>R</i>)-6-{7-[(1-ethyl-pyrrolidin-2-ylmethyl)-amino]-5-propylsulfanyl-[1,2,3]triazolo[4,5- <i>d</i>]pyrimidin-3-yl}-cyclohex-4-ene-1,2,3-triol,
7	(1 <i>S</i> ,2 <i>R</i> ,3 <i>S</i> ,4 <i>R</i>)-6-[5-propylsulfanyl-7-(2-thiophen-2-yl-ethylamino)-[1,2,3]triazolo[4,5- <i>d</i>]pyrimidin-3-yl]-cyclohex-4-ene-1,2,3-triol,
8	(1 <i>S</i> ,2 <i>R</i> ,3 <i>S</i> ,6 <i>R</i>)-6-{7-[(1-methyl-1 <i>H</i> -pyrrol-2-ylmethyl)-amino]-5-propylsulfanyl-[1,2,3]triazolo[4,5- <i>d</i>]pyrimidin-3-yl}-cyclohex-4-ene-1,2,3-triol,
9	(1 <i>R</i> ,2 <i>R</i> ,4 <i>S</i> ,5 <i>S</i>)-6-{7-[(1 <i>RS</i> ,2 <i>SR</i>)-phenyl-cyclopropylamino]-5-propylsulfanyl-[1,2,3]triazolo[4,5- <i>d</i>]pyrimidin-3-yl}-cyclohexane-1,2,3,4,5-pentaol,
10	(3 <i>aR</i> ,4 <i>S</i> ,7 <i>R</i> ,7 <i>aS</i>)-2,2-dimethyl-7-{7-[(1 <i>RS</i> ,2 <i>SR</i>)-2-phenyl-cyclopropylamino]-5-propylsulfanyl-[1,2,3]triazolo[4,5- <i>d</i>]pyrimidin-3-yl}-3 <i>a</i> ,4,7,7 <i>a</i> -tetrahydro-benzo[1,3]dioxol-4-ol,
11	[(1 <i>S</i> ,4 <i>R</i> ,5 <i>S</i> ,6 <i>S</i>)-5,6-dihydroxy-4-{7-[(1 <i>RS</i> ,2 <i>SR</i>)-2-phenyl-cyclopropylamino]-5-propylsulfanyl-[1,2,3]triazolo[4,5- <i>d</i>]pyrimidin-3-yl}-cyclohex-2-enyloxy]-acetic acid,
12	(1 <i>R</i> ,2 <i>R</i> ,4 <i>S</i> ,5 <i>S</i>)-3-(2-hydroxy-ethoxy)-6-{7-[(1 <i>RS</i> ,2 <i>SR</i>)-2-phenyl-cyclopropylamino]-5-propylsulfanyl-[1,2,3]triazolo[4,5- <i>d</i>]pyrimidin-3-yl}-cyclohexane-1,2,4,5-tetraol,
13	(1 <i>S</i> ,2 <i>S</i> ,3 <i>S</i> ,6 <i>R</i>)-3-(2-hydroxy-ethoxy)-6-{7-[(1 <i>RS</i> ,2 <i>SR</i>)-2-phenyl-cyclopropylamino]-5-propylsulfanyl-[1,2,3]triazolo[4,5- <i>d</i>]pyrimidin-3-yl}-cyclohex-4-ene-1,2-diol,
14	(1 <i>S</i> ,2 <i>R</i> ,3 <i>S</i> ,4 <i>R</i>)-4-{7-[(1 <i>RS</i> ,2 <i>SR</i>)-2-phenyl-cyclopropylamino]-5-propylsulfanyl-[1,2,3]triazolo[4,5- <i>d</i>]pyrimidin-3-yl}-cyclohexane-1,2,3-triol,
15	(1 <i>S</i> ,2 <i>S</i> ,3 <i>S</i> ,6 <i>R</i>)-3-(2-hydroxy-ethoxy)-6-{7-[(1 <i>RS</i> ,2 <i>SR</i>)-2-phenyl-cyclopropylamino]-5-propylsulfanyl-[1,2,3]triazolo[4,5- <i>d</i>]pyrimidin-3-yl}-cyclohexane-1,2-diol,
16	(1 <i>S</i> ,2 <i>R</i> ,3 <i>S</i> ,4 <i>R</i>)-4-(5-propylsulfanyl-7-[(2 <i>S</i>)-tetrahydro-furan-2-ylmethyl]-amino)-[1,2,3]triazolo[4,5- <i>d</i>]pyrimidin-3-yl}-cyclohexane-1,2,3-triol,
17	(1 <i>S</i> ,2 <i>R</i> ,3 <i>S</i> ,4 <i>R</i>)-4-(5-propylsulfanyl-7-[(2 <i>R</i>)-tetrahydro-furan-2-ylmethyl]-amino)-[1,2,3]triazolo[4,5- <i>d</i>]pyrimidin-3-yl}-cyclohexane-1,2,3-triol,
18	(1 <i>S</i> ,2 <i>R</i> ,3 <i>S</i> ,4 <i>R</i>)-4-{7-[(furan-2-ylmethyl)-amino]-5-propylsulfanyl-[1,2,3]triazolo[4,5- <i>d</i>]pyrimidin-3-yl}-cyclohexane-1,2,3-triol,
19	(1 <i>S</i> ,2 <i>R</i> ,3 <i>S</i> ,4 <i>R</i>)-4-(7-butylamino-5-propylsulfanyl-[1,2,3]triazolo[4,5- <i>d</i>]pyrimidin-3-yl)-cyclohexane-1,2,3-triol,

Cpd	Name
20	(1 <i>S</i> ,2 <i>R</i> ,3 <i>S</i> ,4 <i>R</i>)-4-[5-propylsulfanyl-7-(2-thiophen-2-yl-ethylamino)-[1,2,3]triazolo[4,5- <i>d</i>]pyrimidin-3-yl]-cyclohexane-1,2,3-triol,
21	(1 <i>S</i> ,2 <i>R</i> ,3 <i>S</i> ,4 <i>R</i>)-4-{7-[(1-ethyl-pyrrolidin-2-ylmethyl)-amino]-5-propylsulfanyl-[1,2,3]triazolo[4,5- <i>d</i>]pyrimidin-3-yl}-cyclohexane-1,2,3-triol, and
22	(1 <i>S</i> ,2 <i>R</i> ,3 <i>S</i> ,4 <i>R</i>)-4-{7-[(3 <i>R</i>)-1-benzyl-pyrrolidin-3-ylamino]-5-propylsulfanyl-[1,2,3]triazolo[4,5- <i>d</i>]pyrimidin-3-yl}-cyclohexane-1,2,3-triol.

Compounds representative of a compound of Formula (I) or a form thereof include compounds and forms thereof selected from:

Cpd	Name
1	(1 <i>S</i> ,2 <i>R</i> ,3 <i>S</i> ,6 <i>R</i>)-6-(7-butylamino-5-propylsulfanyl-[1,2,3]triazolo[4,5- <i>d</i>]pyrimidin-3-yl)-cyclohex-4-ene-1,2,3-triol,
3	(1 <i>S</i> ,2 <i>R</i> ,3 <i>S</i> ,6 <i>R</i>)-6-(5-propylsulfanyl-7-[(2 <i>S</i>)-tetrahydro-furan-2-ylmethyl]-amino)-[1,2,3]triazolo[4,5- <i>d</i>]pyrimidin-3-yl)-cyclohex-4-ene-1,2,3-triol,
5	(1 <i>S</i> ,2 <i>R</i> ,3 <i>S</i> ,6 <i>R</i>)-6-{7-[(1 <i>RS</i> ,2 <i>SR</i>)-2-phenyl-cyclopropylamino]-5-propylsulfanyl-[1,2,3]triazolo[4,5- <i>d</i>]pyrimidin-3-yl}-cyclohex-4-ene-1,2,3-triol,
7	(1 <i>S</i> ,2 <i>R</i> ,3 <i>S</i> ,4 <i>R</i>)-6-[5-propylsulfanyl-7-(2-thiophen-2-yl-ethylamino)-[1,2,3]triazolo[4,5- <i>d</i>]pyrimidin-3-yl]-cyclohex-4-ene-1,2,3-triol,
9	(1 <i>R</i> ,2 <i>R</i> ,4 <i>S</i> ,5 <i>S</i>)-6-{7-[(1 <i>RS</i> ,2 <i>SR</i>)-phenyl-cyclopropylamino]-5-propylsulfanyl-[1,2,3]triazolo[4,5- <i>d</i>]pyrimidin-3-yl}-cyclohexane-1,2,3,4,5-pentaol,
11	[(1 <i>S</i> ,4 <i>R</i> ,5 <i>S</i> ,6 <i>S</i>)-5,6-dihydroxy-4-{7-[(1 <i>RS</i> ,2 <i>SR</i>)-2-phenyl-cyclopropylamino]-5-propylsulfanyl-[1,2,3]triazolo[4,5- <i>d</i>]pyrimidin-3-yl}-cyclohex-2-enyloxy]-acetic acid,
12	(1 <i>R</i> ,2 <i>R</i> ,4 <i>S</i> ,5 <i>S</i>)-3-(2-hydroxy-ethoxy)-6-{7-[(1 <i>RS</i> ,2 <i>SR</i>)-2-phenyl-cyclopropylamino]-5-propylsulfanyl-[1,2,3]triazolo[4,5- <i>d</i>]pyrimidin-3-yl}-cyclohexane-1,2,4,5-tetraol,
13	(1 <i>S</i> ,2 <i>S</i> ,3 <i>S</i> ,6 <i>R</i>)-3-(2-hydroxy-ethoxy)-6-{7-[(1 <i>RS</i> ,2 <i>SR</i>)-2-phenyl-cyclopropylamino]-5-propylsulfanyl-[1,2,3]triazolo[4,5- <i>d</i>]pyrimidin-3-yl}-cyclohex-4-ene-1,2-diol,
14	(1 <i>S</i> ,2 <i>R</i> ,3 <i>S</i> ,4 <i>R</i>)-4-{7-[(1 <i>RS</i> ,2 <i>SR</i>)-2-phenyl-cyclopropylamino]-5-propylsulfanyl-[1,2,3]triazolo[4,5- <i>d</i>]pyrimidin-3-yl}-cyclohexane-1,2,3-triol,
15	(1 <i>S</i> ,2 <i>S</i> ,3 <i>S</i> ,6 <i>R</i>)-3-(2-hydroxy-ethoxy)-6-{7-[(1 <i>RS</i> ,2 <i>SR</i>)-2-phenyl-cyclopropylamino]-5-propylsulfanyl-[1,2,3]triazolo[4,5- <i>d</i>]pyrimidin-3-yl}-cyclohexane-1,2-diol, and
19	(1 <i>S</i> ,2 <i>R</i> ,3 <i>S</i> ,4 <i>R</i>)-4-(7-butylamino-5-propylsulfanyl-[1,2,3]triazolo[4,5- <i>d</i>]pyrimidin-3-yl)-cyclohexane-1,2,3-triol.

Compounds representative of a compound of Formula (I) or a form thereof include compounds and forms thereof selected from:

Cpd	Name
1	(1 <i>S</i> ,2 <i>R</i> ,3 <i>S</i> ,6 <i>R</i>)-6-(7-butylamino-5-propylsulfanyl-[1,2,3]triazolo[4,5-d]pyrimidin-3-yl)-cyclohex-4-ene-1,2,3-triol,
3	(1 <i>S</i> ,2 <i>R</i> ,3 <i>S</i> ,6 <i>R</i>)-6-(5-propylsulfanyl-7-[[2 <i>S</i>]-tetrahydro-furan-2-ylmethyl]-amino)-[1,2,3]triazolo[4,5-d]pyrimidin-3-yl)-cyclohex-4-ene-1,2,3-triol,
5	(1 <i>S</i> ,2 <i>R</i> ,3 <i>S</i> ,6 <i>R</i>)-6-{7-[(1 <i>RS</i> ,2 <i>SR</i>)-2-phenyl-cyclopropylamino]-5-propylsulfanyl-[1,2,3]triazolo[4,5-d]pyrimidin-3-yl}-cyclohex-4-ene-1,2,3-triol,
7	(1 <i>S</i> ,2 <i>R</i> ,3 <i>S</i> ,4 <i>R</i>)-6-[5-propylsulfanyl-7-(2-thiophen-2-yl-ethylamino)-[1,2,3]triazolo[4,5-d]pyrimidin-3-yl]-cyclohex-4-ene-1,2,3-triol,
9	(1 <i>R</i> ,2 <i>R</i> ,4 <i>S</i> ,5 <i>S</i>)-6-{7-[(1 <i>RS</i> ,2 <i>SR</i>)-phenyl-cyclopropylamino]-5-propylsulfanyl-[1,2,3]triazolo[4,5-d]pyrimidin-3-yl}-cyclohexane-1,2,3,4,5-pentaol,
11	[(1 <i>S</i> ,4 <i>R</i> ,5 <i>S</i> ,6 <i>S</i>)-5,6-dihydroxy-4-{7-[(1 <i>RS</i> ,2 <i>SR</i>)-2-phenyl-cyclopropylamino]-5-propylsulfanyl-[1,2,3]triazolo[4,5-d]pyrimidin-3-yl}-cyclohex-2-enyloxy]-acetic acid,
12	(1 <i>R</i> ,2 <i>R</i> ,4 <i>S</i> ,5 <i>S</i>)-3-(2-hydroxy-ethoxy)-6-{7-[(1 <i>RS</i> ,2 <i>SR</i>)-2-phenyl-cyclopropylamino]-5-propylsulfanyl-[1,2,3]triazolo[4,5-d]pyrimidin-3-yl}-cyclohexane-1,2,4,5-tetraol,
14	(1 <i>S</i> ,2 <i>R</i> ,3 <i>S</i> ,4 <i>R</i>)-4-{7-[(1 <i>RS</i> ,2 <i>SR</i>)-2-phenyl-cyclopropylamino]-5-propylsulfanyl-[1,2,3]triazolo[4,5-d]pyrimidin-3-yl}-cyclohexane-1,2,3-triol,
15	(1 <i>S</i> ,2 <i>S</i> ,3 <i>S</i> ,6 <i>R</i>)-3-(2-hydroxy-ethoxy)-6-{7-[(1 <i>RS</i> ,2 <i>SR</i>)-2-phenyl-cyclopropylamino]-5-propylsulfanyl-[1,2,3]triazolo[4,5-d]pyrimidin-3-yl}-cyclohexane-1,2-diol, and
19	(1 <i>S</i> ,2 <i>R</i> ,3 <i>S</i> ,4 <i>R</i>)-4-(7-butylamino-5-propylsulfanyl-[1,2,3]triazolo[4,5-d]pyrimidin-3-yl)-cyclohexane-1,2,3-triol.

Compounds representative of a compound of Formula (I) or a form thereof include compounds and forms thereof selected from:

Cpd	Name
5	(1 <i>S</i> ,2 <i>R</i> ,3 <i>S</i> ,6 <i>R</i>)-6-{7-[(1 <i>RS</i> ,2 <i>SR</i>)-2-phenyl-cyclopropylamino]-5-propylsulfanyl-[1,2,3]triazolo[4,5-d]pyrimidin-3-yl}-cyclohex-4-ene-1,2,3-triol,
11	[(1 <i>S</i> ,4 <i>R</i> ,5 <i>S</i> ,6 <i>S</i>)-5,6-dihydroxy-4-{7-[(1 <i>RS</i> ,2 <i>SR</i>)-2-phenyl-cyclopropylamino]-5-propylsulfanyl-[1,2,3]triazolo[4,5-d]pyrimidin-3-yl}-cyclohex-2-enyloxy]-acetic acid, and
14	(1 <i>S</i> ,2 <i>R</i> ,3 <i>S</i> ,4 <i>R</i>)-4-{7-[(1 <i>RS</i> ,2 <i>SR</i>)-2-phenyl-cyclopropylamino]-5-propylsulfanyl-[1,2,3]triazolo[4,5-d]pyrimidin-3-yl}-cyclohexane-1,2,3-triol.

Compound Forms

The term "form" means a salt, stereoisomer, tautomer, crystalline state, polymorph, amorphous state, solvate, hydrate, ester, prodrug or metabolite of a compound of the present invention. The present invention encompasses all
5 such compound forms and mixtures thereof.

The term "isolated form" means, in reference to compounds of the present invention, such may exist in an essentially pure state such as, without limitation, an enantiomer, a racemic mixture, a geometric isomer (such as a *cis* or *trans* stereoisomer), a mixture of geometric isomers, and the like. The
10 present invention encompasses all such compound forms and mixtures thereof.

The compounds of the invention may be present in the form of pharmaceutically acceptable salts. For use in medicines, the "pharmaceutically acceptable salts" of the compounds of this invention refer to non-toxic acidic/anionic or basic/cationic salt forms.

15 Suitable salt forms include acid addition salts which may, for example, be formed by mixing a solution of the compound according to the invention with a solution of an acid such as acetic acid, adipic acid, benzoic acid, carbonic acid, citric acid, fumaric acid, glycolic acid, hydrochloric acid, maleic acid, malonic acid, phosphoric acid, saccharinic acid, succinic acid, sulphuric acid,
20 tartaric acid, trifluoroacetic acid and the like.

Furthermore when the compounds of the present invention carry an acidic moiety, suitable salts thereof may include alkali metal salts, e.g. sodium or potassium salts; alkaline earth metal salts, e.g. calcium or magnesium salts; and salts formed with suitable organic ligands, e.g. quaternary ammonium
25 salts.

Thus, representative salts include the following: acetate, adipate, benzenesulfonate, benzoate, bicarbonate, bisulfate, bitartrate, borate, bromide, calcium, camsylate (or camphosulphonate), carbonate, chloride, clavulanate, citrate, dihydrochloride, edetate, fumarate, gluconate, glutamate, glyconate,
30 hydrabamine, hydrobromine, hydrochloride, iodide, isothionate, lactate, malate, maleate, malonate, mandelate, mesylate, nitrate, oleate, pamoate, palmitate,

phosphate/diphosphate, saccharinate, salicylate, stearate, sulfate, succinate, tartrate, tosylate, trichloroacetate, trifluoroacetate and the like.

During any of the processes for preparation of the compounds of the present invention, it may be necessary and/or desirable to protect sensitive or reactive groups on any of the molecules concerned. This may be achieved by means of conventional protecting groups, such as those described in Protective Groups in Organic Chemistry, ed. J.F.W. McOmie, Plenum Press, 1973; and T.W. Greene & P.G.M. Wuts, Protective Groups in Organic Synthesis, 3rd Edition, John Wiley & Sons, 1999. The protecting groups may be removed at a convenient subsequent stage using methods known in the art. The scope of the present invention encompasses all such protected compound forms and mixtures thereof.

The invention includes compounds of various isomers and mixtures thereof. The term "isomer" refers to compounds that have the same composition and molecular weight but differ in physical and/or chemical properties. Such substances have the same number and kind of atoms but differ in structure. The structural difference may be in constitution (geometric isomers) or in an ability to rotate the plane of polarized light (optical isomers).

The term "stereoisomer" refers to a isomers that have the same molecular formula and the same sequence of covalently bonded atoms but a different spatial orientation.

The term "optical isomer" means isomers of identical constitution that differ only in the spatial arrangement of their groups. Optical isomers rotate the plane of polarized light in different directions. The term "optical activity" means the degree to which an optical isomer rotates the plane of polarized light.

The term "racemate" or "racemic mixture" means an equimolar mixture of two enantiomeric species, wherein each of the isolated species rotates the plane of polarized light in the opposite direction such that the mixture is devoid of optical activity.

The term "enantiomer" means an isomer having a nonsuperimposable mirror image. The term "diastereomer" means stereoisomers that are not enantiomers.

The term "chiral" means a molecule which, in a given configuration,
5 cannot be superimposed on its mirror image. This is in contrast to achiral molecules which can be superimposed on their mirror images.

The two distinct mirror image versions of the chiral molecule are also known as levo (left-handed), abbreviated L, or dextro (right-handed), abbreviated D, depending on which way they rotate polarized light. The
10 symbols "R" and "S" represent the configuration of groups around a stereogenic carbon atom(s).

An example of an enantiomerically enriched form isolated from a racemic mixture includes a dextrorotatory enantiomer, wherein the mixture is substantially free of the levorotatory isomer. In this context, substantially free
15 means the levorotatory isomer may, in a range, comprise less than 25% of the mixture, less than 10 %, less than 5 %, less than 2 % or less than 1 % of the mixture according to the formula:

$$\% \text{levorotatory} = \frac{(\text{mass levorotatory})}{(\text{mass dextrorotatory}) + (\text{mass levorotatory})} \times 100$$

Similarly, an example of an enantiomerically enriched form isolated from
20 a racemic mixture includes a levorotatory enantiomer, wherein the mixture is substantially free of the dextrorotatory isomer. In this context, substantially free means the dextrorotatory isomer may, in a range, comprise less than 25% of the mixture, less than 10 %, less than 5 %, less than 2 % or less than 1 % of the mixture according to the formula:

25

$$\% \text{dextrorotatory} = \frac{(\text{mass dextrorotatory})}{(\text{mass dextrorotatory}) + (\text{mass levorotatory})} \times 100$$

The term "geometric isomer" means isomers that differ in the orientation of substituent atoms in relationship to a carbon-carbon double bond, to a

cycloalkyl ring, or to a bridged bicyclic system. Substituent atoms (other than hydrogen) on each side of a carbon-carbon double bond may be in an E or Z configuration. In the "E" configuration, the substituents are on opposite sides in relationship to the carbon-carbon double bond. In the "Z" configuration, the substituents are oriented on the same side in relationship to the carbon-carbon double bond.

Substituent atoms (other than hydrogen) attached to a ring system may be in a cis or trans configuration. In the "cis" configuration, the substituents are on the same side in relationship to the plane of the ring; in the "trans" configuration, the substituents are on opposite sides in relationship to the plane of the ring. Compounds having a mixture of "cis" and "trans" species are designated "cis/trans".

The isomeric descriptors ("R," "S," "E," and "Z") indicate atom configurations and are intended to be used as defined in the literature.

The compounds of the invention may be prepared as individual isomers by either isomer-specific synthesis or resolved from an isomeric mixture. Conventional resolution techniques include combining the free base (or free acid) of each isomer of an isomeric pair using an optically active acid (or base) to form an optically active salt (followed by fractional crystallization and regeneration of the free base), forming an ester or amide of each of the isomers of an isomeric pair by reaction with an appropriate chiral auxiliary (followed by fractional crystallization or chromatographic separation and removal of the chiral auxiliary), or separating an isomeric mixture of either an intermediate or a final product using various well known chromatographic methods.

Furthermore, compounds of the present invention may have one or more polymorph or amorphous crystalline forms and, as such, are intended to be included in the scope of the invention. In addition, some of the compounds may form solvates with water (i.e., hydrates) or common organic solvents (e.g., organic esters such as ethanolate and the like) and, as such, are also intended to be encompassed within the scope of this invention..

Chemical Definitions

As used herein, the following terms are intended to have the following meanings (additional definitions are provided where needed throughout the Specification). The definitions herein may specify that a chemical term has an indicated formula. The particular formula provided is not intended to limit the scope of the invention, but is provided as an illustration of the term. The scope of the *per se* definition of the term is intended to include the plurality of variations expected to be included by one of ordinary skill in the art.

The term "C₁₋₈alkyl," whether used alone or as part of a substituent group, means a straight or branched chain hydrocarbon alkyl radical or alkyldiyl linking group, respectively, comprising from 1 to 8 carbon atoms, wherein the radical is derived by the removal of one hydrogen atom from a single carbon atom and the alkyldiyl linking group is derived by the removal of one hydrogen atom from each of two carbon atoms in the chain. Examples include methyl, ethyl, 1-propyl, 2-propyl, 1-butyl, 2-butyl, tertiary butyl, 1-pentyl, 2-pentyl, 3-pentyl, 1-hexyl, 2-hexyl, 3-hexyl and the like. Other examples include C₁₋₄alkyl groups. C₁₋₈alkyl is substituted on one or more available carbon chain atoms with one or more substituents when allowed by available valences.

The term "C₁₋₈alkoxy," whether used alone or as part of a substituent group, means a straight or branched chain hydrocarbon alkyl radical or alkyldiyl linking group of the formula -O-C₁₋₈alkyl, comprising from 1 to 8 carbon atoms, wherein the alkyldiyl linking group is derived by the removal of one hydrogen atom from a carbon atom in the chain. Examples include methoxy, ethoxy, propoxy and the like. Other examples include C₁₋₄alkoxy groups. C₁₋₈alkoxy is substituted on one or more available carbon chain atoms with one or more substituents when allowed by available valences.

The term "C₁₋₈alkoxy-C₁₋₈alkyl" means a radical of the formula: -C₁₋₈alkyl-O-C₁₋₈alkyl, wherein each C₁₋₈alkyl portion is optionally further substituted.

The term "C₁₋₈alkyl-thio-C₁₋₈alkyl" means a radical of the formula: -C₁₋₈alkyl-S-C₁₋₈alkyl, wherein each C₁₋₈alkyl portion is optionally further substituted.

The term "C₃₋₈cycloalkyl," whether used alone or as part of a substituent
5 group, refers to a saturated or partially unsaturated, monocyclic or polycyclic hydrocarbon ring system radical derived by the removal of one hydrogen atom from a single ring carbon atom. Typical cycloalkyl radicals include cyclopropyl, cyclobutyl, cyclopentyl, cyclohexyl, cycloheptyl, cyclooctyl and the like. C₃₋₈cycloalkyl is substituted on one or more available ring carbon atoms with
10 one or more substituents when allowed by available valences.

The term "hetero," when used as a prefix for a ring system, refers to the replacement of at least one carbon atom member in the ring system with a heteroatom selected from N, O, S, S(O), or SO₂. A hetero ring may have 1, 2, 3, or 4 carbon atom members replaced by a nitrogen atom. Alternatively, a ring
15 may have 0, 1, 2, or 3 nitrogen atom members and 1 oxygen or sulfur atom member. Alternatively, up to two adjacent ring members may be heteroatoms, wherein one heteroatom is nitrogen and the other heteroatom is selected from N, S, or O.

The term "heterocyclyl" means a saturated or partially unsaturated
20 monocyclic or polycyclic "hetero" ring system radical having a cycloalkyl ring as the core molecule. Heterocyclyl ring systems include 2H-pyrrole, 2-pyrrolinyl, 3-pyrrolinyl, pyrrolidinyl, 1,3-dioxolanyl, 2-imidazoliny (also referred to as 4,5-dihydro-1H-imidazolyl), imidazolidinyl, 2-pyrazoliny, pyrazolidinyl, tetrazolidinyl, piperidinyl, 1,4-dioxanyl, morpholinyl, 1,4-dithianyl,
25 thiomorpholinyl, piperazinyl, azetidiny, azepanyl, hexahydro-1,4-diazepinyl, hexahydro-1,4-oxazepanyl, tetrahydro-furanyl, tetrahydro-thienyl, tetrahydro-pyranyl, tetrahydro-pyridazinyl and the like. The term "heterocyclyl" also includes a benzofused-heterocyclyl ring system radical and the like, such as indolinyl (also referred to as 2,3-dihydro-indolyl), benzo[1,3]dioxolyl (also
30 referred to as 1,3-benzodioxolyl), 2,3-dihydro-1,4-benzodioxinyl, 2,3-dihydro-benzofuranyl, 1,2-dihydro-phthalazinyl and the like. Heterocyclyl

radicals may be attached to a core molecule and further substituted on any atom when allowed by available valences.

The term "heteroaryl" means an aromatic monocyclic or polycyclic unsaturated heterocyclyl radical. Heteroaryl ring systems include furyl, thienyl, pyrrolyl, oxazolyl, thiazolyl, imidazolyl, pyrazolyl, isoxazolyl, isothiazolyl, oxadiazolyl, triazolyl, thiadiazolyl, tetrazolyl, pyridinyl, pyridazinyl, pyrimidinyl, pyrazinyl and the like. Heteroaryl radicals may be attached to a core molecule and further substituted on any atom when allowed by available valences.

The term "heteroaryl" also includes a benzofused-heteroaryl ring system radical and the like, such as indolizinyl, indolyl, azaindolyl, isoindolyl, benzo[b]furyl, benzo[b]thienyl, indazolyl, azaindazolyl, benzoimidazolyl, benzothiazolyl, benzooxazolyl, benzoisoxazolyl, benzothiadiazolyl, benzotriazolyl, purinyl, 4H-quinolizinyl, quinolinyl, isoquinolinyl, cinnolinyl, phthalzinyl, quinazoliny, quinoxaliny, 1,8-naphthyridinyl, pteridinyl and the like. Benzofused-heteroaryl radicals may be attached to a core molecule and further substituted on any atom when allowed by available valences.

The term "benzofused," when used as a prefix for a ring system, refers to a radical formed by any monocyclic radical fused with a benzene ring; the benzofused radical may be attached to a core molecule via either ring of the bicyclic system.

The term " C_{3-8} cycloalkyl- C_{1-8} alkyl" means a radical of the formula:
- C_{1-8} alkyl- C_{3-8} cycloalkyl.

The term "heteroaryl- C_{1-8} alkyl" means a radical of the formula:
- C_{1-8} alkyl-heteroaryl.

The term "heterocyclyl- C_{1-8} alkyl" means a radical of the formula:
- C_{1-8} alkyl-heterocyclyl.

The term "phenyl- C_{1-8} alkyl" means a radical of the formula:
- C_{1-8} alkyl-phenyl.

The term "halogen" or "halo" means the group chloro, bromo, fluoro or iodo.

The term "halo-C₁₋₈alkyl" means a radical of the formula: -C₁₋₈alkyl-halo, wherein C₁₋₈alkyl is substituted on one or more available carbon chain atoms with one or more halogen atoms when allowed by available valences.

The term "substituted," refers to a core molecule on which one or more
5 hydrogen atoms have been replaced with one or more functional radical moieties. The number that is allowed by available valences limits the amount of substituents. Substitution is not limited to the core molecule, but may also occur on a substituent radical, whereby the substituent radical becomes a linking group.

10 *Therapeutic Use*

The compounds of the present invention are useful as P2_{12Y} inhibitors, having an IC₅₀ (50% inhibition concentration) in a range of about 25 μM or less, in a range of about 10 μM or less, in a range of about 1 μM or less, in a range of about 0.5 μM or less, or in a range of about 0.1 μM or less.

15 Accordingly, the present invention is further directed to a method for ameliorating, treating or preventing a platelet-mediated thrombotic disease, disorder or condition in a subject in need thereof comprising administering to the subject an effective amount of a compound of Formula (I) or a form thereof.

This invention is also directed to a method for inhibiting platelet
20 aggregation in a subject in need thereof comprising administering to the subject an effective amount of a compound of Formula (I) or a form thereof.

Embodiments of the invention include the use of a compound of Formula (I) in the manufacture of a medicament for the treatment of the above disorders.

25 Embodiments of the method include the use of the compounds in therapy, especially adjunctive therapy, as inhibitors of platelet activation, aggregation and degranulation, promoters of platelet disaggregation, anti-thrombotic agents, or in the treatment or prophylaxis of angina, unstable angina, coronary angioplasty, acute myocardial infarction (with or without
30 thrombolysis), perithrombolysis, primary arterial thrombotic complications of

atherosclerosis (such as thrombotic or embolic stroke, transient ischemic attacks or peripheral vascular disease), arterial complications due to interventions in atherosclerotic disease (such as angioplasty and reocclusion following angioplasty, endarterectomy, stent placement or coronary and other vascular graft surgery), thrombotic complications of surgical or mechanical damage (such as reocclusion following thrombolytic therapy, tissue salvage following accidental or surgical trauma or reconstructive surgery including skin and muscle flaps), conditions with a diffuse thrombotic/platelet consumption component (such as disseminated intravascular coagulation, thrombotic thrombocytopenic purpura, hemolytic uremic syndrome or thrombotic complications of septicemia), adult respiratory distress syndrome, anti-phospholipid syndrome, heparin-induced thrombocytopenia, pre-eclampsia/eclampsia, arterial thrombosis or venous thrombosis (such as deep vein thrombosis), venoocclusive disease, hematological conditions (such as myeloproliferative disease, including thrombocythemia or sickle cell disease); in the prevention of mechanically-induced platelet activation in vivo (such as cardio-pulmonary bypass and extracorporeal membrane oxygenation for the prevention of microthromboembolism), mechanically-induced platelet activation in vitro (such as use in the preservation of blood products, e.g. platelet concentrates), or shunt occlusion (such as in renal dialysis and plasmapheresis), thrombosis secondary to vascular damage/inflammation (such as vasculitis, arteritis, glomerulonephritis, inflammatory bowel disease and organ graft rejection), conditions such as migraine, Raynaud's phenomenon, conditions in which platelets can contribute to the underlying inflammatory disease process in the vascular wall (such as atheromatous plaque formation/progression or stenosis/restenosis) and in other inflammatory conditions (such as asthma, wherein platelets and platelet-derived factors are implicated in the immunological disease process).

Examples of the method include the use of the compounds of Formula (I) for treating acute myocardial infarction, primary arterial thrombotic complications of atherosclerosis (such as thrombotic or embolic stroke, transient ischemic attacks or peripheral vascular disease), arterial complications due to interventions in atherosclerotic disease (such as

angioplasty and reocclusion following angioplasty), thrombotic complications of surgical or mechanical damage (such as reocclusion following thrombolytic therapy), arterial thrombosis, venous thrombosis, conditions in which platelets can contribute to the underlying inflammatory disease process in the vascular wall (such as atheromatous plaque formation/progression, stenosis/restenosis) and angina or unstable angina.

Examples of the method also include the use of the compounds of Formula (I) for treating arterial thrombosis, venous thrombosis, acute myocardial infarction, reocclusion following thrombolytic therapy, reocclusion following angioplasty, unstable angina and stroke.

The term "administering" with respect to the methods of the present invention, refers to a means for treating, ameliorating or preventing a disease as described herein with a compound specifically disclosed or a compound or prodrug thereof, which would obviously be included within the scope of the invention albeit not specifically disclosed for certain of the instant compounds.

Such methods include administering an effective amount of one or more compounds of Formula (I) or a form, composition or medicament thereof at different times during the course of a therapy or concurrently in a combination form. Such methods further include administering an effective amount of one or more compounds of Formula (I) or a form, composition or medicament thereof with one or more agents at different times during the course of a therapy or concurrently in a combination form.

The term "prodrug" refers to a metabolic precursor of a compound of Formula (I) or a form thereof. In general, a prodrug is a functional derivative of a compound which may be inactive when administered to a patient but is readily convertible in vivo into an active metabolite compound.

The term "active metabolite" refers to a metabolic product of a compound that is effective for ameliorating, treating or preventing a thrombin mediated disease, disorder or condition. Conventional procedures for the selection and preparation of suitable prodrug derivatives are described, for example, in "Design of Prodrugs", ed. H. Bundgaard, Elsevier, 1985.

The term "patient" as used herein, refers to an animal, preferably a mammal, most preferably a human, who has been the object of treatment, observation or experiment and is at risk of (or susceptible to) developing a disease or having a disease related to unregulated kinase activity.

5 The term "effective amount" refers to that amount of active compound or pharmaceutical agent that elicits the biological or medicinal response (such as inhibiting unregulated kinase activity) in a patient's tissue system, animal or human, that is being sought by a researcher, veterinarian, medical doctor, or other clinician.

10 The effective amount of a compound of Formula (I) exemplified in such a method is from about 0.001 mg/kg/day to about 300 mg/kg/day.

 The term "composition" refers to a product containing one or more compounds of Formula (I) or a form thereof (such as a product comprising the specified ingredients in the specified amounts, as well as any product which
15 results, directly or indirectly, from such combinations of the specified ingredients in the specified amounts).

 The term "medicament" refers to one or more compounds of Formula (I) or a form thereof used in manufacturing a product for use in ameliorating, treating or preventing a thrombin mediated disease, disorder or condition.

20 A formulation of a composition or medicament of the present invention is "pharmaceutically acceptable" when the molecular entities and components used therein are of sufficient purity and quality such that, when appropriately administered to an animal or a human, the formulation does not produce an adverse, allergic or other untoward reaction. Since both human use (clinical
25 and over-the-counter) and veterinary use are equally included within the scope of the present invention, a pharmaceutically acceptable formulation would include a composition or medicament for either human or veterinary use.

 Increased understanding of the mechanisms underlying thrombosis and of interventions therein has further led to a combination therapy approach using
30 anti-platelet, anti-coagulant and fibrinolytic agents either singly or in

combination as appropriate for use in either acute treatment or secondary prevention.

Examples of anti-thrombotic compounds used include antiplatelet agents such as aspirin, clopidogrel, ticlopidine, dipyridamole, GPIIb/IIIa antagonists, 5 anti-coagulants (such as thrombin inhibitors, warfarin, factor Xa inhibitors, heparin and low molecular weight heparins) and fibrinolytic agents (such as streptokinase, tissue plasminogen activator and tenecteplase).

Thrombin inhibitors such as hirudin are highly effective antithrombotic agents, but again may produce excessive bleeding because they function as 10 both anti-platelet and anti-coagulant agents.

The term "combination therapy" refers to the use of one or more compounds of Formula (I) or a form, composition or medicament thereof in combination with one or more anti-platelet, anti-coagulant or fibrinolytic agents either singly or in combination for ameliorating, treating or preventing a 15 thrombin mediated disease, disorder or condition and advantageously may facilitate the use of a reduced effective dose of the compound of Formula (I) and/or the therapeutic agent than would be recommended for the treatment of a particular thrombin mediated disease, disorder or condition. Therefore, it is contemplated that the compounds of this invention can be used before, during 20 or after treatment with a particular therapeutic agent.

Pharmaceutical Compositions

An embodiment of the present invention includes a composition comprising an admixture of one or more compounds of Formula (I) and/or one or more forms thereof and one or more excipients.

25 The forms for a compound of Formula (I) include a salt, ester, prodrug or active metabolite of a compound of Formula (I). The form for a compound of Formula (I) further includes a radio-labeled compound of Formula (I), whereby at least one hydrogen atom of the compound of Formula (I) is replaced with a deuterium or tritium atom. Other labeling techniques known to those skilled in 30 the arts may also be used.

The present invention further includes the use of a process for making the composition or medicament comprising mixing one or more of the instant compounds and an optional carrier; and, includes those compositions or medicaments resulting from such a process. Contemplated processes include
5 both conventional and unconventional pharmaceutical techniques.

The composition or medicament may take a wide variety of forms to effectuate mode of administration, including, but not limited to, intravenous (both bolus and infusion), oral, nasal, transdermal, topical with or without occlusion, and injection intraperitoneally, subcutaneously, intramuscularly,
10 intratumorally or parenterally. The composition or medicament may be in a dosage unit such as a tablet, pill, capsule, powder, granule, sterile parenteral solution or suspension, metered aerosol or liquid spray, drop, ampoule, auto-injector device or suppository; for administration orally, parenterally, intranasally, sublingually or rectally or by inhalation or insufflation.

15 Compositions or medicaments suitable for oral administration include solid forms such as pills, tablets, caplets, capsules (each including immediate release, timed release and sustained release formulations), granules and powders; and, liquid forms such as solutions, syrups, elixirs, emulsions and suspensions. Forms useful for parenteral administration include sterile
20 solutions, emulsions and suspensions. Alternatively, the composition or medicament may be presented in a form suitable for once-weekly or once-monthly administration; for example, an insoluble salt of the active compound, such as the decanoate salt, may be adapted to provide a depot preparation for intramuscular injection.

25 The dosage form (tablet, capsule, powder, injection, suppository, teaspoonful and the like) containing one or more compounds of Formula (I) or a form, composition or medicament thereof as an active ingredient contains an effective amount of the active ingredient necessary to be therapeutically or prophylactically effective.

30 The composition or medicament may contain from about 0.001 mg to about 5000 mg (preferably, from about 0.001 to about 500 mg) of active

ingredient and may be constituted into any form suitable for the mode of administration selected for a patient in need.

A contemplated effective amount may range from about 0.001 mg to about 300 mg/kg of body weight per day. A contemplated effective amount
 5 may also range from about 0.003 to about 100 mg/kg of body weight per day. Another contemplated effective amount may range from about 0.1 to about 100 mg/kg of body weight per day. Another contemplated effective amount may also range from about 0.005 to about 15 mg/kg of body weight per day. The composition or medicament may be administered according to a dosage
 10 regimen of from about 1 to about 5 times per day.

For oral administration, the composition or medicament is preferably in the form of a tablet containing, e.g., 0.01, 0.05, 0.1, 0.5, 1.0, 2.5, 5.0, 10.0, 15.0, 25.0, 50.0, 100, 150, 200, 250, 500 milligrams and the like of the active ingredient for the symptomatic adjustment of the dosage to the patient to be
 15 treated. Optimal dosages will vary depending on factors associated with the particular patient being treated (e.g., age, weight, diet and time of administration), the severity of the condition being treated, the compound being employed, the mode of administration and the strength of the preparation. The use of either daily administration or post-periodic dosing may be employed.

20 A radio-labeled form of a compound of Formula (I), whereby at least one hydrogen atom of the compound of Formula (I) is replaced with a labeling atom such as a deuterium or tritium atom, may be used as a marker for the ADP receptor. Other labeling techniques known to those skilled in the arts may also be used.

25 Examples of the present invention further include methods for using a compound of Formula (I) or a form thereof in a pharmaceutical composition or medicament as described herein selected from the group consisting of:

Cpd	Name
1	(1 <i>S</i> ,2 <i>R</i> ,3 <i>S</i> ,6 <i>R</i>)-6-(7-butylamino-5-propylsulfanyl-[1,2,3]triazolo[4,5- <i>d</i>]pyrimidin-3-yl)-cyclohex-4-ene-1,2,3-triol,

Cpd	Name
2	(1 <i>S</i> ,2 <i>R</i> ,3 <i>S</i> ,6 <i>R</i>)-6-(5-propylsulfanyl-7-[[<i>(2R)</i>]-tetrahydro-furan-2-ylmethyl]-amino)-[1,2,3]triazolo[4,5- <i>d</i>]pyrimidin-3-yl)-cyclohex-4-ene-1,2,3-triol,
3	(1 <i>S</i> ,2 <i>R</i> ,3 <i>S</i> ,6 <i>R</i>)-6-(5-propylsulfanyl-7-[[<i>(2S)</i>]-tetrahydro-furan-2-ylmethyl]-amino)-[1,2,3]triazolo[4,5- <i>d</i>]pyrimidin-3-yl)-cyclohex-4-ene-1,2,3-triol,
4	(1 <i>S</i> ,2 <i>R</i> ,3 <i>S</i> ,4 <i>R</i>)-6-{7-[(furan-2-ylmethyl)-amino]-5-propylsulfanyl-[1,2,3]triazolo[4,5- <i>d</i>]pyrimidin-3-yl}-cyclohex-4-ene-1,2,3-triol,
5	(1 <i>S</i> ,2 <i>R</i> ,3 <i>S</i> ,6 <i>R</i>)-6-{7-[[<i>(1RS,2SR)</i>]-2-phenyl-cyclopropylamino]-5-propylsulfanyl-[1,2,3]triazolo[4,5- <i>d</i>]pyrimidin-3-yl}-cyclohex-4-ene-1,2,3-triol,
6	(1 <i>S</i> ,2 <i>R</i> ,3 <i>S</i> ,4 <i>R</i>)-6-{7-[(1-ethyl-pyrrolidin-2-ylmethyl)-amino]-5-propylsulfanyl-[1,2,3]triazolo[4,5- <i>d</i>]pyrimidin-3-yl}-cyclohex-4-ene-1,2,3-triol,
7	(1 <i>S</i> ,2 <i>R</i> ,3 <i>S</i> ,4 <i>R</i>)-6-[5-propylsulfanyl-7-(2-thiophen-2-yl-ethylamino)-[1,2,3]triazolo[4,5- <i>d</i>]pyrimidin-3-yl]-cyclohex-4-ene-1,2,3-triol,
8	(1 <i>S</i> ,2 <i>R</i> ,3 <i>S</i> ,6 <i>R</i>)-6-{7-[(1-methyl-1 <i>H</i> -pyrrol-2-ylmethyl)-amino]-5-propylsulfanyl-[1,2,3]triazolo[4,5- <i>d</i>]pyrimidin-3-yl}-cyclohex-4-ene-1,2,3-triol,
9	(1 <i>R</i> ,2 <i>R</i> ,4 <i>S</i> ,5 <i>S</i>)-6-{7-[[<i>(1RS,2SR)</i>]-phenyl-cyclopropylamino]-5-propylsulfanyl-[1,2,3]triazolo[4,5- <i>d</i>]pyrimidin-3-yl}-cyclohexane-1,2,3,4,5-pentaol,
10	(3 <i>aR</i> ,4 <i>S</i> ,7 <i>R</i> ,7 <i>aS</i>)-2,2-dimethyl-7-{7-[[<i>(1RS,2SR)</i>]-2-phenyl-cyclopropylamino]-5-propylsulfanyl-[1,2,3]triazolo[4,5- <i>d</i>]pyrimidin-3-yl}-3 <i>a</i> ,4,7,7 <i>a</i> -tetrahydro-benzo[1,3]dioxol-4-ol,
11	[[<i>(1S,4R,5S,6S)</i>]-5,6-dihydroxy-4-{7-[[<i>(1RS,2SR)</i>]-2-phenyl-cyclopropylamino]-5-propylsulfanyl-[1,2,3]triazolo[4,5- <i>d</i>]pyrimidin-3-yl}-cyclohex-2-enyloxy]-acetic acid,
12	(1 <i>R</i> ,2 <i>R</i> ,4 <i>S</i> ,5 <i>S</i>)-3-(2-hydroxy-ethoxy)-6-{7-[[<i>(1RS,2SR)</i>]-2-phenyl-cyclopropylamino]-5-propylsulfanyl-[1,2,3]triazolo[4,5- <i>d</i>]pyrimidin-3-yl}-cyclohexane-1,2,4,5-tetraol,
13	(1 <i>S</i> ,2 <i>S</i> ,3 <i>S</i> ,6 <i>R</i>)-3-(2-hydroxy-ethoxy)-6-{7-[[<i>(1RS,2SR)</i>]-2-phenyl-cyclopropylamino]-5-propylsulfanyl-[1,2,3]triazolo[4,5- <i>d</i>]pyrimidin-3-yl}-cyclohex-4-ene-1,2-diol,
14	(1 <i>S</i> ,2 <i>R</i> ,3 <i>S</i> ,4 <i>R</i>)-4-{7-[[<i>(1RS,2SR)</i>]-2-phenyl-cyclopropylamino]-5-propylsulfanyl-[1,2,3]triazolo[4,5- <i>d</i>]pyrimidin-3-yl}-cyclohexane-1,2,3-triol,
15	(1 <i>S</i> ,2 <i>S</i> ,3 <i>S</i> ,6 <i>R</i>)-3-(2-hydroxy-ethoxy)-6-{7-[[<i>(1RS,2SR)</i>]-2-phenyl-cyclopropylamino]-5-propylsulfanyl-[1,2,3]triazolo[4,5- <i>d</i>]pyrimidin-3-yl}-cyclohexane-1,2-diol,
16	(1 <i>S</i> ,2 <i>R</i> ,3 <i>S</i> ,4 <i>R</i>)-4-(5-propylsulfanyl-7-[[<i>(2S)</i>]-tetrahydro-furan-2-ylmethyl]-amino)-[1,2,3]triazolo[4,5- <i>d</i>]pyrimidin-3-yl)-cyclohexane-1,2,3-triol,

Cpd	Name
17	(1 <i>S</i> ,2 <i>R</i> ,3 <i>S</i> ,4 <i>R</i>)-4-(5-propylsulfanyl-7-[[<i>(2R)</i> -tetrahydro-furan-2-ylmethyl]-amino]-[1,2,3]triazolo[4,5- <i>d</i>]pyrimidin-3-yl)-cyclohexane-1,2,3-triol,
18	(1 <i>S</i> ,2 <i>R</i> ,3 <i>S</i> ,4 <i>R</i>)-4-{7-[(furan-2-ylmethyl)-amino]-5-propylsulfanyl-[1,2,3]triazolo[4,5- <i>d</i>]pyrimidin-3-yl}-cyclohexane-1,2,3-triol,
19	(1 <i>S</i> ,2 <i>R</i> ,3 <i>S</i> ,4 <i>R</i>)-4-(7-butylamino-5-propylsulfanyl-[1,2,3]triazolo[4,5- <i>d</i>]pyrimidin-3-yl)-cyclohexane-1,2,3-triol,
20	(1 <i>S</i> ,2 <i>R</i> ,3 <i>S</i> ,4 <i>R</i>)-4-[5-propylsulfanyl-7-(2-thiophen-2-yl-ethylamino)-[1,2,3]triazolo[4,5- <i>d</i>]pyrimidin-3-yl]-cyclohexane-1,2,3-triol,
21	(1 <i>S</i> ,2 <i>R</i> ,3 <i>S</i> ,4 <i>R</i>)-4-{7-[(1-ethyl-pyrrolidin-2-ylmethyl)-amino]-5-propylsulfanyl-[1,2,3]triazolo[4,5- <i>d</i>]pyrimidin-3-yl}-cyclohexane-1,2,3-triol, and
22	(1 <i>S</i> ,2 <i>R</i> ,3 <i>S</i> ,4 <i>R</i>)-4-{7-[[<i>(3R)</i>]-1-benzyl-pyrrolidin-3-ylamino]-5-propylsulfanyl-[1,2,3]triazolo[4,5- <i>d</i>]pyrimidin-3-yl}-cyclohexane-1,2,3-triol.

Examples of the present invention further include methods for using a compound of Formula (I) or a form thereof in a pharmaceutical composition or medicament as described herein selected from the group consisting of:

Cpd	Name
1	(1 <i>S</i> ,2 <i>R</i> ,3 <i>S</i> ,6 <i>R</i>)-6-(7-butylamino-5-propylsulfanyl-[1,2,3]triazolo[4,5- <i>d</i>]pyrimidin-3-yl)-cyclohex-4-ene-1,2,3-triol,
3	(1 <i>S</i> ,2 <i>R</i> ,3 <i>S</i> ,6 <i>R</i>)-6-(5-propylsulfanyl-7-[[<i>(2S)</i> -tetrahydro-furan-2-ylmethyl]-amino]-[1,2,3]triazolo[4,5- <i>d</i>]pyrimidin-3-yl)-cyclohex-4-ene-1,2,3-triol,
5	(1 <i>S</i> ,2 <i>R</i> ,3 <i>S</i> ,6 <i>R</i>)-6-{7-[[<i>(1RS,2SR)</i>]-2-phenyl-cyclopropylamino]-5-propylsulfanyl-[1,2,3]triazolo[4,5- <i>d</i>]pyrimidin-3-yl}-cyclohex-4-ene-1,2,3-triol,
7	(1 <i>S</i> ,2 <i>R</i> ,3 <i>S</i> ,4 <i>R</i>)-6-[5-propylsulfanyl-7-(2-thiophen-2-yl-ethylamino)-[1,2,3]triazolo[4,5- <i>d</i>]pyrimidin-3-yl]-cyclohex-4-ene-1,2,3-triol,
9	(1 <i>R</i> ,2 <i>R</i> ,4 <i>S</i> ,5 <i>S</i>)-6-{7-[[<i>(1RS,2SR)</i>]-phenyl-cyclopropylamino]-5-propylsulfanyl-[1,2,3]triazolo[4,5- <i>d</i>]pyrimidin-3-yl}-cyclohexane-1,2,3,4,5-pentaol,
11	[[<i>(1S,4R,5S,6S)</i>]-5,6-dihydroxy-4-{7-[[<i>(1RS,2SR)</i>]-2-phenyl-cyclopropylamino]-5-propylsulfanyl-[1,2,3]triazolo[4,5- <i>d</i>]pyrimidin-3-yl}-cyclohex-2-enyloxy]-acetic acid,
12	(1 <i>R</i> ,2 <i>R</i> ,4 <i>S</i> ,5 <i>S</i>)-3-(2-hydroxy-ethoxy)-6-{7-[[<i>(1RS,2SR)</i>]-2-phenyl-cyclopropylamino]-5-propylsulfanyl-[1,2,3]triazolo[4,5- <i>d</i>]pyrimidin-3-yl}-cyclohexane-1,2,4,5-tetraol,
13	(1 <i>S</i> ,2 <i>S</i> ,3 <i>S</i> ,6 <i>R</i>)-3-(2-hydroxy-ethoxy)-6-{7-[[<i>(1RS,2SR)</i>]-2-phenyl-cyclopropylamino]-5-propylsulfanyl-[1,2,3]triazolo[4,5- <i>d</i>]pyrimidin-3-yl}-cyclohex-4-ene-1,2-diol,

Cpd	Name
14	(1 <i>S</i> ,2 <i>R</i> ,3 <i>S</i> ,4 <i>R</i>)-4-{7-[(1 <i>RS</i> ,2 <i>SR</i>)-2-phenyl-cyclopropylamino]-5-propylsulfanyl-[1,2,3]triazolo[4,5- <i>d</i>]pyrimidin-3-yl}-cyclohexane-1,2,3-triol,
15	(1 <i>S</i> ,2 <i>S</i> ,3 <i>S</i> ,6 <i>R</i>)-3-(2-hydroxy-ethoxy)-6-{7-[(1 <i>RS</i> ,2 <i>SR</i>)-2-phenyl-cyclopropylamino]-5-propylsulfanyl-[1,2,3]triazolo[4,5- <i>d</i>]pyrimidin-3-yl}-cyclohexane-1,2-diol, and
19	(1 <i>S</i> ,2 <i>R</i> ,3 <i>S</i> ,4 <i>R</i>)-4-(7-butylamino-5-propylsulfanyl-[1,2,3]triazolo[4,5- <i>d</i>]pyrimidin-3-yl)-cyclohexane-1,2,3-triol.

Examples of the present invention further include methods for using a compound of Formula (I) or a form thereof in a pharmaceutical composition or medicament as described herein selected from the group consisting of:

Cpd	Name
1	(1 <i>S</i> ,2 <i>R</i> ,3 <i>S</i> ,6 <i>R</i>)-6-(7-butylamino-5-propylsulfanyl-[1,2,3]triazolo[4,5- <i>d</i>]pyrimidin-3-yl)-cyclohex-4-ene-1,2,3-triol,
3	(1 <i>S</i> ,2 <i>R</i> ,3 <i>S</i> ,6 <i>R</i>)-6-(5-propylsulfanyl-7-[(2 <i>S</i>)-tetrahydro-furan-2-ylmethyl]-amino)-[1,2,3]triazolo[4,5- <i>d</i>]pyrimidin-3-yl)-cyclohex-4-ene-1,2,3-triol,
5	(1 <i>S</i> ,2 <i>R</i> ,3 <i>S</i> ,6 <i>R</i>)-6-{7-[(1 <i>RS</i> ,2 <i>SR</i>)-2-phenyl-cyclopropylamino]-5-propylsulfanyl-[1,2,3]triazolo[4,5- <i>d</i>]pyrimidin-3-yl}-cyclohex-4-ene-1,2,3-triol,
7	(1 <i>S</i> ,2 <i>R</i> ,3 <i>S</i> ,4 <i>R</i>)-6-[5-propylsulfanyl-7-(2-thiophen-2-yl-ethylamino)-[1,2,3]triazolo[4,5- <i>d</i>]pyrimidin-3-yl]-cyclohex-4-ene-1,2,3-triol,
9	(1 <i>R</i> ,2 <i>R</i> ,4 <i>S</i> ,5 <i>S</i>)-6-{7-[(1 <i>RS</i> ,2 <i>SR</i>)-phenyl-cyclopropylamino]-5-propylsulfanyl-[1,2,3]triazolo[4,5- <i>d</i>]pyrimidin-3-yl}-cyclohexane-1,2,3,4,5-pentaol,
11	[(1 <i>S</i> ,4 <i>R</i> ,5 <i>S</i> ,6 <i>S</i>)-5,6-dihydroxy-4-{7-[(1 <i>RS</i> ,2 <i>SR</i>)-2-phenyl-cyclopropylamino]-5-propylsulfanyl-[1,2,3]triazolo[4,5- <i>d</i>]pyrimidin-3-yl}-cyclohex-2-enyloxy]-acetic acid,
12	(1 <i>R</i> ,2 <i>R</i> ,4 <i>S</i> ,5 <i>S</i>)-3-(2-hydroxy-ethoxy)-6-{7-[(1 <i>RS</i> ,2 <i>SR</i>)-2-phenyl-cyclopropylamino]-5-propylsulfanyl-[1,2,3]triazolo[4,5- <i>d</i>]pyrimidin-3-yl}-cyclohexane-1,2,4,5-tetraol,
14	(1 <i>S</i> ,2 <i>R</i> ,3 <i>S</i> ,4 <i>R</i>)-4-{7-[(1 <i>RS</i> ,2 <i>SR</i>)-2-phenyl-cyclopropylamino]-5-propylsulfanyl-[1,2,3]triazolo[4,5- <i>d</i>]pyrimidin-3-yl}-cyclohexane-1,2,3-triol,
15	(1 <i>S</i> ,2 <i>S</i> ,3 <i>S</i> ,6 <i>R</i>)-3-(2-hydroxy-ethoxy)-6-{7-[(1 <i>RS</i> ,2 <i>SR</i>)-2-phenyl-cyclopropylamino]-5-propylsulfanyl-[1,2,3]triazolo[4,5- <i>d</i>]pyrimidin-3-yl}-cyclohexane-1,2-diol, and
19	(1 <i>S</i> ,2 <i>R</i> ,3 <i>S</i> ,4 <i>R</i>)-4-(7-butylamino-5-propylsulfanyl-[1,2,3]triazolo[4,5- <i>d</i>]pyrimidin-3-yl)-cyclohexane-1,2,3-triol.

Examples of the present invention further include methods for using a compound of Formula (I) or a form thereof in a pharmaceutical composition or medicament as described herein selected from the group consisting of:

Cpd	Name
5	(1 <i>S</i> ,2 <i>R</i> ,3 <i>S</i> ,6 <i>R</i>)-6-{7-[(1 <i>RS</i> ,2 <i>SR</i>)-2-phenyl-cyclopropylamino]-5-propylsulfanyl-[1,2,3]triazolo[4,5- <i>d</i>]pyrimidin-3-yl}-cyclohex-4-ene-1,2,3-triol,
11	[(1 <i>S</i> ,4 <i>R</i> ,5 <i>S</i> ,6 <i>S</i>)-5,6-dihydroxy-4-{7-[(1 <i>RS</i> ,2 <i>SR</i>)-2-phenyl-cyclopropylamino]-5-propylsulfanyl-[1,2,3]triazolo[4,5- <i>d</i>]pyrimidin-3-yl}-cyclohex-2-enyloxy]-acetic acid, and
14	(1 <i>S</i> ,2 <i>R</i> ,3 <i>S</i> ,4 <i>R</i>)-4-{7-[(1 <i>RS</i> ,2 <i>SR</i>)-2-phenyl-cyclopropylamino]-5-propylsulfanyl-[1,2,3]triazolo[4,5- <i>d</i>]pyrimidin-3-yl}-cyclohexane-1,2,3-triol.

Synthetic Methods

5 Representative compounds of the present invention can be synthesized in accordance with the general synthetic schemes described below and are illustrated more particularly in the specific synthetic examples that follow. The general schemes and specific examples are offered by way of illustration; the invention should not be construed as being limited by the chemical reactions and conditions expressed. The methods for preparing the various starting materials used in the schemes and examples are well within the skill of persons versed in the art. No attempt has been made to optimize the yields obtained in any of the example reactions. One skilled in the art would know how to increase such yields through routine variations in reaction times, temperatures, solvents and/or reagents.

The terms used in describing the invention are commonly used and known to those skilled in the art. When used herein, the following abbreviations or formulas have the indicated meanings:

Abbreviation	Meaning
BSA	Bovine Serum Albumin
Cpd	compound
DCC	1,3-dicyclohexylcarbodiimide
DCM	dichloromethane
DIEA	diisopropylethylamine
DMEM	Dulbecco's Modified Eagle Medium

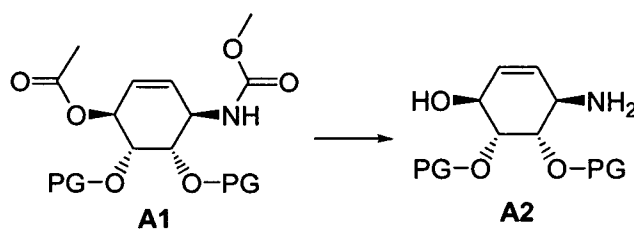
Abbreviation	Meaning
DMF	N,N-dimethyl formamide
DMSO	dimethylsulfoxide
EtOAc	ethyl acetate
FBS	Fetal Bovine Serum
HOAc	acetic acid
HOBt	1-hydroxybenzotriazole
KOH	potassium hydroxide
MeOH	methanol
min/h/hr	minute/hour
RT/R.T./rt/r.t.	room temperature
TFA	trifluoroacetic acid
THF	tetrahydrofuran

General Synthetic Methods

Representative compounds of the present invention can be synthesized in accordance with the general synthetic methods described below and are illustrated more particularly in the schemes that follow. Since the schemes are illustrations, the invention should not be construed as being limited by the chemical reactions and conditions expressed. The preparation of the various starting materials used in the schemes is well within the skill of persons versed in the art.

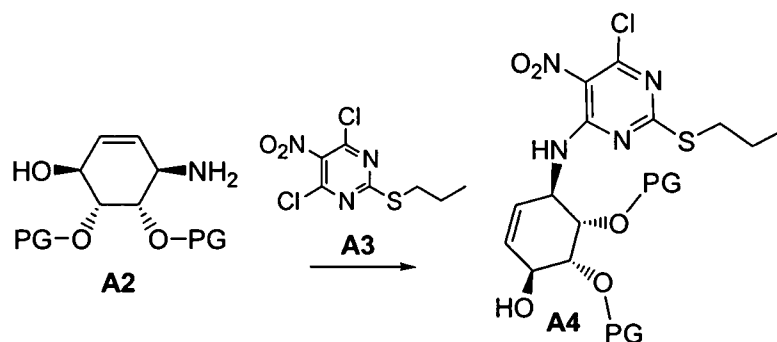
Scheme A

Scheme A describes the preparation of certain intermediates and compounds of the present invention.

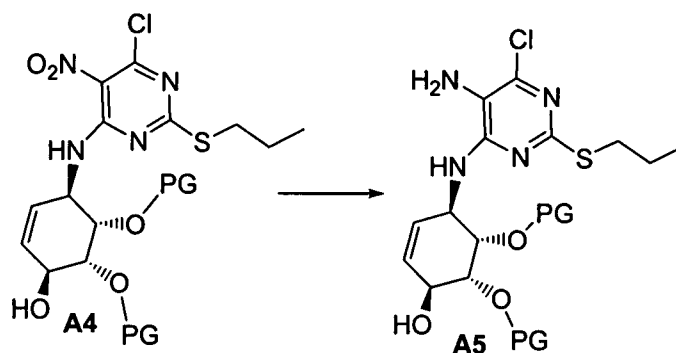


A compound of formula **A1** may be commercially available or may be made by those skilled in the art using conventional methods and known materials. A compound of formula **A1** (wherein PG is a suitable hydroxyl

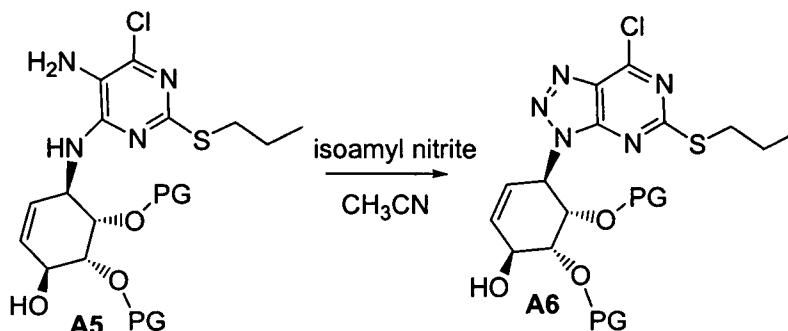
protecting group) may be treated with a base (such as $\text{Ba}(\text{OH})_2$) to afford a compound of formula **A2**.



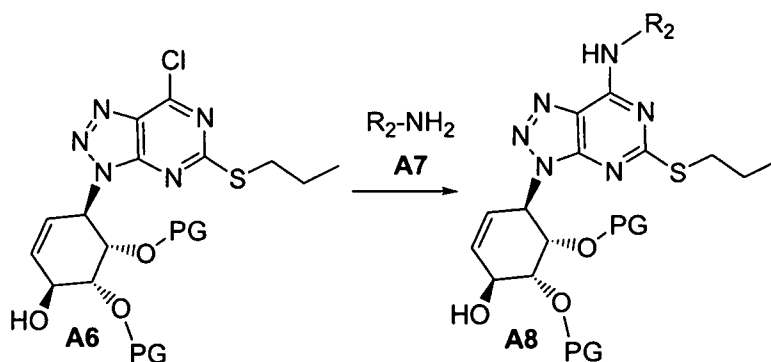
- Reaction of the compound of formula **A2** with a compound of formula **A3**
- 5 (prepared according to WO 99/05142) in the presence of a base (such as DIEA), affords a compound of formula **A4**.



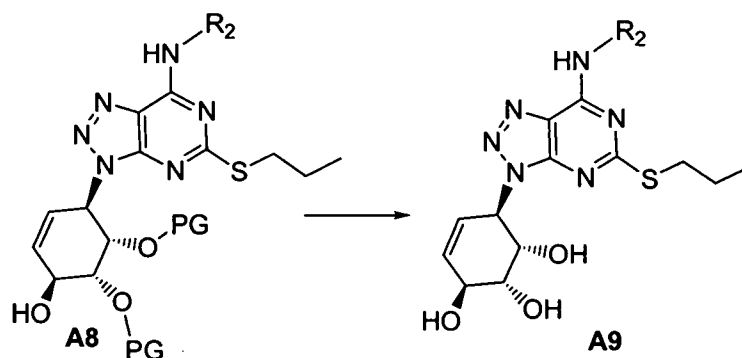
The compound of formula **A4** may be treated with a reducing agent (such as Fe) to give a compound of formula **A5**.



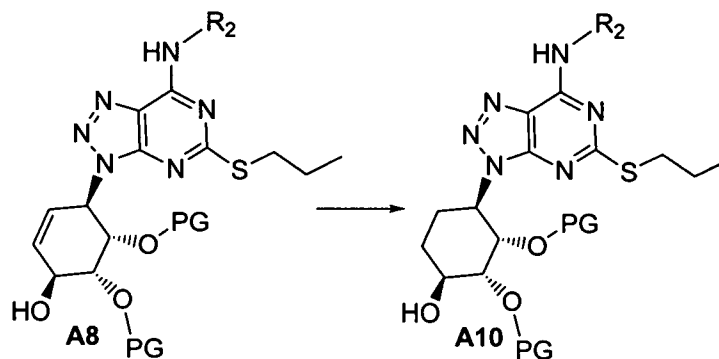
Cyclization of the compound of formula **A5** with isoamyl nitrite affords a compound of formula **A6**.



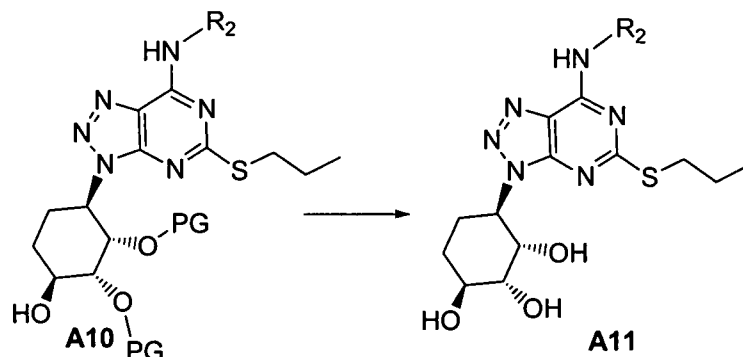
5 Treatment of the compound of formula **A6** with a substituted amine compound of formula **A7** in the presence of a base (such as DIEA) provides a compound of formula **A8**.



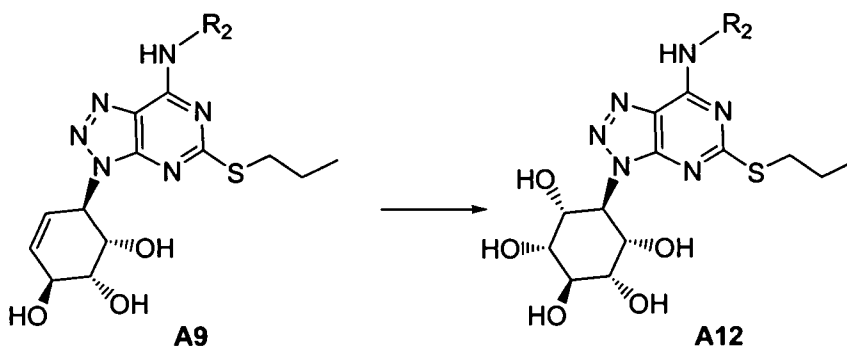
10 Deprotection of the hydroxyl protecting groups on the compound of formula **A8** affords the target compound of formula **A9**, representative of a compound of Formula (I).



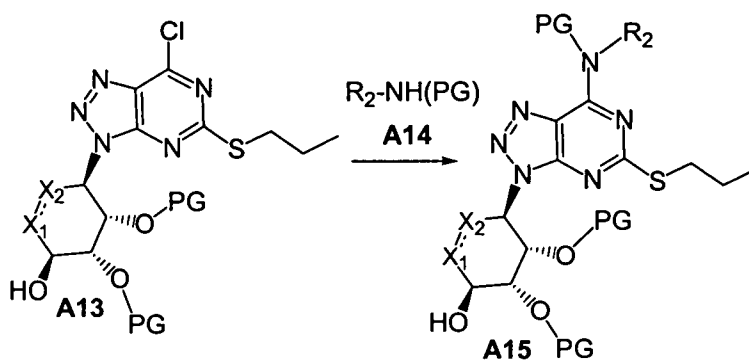
The compound of formula **A8** may also be treated with a reducing agent, such as H₂ in the presence of Pd/C, to give a saturated compound of formula **A10**.



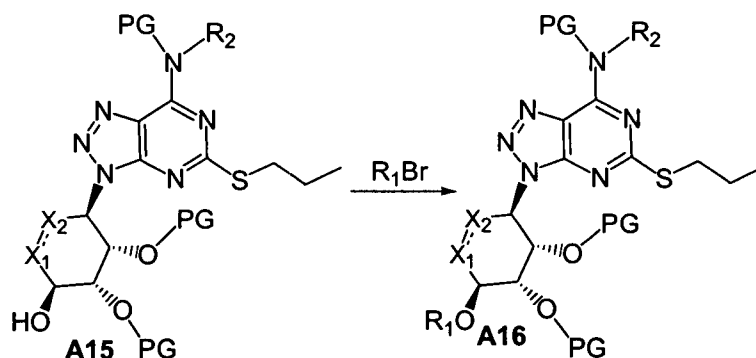
- 5 Deprotection of the hydroxyl protecting groups on the compound of formula **A10** affords a compound of formula **A11**, representative of a compound of Formula (I).



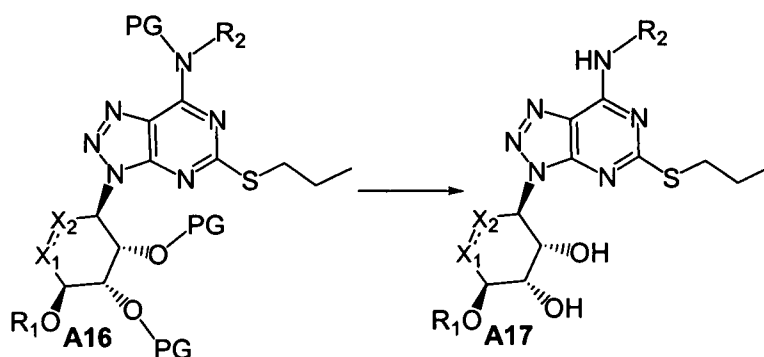
- 10 Treatment of the compound of formula **A9** with an oxidizing agent, such as 4-methylmorpholine-N-oxide/osmium tetroxide, affords a compound of formula **A12**, representative of a compound of Formula (I).



Treatment of a compound of formula **A13** (wherein X_1 and X_2 are each selected from CH or CH_2 , wherein when either X_1 or X_2 is CH, then X_1 and X_2 must both be CH and the dashed line represents a double bond) with a protected substituted amine compound of formula **A14** in the presence of a
 5 base (such as DIEA) provides a compound of formula **A15**.



The compound of formula **A15** may be treated with an alkylating agent, such as R_1Br , in the presence of a base, to give a compound of formula **A16**.



10 Deprotection of both hydroxyl and nitrogen protecting groups on the compound of formula **A16** affords a compound of formula **A17**, representative of a compound of Formula (I).

Specific Synthetic Examples

15 Specific compounds which are representative of this invention were prepared as per the following examples and reaction sequences; the examples and the diagrams depicting the reaction sequences are offered by way of illustration, to aid in the understanding of the invention and should not be

construed to limit in any way the invention set forth in the claims which follow thereafter. The depicted intermediates may also be used in subsequent examples to produce additional compounds of the present invention. No attempt has been made to optimize the yields obtained in any of the reactions.

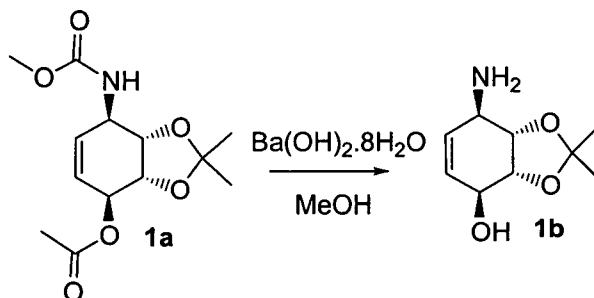
5 One skilled in the art would know how to increase such yields through routine variations in reaction times, temperatures, solvents and/or reagents.

General: ^1H and ^{13}C NMR spectra were obtained at 400 MHz and 300 MHz on a Bruker AVANCE300 and AVANCE400 spectrometer. Chemical shifts are reported in ppm downfield from TMS as an internal standard.

10 Magnesium sulfate was employed to dry organic extracts prior to concentration by rotary evaporation. Flash chromatography was done using EM science silica gel 60 (230-400 mesh). Standard solvents from J. T. Baker were used as received. Anhydrous solvents from Aldrich or J.T.Baker and all other commercially available reagents were used without further purification. Silica
15 gel (E. Merck, 230-400 mesh) was used for all flash chromatography. Thin-layer chromatography was performed on precoated plates with silica gel 60 F254 from EM Science. Yields were not optimized. Mass electrospray positive or negative spectra (MS) was performed on Hewlett Packard 1100 series or Agilent 1100 series spectrometer with a Zorbax stablebond C18 narrow bore
20 column, using gradient 0.05% acetic acid in methanol and 0.05% acetic acid in water as mobile phase for MS analysis, and using gradient 0.05% TFA in acetonitrile and 0.05% acetic acid in water as mobile phase for LCMS analysis. HPLC quantitative purity analysis were additionally carried on Agilent 1100 Series LC/MSD equipment on a Agilent 4.6 x 50 mm Zorbax 3.5 μM column
25 (Elips XDB-phenyl) using gradient 0.05% TFA acetonitrile and 0.05% TFA in water as solvent system and based on the absorption at 254 nm.

Example 1

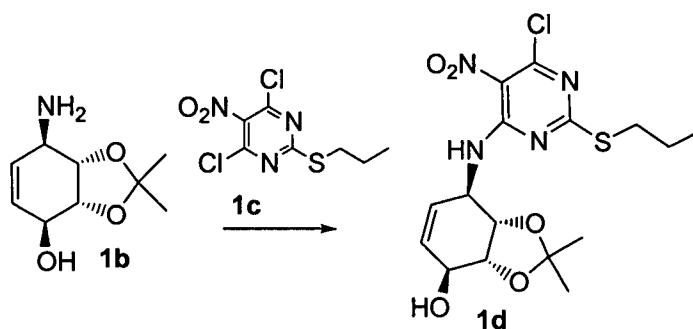
(1*S*,2*R*,3*S*,6*R*)-6-{7-[(1*RS*,2*SR*)-2-phenyl-cyclopropylamino]-5-propylsulfanyl-[1,2,3]triazolo[4,5-*d*]pyrimidin-3-yl}-cyclohex-4-ene-1,2,3-triol (Compound **5**)



5

To a solution of compound **1a** (4.10 g, 0.010 mol) in MeOH / H₂O (1: 2, 150 mL) was added barium hydroxide octahydrate (10.0 g, 0.032 mol). The mixture was heated at 110 °C for 8 h, then 100 °C overnight. The white solid was then filtered out and washed with MeOH several times. The filtrate was evaporated and the residue was dissolved in small amount of H₂O and extracted with ethyl acetate. The organic layers were combined, dried (Na₂SO₄) and evaporated *in vacuo* to give **1b** (2.39 g). ¹H NMR (CDCl₃) δ 6.14 (m, 1 H), 5.94 (m, 1 H), 4.41 (dd, *J* = 3.8, 7.5 Hz, 1 H), 4.15 (m, 2 H), 3.57 (t, *J* = 4.2 Hz, 1 H), 1.41 (s, 3H), 1.34 (s, 3 H). ES-MS *m/z* 186 (MH⁺).

10

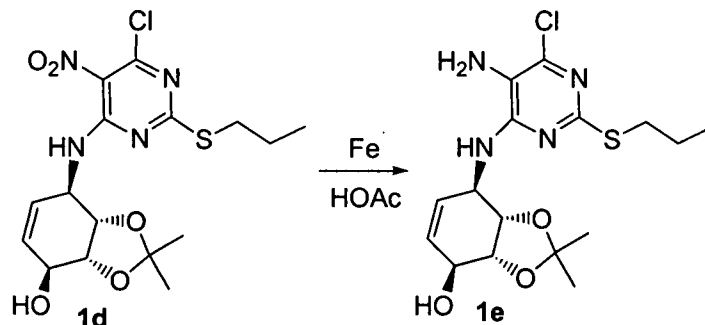


15

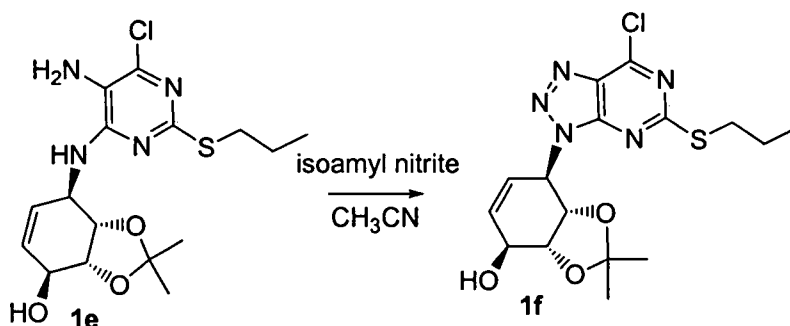
To a solution of compound **1b** (0.65 g, 3.53 mmol) in THF (20 mL) was added **1c** (1.37 g, 5.12 mmol, prepared according to WO 99/05142), followed by DIEA (1.37 g, 10.6 mmol). The mixture was heated at 40 °C overnight. The solvent was evaporated and the crude product was purified *via* flash column chromatography (EtOAc/heptane, 1:3) to afford Compound **1d** (0.87 g, 41 %).

20

^1H NMR (CDCl_3) δ 6.11 (m, 1 H), 5.89 (m, 1 H), 4.91 (m, 1 H), 4.33 (m, 3 H), 3.07 (t, $J = 7.3$ Hz, 2 H), 2.29 (m, 1 H), 1.75 (m, 2 H), 1.45 (s, 3H), 1.35 (s, 3 H), 1.03 (t, $J = 7.3$ Hz, 3 H). ES-MS m/z 417 (MH^+).



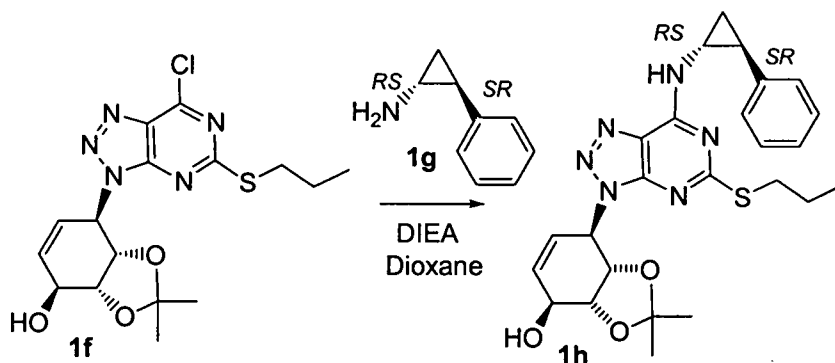
- 5 To a solution of compound **1d** (0.87 g, 2.09 mmol) in HOAc (15 mL) was added Fe (3.0 g, 54 mmol). The mixture was stirred at room temperature for 1 h. Then additional Fe (0.5 g, 8.95 mmol) was added and stirred at room temperature for another hour. Ethyl acetate and water were added to the reaction mixture. The aqueous layer was extracted several times with EtOAc.
- 10 The combined EtOAc extracts were washed with water, brine and dried (Na_2SO_4) and concentrated to give the crude product **1e** (0.95 g), which was used for the next step without further purification. ^1H NMR (CD_3OD) δ 5.84 (m, 1 H), 5.71 (m, 1 H), 4.65 (dd, $J = 2.4, 6.2$ Hz, 1 H), 4.32 (m, 1 H), 4.22 (m, 1 H), 4.14 (m, 1 H), 2.98 (m, 2 H), 1.71 (m, 2 H), 1.46 (s, 3H), 1.36 (s, 3 H), 1.00 (t, $J = 7.3$ Hz, 3 H). ES-MS m/z 387 (MH^+).
- 15



To a mixture of Compound **1e** (1.82 g, 4.7 mmol) in acetonitrile (40 mL) was added 96% isoamyl nitrite (0.98 mL, 7.06 mmol). The mixture was heated to 70 °C under Ar for 1 h. The solvent was evaporated and purified via flash

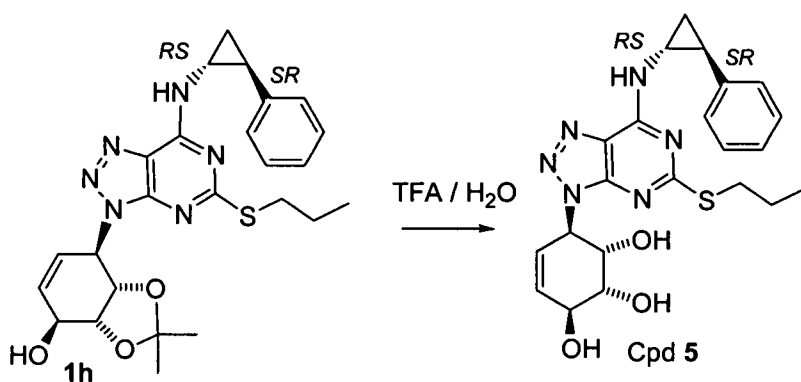
chromatography (DCM / MeOH: 97:3) to afford Compound **1f** (1.47 g, 79 %). $^1\text{H NMR}$ (CDCl_3) δ 6.15 (m, 1 H), 5.90 (m, 1 H), 5.43 (m, 1 H), 4.72 (t, $J = 6.9$ Hz, 1 H), 4.48 (m, 1 H), 4.40 (m, 1 H), 3.17 (m, 2 H), 1.81 (m, 2 H), 1.55 (s, 3 H), 1.53 (s, 3 H), 1.07 (t, $J = 7.3$ Hz, 3 H). ES-MS m/z 398 (MH^+).

5



To a mixture of compound **1f** (0.46 g, 1.16 mmol) in 1,4-dioxane (10 mL) was added *trans*-2-phenylcyclopropylamine hydrochloride **1g** (0.39 g, 2.30 mmol) followed by addition of DIEA (0.6 mL). The mixture was stirred at rt for 5 h, then diluted with ethyl acetate and water. The organic layer was separated, washed with water, dried (Na_2SO_4) and concentrated to give crude product. The crude product was purified by flash chromatography (CH_2Cl_2 / MeOH / NH_4OH : 97:3:0.3) to give Compound **1h** (0.51 g, 89 %). $^1\text{H NMR}$ (CDCl_3) δ 7.26 (m, 5 H), 6.54 (m, 1 H), 6.20 (m, 1 H), 5.86 (m, 1 H), 5.43 (m, 1 H), 4.71 (m, 1 H), 4.46 (m, 2 H), 3.77 (m, 1 H), 3.22 (m, 1 H), 3.02 (m, 2 H), 2.20 (m, 1 H), 1.55 (m, 2 H), 1.51 (s, 3 H), 1.40 (m, 2 H), 1.34 (s, 3 H), 0.87 (m, 3 H). ES-MS m/z 495 (MH^+).

15



Compound **1h** (38 mg, 0.077 mmol) was treated with a solution of TFA / H₂O (4:1, 5 mL) and the mixture was stirred at rt overnight. The mixture was diluted with water and extracted with ethyl acetate. The organic layers were combined, dried (Na₂SO₄) and concentrated *in vacuo*. The residue was
 5 purified by flash chromatography (CH₂Cl₂ / MeOH / HOAc: 97:5:0.5) to give Compound **1** as a colorless solid (20 mg, 57 %). ¹H NMR (CD₃OD) δ 7.22 (m, 5 H), 5.94 (m, 1 H), 5.75 (m, 1 H), 5.53 (m, 1 H), 4.52 (m, 1 H), 4.23 (m, 1 H), 4.04 (m, 1 H), 3.22 (m, 1 H), 2.99 (m, 1 H), 2.86 (m, 1 H), 2.14 (m, 1 H), 1.49 (m, 4 H), 0.84 (t, *J* = 7.2 Hz, 3 H). ES-MS *m/z* 455 (MH⁺).

10 Using the procedure of Example 1 or other conventional methods known to those skilled in the art, other compounds representative of the present invention were prepared (wherein MS represents ES-MS *m/z* (MH⁺)):

Cpd	Name	MS
1	(1 <i>S</i> ,2 <i>R</i> ,3 <i>S</i> ,6 <i>R</i>)-6-(7-butylamino-5-propylsulfanyl-[1,2,3]triazolo[4,5- <i>d</i>]pyrimidin-3-yl)-cyclohex-4-ene-1,2,3-triol	395
2	(1 <i>S</i> ,2 <i>R</i> ,3 <i>S</i> ,6 <i>R</i>)-6-(5-propylsulfanyl-7-[(2 <i>R</i>)-tetrahydrofuran-2-ylmethyl]-amino)-[1,2,3]triazolo[4,5- <i>d</i>]pyrimidin-3-yl)-cyclohex-4-ene-1,2,3-triol	423
3	(1 <i>S</i> ,2 <i>R</i> ,3 <i>S</i> ,6 <i>R</i>)-6-(5-propylsulfanyl-7-[(2 <i>S</i>)-tetrahydrofuran-2-ylmethyl]-amino)-[1,2,3]triazolo[4,5- <i>d</i>]pyrimidin-3-yl)-cyclohex-4-ene-1,2,3-triol	423
4	(1 <i>S</i> ,2 <i>R</i> ,3 <i>S</i> ,4 <i>R</i>)-6-{7-[(furan-2-ylmethyl)-amino]-5-propylsulfanyl-[1,2,3]triazolo[4,5- <i>d</i>]pyrimidin-3-yl}-cyclohex-4-ene-1,2,3-triol	419
6	(1 <i>S</i> ,2 <i>R</i> ,3 <i>S</i> ,4 <i>R</i>)-6-{7-[(1-ethyl-pyrrolidin-2-ylmethyl)-amino]-5-propylsulfanyl-[1,2,3]triazolo[4,5- <i>d</i>]pyrimidin-3-yl}-cyclohex-4-ene-1,2,3-triol	450
7	(1 <i>S</i> ,2 <i>R</i> ,3 <i>S</i> ,4 <i>R</i>)-6-[5-propylsulfanyl-7-(2-thiophen-2-yl-ethylamino)-[1,2,3]triazolo[4,5- <i>d</i>]pyrimidin-3-yl]-cyclohex-4-ene-1,2,3-triol	449
8	(1 <i>S</i> ,2 <i>R</i> ,3 <i>S</i> ,6 <i>R</i>)-6-{7-[(1-methyl-1H-pyrrol-2-ylmethyl)-amino]-5-propylsulfanyl-[1,2,3]triazolo[4,5- <i>d</i>]pyrimidin-3-yl}-cyclohex-4-ene-1,2,3-triol	432
9	(1 <i>R</i> ,2 <i>R</i> ,4 <i>S</i> ,5 <i>S</i>)-6-{7-[(1 <i>R</i> <i>S</i> ,2 <i>S</i> <i>R</i>)-phenyl-cyclopropylamino]-5-propylsulfanyl-[1,2,3]triazolo[4,5- <i>d</i>]pyrimidin-3-yl}-cyclohexane-1,2,3,4,5-pentaol	489

Cpd	Name	MS
10	(3a <i>R</i> ,4 <i>S</i> ,7 <i>R</i> ,7a <i>S</i>)-2,2-dimethyl-7-{7-[(1 <i>RS</i> ,2 <i>SR</i>)-2-phenyl-cyclopropylamino]-5-propylsulfanyl-[1,2,3]triazolo[4,5-d]pyrimidin-3-yl}-3a,4,7,7a-tetrahydro-benzo[1,3]dioxol-4-ol	495
11	[(1 <i>S</i> ,4 <i>R</i> ,5 <i>S</i> ,6 <i>S</i>)-5,6-dihydroxy-4-{7-[(1 <i>RS</i> ,2 <i>SR</i>)-2-phenyl-cyclopropylamino]-5-propylsulfanyl-[1,2,3]triazolo[4,5-d]pyrimidin-3-yl}-cyclohex-2-enyloxy]-acetic acid	513
12	(1 <i>R</i> ,2 <i>R</i> ,4 <i>S</i> ,5 <i>S</i>)-3-(2-hydroxy-ethoxy)-6-{7-[(1 <i>RS</i> ,2 <i>SR</i>)-2-phenyl-cyclopropylamino]-5-propylsulfanyl-[1,2,3]triazolo[4,5-d]pyrimidin-3-yl}-cyclohexane-1,2,4,5-tetraol	533
13	(1 <i>S</i> ,2 <i>S</i> ,3 <i>S</i> ,6 <i>R</i>)-3-(2-hydroxy-ethoxy)-6-{7-[(1 <i>RS</i> ,2 <i>SR</i>)-2-phenyl-cyclopropylamino]-5-propylsulfanyl-[1,2,3]triazolo[4,5-d]pyrimidin-3-yl}-cyclohex-4-ene-1,2-diol	499
14	(1 <i>S</i> ,2 <i>R</i> ,3 <i>S</i> ,4 <i>R</i>)-4-{7-[(1 <i>RS</i> ,2 <i>SR</i>)-2-phenyl-cyclopropylamino]-5-propylsulfanyl-[1,2,3]triazolo[4,5-d]pyrimidin-3-yl}-cyclohexane-1,2,3-triol	457
15	(1 <i>S</i> ,2 <i>S</i> ,3 <i>S</i> ,6 <i>R</i>)-3-(2-hydroxy-ethoxy)-6-{7-[(1 <i>RS</i> ,2 <i>SR</i>)-2-phenyl-cyclopropylamino]-5-propylsulfanyl-[1,2,3]triazolo[4,5-d]pyrimidin-3-yl}-cyclohexane-1,2-diol	501
16	(1 <i>S</i> ,2 <i>R</i> ,3 <i>S</i> ,4 <i>R</i>)-4-(5-propylsulfanyl-7-[(2 <i>S</i>)-tetrahydrofuran-2-ylmethyl]-amino)-[1,2,3]triazolo[4,5-d]pyrimidin-3-yl)-cyclohexane-1,2,3-triol	425
17	(1 <i>S</i> ,2 <i>R</i> ,3 <i>S</i> ,4 <i>R</i>)-4-(5-propylsulfanyl-7-[(2 <i>R</i>)-tetrahydrofuran-2-ylmethyl]-amino)-[1,2,3]triazolo[4,5-d]pyrimidin-3-yl)-cyclohexane-1,2,3-triol	425
18	(1 <i>S</i> ,2 <i>R</i> ,3 <i>S</i> ,4 <i>R</i>)-4-{7-[(furan-2-ylmethyl)-amino]-5-propylsulfanyl-[1,2,3]triazolo[4,5-d]pyrimidin-3-yl}-cyclohexane-1,2,3-triol	421
19	(1 <i>S</i> ,2 <i>R</i> ,3 <i>S</i> ,4 <i>R</i>)-4-(7-butylamino-5-propylsulfanyl-[1,2,3]triazolo[4,5-d]pyrimidin-3-yl)-cyclohexane-1,2,3-triol	397
20	(1 <i>S</i> ,2 <i>R</i> ,3 <i>S</i> ,4 <i>R</i>)-4-[5-propylsulfanyl-7-(2-thiophen-2-ylethylamino)-[1,2,3]triazolo[4,5-d]pyrimidin-3-yl]-cyclohexane-1,2,3-triol	451
21	(1 <i>S</i> ,2 <i>R</i> ,3 <i>S</i> ,4 <i>R</i>)-4-{7-[(1-ethyl-pyrrolidin-2-ylmethyl)-amino]-5-propylsulfanyl-[1,2,3]triazolo[4,5-d]pyrimidin-3-yl}-cyclohexane-1,2,3-triol	452
22	(1 <i>S</i> ,2 <i>R</i> ,3 <i>S</i> ,4 <i>R</i>)-4-{7-[(3 <i>R</i>)-1-benzyl-pyrrolidin-3-ylamino]-5-propylsulfanyl-[1,2,3]triazolo[4,5-d]pyrimidin-3-yl}-cyclohexane-1,2,3-triol	500

Biological Examples

The ability of the compounds of the present invention to ameliorate, treat or prevent a thrombin mediated disease, disorder or condition was determined using the following procedures.

5 Example 1

High Throughput Screening Assay

A FLIPR Calcium Assay Transducing Gi-Coupled Signaling to the Gq Pathway

The ADP P2Y₁₂ subtype is a Gi coupled GPCR, which mediates inhibition of adenylate cyclase leading to decreased cAMP while Gq proteins
10 primarily activate phospholipase C, which stimulates inositol-1,4,5-triphosphate (IP₃) formation and a subsequent increase in intracellular Ca²⁺ concentration, which can be easily measured by FLIPR. Prior to the development of a method to convert a Gi coupled GPCR signaling to a Gq coupled GPCR signaling, a significant barrier existed for the functional testing and screening of Gi coupled
15 GPCRs. One popular method, GTP γ S migration, is slow, produces a small signal and generates radioactive waste. The discovery that a small switch in the amino acid sequence in the Gi protein could convert it to a protein mediating a Gq coupled response has led to the development of robust, high throughput assays for this valuable receptor subtype.

20 The FLIPR-based HTS assay transducing the Gi signaling to the Gq pathway is described below.

pcDNA3hygroP2Y₁₂ containing a hygromycin resistance gene and pLEC1-G_{qi5}-HA containing a neomycin resistance gene (licensed from Molecular Devices, Sunnyvale, CA) were co-transfected into Human embryonic
25 kidney (HEK) 293 cells with SuperFect (Qiagen, Valencia, CA). Cell clones were selected in the presence of 600 μ g/ml hygromycin B (Life Technologies, Carlsbad, CA) and 1 mg/ml of G418 (Mediatech, Herndon, Virginia). Drug resistant colonies were picked and screened by FLIPR and the gene expression was further confirmed by RT-PCR. Positive clones were

maintained in growth medium (DMEM supplemented with 10% FBS, 1x p/s) containing 400 µg/ml of G418 and 200 µg/ml of hygromycin.

The day before the assay, cells are seeded in clear, flat-bottom black-wall, tissue culture treated polystyrene 96- or 384-well plates and incubated at 37°C, 5% CO₂. 50 µl of complete dye loading solution (FLIPR Calcium Assay Kit, Molecular Devices) was added to each well containing 100 µl of culture media. The cells were incubated for at least 30 min at 37°C, in 5% CO₂ before initiating the assay on the FLIPR. The agonist effect of ADP was tested and EC₅₀ was determined prior to compound testing. The EC₆₀₋₇₀ dose was used.

The antagonist compounds were prepared at 4 x and the agonists were diluted at 5 x the concentration desired in the test wells, and then aliquoted into the sample plates. The sample plates and the cell plate were placed in the FLIPR assay chamber. A first addition (50 µl) was made at the start of reading and a second addition (50 µl) was made after 5 min of reading. Raw fluorescence data was exported for each well and tabulated versus time within an ASCII file. Data was then imported into Excel and the peak response over the basal level was determined. The percent inhibition for each compound was calculated by the change in fluorescent density as a % inhibition of the control ADP response to obtain an IC₅₀, as shown in Table 1 (wherein N/A means Not Applicable).

Table 1

Inhibition of Calcium Mobilization (IC₅₀ µM)

Cpd	IC ₅₀	SEM	Cpd	IC ₅₀	SEM
1	2.117	0.045	12	6.900	N/A
2	>30	N/A	13	>30	N/A
3	>30	N/A	14	0.456	0.164
4	>30	N/A	15	2.634	0.429
5	0.745	0.086	16	>30	N/A
6	>30	N/A	17	>30	N/A
7	14.720	0.576	18	>30	N/A
8	>30	N/A	19	2.935	0.773
9	2.959	0.757	20	>30	N/A

Cpd	IC ₅₀	SEM	Cpd	IC ₅₀	SEM
10	>30	N/A	21	>30	N/A
11	2.198	0.093	22	>30	N/A

Example 2

Receptor Binding Assay

A whole cell-binding assay for 2-MeS [³H]-ADP (Custom synthesized by Amersham BioScience, Piscataway, NJ) to the P2Y12 receptor was performed.

5 A P2Y12 cDNA containing hygromycin resistant gene was transfected in HEK 293 cells. A stable cell line was obtained by a cloning selection method. The cells were cultured in DMEM supplemented with 10% FBS and 1x of p/s.

On the day of the assay, the cells were harvested and resuspended in 0.25% BSA-DMEM and adjusted to a cell concentration of 1.6x10⁶/ml. 15 μl of
 10 each compound was mixed with 120 μl of cell suspension in 96 well assay plates and incubated for 5 min prior to the addition of the radio-labeled ligand 2-MeS[³H]-ADP (3 nM final in 0.25%BSA-DMEM) or unlabeled 2-MeS[³H]-ADP (for non-specific binding). The reaction was then incubated for 30 min at 37°C and stopped by adding cold DMEM. The labeled and unlabeled cells were
 15 separated by a filtration method using a Packard Filtermate 196 on to the unifilter-96 GF/B plate. The plates were dyed in a 37°C oven for 1-2 hours and 50 μl of MicroScint-20 (PerkinElmer) was added to each well. The radioactivity was measured using a TOPCOUNT beta counter (Packard). The percent inhibition for each compound was calculated by the change in radioactivity as a
 20 % inhibition of the control to obtain an IC₅₀, as shown in Table 2.

Table 2

Inhibition of Receptor Binding (IC₅₀ μM)

Cpd	IC ₅₀	SEM	Cpd	IC ₅₀	SEM
1	9.029	2.472	11	1.490	0.633
3	4.755	2.369	12	2.200	0.776
5	2.105	0.589	13	8.564	2.956
7	2.270	0.403	14	1.349	0.441
9	5.040	2.066	15	6.598	2.719

Example 3*In vitro platelet aggregation*

Platelet aggregation studies were performed according to a published method (Bednar, B., Condra, C., Gould, R. J., and Connolly, T. M., *Throm. Res.*, 77:453-463 (1995). Platelet-rich plasma (PRP) concentrates prepared from healthy volunteers who were aspirin free for at least 7 days by venipuncture using ACD-A as anticoagulant was purchased from Biological Specialties, Inc. (Colmar, PA). PRP was centrifuged at 730 g for 15 min. The platelet pellet was washed twice in CGS buffer (13 mM sodium citrate, 30 mM glucose, 120 mM NaCl, pH 6.5) containing 1 μ /ml apyrase (grade V, Sigma-Aldrich, St. Louis, MO), 1 mM EGTA, and resuspended in Tyrode's buffer (140 mM NaCl, 2.7 mM KCl, 12 mM NaHCO₃, 0.76 mM Na₂HPO₄, 5.5 mM dextrose, 5.0 mM HEPES, 0.2% BSA, pH 7.4). The platelets were diluted to 3×10^8 platelets/ml and kept >45 min at 37°C before use. 105 μ l of washed platelets, 2 mM CaCl₂ and 2.5 mM of fibrinogen were added to a 96-well microliter plate.

Platelet aggregation was initiated by the addition of serial concentrations of ADP (BioData Corp. Horsham, PA). Buffer was added to one set of control wells. The assay plate was stirred constantly and intermittently placed in a microplate reader (Softmax, Molecular Devices, Menlo Park, CA) to read optical density (650 nm) at 0 and 5 minutes after the addition of the compound solutions. Aggregation was calculated as the decrease in optical density between the time 0- and 5-min measurements and expressed as % of aggregation. For the inhibition assay, platelet aggregation was conducted as described above except for compound additions. Test compounds were prepared in 100% DMSO and stored.

On the day of the assay, test compounds were diluted in the buffer containing 3% of DMSO as a 10 x working solution. 15 μ l of compound solutions were added to 105 μ l of platelets 5 min prior to the addition of CaCl₂ and fibrinogen. Platelet aggregation was initiated by the addition of an agonist which had been shown to achieve 60-70% aggregation. Antagonist potency

was estimated as a % inhibition of the control ADP response to obtain an IC₅₀, as shown in Table 3.

Table 3

Inhibition of Platelet Aggregation (IC₅₀ μM)

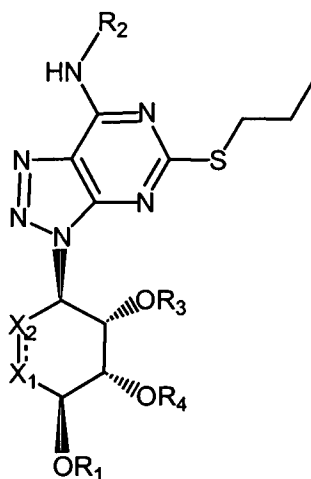
<u>Cpd</u>	<u>IC₅₀</u>	<u>SEM</u>	<u>Cpd</u>	<u>IC₅₀</u>	<u>SEM</u>
1	15.180	1.988	14	3.103	0.341
5	5.050	1.374	17	>30	N/A
9	15.023	3.743	21	>30	N/A
11	2.913	0.230			

5 While the foregoing specification teaches the principles of the present invention, with examples provided for the purpose of illustration, it will be understood that the practice of the invention encompasses all of the usual variations, adaptations and modifications as come within the scope of the following claims and their equivalents.

10 Throughout this application, various publications are cited. The disclosure of these publications is hereby incorporated by reference into this application to describe more fully the state of the art to which this invention pertains.

WHAT IS CLAIMED IS:

1. A compound of Formula (I):



(I)

5 or a form thereof, wherein:

R_1 is selected from hydrogen, hydroxy- C_{1-8} alkyl, C_{1-8} alkoxy- C_{1-8} alkyl or carboxy- C_{1-8} alkyl;

10 R_2 is selected from C_{1-8} alkyl, C_{1-8} alkoxy- C_{1-8} alkyl, C_{1-8} alkyl-thio- C_{1-8} alkyl, C_{3-8} cycloalkyl, C_{3-8} cycloalkyl- C_{1-8} alkyl, phenyl- C_{1-8} alkyl, heterocyclyl, heterocyclyl- C_{1-8} alkyl, heteroaryl- C_{1-8} alkyl or halo- C_{1-8} alkyl,

15 wherein each instance of C_{3-8} cycloalkyl, heterocyclyl and heteroaryl is optionally substituted with C_{1-8} alkyl, phenyl or benzyl, wherein phenyl is optionally substituted with C_{1-4} alkyl, C_{1-4} alkoxy, amino, C_{1-4} alkyl-amino, hydroxy, cyano, halo- C_{1-4} alkyl or halogen;

20 R_3 and R_4 are each selected from hydrogen or are optionally taken together with the carbon atoms of attachment to form a heterocyclyl ring having 5 or 6 ring members, wherein said heterocyclyl ring is optionally substituted with one or two C_{1-8} alkyl substituents; and,

X₁ and X₂ are each selected from CH, CH₂ or CH(OH), wherein when either X₁ or X₂ is CH, then X₁ and X₂ must both be CH and the dashed line represents a double bond.

2. The compound of claim 1, wherein R₁ is selected from hydrogen,
5 hydroxy-C₁₋₈alkyl or carboxy-C₁₋₈alkyl.
3. The compound of claim 1, wherein
R₂ is selected from C₁₋₄alkyl, cyclopropyl, heterocyclyl,
pyrrolidinyl-C₁₋₄alkyl, tetrahydrofuranyl-C₁₋₄alkyl, furanyl-C₁₋₄alkyl,
thienyl-C₁₋₄alkyl or pyrrolyl-C₁₋₄alkyl,
10 wherein cyclopropyl is optionally substituted with phenyl, wherein phenyl
is optionally substituted with halogen, and
wherein pyrrolyl and pyrrolidinyl are each optionally substituted with
C₁₋₄alkyl or benzyl.
4. The compound of claim 1, wherein R₃ and R₄ are each selected from
15 hydrogen or are optionally taken together with the carbon atoms of
attachment to form a [1,3]dioxolanyl ring, wherein said ring is optionally
substituted with one or two C₁₋₈alkyl substituents.
5. The compound of claim 1, wherein X₁ and X₂ are each selected from
CH₂ or CH(OH).
- 20 6. The compound of claim 1, wherein X₁ and X₂ are each CH and the
dashed line represents a double bond.
7. The compound of claim 1, wherein
R₁ is selected from hydrogen, hydroxy-C₁₋₄alkyl or carboxy-C₁₋₄alkyl;
R₂ is selected from C₁₋₄alkyl, cyclopropyl, heterocyclyl,
25 pyrrolidinyl-C₁₋₄alkyl, tetrahydrofuranyl-C₁₋₄alkyl, furanyl-C₁₋₄alkyl,
thienyl-C₁₋₄alkyl or pyrrolyl-C₁₋₄alkyl,
wherein cyclopropyl is optionally substituted with phenyl, wherein phenyl
is optionally substituted with halogen, and

wherein pyrrolyl and pyrrolidinyl are each optionally substituted with
C₁₋₄alkyl or benzyl;

R₃ and R₄ are each hydrogen; and

5 X₁ and X₂ are each selected from CH, CH₂ or CH(OH), wherein when
either X₁ or X₂ is CH, then X₁ and X₂ must both be CH and the
dashed line represents a double bond.

8. A compound selected from the group consisting of:

(1*S*,2*R*,3*S*,6*R*)-6-(7-butylamino-5-propylsulfanyl-[1,2,3]triazolo[4,5-
d]pyrimidin-3-yl)-cyclohex-4-ene-1,2,3-triol,

(1*S*,2*R*,3*S*,6*R*)-6-(5-propylsulfanyl-7-[[*(2R)*]-tetrahydro-furan-2-
ylmethyl]-amino)-[1,2,3]triazolo[4,5-d]pyrimidin-3-yl)-cyclohex-4-
ene-1,2,3-triol,

(1*S*,2*R*,3*S*,6*R*)-6-(5-propylsulfanyl-7-[[*(2S)*]-tetrahydro-furan-2-
ylmethyl]-amino)-[1,2,3]triazolo[4,5-d]pyrimidin-3-yl)-cyclohex-4-
ene-1,2,3-triol,

(1*S*,2*R*,3*S*,4*R*)-6-{7-[(furan-2-ylmethyl)-amino]-5-propylsulfanyl-
[1,2,3]triazolo[4,5-d]pyrimidin-3-yl}-cyclohex-4-ene-1,2,3-triol,

(1*S*,2*R*,3*S*,6*R*)-6-{7-[[*(1RS,2SR)*]-2-phenyl-cyclopropylamino]-5-
propylsulfanyl-[1,2,3]triazolo[4,5-d]pyrimidin-3-yl}-cyclohex-4-ene-
1,2,3-triol,

(1*S*,2*R*,3*S*,4*R*)-6-{7-[(1-ethyl-pyrrolidin-2-ylmethyl)-amino]-5-
propylsulfanyl-[1,2,3]triazolo[4,5-d]pyrimidin-3-yl}-cyclohex-4-ene-
1,2,3-triol,

(1*S*,2*R*,3*S*,4*R*)-6-[5-propylsulfanyl-7-(2-thiophen-2-yl-ethylamino)-
[1,2,3]triazolo[4,5-d]pyrimidin-3-yl]-cyclohex-4-ene-1,2,3-triol,

(1*S*,2*R*,3*S*,6*R*)-6-{7-[(1-methyl-1H-pyrrol-2-ylmethyl)-amino]-5-
propylsulfanyl-[1,2,3]triazolo[4,5-d]pyrimidin-3-yl}-cyclohex-4-ene-
1,2,3-triol,

(1*R*,2*R*,4*S*,5*S*)-6-{7-[[*(1RS,2SR)*]-phenyl-cyclopropylamino]-5-
propylsulfanyl-[1,2,3]triazolo[4,5-d]pyrimidin-3-yl}-cyclohexane-
1,2,3,4,5-pentaol,

(3*aR*,4*S*,7*R*,7*aS*)-2,2-dimethyl-7-{7-[[*(1RS,2SR)*]-2-phenyl-
cyclopropylamino]-5-propylsulfanyl-[1,2,3]triazolo[4,5-d]pyrimidin-
3-yl}-3*a*,4,7,7*a*-tetrahydro-benzo[1,3]dioxol-4-ol,

[[*(1S,4R,5S,6S)*]-5,6-dihydroxy-4-{7-[[*(1RS,2SR)*]-2-phenyl-
cyclopropylamino]-5-propylsulfanyl-[1,2,3]triazolo[4,5-d]pyrimidin-
3-yl}-cyclohex-2-enyloxy]-acetic acid,

(1*R*,2*R*,4*S*,5*S*)-3-(2-hydroxy-ethoxy)-6-{7-[[*(1RS,2SR)*]-2-phenyl-
cyclopropylamino]-5-propylsulfanyl-[1,2,3]triazolo[4,5-d]pyrimidin-
3-yl}-cyclohexane-1,2,4,5-tetraol,

(1*S*,2*S*,3*S*,6*R*)-3-(2-hydroxy-ethoxy)-6-{7-[(1*RS*,2*SR*)-2-phenyl-cyclopropylamino]-5-propylsulfanyl-[1,2,3]triazolo[4,5-*d*]pyrimidin-3-yl}-cyclohex-4-ene-1,2-diol,

(1*S*,2*R*,3*S*,4*R*)-4-{7-[(1*RS*,2*SR*)-2-phenyl-cyclopropylamino]-5-propylsulfanyl-[1,2,3]triazolo[4,5-*d*]pyrimidin-3-yl}-cyclohexane-1,2,3-triol,

(1*S*,2*S*,3*S*,6*R*)-3-(2-hydroxy-ethoxy)-6-{7-[(1*RS*,2*SR*)-2-phenyl-cyclopropylamino]-5-propylsulfanyl-[1,2,3]triazolo[4,5-*d*]pyrimidin-3-yl}-cyclohexane-1,2-diol,

(1*S*,2*R*,3*S*,4*R*)-4-(5-propylsulfanyl-7-[[2*S*]-tetrahydro-furan-2-ylmethyl]-amino)-[1,2,3]triazolo[4,5-*d*]pyrimidin-3-yl)-cyclohexane-1,2,3-triol,

(1*S*,2*R*,3*S*,4*R*)-4-(5-propylsulfanyl-7-[[2*R*]-tetrahydro-furan-2-ylmethyl]-amino)-[1,2,3]triazolo[4,5-*d*]pyrimidin-3-yl)-cyclohexane-1,2,3-triol,

(1*S*,2*R*,3*S*,4*R*)-4-{7-[(furan-2-ylmethyl)-amino]-5-propylsulfanyl-[1,2,3]triazolo[4,5-*d*]pyrimidin-3-yl}-cyclohexane-1,2,3-triol,

(1*S*,2*R*,3*S*,4*R*)-4-(7-butylamino-5-propylsulfanyl-[1,2,3]triazolo[4,5-*d*]pyrimidin-3-yl)-cyclohexane-1,2,3-triol,

(1*S*,2*R*,3*S*,4*R*)-4-[5-propylsulfanyl-7-(2-thiophen-2-yl-ethylamino)-[1,2,3]triazolo[4,5-*d*]pyrimidin-3-yl]-cyclohexane-1,2,3-triol,

(1*S*,2*R*,3*S*,4*R*)-4-{7-[(1-ethyl-pyrrolidin-2-ylmethyl)-amino]-5-propylsulfanyl-[1,2,3]triazolo[4,5-*d*]pyrimidin-3-yl}-cyclohexane-1,2,3-triol, and

(1*S*,2*R*,3*S*,4*R*)-4-{7-[(3*R*)-1-benzyl-pyrrolidin-3-ylamino]-5-propylsulfanyl-[1,2,3]triazolo[4,5-*d*]pyrimidin-3-yl}-cyclohexane-1,2,3-triol.

9. The compound of claim 8, wherein the compound is selected from the group consisting of:

(1*S*,2*R*,3*S*,6*R*)-6-(7-butylamino-5-propylsulfanyl-[1,2,3]triazolo[4,5-*d*]pyrimidin-3-yl)-cyclohex-4-ene-1,2,3-triol,

(1*S*,2*R*,3*S*,6*R*)-6-(5-propylsulfanyl-7-[[2*S*]-tetrahydro-furan-2-ylmethyl]-amino)-[1,2,3]triazolo[4,5-*d*]pyrimidin-3-yl)-cyclohex-4-ene-1,2,3-triol,

(1*S*,2*R*,3*S*,6*R*)-6-{7-[(1*RS*,2*SR*)-2-phenyl-cyclopropylamino]-5-propylsulfanyl-[1,2,3]triazolo[4,5-*d*]pyrimidin-3-yl}-cyclohex-4-ene-1,2,3-triol,

(1*S*,2*R*,3*S*,4*R*)-6-[5-propylsulfanyl-7-(2-thiophen-2-yl-ethylamino)-[1,2,3]triazolo[4,5-*d*]pyrimidin-3-yl]-cyclohex-4-ene-1,2,3-triol,

(1*R*,2*R*,4*S*,5*S*)-6-{7-[(1*RS*,2*SR*)-phenyl-cyclopropylamino]-5-propylsulfanyl-[1,2,3]triazolo[4,5-*d*]pyrimidin-3-yl}-cyclohexane-1,2,3,4,5-pentaol,

[(1*S*,4*R*,5*S*,6*S*)-5,6-dihydroxy-4-{7-[(1*RS*,2*SR*)-2-phenyl-cyclopropylamino]-5-propylsulfanyl-[1,2,3]triazolo[4,5-*d*]pyrimidin-3-yl}-cyclohex-2-enyloxy]-acetic acid,
 (1*R*,2*R*,4*S*,5*S*)-3-(2-hydroxy-ethoxy)-6-{7-[(1*RS*,2*SR*)-2-phenyl-cyclopropylamino]-5-propylsulfanyl-[1,2,3]triazolo[4,5-*d*]pyrimidin-3-yl}-cyclohexane-1,2,4,5-tetraol,
 (1*S*,2*R*,3*S*,4*R*)-4-{7-[(1*RS*,2*SR*)-2-phenyl-cyclopropylamino]-5-propylsulfanyl-[1,2,3]triazolo[4,5-*d*]pyrimidin-3-yl}-cyclohexane-1,2,3-triol,
 (1*S*,2*S*,3*S*,6*R*)-3-(2-hydroxy-ethoxy)-6-{7-[(1*RS*,2*SR*)-2-phenyl-cyclopropylamino]-5-propylsulfanyl-[1,2,3]triazolo[4,5-*d*]pyrimidin-3-yl}-cyclohexane-1,2-diol, and
 (1*S*,2*R*,3*S*,4*R*)-4-(7-butylamino-5-propylsulfanyl-[1,2,3]triazolo[4,5-*d*]pyrimidin-3-yl)-cyclohexane-1,2,3-triol.

10. A method for ameliorating, treating or preventing a platelet-mediated thrombotic disease, disorder or condition in a subject in need thereof comprising administering to the subject an effective amount of one or more compounds of claim 1.
- 5 11. The method of claim 10, wherein the disease, disorder or condition is selected from angina, unstable angina, coronary angioplasty, acute myocardial infarction (with or without thrombolysis), perithrombolysis, primary arterial thrombotic complications of atherosclerosis (such as thrombotic or embolic stroke, transient ischemic attacks or peripheral
- 10 vascular disease), arterial complications due to interventions in atherosclerotic disease (such as angioplasty and reocclusion following angioplasty, endarterectomy, stent placement or coronary and other vascular graft surgery), thrombotic complications of surgical or
- 15 mechanical damage (such as reocclusion following thrombolytic therapy, tissue salvage following accidental or surgical trauma or, reconstructive surgery including skin and muscle flaps), conditions with a diffuse thrombotic/platelet consumption component (such as disseminated intravascular coagulation, thrombotic thrombocytopenic purpura,
- 20 hemolytic uremic syndrome or thrombotic complications of septicemia), adult respiratory distress syndrome, anti-phospholipid syndrome, heparin-induced thrombocytopenia, pre-eclampsia/eclampsia, arterial

- thrombosis or venous thrombosis (such as deep vein thrombosis),
venoocclusive disease, hematological conditions (such as
myeloproliferative disease, including thrombocythemia or sickle cell
disease), in the prevention of mechanically-induced platelet activation in
5 vivo (such as cardio-pulmonary bypass and extracorporeal membrane
oxygenation), mechanically-induced platelet activation in vitro (such as
use in the preservation of platelet concentrates), or shunt occlusion
(such as in renal dialysis and plasmapheresis), thrombosis secondary to
vascular damage/inflammation (such as vasculitis, arteritis,
10 glomerulonephritis, inflammatory bowel disease and organ graft
rejection), migraine, Raynaud's phenomenon, atheromatous plaque
formation or progression, stenosis, restenosis or asthma.
12. The method of claim 11, wherein the disease, disorder or condition is
selected from arterial thrombosis, venous thrombosis, acute myocardial
15 infarction, reocclusion following thrombolytic therapy, reocclusion
following angioplasty, unstable angina and stroke.
13. The method of claim 10, wherein the method further comprises use of
the compound of claim 1 in therapy or adjunctive therapy as an agent for
inhibiting platelet activation, aggregation and degranulation or for
20 promoting platelet disaggregation, or as anti-thrombotic agents.
14. The method of claim 10, wherein the effective amount of the compound
of claim 1 is from about 0.001 mg/kg/day to about 300 mg/kg/day.
15. Use of the compound of claim 1 in the manufacture of a medicament for
use in ameliorating, treating or preventing a platelet-mediated thrombotic
25 disease, disorder or condition.
16. The use of claim 15, wherein the disease, disorder or condition is
selected from arterial thrombosis, venous thrombosis, acute myocardial
infarction, reocclusion following thrombolytic therapy, reocclusion
following angioplasty, unstable angina and stroke.
30