C. S. BEEBE.

STORM APRON OR ROBE HOLDER.

APPLICATION FILED NOV. 17, 1908.

937,222. Patented Oct. 19, 1909.

2 SHEETS—SHEET 1.

Fig. 1.

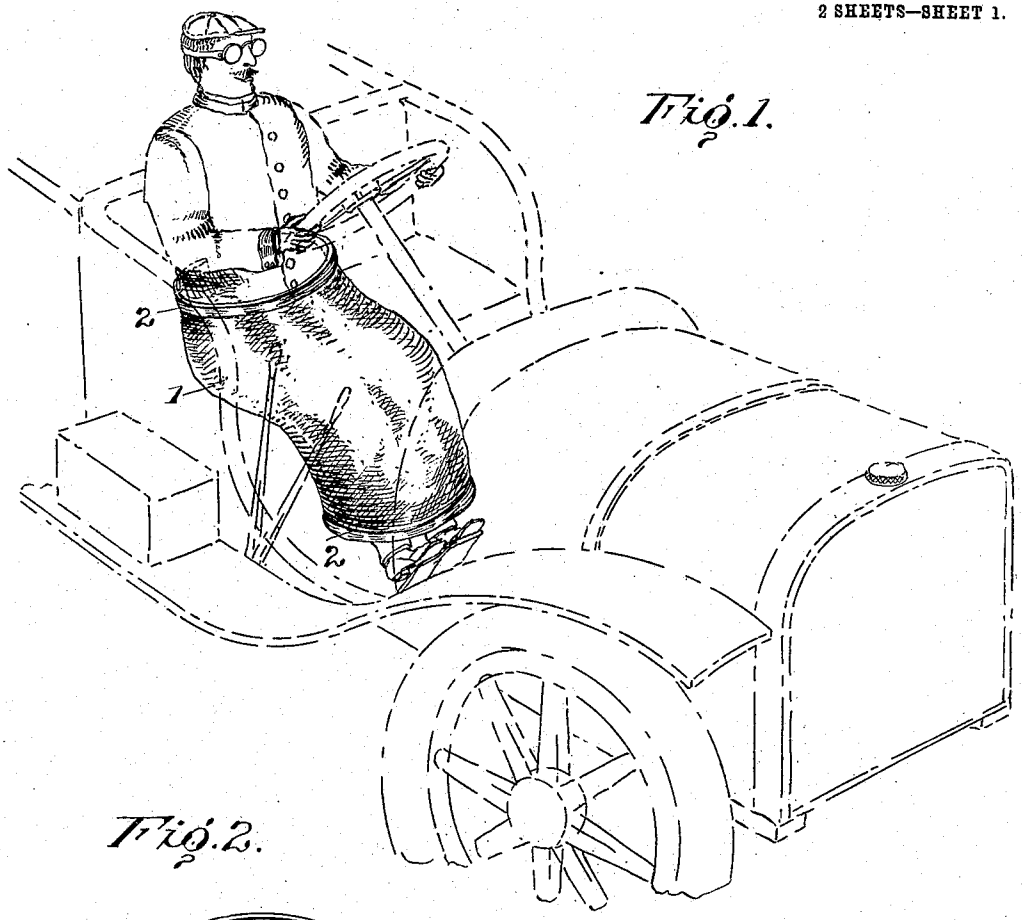

Fig. 2.

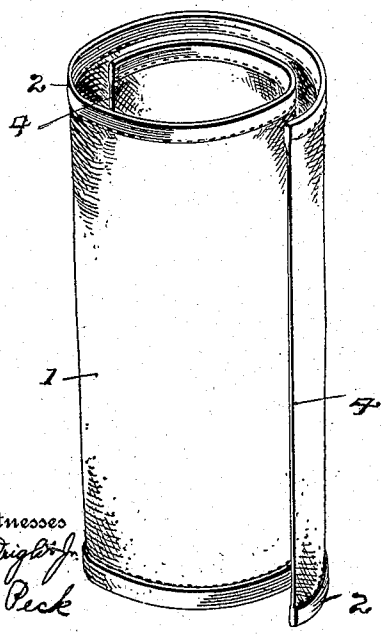

Fig. 3.

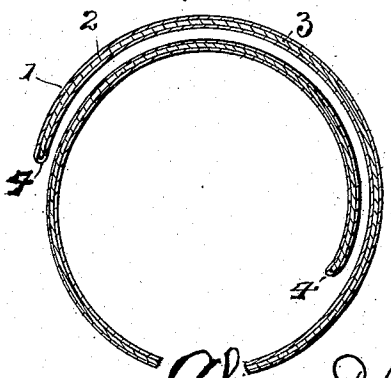

Witnesses
C. P. Wright Jr.
E. R. Peck

Inventor
Chas. S. Beebe
By Hubert E. Peck
Attorney

C. S. BEEBE.

STORM APRON OR ROBE HOLDER.

APPLICATION FILED NOV. 17, 1908.

937,222. Patented Oct. 19, 1909.

2 SHEETS—SHEET 2.

Fig. 5.

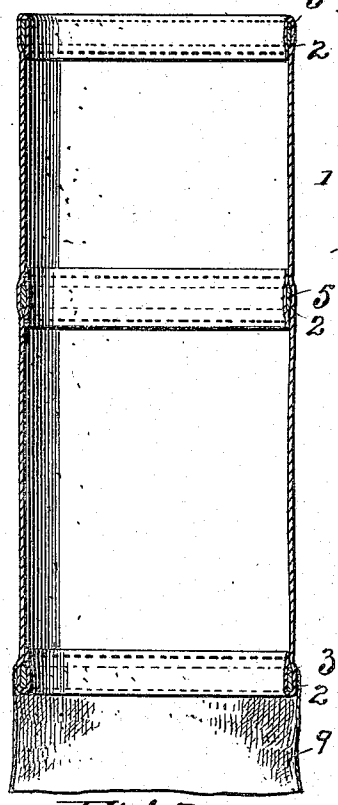

Fig. 4.

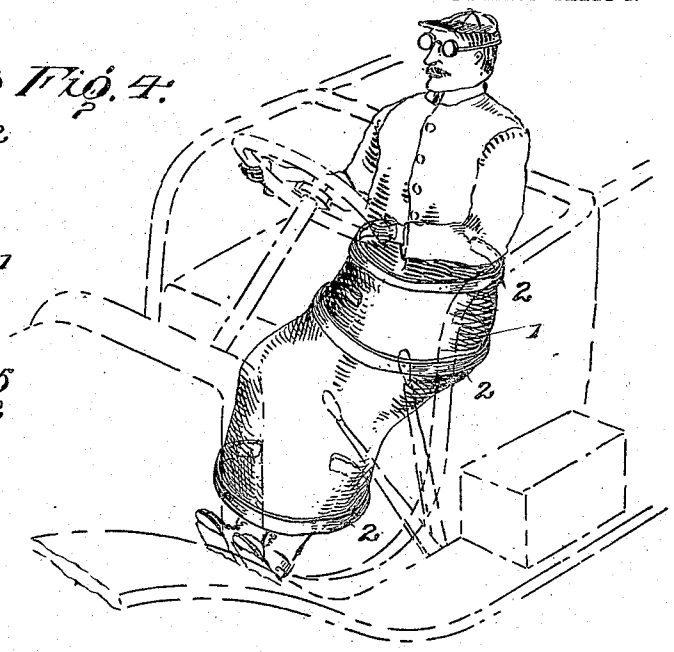

Fig. 6.



Fig. 7.

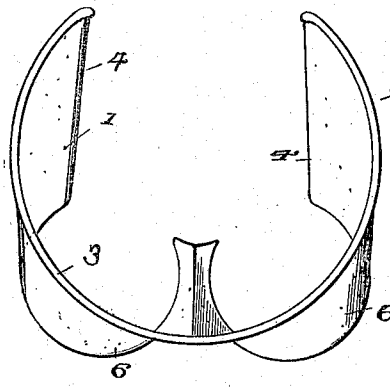

Witnesses

E. P. Wright Jr.

E. R. Peck

Inventor

Charles S. Beebe

By Hubert E. Peck

Attorney

ANDREW B. GRAHAM CO., PHOTO-LITHOGRAPHERS, WASHINGTON, D. C.

UNITED STATES PATENT OFFICE.

CHARLES S. BEEBE, OF RACINE, WISCONSIN.

STORM-APRON OR ROBE-HOLDER.

937,222. Specification of Letters Patent. Patented Oct. 19, 1909.

Application filed November 17, 1908. Serial No. 463,075.

To all whom it may concern:

Be it known that I, CHARLES S. BEEBE, a citizen of the United States, residing at Racine, Racine county, Wisconsin, have invented certain new and useful Improvements in Storm-Aprons or Robe-Holders; and I do hereby declare the following to be a full, clear, and exact description of the invention, such as will enable others skilled in the art to which it appertains to make and use the same.

This invention relates to certain improvements in storm aprons or robe holders; and the objects and nature of the invention will be readily understood by those skilled in the art in the light of the following explanation of the accompanying drawings illustrating what I now consider my preferred embodiment from among other formations and arrangements within the spirit and scope of my invention.

An object of the invention is to provide improved means particularly designed for the comfort and protection of persons exposed to the weather in automobiles or other vehicles and whereby blankets or robes can be held in place to the body and yet whereby the feet of the wearer can be left free and unobstructed for the manipulation of levers, pedals or for other purposes, and whereby the wearer can be protected against storm or rain even though said improved means be not employed as a robe or blanket holder.

A further object of the invention is to provide improved means, for the comfort and protection of persons driving automobiles or horses, whereby a protecting apron is produced with simple, effective means for holding the same in position on the person and whereby the same can be readily applied to or removed from the person without the necessity of adjusting or operating buckles, straps, snaps or other fastening devices.

The invention consists in certain novel features in construction and in combinations and arrangements of parts as more fully and particularly described and pointed out hereinafter.

Referring to the accompanying drawings:—Figure 1, shows my storm apron applied to the person as in use. Fig. 2, is a perspective view thereof removed from the person with the clamping or holding springs in their normal contracted condition. Fig. 3, is a cross section thereof in the plane of one of the clamping springs. Fig. 4, is a perspective view showing a modified formation applied to the person as in use. Fig. 5, is a vertical section of the apron of Fig. 4, with a skirt or foot protector added thereto or with the lower end spring raised to leave the depending skirt. Fig. 6, is a perspective view showing a bifurcated form of apron applied as in use, and Fig. 7, is a top end view thereof.

The device shown comprises a fabric apron adapted to partially encircle the person of the wearer and extend, say, from the waist to the feet, and provided with spring or elastic clamping or holding means adapted to grip or clamp the wearer about or partially about the body, say at the waist, and also adapted to encircle or partially encircle the ankles and thereby hold the apron to and partially around the body, legs and ankles of the wearer and hence leave the feet free for the manipulation of automobile foot pedals or levers.

I usually employ a rectangular length or sheet of fabric 1, preferably of suitable strong, durable waterproof material, such for instance, water proofed fabric or flexible rubber-coated fabric, although I do not wish to so limit my invention. This sheet 1, is of a length to extend from say, about the waist to the ankles of the wearer, and of a width to cover the front of the wearer from the waist to the ankles and extend or lap around or partially around at the back of the body and legs and preferably completely around both ankles, so as to protect the person from the waist down when sitting in an automobile, buggy or any other vehicle. At its upper and lower ends, and preferably throughout the length of each upper and lower edge of said sheet, I arrange or secure clamping or holding devices each having a constant tendency to spring or contract into coiled or circular shape and hold or confine the sheet in such formation.

In certain specific examples illustrated, the upper and lower ends of the sheet 1, are throughout their edges formed with hems or pockets 2, and these pockets longitudinally receive plate springs 3, one spring at the upper end of the sheet and the other spring at the lower end of the sheet, whereby the springs are confined to the sheet. In the formation disclosed by Fig. 1, similar springs are arranged at the upper and lower ends of the sheet 1, so that either end of the apron can be arranged around the waist, and

the longitudinal edges 4, of the sheet are free and disconnected.

Springs of various forms and material might be employed, although at present I prefer, and in the drawings show, each spring 3, formed of a length of spring sheet metal or thin flat steel or other material having opposite free ends and a constant tendency to contract into circular or coiled shape or formation. I usually employ a spring 3, in length approximately equal to the width of the sheet to which it is applied, or to the length of the edge or portion of the sheet to which it is applied. Each spring is flexible so as to be readily opened or distended by hand and to avoid unpleasant pressure on or gripping of the person and yet is designed to be of sufficient strength or tension to hold the apron and blankets or robes thereunder to and in the desired position on and wrapped around or partially around the body usually with the ends of the upper spring lapping and bearing on the back of the person with a peculiar gripping or holding effect, and usually with the lower spring in closed position and completely yet loosely encircling both ankles.

The device as thus described can be utilized as a storm apron without robes or blankets, but it is also of peculiar advantage and utility as a robe holder by being placed on the person over the robe or blanket and clamping and gripping the same to the body and holding the same up around the waist, while what is very important, holding the robe from obstructing or interfering with the free use of the feet in operating brake or other pedals or levers.

The springs are of such formation that the apron can be readily slipped onto the body and around the ankles either while standing or while the person is seated, and can be as readily removed even though the wearer's hands be heavily gloved. If so desired, additional springs can be secured or confined in the apron at one or more intermediate points between the upper and lower springs heretofore described. For instance, in Figs. 4, and 5, I show the apron provided with an intermediate spring coil 5, arranged to wholly or partially encircle the wearer about at the thighs while the upper coil fits the body about at the waist and the lower coil usually completely encircles the ankles. Also, if so desired, the apron could be bifurcated for a suitable distance upwardly from the lower end to form separate leg portions 6, each provided with one or more coiled springs 7, such as hereinbefore described only shorter to fit a leg and around the ankle thereof. For instance, I show such formation in Figs. 6, and 7, wherein the upper portion of the sheet or apron is formed with a waist encircling spring 3, as hereinbefore described while the lower portion of the sheet is bifurcated to form the two leg portions 6, each provided with the smaller coiled springs 7. Also, if so desired, the storm apron can be provided at its lower end with a depending skirt or protecting flexible portion 9, hanging loosely below the lower end spring 3, to serve as an additional protection to the feet or ankles, see Fig. 5, and such loose depending skirt can be added to any one or all of the various forms shown.

It is evident that various changes or modifications might be resorted to in the forms, constructions and arrangements of the parts described without departing from the spirit and scope of my invention and hence I do not wish to limit myself to the exact constructions illustrated or materials specified.

What I claim is;

1. A combination storm-apron and robe-holder open at the upper and lower ends and having free longitudinal rear edges and consisting of a thin water-proofed sheet at its opposite end portions having coiled spring clasps secured and inclosed therein and arranged transversely thereof to hold the opposite end portions of the sheet to the body and ankle portions of the legs, whereby said sheet can be placed over a robe to hold the same to the body and around the legs, substantially as described.

2. A storm apron open at the top and bottom and having free longitudinal rear edges and consisting of flexible material having a spring clasp at its upper portion to grasp the body and a spring clasp at its lower portion to grasp the legs adjacent the ankles and provided with a free flexible depending skirt below said lower clasp.

In testimony whereof I affix my signature, in presence of two witnesses.

CHAS. S. BEEBE.

Witnesses:
L. WUERZBERGER,
C. STEHLIK.