

(12) STANDARD PATENT
(19) AUSTRALIAN PATENT OFFICE

(11) Application No. **AU 2004270699 B2**

- (54) Title
Heterocyclic inhibitors of MEK and methods of use thereof
- (51) International Patent Classification(s)
C07D 261/20 (2006.01) **C07D 471/04** (2006.01)
A61K 31/42 (2006.01)
- (21) Application No: **2004270699** (22) Date of Filing: **2004.09.01**
- (87) WIPO No: **WO05/023759**
- (30) Priority Data
- | | | |
|-------------------|-------------------|--------------|
| (31) Number | (32) Date | (33) Country |
| 10/654,580 | 2003.09.03 | US |
| 10/929,295 | 2004.08.30 | US |
- (43) Publication Date: **2005.03.17**
(44) Accepted Journal Date: **2011.11.10**
- (71) Applicant(s)
Array BioPharma Inc.
- (72) Inventor(s)
Yang, Hoon Woon;Wallace, Eli;Lyssikatos, Joseph;Blake, Jim;Hurley, Brian;Marlow, Allison L.
- (74) Agent / Attorney
Watermark Patent and Trade Marks Attorneys, Level 2 302 Burwood Road, Hawthorn, VIC, 3122
- (56) Related Art
JP2000204079 A
US 20050049276 A1
EP0602242 A1

(12) INTERNATIONAL APPLICATION PUBLISHED UNDER THE PATENT COOPERATION TREATY (PCT)

(19) World Intellectual Property
Organization
International Bureau



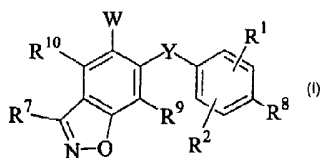
(43) International Publication Date
17 March 2005 (17.03.2005)

PCT

(10) International Publication Number
WO 2005/023759 A3

- (51) International Patent Classification⁷: **A61K 31/42**, C07D 261/20
- (74) Agents: **BURTON, Carol, W.** et al.; Hogan & Hartson, LLP, 1200 17th Street, Suite 1500, Denver, CO 80202 (US).
- (21) International Application Number: PCT/US2004/028649
- (81) Designated States (unless otherwise indicated, for every kind of national protection available): AE, AG, AL, AM, AT, AU, AZ, BA, BB, BG, BR, BW, BY, BZ, CA, CH, CN, CO, CR, CU, CZ, DE, DK, DM, DZ, EC, EE, EG, ES, FI, GB, GD, GE, GH, GM, HR, HU, ID, IL, IN, IS, JP, KE, KG, KP, KR, KZ, LC, LK, LR, LS, LT, LU, LV, MA, MD, MG, MK, MN, MW, MX, MZ, NA, NI, NO, NZ, OM, PG, PH, PL, PT, RO, RU, SC, SD, SE, SG, SK, SL, SY, TJ, TM, TN, TR, TT, TZ, UA, UG, US, UZ, VC, VN, YU, ZA, ZM, ZW.
- (22) International Filing Date: 1 September 2004 (01.09.2004)
- (84) Designated States (unless otherwise indicated, for every kind of regional protection available): ARIPO (BW, GH, GM, KE, LS, MW, MZ, NA, SD, SL, SZ, TZ, UG, ZM, ZW), Eurasian (AM, AZ, BY, KG, KZ, MD, RU, TJ, TM), European (AT, BE, BG, CH, CY, CZ, DE, DK, EE, ES, FI, FR, GB, GR, HU, IE, IT, LU, MC, NL, PL, PT, RO, SE, SI, SK, TR), OAPI (BF, BJ, CF, CG, CI, CM, GA, GN, GQ, GW, ML, MR, NE, SN, TD, TG).
- (25) Filing Language: English
- (26) Publication Language: English
- (30) Priority Data:
10/654,580 3 September 2003 (03.09.2003) US
10/929,295 30 August 2004 (30.08.2004) US
- (71) Applicant (for all designated States except US): **ARRAY BIOPHARMA INC.** [US/US]; 3200 Walnut Street, Boulder, CO 80301 (US).
- (72) Inventors; and
- (75) Inventors/Applicants (for US only): **WALLACE, Eli** [US/US]; P.O. Box 1727, Lyons, CO 80540 (US). **HURLEY, Brian** [US/US]; 3725 Birchwood Drive #22, Boulder, CO 80304 (US). **YANG, Hoon, Woon** [KR/US]; 823 Maroon Peak Circle, Superior, CO 80027 (US). **LYSSIKATOS, Joseph** [US/US]; 1720 Eldorado Circle, Superior, CO 80027 (US). **MARLOW, Allison, L.** [US/US]; 286 W. Sycamore Lane, Louisville, CO 80027 (US). **BLAKE, Jim** [US/US]; 2435 Mallard Circle, Longmont, CO 80504 (US).
- Published:**
— with international search report
— before the expiration of the time limit for amending the claims and to be republished in the event of receipt of amendments
- (88) Date of publication of the international search report: 22 September 2005
- For two-letter codes and other abbreviations, refer to the "Guidance Notes on Codes and Abbreviations" appearing at the beginning of each regular issue of the PCT Gazette.

(54) Title: HETEROCYCLIC INHIBITORS OF MEK AND METHODS OF USE THEREOF



(57) Abstract: Disclosed are compounds of the Formula (I) and pharmaceutically acceptable salts and prodrugs thereof, wherein R¹, R², R⁷, R⁸, R⁹ and R¹⁰, W and Y are defined in the specification. Such compounds are MEK inhibitors and useful in the treatment of hyperproliferative diseases, such as cancer and inflammation, in mammals. Also disclosed are methods of using such compounds in the treatment of hyperproliferative disease in mammals and pharmaceutical compositions containing such compounds.

HETEROCYCLIC INHIBITORS OF MEK AND METHODS OF USE THEREOF**BACKGROUND OF THE INVENTION****1. Field of the Invention**

This invention relates to a series of novel heterocyclic compounds that are
5 useful in the treatment of hyperproliferative diseases, such as cancer and
inflammation, in mammals. This invention also relates to a method of using such
compounds in the treatment of hyperproliferative diseases in mammals, especially
humans, and to pharmaceutical compositions containing such compounds.

2. Description of the state of the art

10 Cell signaling through growth factor receptors and protein kinases is an
important regulator of cell growth, proliferation and differentiation. In normal cell
growth, growth factors, through receptor activation (i.e. PDGF or EGF and others),
activate MAP kinase pathways. One of the most important and most well understood
MAP kinase pathways involved in normal and uncontrolled cell growth is the Ras/Raf
15 kinase pathway. Active GTP-bound Ras results in the activation and indirect
phosphorylation of Raf kinase. Raf then phosphorylates MEK1 and 2 on two serine
residues (S218 and S222 for MEK1 and S222 and S226 for MEK2) (Ahn *et al.*,
Methods in Enzymology, **2001**, 332, 417-431). Activated MEK then phosphorylates
its only known substrates, the MAP kinases, ERK1 and 2. ERK phosphorylation by
20 MEK occurs on Y204 and T202 for ERK1 and Y185 and T183 for ERK2 (Ahn *et al.*,
Methods in Enzymology, **2001**, 332, 417-431). Phosphorylated ERK dimerizes and
then translocates to the nucleus where it accumulates (Khokhlatchev *et al.*, *Cell*, **1998**,
93, 605-615). In the nucleus, ERK is involved in several important cellular functions,
including but not limited to nuclear transport, signal transduction, DNA repair,
25 nucleosome assembly and translocation, and mRNA processing and translation (Ahn
et al., *Molecular Cell*, **2000**, 6, 1343-1354). Overall, treatment of cells with growth
factors leads to the activation of ERK1 and 2 which results in proliferation and, in
some cases, differentiation (Lewis *et al.*, *Adv. Cancer Res.*, **1998**, 74, 49-139).

In proliferative diseases, genetic mutations and/or overexpression of the
30 growth factor receptors, downstream signaling proteins, or protein kinases involved in
the ERK kinase pathway lead to uncontrolled cell proliferation and, eventually, tumor

formation. For example, some cancers contain mutations which result in the continuous activation of this pathway due to continuous production of growth factors. Other mutations can lead to defects in the deactivation of the activated GTP-bound Ras complex, again resulting in activation of the MAP kinase pathway. Mutated, 5 oncogenic forms of Ras are found in 50% of colon and >90% pancreatic cancers as well as many others types of cancers (Kohl *et al.*, *Science*, **1993**, 260, 1834-1837). Recently, bRaf mutations have been identified in more than 60% of malignant melanoma (Davies, H. *et al.*, *Nature*, **2002**, 417, 949-954). These mutations in bRaf result in a constitutively active MAP kinase cascade. Studies of primary tumor 10 samples and cell lines have also shown constitutive or overactivation of the MAP kinase pathway in cancers of pancreas, colon, lung, ovary and kidney (Hoshino, R. *et al.*, *Oncogene*, **1999**, 18, 813-822). Hence, there is a strong correlation between cancers and an overactive MAP kinase pathway resulting from genetic mutations.

As constitutive or overactivation of MAP kinase cascade plays a pivotal role 15 in cell proliferation and differentiation, inhibition of this pathway is believed to be beneficial in hyperproliferative diseases. MEK is a key player in this pathway as it is downstream of Ras and Raf. Additionally, it is an attractive therapeutic target because the only known substrates for MEK phosphorylation are the MAP kinases, ERK1 and 2. Inhibition of MEK has been shown to have potential therapeutic benefit 20 in several studies. For example, small molecule MEK inhibitors have been shown to inhibit human tumor growth in nude mouse xenografts, (Sebolt-Leopold *et al.*, *Nature-Medicine*, **1999**, 5 (7), 810-816; Trachet *et al.*, AACR April 6-10, 2002, Poster #5426; Tecle, H., IBC 2nd International Conference of Protein Kinases, September 9-10, 2002), block static allodynia in animals (WO 01/05390 published January 25, 2001) and inhibit growth of acute myeloid leukemia cells (Milella *et al.*, *J. Clin. Invest.*, **2001**, 108 (6), 851-859).

Small molecule inhibitors of MEK have been disclosed. At least thirteen patent applications have appeared in the last several years: US 5,525,625 filed January 24, 1995; WO 98/43960 published October 8, 1998; WO 99/01421 published January 30 14, 1999; WO 99/01426 published January 14, 1999; WO 00/41505 published July 20, 2000; WO 00/42002 published July 20, 2000; WO 00/42003 published July 20,

2000; WO 00/41994 published July 20, 2000; WO 00/42022 published July 20, 2000; WO 00/42029 published July 20, 2000; WO 00/68201 published November 16, 2000; WO 01/68619 published September 20, 2001; and WO 02/06213 published January 24, 2002.

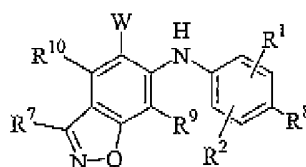
SUMMARY OF THE INVENTION

5 This invention provides for novel heterocyclic compounds, and pharmaceutically acceptable salts and prodrugs thereof that are useful in the treatment of hyperproliferative diseases. Specifically, one aspect of the present invention relates to compounds of Formula I that act as MEK inhibitors. Also provided is a method for treatment of cancer. Also provided are formulations containing compounds of Formula I and methods of using the compounds to
10 treat a patient in need thereof. In addition, there are described processes for preparing the inhibitory compounds of Formula I.

The invention, the subject of the present application, is directed to:

- a compound of the Formula (I)

15



I

and pharmaceutically accepted salts, prodrugs and solvates thereof, wherein:

20 R^1 , R^2 , R^7 , R^8 , R^9 , and R^{10} are independently hydrogen, halo, cyano, nitro, trifluoromethyl, difluoromethoxy, trifluoromethoxy, azido, $-OR^3$, $-C(O)R^3$, $-C(O)OR^3$, $NR^4C(O)OR^6$, $-OC(O)R^3$, $-NR^4SO_2R^6$, $-SO_2NR^3R^4$, $-NR^4C(O)R^3$, $-C(O)NR^3R^4$, $-NR^5C(O)NR^3R^4$, $-NR^5C(NCN)NR^3R^4$, $-NR^3R^4$, C_1 - C_{10} alkyl, C_2 - C_{10} alkenyl, C_2 - C_{10} alkynyl, C_3 - C_{10} cycloalkyl, C_3 - C_{10} cycloalkylalkyl, $-S(O)_j(C_1$ - C_6 alkyl), $-S(O)_j(CR^4R^5)_m$ -aryl, aryl, arylalkyl, heteroaryl, heteroarylalkyl, heterocyclyl, heterocyclylalkyl, $-O(CR^4R^5)_m$ -aryl, heteroarylalkyl, heterocyclyl, heterocyclylalkyl, $-O(CR^4R^5)_m$ -aryl, $-NR^4(CR^4R^5)_m$ -aryl, $-O(CR^4R^5)_m$ -heteroaryl, $-NR^4(CR^4R^5)_m$ -heteroaryl, $-O(CR^4R^5)_m$ -heterocyclyl or $-NR^4(CR^4R^5)_m$ -heterocyclyl, wherein any of said alkyl, alkenyl, alkynyl, cycloalkyl, aryl, arylalkyl, heteroaryl, heteroarylalkyl, heterocyclyl and heterocyclylalkyl portions are optionally substituted
25

2004270699 16 Sep 2011

with one or more groups independently selected from oxo, halo, cyano, nitro, trifluoromethyl, difluoromethoxy, trifluoromethoxy, azido, $-\text{NR}^4\text{SO}_2\text{R}^6$, $-\text{SO}_2\text{NR}^3\text{R}^4$,

$-\text{C}(\text{O})\text{R}^3$, $-\text{C}(\text{O})\text{OR}^3$, $-\text{OC}(\text{O})\text{R}^3$, $-\text{NR}^4\text{C}(\text{O})\text{OR}^6$, $-\text{NR}^4\text{C}(\text{O})\text{R}^3$, $-\text{C}(\text{O})\text{NR}^3\text{R}^4$, $-\text{NR}^3\text{R}^4$, $-\text{NR}^5\text{C}(\text{O})\text{NR}^3\text{R}^4$, $-\text{NR}^5\text{C}(\text{NCN})\text{NR}^3\text{R}^4$, $-\text{OR}^3$, aryl, heteroaryl, arylalkyl, heteroarylalkyl, heterocyclyl, and heterocyclalkyl;

R^3 is hydrogen, trifluoromethyl, C_1 - C_{10} alkyl, C_2 - C_{10} alkenyl, C_2 - C_{10} alkynyl, C_3 - C_{10} cycloalkyl, C_3 - C_{10} cycloalkylalkyl, aryl, arylalkyl, heteroaryl, heteroarylalkyl, heterocyclyl, heterocyclalkyl, phosphate or an amino acid residue, wherein any of said alkyl, alkenyl, alkynyl, cycloalkyl, aryl, arylalkyl, heteroaryl, heteroarylalkyl, heterocyclyl and heterocyclalkyl portions are optionally substituted with one or more groups independently selected from oxo, halo, cyano, nitro, trifluoromethyl, difluoromethoxy, trifluoromethoxy, azido, $-\text{NR}'\text{SO}_2\text{R}''$, $-\text{SO}_2\text{NR}'\text{R}''$, $-\text{C}(\text{O})\text{R}'$, $\text{C}(\text{O})\text{OR}'$, $-\text{OC}(\text{O})\text{R}'$, $-\text{NR}'\text{C}(\text{O})\text{OR}''$, $-\text{NR}'\text{C}(\text{O})\text{R}''$, $-\text{C}(\text{O})\text{NR}'\text{R}''$, $-\text{SR}'$, $-\text{S}(\text{O})\text{R}''$, $-\text{SO}_2\text{R}''$, $-\text{NR}'\text{R}''$, $-\text{NR}'\text{C}(\text{O})\text{NR}''\text{R}''$, $-\text{NR}'\text{C}(\text{NCN})\text{NR}''\text{R}''$, $-\text{OR}'$, aryl, heteroaryl, arylalkyl, heteroarylalkyl, heterocyclyl, and heterocyclalkyl,

or R^3 and R^4 together with the atom to which they are attached form a 4 to 10 membered carbocyclic, heteroaryl or heterocyclic ring, wherein any of said carbocyclic, heteroaryl or heterocyclic rings are optionally substituted with one or more groups independently selected from halo, cyano, nitro, trifluoromethyl, difluoromethoxy, trifluoromethoxy, azido, $-\text{NR}'\text{SO}_2\text{R}''$, $-\text{SO}_2\text{NR}'\text{R}''$, $-\text{C}(\text{O})\text{R}'$, $-\text{C}(\text{O})\text{OR}'$, $-\text{OC}(\text{O})\text{R}'$, $-\text{NR}'\text{C}(\text{O})\text{OR}''$, $-\text{NR}'\text{C}(\text{O})\text{R}''$, $-\text{C}(\text{O})\text{NR}'\text{R}''$, $-\text{SO}_2\text{R}''$, $-\text{NR}'\text{R}''$, $-\text{NR}'\text{C}(\text{O})\text{NR}''\text{R}''$, $-\text{NR}'\text{C}(\text{NCN})\text{NR}''\text{R}''$, $-\text{OR}'$, aryl, heteroaryl, arylalkyl, heteroarylalkyl, heterocyclyl, and heterocyclalkyl;

R' , R'' and R''' independently are hydrogen, lower alkyl, lower alkenyl, aryl and arylalkyl, and R'''' is lower alkyl, lower alkenyl, aryl and arylalkyl, or any two of R' , R'' , R''' or R'''' together with the atom to which they are attached form a 4 to 10 membered carbocyclic, heteroaryl or heterocyclic ring, wherein any of said alkyl, alkenyl, aryl, arylalkyl carbocyclic rings, heteroaryl rings or heterocyclic rings are optionally substituted with one or more groups

2004270699 16 Sep 2011

independently selected from halo, cyano, nitro, trifluoromethyl, difluoromethoxy, trifluoromethoxy, azido, aryl, heteroaryl, arylalkyl, heteroarylalkyl, heterocyclyl, and heterocyclalkyl;

R^4 and R^5 independently are hydrogen or C_1 - C_6 alkyl, or

R^4 and R^5 together with the atom to which they are attached form a 4 to 10 membered carbocyclic, heteroaryl or heterocyclic ring, wherein said alkyl or any of said carbocyclic, heteroaryl and heterocyclic rings are optionally substituted with one or more groups independently selected from halo, cyano, nitro, trifluoromethyl, difluoromethoxy, trifluoromethoxy, azido, $-NR'SO_2R''$, $-SO_2NR'R''$, $-C(O)R''$, $-C(O)OR'$, $-OC(O)R'$, $-NR'C(O)OR''$, $-NR'C(O)R''$, $-C(O)NR'R''$, $-SO_2R''$, $-NR'R''$, $-NR'C(O)NR''R''$, $-NR'C(NCN)NR''R''$, $-OR'$, aryl, heteroaryl, arylalkyl, heteroarylalkyl, heterocyclyl, and heterocyclalkyl;

R^6 is trifluoromethyl, C_1 - C_{10} alkyl, C_3 - C_{10} cycloalkyl, aryl, arylalkyl, heteroaryl, heteroarylalkyl, heterocyclyl, heterocyclalkyl, wherein any of said alkyl, cycloalkyl, aryl, arylalkyl, heteroaryl, heteroarylalkyl, heterocyclyl and heterocyclalkyl portions are optionally substituted with one or more groups independently selected from oxo, halo, cyano, nitro, trifluoromethyl, difluoromethoxy, trifluoromethoxy, azido, $-NR'SO_2R''$, $-SO_2NR'R''$, $-C(O)R'$, $-C(O)OR'$, $-OC(O)R'$, $-NR'C(O)OR''$, $-NR'C(O)R''$, $-C(O)NR'R''$, $-SO_2R''$, $-NR'R'$, $-NR'C(O)NR''R''$, $-NR'C(NCN)NR''R''$, $-OR'$, aryl, heteroaryl, arylalkyl, heteroarylalkyl, heterocyclyl, and heterocyclalkyl;

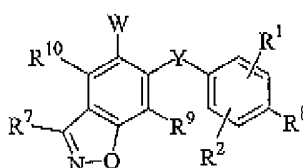
W is heteroaryl, heterocyclyl, $-C(O)OR^3$, $-C(O)NR^3R^4$, $-C(O)NR^4OR^3$, $-C(O)R^4OR^3$, $-C(O)(C_3-C_{10}$ cycloalkyl), $-C(O)(C_1-C_{10}$ alkyl), $-C(O)(aryl)$, $-C(O)(heteroaryl)$, $-C(O)(heterocyclyl)$, $-CONH(SO_2)CH_3$ or CR^3OR^3 , wherein any of said heteroaryl, heterocyclyl, $-C(O)OR^3$, $-C(O)NR^3R^4$, $-C(O)NR^4OR^3$, $-C(O)R^4OR^3$, $-C(O)(C_3-C_{10}$ cycloalkyl), $-C(O)(C_1-C_{10}$ alkyl), $-C(O)(aryl)$, $-C(O)(heteroaryl)_x$ [[and]] $-C(O)(heterocyclyl)$, $-CONH(SO_2)CH_3$ and CR^3OR^3 are optionally substituted with one or more groups independently selected from $-NR^3R^4$, $-OR^3$, $-R^2$, C_1 - C_{10} alkyl, C_2 - C_{10} alkenyl, and C_2 - C_{10} alkynyl, wherein any of said C_1 - C_{10} alkyl, C_2 - C_{10} alkenyl, and C_2 - C_{10} alkynyl are

optionally substituted with 1 or more groups independently selected from –
NR³R⁴ and –OR³;

m is 0, 1, 2, 3, 4 or 5; and

j is 0, 1 or 2,

a compound of the Formula (I)



I

and pharmaceutically accepted salts, prodrugs and solvates thereof, wherein:

R¹, R², R⁷, R⁸, R⁹, and R¹⁰ are independently hydrogen, halo, cyano, nitro, trifluoromethyl, difluoromethoxy, trifluoromethoxy, azido, –OR³, –C(O)R³, –C(O)OR³, NR⁴C(O)OR⁶, –OC(O)R³, –NR⁴SO₂R⁶, –SO₂NR³R⁴, –NR⁴C(O)R³, –C(O)NR³R⁴, –NR⁵C(O)NR³R⁴, –NR⁵C(NCN)NR³R⁴, –NR³R⁴, C₁–C₁₀ alkyl, C₂–C₁₀ alkenyl, C₂–C₁₀ alkynyl, C₃–C₁₀ cycloalkyl, C₃–C₁₀ cycloalkylalkyl, –S(O)_j(C₁–C₆ alkyl), –S(O)_j(CR⁴R⁵)_m-aryl, aryl, arylalkyl, heteroaryl, heteroarylalkyl, heterocyclyl, heterocyclalkyl, –O(CR⁴R⁵)_m-aryl, –NR⁴(CR⁴R⁵)_m-aryl, –O(CR⁴R⁵)_m-heteroaryl, –NR⁴(CR⁴R⁵)_m-heteroaryl, –O(CR⁴R⁵)_m-heterocyclyl or –NR⁴(CR⁴R⁵)_m-heterocyclyl, wherein any of said alkyl, alkenyl, alkynyl, cycloalkyl, aryl, arylalkyl, heteroaryl, heteroarylalkyl, heterocyclyl and heterocyclalkyl portions are optionally substituted with one or more groups independently selected from oxo, halo, cyano, nitro, trifluoromethyl, difluoromethoxy, trifluoromethoxy, azido, –NR⁴SO₂R⁶, –SO₂NR³R⁴, –C(O)R³, –C(O)OR³, –OC(O)R³, –NR⁴C(O)OR⁶, –NR⁴C(O)R³, –C(O)NR³R⁴, –NR³R⁴, –NR⁵C(O)NR³R⁴, –NR⁵C(NCN)NR³R⁴, –OR³, aryl, heteroaryl, arylalkyl, heteroarylalkyl, heterocyclyl, and heterocyclalkyl;

R³ is hydrogen, trifluoromethyl, C₁–C₁₀ alkyl, C₂–C₁₀ alkenyl, C₂–C₁₀ alkynyl, C₃–C₁₀ cycloalkyl, C₃–C₁₀ cycloalkylalkyl, aryl, arylalkyl, heteroaryl, heteroarylalkyl,

2004270699 16 Sep 2011

heterocyclyl, heterocyclylalkyl, phosphate or an amino acid residue, wherein any of said alkyl, alkenyl, alkynyl, cycloalkyl, aryl, arylalkyl, heteroaryl, heteroarylalkyl, heterocyclyl and heterocyclylalkyl portions are optionally substituted with one or more groups independently selected from oxo, halo, cyano, nitro, trifluoromethyl, difluoromethoxy, trifluoromethoxy, azido, -NR'SO₂R^{'''}, -SO₂NR'R^{''}, -C(O)R', C(O)OR', -OC(O)R', -NR'C(O)OR^{'''}, -NR'C(O)R^{''}, -C(O)NR'R^{''}, -SR', -S(O)R^{'''}, -SO₂R^{'''}, -NRR^{''}, -NR'C(O)NR^{''}R^{'''}, -NR'C(NCN)NR^{''}R^{'''}, -OR', aryl, heteroaryl, arylalkyl, heteroarylalkyl, heterocyclyl, and heterocyclylalkyl,

or R³ and R⁴ together with the atom to which they are attached form a 4 to 10 membered carbocyclic, heteroaryl or heterocyclic ring, wherein any of said carbocyclic, heteroaryl or heterocyclic rings are optionally substituted with one or more groups independently selected from halo, cyano, nitro, trifluoromethyl, difluoromethoxy, trifluoromethoxy, azido, -NR'SO₂R^{'''}, -SO₂NR'R^{''}, -C(O)R', -C(O)OR', -OC(O)R', -NR'C(O)OR^{'''}, -NR'C(O)R^{''}, -C(O)NR'R^{''}, -SO₂R^{'''}, -NRR^{''}, -NR'C(O)NR^{''}R^{'''}, -NR'C(NCN)NR^{''}R^{'''}, -OR', aryl, heteroaryl, arylalkyl, heteroarylalkyl, heterocyclyl, and heterocyclylalkyl;

R', R'' and R''' independently are hydrogen, lower alkyl, lower alkenyl, aryl and arylalkyl, and R^{'''} is lower alkyl, lower alkenyl, aryl and arylalkyl, or any two of R', R'', R''' or R^{'''} together with the atom to which they are attached form a 4 to 10 membered carbocyclic, heteroaryl or heterocyclic ring, wherein any of said alkyl, alkenyl, aryl, arylalkyl carbocyclic rings, heteroaryl rings or heterocyclic rings are optionally substituted with one or more groups independently selected from halo, cyano, nitro, trifluoromethyl, difluoromethoxy, trifluoromethoxy, azido, aryl, heteroaryl, arylalkyl, heteroarylalkyl, heterocyclyl, and heterocyclylalkyl;

R⁴ and R⁵ independently are hydrogen or C₁-C₆ alkyl, or

R⁴ and R⁵ together with the atom to which they are attached form a 4 to 10 membered carbocyclic, heteroaryl or heterocyclic ring, wherein said alkyl or any of said carbocyclic, heteroaryl and heterocyclic rings are optionally substituted with one or more groups independently selected from halo, cyano, nitro,

2004270699 16 Sep 2011

trifluoromethyl, difluoromethoxy, trifluoromethoxy, azido, $-NR'SO_2R''''$, $-SO_2NRR''$, $-C(O)R'''$, $-C(O)OR'$, $-OC(O)R'$, $-NR'C(O)OR'''$, $-NR'C(O)R''$, $-C(O)NRR''$, $-SO_2R'''$, $-NRR''$, $-NR'C(O)NR''R'''$, $-NR'C(NCN)NR''R'''$, $-OR'$, aryl, heteroaryl, arylalkyl, heteroarylalkyl, heterocyclyl, and heterocyclylalkyl;

5 R^6 is trifluoromethyl, C_1 - C_{10} alkyl, C_3 - C_{10} cycloalkyl, aryl, arylalkyl, heteroaryl, heteroarylalkyl, heterocyclyl, heterocyclylalkyl, wherein any of said alkyl, cycloalkyl, aryl, arylalkyl, heteroaryl, heteroarylalkyl, heterocyclyl and heterocyclylalkyl portions are optionally substituted with one or more groups independently selected from oxo, halo, cyano, nitro, trifluoromethyl, difluoromethoxy, trifluoromethoxy, azido, $-NR'SO_2R'''$, $-SO_2NRR''$, $-C(O)R'$, $-C(O)OR'$, $-OC(O)R'$, $-NR'C(O)OR'''$, $-NR'C(O)R''$, $-C(O)NRR''$, $-SO_2R'''$, $-NRR'$, $-NR'C(O)NR''R'''$, $-NR'C(NCN)NR''R'''$, $-OR'$, aryl, heteroaryl, arylalkyl, heteroarylalkyl, heterocyclyl, and heterocyclylalkyl;

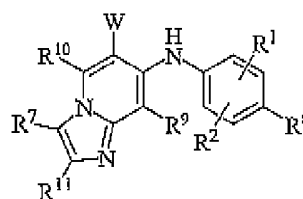
15 W is heteroaryl, heterocyclyl, $-C(O)OR^3$, $-C(O)NR^3R^4$, $-C(O)NR^4OR^3$, $-C(O)R^4OR^3$, $-C(O)(C_3$ - C_{10} cycloalkyl), $-C(O)(C_1$ - C_{10} alkyl), $-C(O)($ aryl), $-C(O)($ heteroaryl), $-C(O)($ heterocyclyl) or CR^3OR^3 , wherein any of said heteroaryl, heterocyclyl, $-C(O)OR^3$, $-C(O)NR^3R^4$, $-C(O)NR^4OR^3$, $-C(O)R^4OR^3$, $-C(O)(C_3$ - C_{10} cycloalkyl), $-C(O)(C_1$ - C_{10} alkyl), $-C(O)($ aryl), $-C(O)($ heteroaryl), $-C(O)($ heterocyclyl), and CR^3OR^3 are optionally substituted with one or more groups independently selected from $-NR^3R^4$, $-OR^3$, $-R^2$, C_1 - C_{10} alkyl, C_2 - C_{10} alkenyl, and C_2 - C_{10} alkynyl, wherein any of said C_1 - C_{10} alkyl, C_2 - C_{10} alkenyl, and C_2 - C_{10} alkynyl are optionally substituted with 1 or more groups independently selected from $-NR^3R^4$ and $-OR^3$;

m is 0, 1, 2, 3, 4 or 5;

25 j is 0, 1 or 2; and

Y is a linker,

• a compound of the Formula (II)



II

and pharmaceutically accepted salts, prodrugs and solvates thereof, wherein:

R^1 , R^2 , R^7 , R^8 , R^9 , R^{10} and R^{11} are independently selected from hydrogen, halo, cyano, nitro, trifluoromethyl, difluoromethoxy, trifluoromethoxy, azido, $-OR^3$, $-C(O)R^3$, $-C(O)OR^3$, $NR^4C(O)OR^6$, $-OC(O)R^3$, $-NR^4SO_2R^6$, $-SO_2NR^3R^4$, $-NR^4C(O)R^3$, $-C(O)NR^3R^4$, $-NR^5C(O)NR^3R^4$, $-NR^5C(NCN)NR^3R^4$, $-NR^3R^4$, C_1 - C_{10} alkyl, C_2 - C_{10} alkenyl, C_2 - C_{10} alkynyl, C_3 - C_{10} cycloalkyl, C_3 - C_{10} cycloalkylalkyl, $-S(O)_j(C_1$ - C_6 alkyl), $-S(O)_j(CR^4R^5)_m$ -aryl, aryl, arylalkyl, heteroaryl, heteroarylalkyl, heterocyclyl, heterocyclylalkyl, $-O(CR^4R^5)_m$ -aryl, $-NR^4(CR^4R^5)_m$ -aryl, $-O(CR^4R^5)_m$ -heteroaryl, $-NR^4(CR^4R^5)_m$ -heteroaryl, $-O(CR^4R^5)_m$ -heterocyclyl or $-NR^4(CR^4R^5)_m$ -heterocyclyl, where any of said alkyl, alkenyl, alkynyl, cycloalkyl, aryl, arylalkyl, heteroaryl, heteroarylalkyl, heterocyclyl and heterocyclylalkyl portions are optionally substituted with one or more groups independently selected from oxo, halo, cyano, nitro, trifluoromethyl, difluoromethoxy, trifluoromethoxy, azido, $-NR^4SO_2R^6$, $-SO_2NR^3R^4$, $-C(O)R^3$, $-C(O)OR^3$, $-OC(O)R^3$, $-NR^4C(O)OR^6$, $-NR^4C(O)R^3$, $-C(O)NR^3R^4$, $-NR^3R^4$, $-NR^5C(O)NR^3R^4$, $-NR^5C(NCN)NR^3R^4$, $-OR^3$, aryl, heteroaryl, arylalkyl, heteroarylalkyl, heterocyclyl, and heterocyclylalkyl;

or R^7 and R^{11} together with the atoms to which they are attached form a 4 to 10 membered saturated, unsaturated, or partially saturated carbocyclic or heterocyclic ring, wherein any of said saturated, unsaturated, partially saturated carbocyclic or heterocyclic rings are optionally substituted with one or more groups independently selected from halo, cyano, nitro, trifluoromethyl, difluoromethoxy, trifluoromethoxy, azido, $-NR^4SO_2R^6$, $-SO_2NR^3R^4$, $-C(O)R^3$, $-C(O)OR^3$, $-OC(O)R^3$, $-NR^4C(O)OR^6$, $-NR^4C(O)R^3$, $-C(O)NR^3R^4$, $-NR^3R^4$, $-NR^5C(O)NR^3R^4$, $-NR^5C(NCN)NR^3R^4$, $-OR^3$, aryl, heteroaryl, arylalkyl, heteroarylalkyl, heterocyclyl, and heterocyclylalkyl;

2004270699 16 Sep 2011

R^3 is selected from hydrogen, trifluoromethyl, C_1 - C_{10} alkyl, C_2 - C_{10} alkenyl, C_2 - C_{10} alkynyl, C_3 - C_{10} cycloalkyl, C_3 - C_{10} cycloalkylalkyl, aryl, arylalkyl, heteroaryl, heteroarylalkyl, heterocyclyl, heterocyclalkyl, phosphate and an amino acid residue, where any of said alkyl, alkenyl, alkynyl, cycloalkyl, cycloalkylalkyl, aryl, arylalkyl, heteroaryl, heteroarylalkyl, heterocyclyl and heterocyclalkyl portions are optionally substituted with one or more groups independently selected from oxo, halo, cyano, nitro, trifluoromethyl, difluoromethoxy, trifluoromethoxy, azido, $-NR'SO_2R''$, $-SO_2NRR''$, $-C(O)R'$, $-C(O)OR'$, $-OC(O)R'$, $-NR'C(O)OR''$, $-NR'C(O)R''$, $-C(O)NRR''$, $-SR'$, $-S(O)R'''$, $-SO_2R''$, $-NRR''$, $-NR'C(O)NR''R''$, $-NRC(NCN)NR''R''$, $-OR'$, aryl, heteroaryl, arylalkyl, heteroarylalkyl, heterocyclyl, and heterocyclalkyl,

or R^3 and R^4 together with the atom to which they are attached form a 4 to 10 membered saturated, unsaturated, or partially saturated heterocyclic ring, wherein any of said saturated, unsaturated, or partially saturated heterocyclic rings are optionally substituted with one or more groups independently selected from halo, cyano, nitro, trifluoromethyl, difluoromethoxy, trifluoromethoxy, azido, $-NR'SO_2R''$, $-SO_2NRR''$, $-C(O)R'$, $-C(O)OR'$, $-OC(O)R'$, $-NR'C(O)OR''$, $-NR'C(O)R''$, $-C(O)NRR''$, $-SO_2R''$, $-NRR''$, $-NR'C(O)NR''R''$, $-NRC(NCN)NR''R''$, $-OR'$, aryl, heteroaryl, arylalkyl, heteroarylalkyl, heterocyclyl, and heterocyclalkyl;

R' , R'' and R''' independently are selected from hydrogen, lower alkyl, lower alkenyl, aryl and arylalkyl;

R'''' is selected from lower alkyl, lower alkenyl, aryl and arylalkyl,

or any two of R' , R'' , R''' or R'''' together with the atom to which they are attached form a 4 to 10 membered saturated, unsaturated, or partially saturated heterocyclic ring, wherein any of said alkyl, alkenyl, aryl, arylalkyl saturated, unsaturated, or partially saturated heterocyclic rings are optionally substituted with one or more groups independently selected from halo, cyano, nitro, trifluoromethyl, difluoromethoxy, trifluoromethoxy, azido, aryl, heteroaryl, arylalkyl, heteroarylalkyl, heterocyclyl, and heterocyclalkyl;

R^4 and R^5 independently represent hydrogen or C_1 - C_6 alkyl;

2004270699 16 Sep 2011

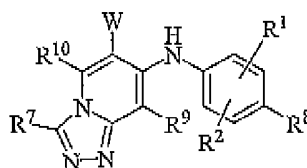
R^6 is trifluoromethyl, C_1 - C_{10} alkyl, C_3 - C_{10} cycloalkyl, aryl, arylalkyl, heteroaryl, heteroarylalkyl, heterocyclyl, or heterocyclylalkyl, wherein any of said alkyl, cycloalkyl, aryl, arylalkyl, heteroaryl, heteroarylalkyl, heterocyclyl or heterocyclylalkyl portions are optionally substituted with one or more groups independently selected from oxo, halo, cyano, nitro, trifluoromethyl, difluoromethoxy, trifluoromethoxy, azido, $-NR'SO_2R'''$, $-SO_2NR'R''$, $-C(O)R'$, $-C(O)OR'$, $-OC(O)R'$, $-NR'C(O)OR'''$, $-NR'C(O)R''$, $-C(O)NRR''$, $-SO_2R'''$, $-NRR'$, $-NR'C(O)NR''R'''$, $-NR'C(NCN)NR''R'''$, $-OR'$, aryl, heteroaryl, arylalkyl, heteroarylalkyl, heterocyclyl, and heterocyclylalkyl;

W is selected from heteroaryl, heterocyclyl, $-C(O)OR^3$, $-C(O)NR^3R^4$, $-C(O)NR^4OR^3$, $C(O)R^4OR^3$, $-C(O)(C_3-C_{10}$ cycloalkyl), $-C(O)(C_1-C_{10}$ alkyl), $-C(O)(aryl)$, $C(O)(heteroaryl)$, $-C(O)(heterocyclyl)$ and $-CR^3OR^3$, wherein any of said heteroaryl, heterocyclyl, $-C(O)OR^3$, $-C(O)NR^3R^4$, $-C(O)NR^4OR^3$, $-C(O)R^4OR^3$, $-C(O)(C_3-C_{10}$ cycloalkyl), $-C(O)(C_1-C_{10}$ alkyl), $-C(O)(aryl)$, $-C(O)(heteroaryl)$, $-C(O)(heterocyclyl)$ and $-CR^3OR^3$ are optionally substituted with one or more groups independently selected from $-NR^3R^4$, $-OR^3$, $-R^2$, C_1 - C_{10} alkyl, C_2 - C_{10} alkenyl, and C_2 - C_{10} alkynyl, wherein any of said alkyl, alkenyl, and alkynyl portions are optionally substituted with 1 or more groups independently selected from $-NR^3R^4$ and $-OR^3$;

m is 0, 1, 2, 3, 4 or 5; and

j is 0, 1 or 2,

• a compound of the Formula III



III

and pharmaceutically accepted salts, prodrugs and solvates thereof, wherein:

R^1 , R^2 , R^7 , R^8 , R^9 , and R^{10} are independently selected from hydrogen, halo, cyano, nitro, trifluoromethyl, difluoromethoxy, trifluoromethoxy, azido, $-OR^3$,

3h

2004270699 16 Sep 2011

$-C(O)R^3$, $-C(O)OR^3$, $NR^4C(O)OR^6$, $-OC(O)R^3$, $-NR^4SO_2R^6$, $-SO_2NR^3R^4$, $-NR^4C(O)R^3$, $-C(O)NR^3R^4$, $-NR^5C(O)NR^3R^4$, $-NR^5C(NCN)NR^3R^4$, $-NR^3R^4$, C_1-C_{10} alkyl, C_2-C_{10} alkenyl, C_2-C_{10} alkynyl, C_3-C_{10} cycloalkyl, C_3-C_{10} cycloalkylalkyl, $-S(O)_j(C_1-C_6$ alkyl), $-S(O)_j(CR^4R^5)_m$ -aryl, aryl, arylalkyl, heteroaryl, heteroarylalkyl, heterocyclyl, heterocyclylalkyl, $-O(CR^4R^5)_m$ -aryl, $-NR^4(CR^4R^5)_m$ -aryl, $-O(CR^4R^5)_m$ -heteroaryl, $-NR^4(CR^4R^5)_m$ -heteroaryl, $-O(CR^4R^5)_m$ -heterocyclyl or $-NR^4(CR^4R^5)_m$ -heterocyclyl, wherein any of said alkyl, alkenyl, alkynyl, cycloalkyl, aryl, arylalkyl, heteroaryl, heteroarylalkyl, heterocyclyl and heterocyclylalkyl portions are optionally substituted with one or more groups independently selected from oxo, halo, cyano, nitro, trifluoromethyl, difluoromethoxy, trifluoromethoxy, azido, $-NR^4SO_2R^6$, $-SO_2NR^3R^4$, $-C(O)R^3$, $-C(O)OR^3$, $-OC(O)R^3$, $-NR^4C(O)OR^6$, $-NR^4C(O)R^3$, $-C(O)NR^3R^4$, $-NR^3R^4$, $-NR^5C(O)NR^3R^4$, $-NR^5C(NCN)NR^3R^4$, $-OR^3$, aryl, heteroaryl, arylalkyl, heteroarylalkyl, heterocyclyl, and heterocyclylalkyl;

R^3 is hydrogen, trifluoromethyl, C_1-C_{10} alkyl, C_2-C_{10} alkenyl, C_2-C_{10} alkynyl, C_3-C_{10} cycloalkyl, C_3-C_{10} cycloalkylalkyl, aryl, arylalkyl, heteroaryl, heteroarylalkyl, heterocyclyl, heterocyclylalkyl, phosphate or an amino acid residue, wherein any of said alkyl, alkenyl, alkynyl, cycloalkyl, aryl, arylalkyl, heteroaryl, heteroarylalkyl, heterocyclyl and heterocyclylalkyl portions are optionally substituted with one or more groups independently selected from oxo, halo, cyano, nitro, trifluoromethyl, difluoromethoxy, trifluoromethoxy, azido, $-NR^1SO_2R^m$, $-SO_2NR^1R^m$, $-C(O)R^1$, $-C(O)OR^1$, $-OC(O)R^1$, $-NR^1C(O)OR^m$, $-NR^1C(O)R^m$, $-C(O)NR^1R^m$, $-SR^1$, $-S(O)R^m$, $-SO_2R^m$, $-NR^1R^m$, $-NR^1C(O)NR^mR^m$, $-NR^1C(NCN)NR^mR^m$, $-OR^1$, aryl, heteroaryl, arylalkyl, heteroarylalkyl, heterocyclyl, and heterocyclylalkyl,

or R^3 and R^4 together with the atom to which they are attached form a 4 to 10 membered saturated, unsaturated, or partially saturated heterocyclic ring, wherein any of said saturated, unsaturated, or partially saturated heterocyclic rings are optionally substituted with one or more groups independently selected from halo, cyano, nitro, trifluoromethyl, difluoromethoxy, trifluoromethoxy, azido, $-NR^1SO_2R^m$, $-SO_2NR^1R^m$, $-C(O)R^1$, $-C(O)OR^1$,

2004270699 16 Sep 2011

-OC(O)R', -NR'C(O)OR''', -NR'C(O)R'', -C(O)NRR'', -SO₂R''', -NRR'',
-NR'C(O)NR''R'', -NR'C(NCN)NR''R'', -OR', aryl, heteroaryl, arylalkyl,
heteroarylalkyl, heterocyclyl, and heterocyclylalkyl;

R', R'' and R''' independently are hydrogen, lower alkyl, lower alkenyl, aryl or
arylalkyl,

R'''' is lower alkyl, lower alkenyl, aryl or arylalkyl,

or any two of R', R'', R''' or R'''' together with the atom to which they are attached form
a 4 to 10 membered saturated, unsaturated, or partially saturated heterocyclic
ring, wherein any of said alkyl, alkenyl, aryl, arylalkyl saturated, unsaturated,
or partially saturated heterocyclic rings are optionally substituted with one or
more groups independently selected from halo, cyano, nitro, trifluoromethyl,
difluoromethoxy, trifluoromethoxy, azido, aryl, heteroaryl, arylalkyl,
heteroarylalkyl, heterocyclyl, and heterocyclylalkyl;

R⁴ and R⁵ independently are hydrogen or C₁-C₆ alkyl;

R⁶ is trifluoromethyl, C₁-C₁₀ alkyl, C₃-C₁₀ cycloalkyl, aryl, arylalkyl, heteroaryl,
heteroarylalkyl, heterocyclyl, or heterocyclylalkyl, wherein any of said alkyl,
cycloalkyl, aryl, arylalkyl, heteroaryl, heteroarylalkyl, heterocyclyl and
heterocyclylalkyl portions are optionally substituted with one or more groups
independently selected from oxo, halo, cyano, nitro, trifluoromethyl,
difluoromethoxy, trifluoromethoxy, azido, -NR'SO₂R''', -SO₂NRR'', -C(O)R',
-C(O)OR', -OC(O)R', -NR'C(O)OR''', -NR'C(O)R'', -C(O)NRR'', -SO₂R''', -
NRR'', -NR'C(O)NR''R'', -NR'C(NCN)NR''R'', -OR', aryl, heteroaryl, arylalkyl,
heteroarylalkyl, heterocyclyl, and heterocyclylalkyl;

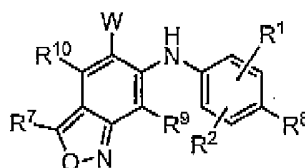
W is heteroaryl, heterocyclyl, -C(O)OR³, -C(O)NR³R⁴, -C(O)NR⁴OR³, -C(O)R⁴OR³,
-C(O)(C₃-C₁₀ cycloalkyl), -C(O)(C₁-C₁₀ alkyl), -C(O)(aryl), -C(O)(heteroaryl),
-C(O)(heterocyclyl), or CR³OR³, wherein any of said heteroaryl, heterocyclyl,
-C(O)OR³, -C(O)NR³R⁴, -C(O)NR⁴OR³, -C(O)R⁴OR³, -C(O)(C₃-C₁₀
cycloalkyl), -C(O)(C₁-C₁₀ alkyl), -C(O)(aryl), -C(O)(heteroaryl),
-C(O)(heterocyclyl), and CR³OR³ are optionally substituted with one or more
groups independently selected from -NR³R⁴, -OR³, -R², C₁-C₁₀ alkyl, C₂-C₁₀
alkenyl, and C₂-C₁₀ alkynyl, wherein any of said C₁-C₁₀ alkyl, C₂-C₁₀ alkenyl,

and C₂-C₁₀ alkynyl are optionally substituted with 1 or more groups independently selected from -NR³R⁴ and -OR³;

m is 0, 1, 2, 3, 4 or 5; and

j is 0, 1 or 2,

a compound of the Formula IV



IV

and pharmaceutically accepted salts, prodrugs and solvates thereof, wherein:

R¹, R², R⁷, R⁸, R⁹, and R¹⁰ are independently hydrogen, halo, cyano, nitro, trifluoromethyl, difluoromethoxy, trifluoromethoxy, azido, -OR³, -C(O)R³, -C(O)OR³, NR⁴C(O)OR⁶, -OC(O)R³, -NR⁴SO₂R⁶, -SO₂NR³R⁴, -NR⁴C(O)R³, -C(O)NR³R⁴, -NR⁵C(O)NR³R⁴, -NR⁵C(NCN)NR³R⁴, -NR³R⁴, C₁-C₁₀ alkyl, C₂-C₁₀ alkenyl, C₂-C₁₀ alkynyl, C₃-C₁₀ cycloalkyl, C₃-C₁₀ cycloalkylalkyl, -S(O)_j(C₁-C₆ alkyl), -S(O)_j(CR⁴R⁵)_m-aryl, aryl, arylalkyl, heteroaryl, heteroarylalkyl, heterocyclyl, heterocyclylalkyl, -O(CR⁴R⁵)_m-aryl, -NR⁴(CR⁴R⁵)_m-aryl, -O(CR⁴R⁵)_m-heteroaryl, -NR⁴(CR⁴R⁵)_m-heteroaryl, -O(CR⁴R⁵)_m-heterocyclyl or -NR⁴(CR⁴R⁵)_m-heterocyclyl, wherein any of said alkyl, alkenyl, alkynyl, cycloalkyl, aryl, arylalkyl, heteroaryl, heteroarylalkyl, heterocyclyl and heterocyclylalkyl portions are optionally substituted with one or more groups independently selected from oxo, halo, cyano, nitro, trifluoromethyl, difluoromethoxy, trifluoromethoxy, azido, -NR⁴SO₂R⁶, -SO₂NR³R⁴, -C(O)R³, -C(O)OR³, -OC(O)R³, -NR⁴C(O)OR⁶, -NR⁴C(O)R³, -C(O)NR³R⁴, -NR³R⁴, -NR⁵C(O)NR³R⁴, -NR⁵C(NCN)NR³R⁴, -OR³, aryl, heteroaryl, arylalkyl, heteroarylalkyl, heterocyclyl, and heterocyclylalkyl;

2004270699 16 Sep 2011

R^3 is hydrogen, trifluoromethyl, C_1 - C_{10} alkyl, C_2 - C_{10} alkenyl, C_2 - C_{10} alkynyl, C_3 - C_{10} cycloalkyl, C_3 - C_{10} cycloalkylalkyl, aryl, arylalkyl, heteroaryl, heteroarylalkyl, heterocyclyl, heterocyclylalkyl, phosphate or an amino acid residue, wherein any of said alkyl, alkenyl, alkynyl, cycloalkyl, aryl, arylalkyl, heteroaryl, heteroarylalkyl, heterocyclyl and heterocyclylalkyl portions are optionally substituted with one or more groups independently selected from oxo, halo, cyano, nitro, trifluoromethyl, difluoromethoxy, trifluoromethoxy, azido, - $NR'SO_2R''$, - SO_2NRR'' , - $C(O)R'$, - $C(O)OR'$, - $OC(O)R'$, - $NR'C(O)OR'''$, - $NR'C(O)R''$, - $C(O)NRR''$, - SR' , - $S(O)R'''$, - SO_2R''' , - $NR'R''$, - $NR'C(O)NR''R'''$, - $NR'C(NCN)NR''R'''$, - OR' , aryl, heteroaryl, arylalkyl, heteroarylalkyl, heterocyclyl, and heterocyclylalkyl,

or R^3 and R^4 together with the atom to which they are attached form a 4 to 10 membered saturated, unsaturated, or partially saturated heterocyclic ring, wherein any of said saturated, unsaturated, or partially saturated heterocyclic rings are optionally substituted with one or more groups independently selected from halo, cyano, nitro, trifluoromethyl, difluoromethoxy, trifluoromethoxy, azido, - $NR'SO_2R''$, - SO_2NRR'' , - $C(O)R'$, - $C(O)OR'$, - $OC(O)R'$, - $NR'C(O)OR'''$, - $NR'C(O)R''$, - $C(O)NRR''$, - SO_2R''' , - $NR'R''$, - $NR'C(O)NR''R'''$, - $NR'C(NCN)NR''R'''$, - OR' , aryl, heteroaryl, arylalkyl, heteroarylalkyl, heterocyclyl, and heterocyclylalkyl;

R' , R'' and R''' independently are hydrogen, lower alkyl, lower alkenyl, aryl and arylalkyl,

R'''' is lower alkyl, lower alkenyl, aryl and arylalkyl,

or any two of R' , R'' , R''' or R'''' together with the atom to which they are attached form a 4 to 10 membered saturated, unsaturated, or partially saturated heterocyclic ring, wherein any of said alkyl, alkenyl, aryl, arylalkyl saturated, unsaturated, or partially saturated heterocyclic rings are optionally substituted with one or more groups independently selected from halo, cyano, nitro, trifluoromethyl, difluoromethoxy, trifluoromethoxy, azido, aryl, heteroaryl, arylalkyl, heteroarylalkyl, heterocyclyl, and heterocyclylalkyl;

R^4 and R^5 independently are hydrogen or C_1 - C_6 alkyl;

2004270699 16 Sep 2011

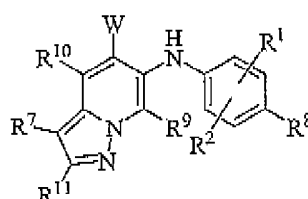
R^6 is trifluoromethyl, C_1 - C_{10} alkyl, C_3 - C_{10} cycloalkyl, aryl, arylalkyl, heteroaryl, heteroarylalkyl, heterocyclyl, or heterocyclylalkyl, wherein any of said alkyl, cycloalkyl, aryl, arylalkyl, heteroaryl, heteroarylalkyl, heterocyclyl and heterocyclylalkyl portions are optionally substituted with one or more groups independently selected from oxo, halo, cyano, nitro, trifluoromethyl, difluoromethoxy, trifluoromethoxy, azido, $-NR'SO_2R'''$, $-SO_2NRR''$, $-C(O)R'$, $-C(O)OR'$, $-OC(O)R'$, $-NR'C(O)OR'''$, $-NR'C(O)R''$, $-C(O)NRR''$, $-SO_2R'''$, $-NR'R'$, $-NR'C(O)NR''R'''$, $-NR'C(NCN)NR''R'''$, $-OR'$, aryl, heteroaryl, arylalkyl, heteroarylalkyl, heterocyclyl, and heterocyclylalkyl;

W is heteroaryl, heterocyclyl, $-C(O)OR^3$, $-C(O)NR^3R^4$, $-C(O)NR^4OR^3$, $-C(O)R^4OR^3$, $-C(O)(C_3-C_{10}$ cycloalkyl), $-C(O)(C_1-C_{10}$ alkyl), $-C(O)(\text{aryl})$, $-C(O)(\text{heteroaryl})$, $-C(O)(\text{heterocyclyl})$, or CR^3OR^3 , wherein any of said heteroaryl, heterocyclyl, $-C(O)OR^3$, $-C(O)NR^3R^4$, $-C(O)NR^4OR^3$, $-C(O)R^4OR^3$, $-C(O)(C_3-C_{10}$ cycloalkyl), $-C(O)(C_1-C_{10}$ alkyl), $-C(O)(\text{aryl})$, $-C(O)(\text{heteroaryl})$ and $-C(O)(\text{heterocyclyl})$, CR^3OR^3 are optionally substituted with one or more groups independently selected from $-NR^3R^4$, $-OR^3$, $-R^2$, C_1 - C_{10} alkyl, C_2 - C_{10} alkenyl, and C_2 - C_{10} alkynyl, wherein any of said C_1 - C_{10} alkyl, C_2 - C_{10} alkenyl, and C_2 - C_{10} alkynyl are optionally substituted with 1 or more groups independently selected from $-NR^3R^4$ and $-OR^3$;

m is 0, 1, 2, 3, 4 or 5; and

j is 0, 1 or 2, and

• a compound of the Formula V



V

and pharmaceutically accepted salts, prodrugs and solvates thereof, wherein:

3m

2004270699 16 Sep 2011

$R^1, R^2, R^7, R^8, R^9, R^{10}$ and R^{11} are independently selected from hydrogen, halo, cyano, nitro, trifluoromethyl, difluoromethoxy, trifluoromethoxy, azido, $-OR^3$, $-C(O)R^3$, $-C(O)OR^3$, $NR^4C(O)OR^6$, $-OC(O)R^3$, $-NR^4SO_2R^6$, $-SO_2NR^3R^4$, $-NR^4C(O)R^3$, $-C(O)NR^3R^4$, $-NR^5C(O)NR^3R^4$, $-NR^5C(NCN)NR^3R^4$, $-NR^3R^4$, C_1-C_{10} alkyl, C_2-C_{10} alkenyl, C_2-C_{10} alkynyl, C_3-C_{10} cycloalkyl, C_3-C_{10} cycloalkylalkyl, $-S(O)_j(C_1-C_6 \text{ alkyl})$, $-S(O)_j(CR^4R^5)_m\text{-aryl}$, aryl, arylalkyl, heteroaryl, heteroarylalkyl, heterocyclyl, heterocyclylalkyl, $-O(CR^4R^5)_m\text{-aryl}$, $-NR^4(CR^4R^5)_m\text{-aryl}$, $-O(CR^4R^5)_m\text{-heteroaryl}$, $-NR^4(CR^4R^5)_m\text{-heteroaryl}$, $-O(CR^4R^5)_m\text{-heterocyclyl}$ and $-NR^4(CR^4R^5)_m\text{-heterocyclyl}$, where any of said alkyl, alkenyl, alkynyl, cycloalkyl, aryl, arylalkyl, heteroaryl, heteroarylalkyl, heterocyclyl and heterocyclylalkyl portions are optionally substituted with one or more groups independently selected from oxo, halo, cyano, nitro, trifluoromethyl, difluoromethoxy, trifluoromethoxy, azido, $-NR^4SO_2R^6$, $-SO_2NR^3R^4$, $-C(O)R^3$, $-C(O)OR^3$, $-OC(O)R^3$, $-NR^4C(O)OR^6$, $-NR^4C(O)R^3$, $-C(O)NR^3R^4$, $-NR^3R^4$, $-NR^5C(O)NR^3R^4$, $-NR^5C(NCN)NR^3R^4$, $-OR^3$, aryl, heteroaryl, arylalkyl, heteroarylalkyl, heterocyclyl, and heterocyclylalkyl;

or R^7 and R^{11} together with the atoms to which they are attached form a 4 to 10 membered saturated, unsaturated, or partially saturated carbocyclic, or heterocyclic ring, wherein any of said saturated, unsaturated, or partially saturated carbocyclic, or heterocyclic rings are optionally substituted with one or more groups independently selected from halo, cyano, nitro, trifluoromethyl, difluoromethoxy, trifluoromethoxy, azido, $-NR^4SO_2R^6$, $-SO_2NR^3R^4$, $-C(O)R^3$, $-C(O)OR^3$, $-OC(O)R^3$, $-NR^4C(O)OR^6$, $-NR^4C(O)R^3$, $-C(O)NR^3R^4$, $-SO_2R^6$, $-NR^3R^4$, $-NR^5C(O)NR^3R^4$, $-NR^5C(NCN)NR^3R^4$, $-OR^3$, aryl, heteroaryl, arylalkyl, heteroarylalkyl, heterocyclyl, and heterocyclylalkyl;

R^3 is selected from hydrogen, trifluoromethyl, C_1-C_{10} alkyl, C_2-C_{10} alkenyl, C_2-C_{10} alkynyl, C_3-C_{10} cycloalkyl, C_3-C_{10} cycloalkylalkyl, aryl, arylalkyl, heteroaryl, heteroarylalkyl, heterocyclyl, heterocyclylalkyl, phosphate and an amino acid residue, where any of said alkyl, alkenyl, alkynyl, cycloalkyl, cycloalkylalkyl, aryl, arylalkyl, heteroaryl, heteroarylalkyl, heterocyclyl and heterocyclylalkyl portions are optionally substituted with one or more groups independently

2004270699 16 Sep 2011

- selected from oxo, halo, cyano, nitro, trifluoromethyl, difluoromethoxy, trifluoromethoxy, azido, $-NR'SO_2R''$, $-SO_2NR'R''$, $-C(O)R'$, $-C(O)OR'$, $-OC(O)R'$, $-NR'C(O)OR''$, $-NR'C(O)R''$, $-C(O)NR'R''$, $-SR'$, $-S(O)R''$, $-SO_2R''$, $-NR'R''$, $-NR'C(O)NR''R''$, $-NR'C(NCN)NR''R''$, $-OR'$, aryl, heteroaryl, arylalkyl, heteroarylalkyl, heterocyclyl, and heterocyclylalkyl;
- 5 or R^3 and R^4 together with the atom to which they are attached form a 4 to 10 membered saturated, unsaturated, or partially saturated heterocyclic ring, wherein any of said saturated, unsaturated, and partially saturated heterocyclic rings are optionally substituted with one or more groups independently selected from halo, cyano, nitro, trifluoromethyl, difluoromethoxy, trifluoromethoxy, azido, $-NR'SO_2R''$, $-SO_2NR'R''$, $-C(O)R'$, $-C(O)OR'$, $-OC(O)R'$, $-NR'C(O)OR''$, $-NR'C(O)R''$, $-C(O)NR'R''$, $-SO_2R''$, $-NR'R''$, $-NR'C(O)NR''R''$, $-NR'C(NCN)NR''R''$, $-OR'$, aryl, heteroaryl, arylalkyl, heteroarylalkyl, heterocyclyl, and heterocyclylalkyl;
- 10 R' , R'' and R''' independently are selected from hydrogen, lower alkyl, lower alkenyl, aryl and arylalkyl;
- R'''' is selected from lower alkyl, lower alkenyl, aryl and arylalkyl;
- or any two of R' , R'' , R''' or R'''' together with the atom to which they are attached form a 4 to 10 membered saturated, unsaturated, or partially saturated heterocyclic ring, wherein any of said alkyl, alkenyl, aryl, arylalkyl saturated, unsaturated, or partially saturated heterocyclic rings are optionally substituted with one or more groups independently selected from halo, cyano, nitro, trifluoromethyl, difluoromethoxy, trifluoromethoxy, azido, aryl, heteroaryl, arylalkyl, heteroarylalkyl, heterocyclyl, and heterocyclylalkyl;
- 20 R^4 and R^5 independently represent hydrogen or C_1 - C_6 alkyl;
- R^6 is trifluoromethyl, C_1 - C_{10} alkyl, C_3 - C_{10} cycloalkyl, aryl, arylalkyl, heteroaryl, heteroarylalkyl, heterocyclyl, or heterocyclylalkyl, wherein any of said alkyl, cycloalkyl, aryl, arylalkyl, heteroaryl, heteroarylalkyl, heterocyclyl and heterocyclylalkyl portions are optionally substituted with one or more groups independently selected from oxo, halo, cyano, nitro, trifluoromethyl, difluoromethoxy, trifluoromethoxy, azido, $-NR'SO_2R''$, $-SO_2NR'R''$, $-C(O)R'$,
- 30

2004270699 16 Sep 2011

-C(O)OR', -OC(O)R', -NR'C(O)OR'', -NR'C(O)R'', -C(O)NR'R'', -SO₂R'', -NR'R', -NR'C(O)NR''R'', -NR'C(NCN)NR''R'', -OR', aryl, heteroaryl, arylalkyl, heteroarylalkyl, heterocyclyl, and heterocyclylalkyl;

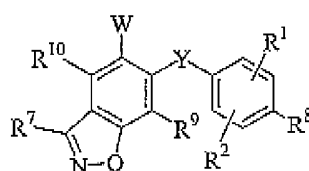
W is selected from heteroaryl, heterocyclyl, -C(O)OR³, -C(O)NR³R⁴, -C(O)NR⁴OR³, C(O)R⁴OR³, -C(O)(C₃-C₁₀ cycloalkyl), -C(O)(C₁-C₁₀ alkyl), -C(O)(aryl), C(O)(heteroaryl), -C(O)(heterocyclyl), -CONH(SO₂)CH₃ and -CR³OR³, wherein any of said heteroaryl, heterocyclyl, -C(O)OR³, -C(O)NR³R⁴, -C(O)NR⁴OR³, -C(O)R⁴OR³, -C(O)(C₃-C₁₀ cycloalkyl), -C(O)(C₁-C₁₀ alkyl), -C(O)(aryl), -C(O)(heteroaryl), -C(O)(heterocyclyl), -CONH(SO₂)CH₃ and -CR³OR³ are optionally substituted with one or more groups independently selected from

-NR³R⁴, -OR³, -R², C₁-C₁₀ alkyl, C₂-C₁₀ alkenyl, and C₂-C₁₀ alkynyl, wherein any of said alkyl, alkenyl, and alkynyl portions are optionally substituted with 1 or more groups independently selected from -NR³R⁴ and -OR³;

m is 0, 1, 2, 3, 4 or 5; and

j is 0, 1 or 2.

Accordingly, the present invention provides compounds of the Formula I:



I

and pharmaceutically accepted salts, prodrugs and solvates thereof, where:

R¹, R², R⁷, R⁸, R⁹, and R¹⁰ are independently hydrogen, halo, cyano, nitro,

trifluoromethyl, difluoromethoxy, trifluoromethoxy, azido, -OR³, -C(O)R³, -C(O)OR³,

NR⁴C(O)OR⁶, -OC(O)R³, -NR⁴SO₂R⁶, -SO₂NR³R⁴, -NR⁴C(O)R³, -C(O)NR³R⁴,

-NR⁵C(O)NR³R⁴, -NR⁵C(NCN)NR³R⁴, -NR³R⁴, C₁-C₁₀ alkyl, C₂-C₁₀ alkenyl, C₂-C₁₀ alkynyl,

C₃-C₁₀ cycloalkyl, C₃-C₁₀ cycloalkylalkyl, -S(O)_j(C₁-C₆ alkyl), -S(O)_j(CR⁴R⁵)_m-aryl, aryl,

arylalkyl, heteroaryl, heteroarylalkyl, heterocyclyl, heterocyclylalkyl, -O(CR⁴R⁵)_m-aryl,

-NR⁴(CR⁴R⁵)_m-aryl, -O(CR⁴R⁵)_m-heteroaryl,

3p

-NR⁴(CR⁴R⁵)_m-heteroaryl, -O(CR⁴R⁵)_m-heterocyclyl or -NR⁴(CR⁴R⁵)_m-heterocyclyl, wherein any of said alkyl, alkenyl, alkynyl, cycloalkyl, aryl, arylalkyl, heteroaryl, heteroarylalkyl, heterocyclyl and heterocyclylalkyl portions are optionally substituted with one or more groups independently selected from oxo, halo, cyano, nitro, 5 trifluoromethyl, difluoromethoxy, trifluoromethoxy, azido, -NR⁴SO₂R⁶, -SO₂NR³R⁴, -C(O)R³, -C(O)OR³, -OC(O)R³, -NR⁴C(O)OR⁶, -NR⁴C(O)R³, -C(O)NR³R⁴, -NR³R⁴, -NR⁵C(O)NR³R⁴, -NR⁵C(NCN)NR³R⁴, -OR³, aryl, heteroaryl, arylalkyl, heteroarylalkyl, heterocyclyl, and heterocyclylalkyl;

R³ is hydrogen, trifluoromethyl, C₁-C₁₀ alkyl, C₂-C₁₀ alkenyl, C₂-C₁₀ alkynyl, 10 C₃-C₁₀ cycloalkyl, C₃-C₁₀ cycloalkylalkyl, aryl, arylalkyl, heteroaryl, heteroarylalkyl, heterocyclyl, heterocyclylalkyl, phosphate, or an amino acid residue, wherein any of said alkyl, alkenyl, alkynyl, cycloalkyl, aryl, arylalkyl, heteroaryl, heteroarylalkyl, heterocyclyl and heterocyclylalkyl portions are optionally substituted with one or more groups independently selected from oxo, halo, cyano, nitro, trifluoromethyl, 15 difluoromethoxy, trifluoromethoxy, azido, -NR¹SO₂R^{'''}, -SO₂NR¹R^{''}, -C(O)R¹, C(O)OR¹, -OC(O)R¹, -NR¹C(O)OR^{'''}, -NR¹C(O)R^{''}, -C(O)NR¹R^{''}, -SR¹, -S(O)R^{'''}, -SO₂R^{'''}, -NR¹R^{''}, -NR¹C(O)NR^{''}R^{'''}, -NR¹C(NCN)NR^{''}R^{'''}, -OR¹, aryl, heteroaryl, arylalkyl, heteroarylalkyl, heterocyclyl, and heterocyclylalkyl,

or R³ and R⁴ together with the atom to which they are attached form a 4 to 10 20 membered carbocyclic, heteroaryl or heterocyclic ring, wherein any of said carbocyclic, heteroaryl or heterocyclic rings are optionally substituted with one or more groups independently selected from halo, cyano, nitro, trifluoromethyl, difluoromethoxy, trifluoromethoxy, azido, -NR¹SO₂R^{'''}, -SO₂NR¹R^{''}, -C(O)R¹, -C(O)OR¹, -OC(O)R¹, -NR¹C(O)OR^{'''}, -NR¹C(O)R^{''}, -C(O)NR¹R^{''}, -SO₂R^{'''}, -NR¹R^{''}, 25 -NR¹C(O)NR^{''}R^{'''}, -NR¹C(NCN)NR^{''}R^{'''}, -OR¹, aryl, heteroaryl, arylalkyl, heteroarylalkyl, heterocyclyl, and heterocyclylalkyl;

R¹, R^{''} and R^{'''} independently are hydrogen, lower alkyl, lower alkenyl, aryl and arylalkyl, and R^{'''} is lower alkyl, lower alkenyl, aryl or arylalkyl, or any two of R¹, R^{''}, R^{'''} or R^{'''} together with the atom to which they are attached form a 4 to 10 30 membered carbocyclic, heteroaryl or heterocyclic ring, wherein any of said alkyl, alkenyl, aryl, arylalkyl carbocyclic rings, heteroaryl rings or heterocyclic rings are

optionally substituted with one or more groups independently selected from halo, cyano, nitro, trifluoromethyl, difluoromethoxy, trifluoromethoxy, azido, aryl, heteroaryl, arylalkyl, heteroarylalkyl, heterocyclyl, and heterocyclalkyl;

R^4 and R^5 independently are hydrogen or C_1 - C_6 alkyl, or

5 R^4 and R^5 together with the atom to which they are attached form a 4 to 10 membered carbocyclic, heteroaryl or heterocyclic ring, wherein said alkyl or any of said carbocyclic, heteroaryl and heterocyclic rings are optionally substituted with one or more groups independently selected from halo, cyano, nitro, trifluoromethyl, difluoromethoxy, trifluoromethoxy, azido, $-NR'SO_2R''$, $-SO_2NR'R''$, $-C(O)R''$,
10 $-C(O)OR'$, $-OC(O)R'$, $-NR'C(O)OR''$, $-NR'C(O)R''$, $-C(O)NR'R''$, $-SO_2R''$, $-NR'R''$, $-NR'C(O)NR''R''$, $-NR'C(NCN)NR''R''$, $-OR'$, aryl, heteroaryl, arylalkyl, heteroarylalkyl, heterocyclyl, and heterocyclalkyl;

R^6 is trifluoromethyl, C_1 - C_{10} alkyl, C_3 - C_{10} cycloalkyl, aryl, arylalkyl, heteroaryl, heteroarylalkyl, heterocyclyl, or heterocyclalkyl, wherein any of said
15 alkyl, cycloalkyl, aryl, arylalkyl, heteroaryl, heteroarylalkyl, heterocyclyl and heterocyclalkyl portions are optionally substituted with one or more groups independently selected from oxo, halo, cyano, nitro, trifluoromethyl, difluoromethoxy, trifluoromethoxy, azido, $-NR'SO_2R''$, $-SO_2NR'R''$, $-C(O)R'$, $-C(O)OR'$, $-OC(O)R'$, $-NR'C(O)OR''$, $-NR'C(O)R''$, $-C(O)NR'R''$, $-SO_2R''$, $-NR'R''$,
20 $-NR'C(O)NR''R''$, $-NR'C(NCN)NR''R''$, $-OR'$, aryl, heteroaryl, arylalkyl, heteroarylalkyl, heterocyclyl, and heterocyclalkyl;

W is heteroaryl, heterocyclyl, $-C(O)OR^3$, $-C(O)NR^3R^4$, $-C(O)NR^4OR^3$, $-C(O)R^4OR^3$, $-C(O)(C_3-C_{10}$ cycloalkyl), $-C(O)(C_1-C_{10}$ alkyl), $-C(O)(aryl)$, $-C(O)(heteroaryl)$, $-C(O)(heterocyclyl)$, $-CONH(SO_2)CH_3$ or CR^3OR^3 , wherein any of
25 said heteroaryl, heterocyclyl, $-C(O)OR^3$, $-C(O)NR^3R^4$, $-C(O)NR^4OR^3$, $-C(O)R^4OR^3$, $-C(O)(C_3-C_{10}$ cycloalkyl), $-C(O)(C_1-C_{10}$ alkyl), $-C(O)(aryl)$, $-C(O)(heteroaryl)$, $-C(O)(heterocyclyl)$, $-CONH(SO_2)CH_3$ and CR^3OR^3 are optionally substituted with one or more groups independently selected from $-NR^3R^4$, $-OR^3$, $-R^2$, C_1 - C_{10} alkyl, C_2 - C_{10} alkenyl, and C_2 - C_{10} alkynyl, wherein any of said C_1 - C_{10} alkyl, C_2 - C_{10} alkenyl,
30 and C_2 - C_{10} alkynyl are optionally substituted with 1 or more groups independently

selected from $-NR^3R^4$ and $-OR^3$;

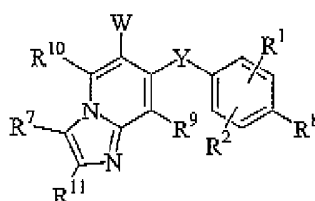
m is 0, 1, 2, 3, 4 or 5;

j is 0, 1 or 2; and

Y is NR^3 , O, S, $S(O)$, $S(O)_2$, $C(O)$, or CH_2 .

5 In another embodiment, this invention relates to compounds of the general Formula

II:

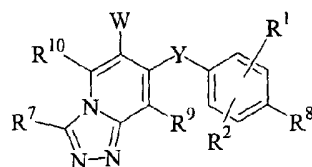


II

10 where R^1 , R^2 , R^3 , R^4 , R^5 , R^6 , R^7 , R^8 , R^9 , R^{10} , R^{11} , R' , R'' , R''' , R'''' , W, Y, m and j are as defined above, and

R^{11} is hydrogen, halo, cyano, nitro, trifluoromethyl, difluoromethoxy, trifluoromethoxy, azido, $-OR^3$, $-C(O)R^3$, $-C(O)OR^3$, $NR^4C(O)OR^6$, $-OC(O)R^3$, $-NR^4SO_2R^6$, $-SO_2NR^3R^4$, $-NR^4C(O)R^3$, $-C(O)NR^3R^4$, $-NR^5C(O)NR^3R^4$, $-NR^5C(NCN)NR^3R^4$, $-NR^3R^4$,
 15 C_1 - C_{10} alkyl, C_2 - C_{10} alkenyl, C_2 - C_{10} alkynyl, C_3 - C_{10} cycloalkyl, C_3 - C_{10} cycloalkylalkyl, $-S(O)_j(C_1$ - C_6 alkyl), $-S(O)_j(CR^4R^5)_m$ -aryl, aryl, arylalkyl, heteroaryl, heteroarylalkyl, heterocyclyl, heterocyclylalkyl, $-O(CR^4R^5)_m$ -aryl, $-NR^4(CR^4R^5)_m$ -aryl, $-O(CR^4R^5)_m$ -heteroaryl, $-NR^4(CR^4R^5)_m$ -heteroaryl, $-O(CR^4R^5)_m$ -heterocyclyl or $-NR^4(CR^4R^5)_m$ -heterocyclyl, wherein any of said alkyl, alkenyl, alkynyl, cycloalkyl, aryl, arylalkyl, heteroaryl, heteroarylalkyl, heterocyclyl and heterocyclylalkyl portions are
 20 optionally substituted with one or more groups independently selected from oxo, halo, cyano, nitro, trifluoromethyl, difluoromethoxy, trifluoromethoxy, azido, $-NR^4SO_2R^6$, $-SO_2NR^3R^4$, $-C(O)R^3$, $-C(O)OR^3$, $-OC(O)R^3$, $-NR^4C(O)OR^6$, $-NR^4C(O)R^3$, $-C(O)NR^3R^4$, $-NR^3R^4$, $-NR^5C(O)NR^3R^4$, $-NR^5C(NCN)NR^3R^4$, $-OR^3$, aryl, heteroaryl, arylalkyl, heteroarylalkyl, heterocyclyl, and heterocyclylalkyl.
 25

In another embodiment, this invention relates to compounds of the general Formula III:

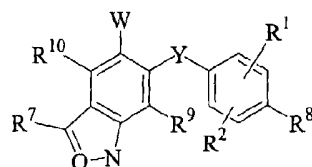


5

III

where $R^1, R^2, R^3, R^4, R^5, R^6, R^7, R^8, R^9, R^{10}, R', R'', R''', R''''$, W, Y, m and j are as defined above.

In another embodiment, this invention relates to compounds of the general Formula IV:



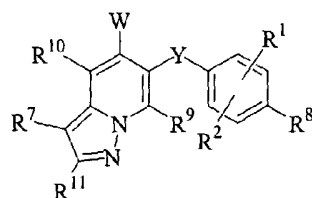
10

IV

where $R^1, R^2, R^3, R^4, R^5, R^6, R^7, R^8, R^9, R^{10}, R', R'', R''', R''''$, W, Y, m and j are as defined above.

15

In another embodiment, this invention relates to compounds of the general Formula V:



V

where $R^1, R^2, R^3, R^4, R^5, R^6, R^7, R^8, R^9, R^{10}, R^{11}, R', R'', R''', R''''$, W, Y, m and j are as defined above.

In a further aspect the present invention provides compositions that inhibit MEK comprising compounds of Formulas **I-V**.

5 The invention is also directed to pharmaceutically acceptable prodrugs, pharmaceutically active metabolites, and pharmaceutically acceptable salts of compounds of Formula **I-V**. Methods of making the compounds of Formula **I-V** are also described.

10 In a further aspect the present invention provides a method of using the compounds of this invention to treat diseases or medical conditions mediated by MEK. For example, this invention provides a method for treatment of a hyperproliferative disorder in a mammal comprising administering to said mammal one or more compounds of Formulas **I-V** or a pharmaceutically acceptable salt or prodrug thereof in an amount effective to treat said hyperproliferative disorder.

15 In a further aspect the present invention provides treating or preventing an MEK-mediated condition, comprising administering to a human or animal in need thereof a pharmaceutical composition comprising a compound of Formula **I-V** or a pharmaceutically-acceptable salt or in vivo cleavable prodrug thereof in an amount effective to treat or prevent said MEK-mediated condition.

20 The inventive compounds may further be used advantageously in combination with other known therapeutic agents.

25 The invention also relates to pharmaceutical compositions comprising an effective amount of an agent selected from compounds of Formulas **I-V** or a pharmaceutically acceptable prodrug, pharmaceutically active metabolite, or pharmaceutically acceptable salt thereof.

Additional advantages and novel features of this invention shall be set forth in part in the description that follows, and in part will become apparent to those skilled in the art upon examination of the following specification or may be learned by the practice of the invention. The advantages of the invention may be realized and

attained by means of the instrumentalities, combinations, compositions, and methods particularly pointed out in the appended claims.

BRIEF DESCRIPTION OF THE FIGURES

The accompanying drawings, which are incorporated herein and form a part of
5 the specification, illustrate non-limiting embodiments of the present invention, and together with the description, serve to explain the principles of the invention.

In the Figures:

Figure 1 shows a reaction scheme for the synthesis of compound 10a.

Figure 2 shows a reaction scheme for the synthesis of compound 12a.

10 Figure 3 shows a reaction scheme for the synthesis of compound 13a.

Figure 4 shows a reaction scheme for the synthesis of compound 12b.

Figure 5 shows a reaction scheme for the synthesis of compound 19.

Figure 6 shows a reaction scheme for the synthesis of compound 21.

Figure 7 shows a reaction scheme for the synthesis of compound 30.

15 Figure 8 shows a reaction scheme for the synthesis of compound 31.

Figure 9 shows a reaction scheme for the synthesis of compound 33a.

Figure 10 shows a reaction scheme for the synthesis of compounds 36-38.

Figure 11 shows a reaction scheme for the synthesis of compound 39.

20 Figure 12 shows a reaction scheme for the synthesis of compounds 44a and 44b.

Figure 13 shows a reaction scheme for the synthesis of compounds 47a and 47b.

Figure 14 shows a reaction scheme for the synthesis of compounds 53a, 53b and 54a.

25 Figure 15 shows a reaction scheme for the synthesis of compounds 57a and 57b.

Figure 16 shows a reaction scheme for the synthesis of compound 63.

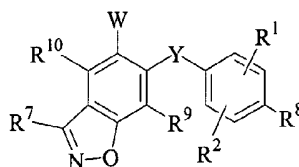
Figure 17 shows a reaction scheme for the synthesis of compounds 73a and 73b.

Figure 18 shows a reaction scheme for the synthesis of compound 74.

5 Figures 19A-19G illustrate specific compounds of the present invention.

DETAILED DESCRIPTION OF THE INVENTION

The inventive compounds of the Formulas **I-V** and the pharmaceutically acceptable salts and prodrugs thereof of this invention are useful in the treatment of hyperproliferative diseases. Specifically, one aspect the present invention relates to
 10 compounds of Formula **I-V** that act as MEK inhibitors. In general, one aspect of the invention relates to compounds having the general Formula **I**:



15

I

and pharmaceutically accepted salts, prodrugs and solvates thereof, where:

R^1 , R^2 , R^7 , R^8 , R^9 , and R^{10} are independently hydrogen, halo, cyano, nitro, trifluoromethyl, difluoromethoxy, trifluoromethoxy, azido, $-OR^3$, $-C(O)R^3$, $-C(O)OR^3$, $NR^4C(O)OR^6$, $-OC(O)R^3$, $-NR^4SO_2R^6$, $-SO_2NR^3R^4$, $-NR^4C(O)R^3$,
 20 $-C(O)NR^3R^4$, $-NR^5C(O)NR^3R^4$, $-NR^5C(NCN)NR^3R^4$, $-NR^3R^4$, C_1 - C_{10} alkyl, C_2 - C_{10} alkenyl, C_2 - C_{10} alkynyl, C_3 - C_{10} cycloalkyl, C_3 - C_{10} cycloalkylalkyl, $-S(O)_j(C_1$ - C_6 alkyl), $-S(O)_j(CR^4R^5)_m$ -aryl, aryl, arylalkyl, heteroaryl, heteroarylalkyl, heterocyclyl, heterocyclylalkyl, $-O(CR^4R^5)_m$ -aryl, $-NR^4(CR^4R^5)_m$ -aryl, $-O(CR^4R^5)_m$ -heteroaryl, $-NR^4(CR^4R^5)_m$ -heteroaryl, $-O(CR^4R^5)_m$ -heterocyclyl or $-NR^4(CR^4R^5)_m$ -heterocyclyl,
 25 wherein any of said alkyl, alkenyl, alkynyl, cycloalkyl, aryl, arylalkyl, heteroaryl, heteroarylalkyl, heterocyclyl and heterocyclylalkyl portions are optionally substituted

with one or more groups independently selected from oxo, halo, cyano, nitro, trifluoromethyl, difluoromethoxy, trifluoromethoxy, azido, $-NR^4SO_2R^6$, $-SO_2NR^3R^4$, $-C(O)R^3$, $-C(O)OR^3$, $-OC(O)R^3$, $-NR^4C(O)OR^6$, $-NR^4C(O)R^3$, $-C(O)NR^3R^4$, $-NR^3R^4$, $-NR^5C(O)NR^3R^4$, $-NR^5C(NCN)NR^3R^4$, $-OR^3$, aryl, heteroaryl, arylalkyl, heteroarylalkyl, heterocyclyl, and heterocyclalkyl;

R^3 is hydrogen, trifluoromethyl, C_1 - C_{10} alkyl, C_2 - C_{10} alkenyl, C_2 - C_{10} alkynyl, C_3 - C_{10} cycloalkyl, C_3 - C_{10} cycloalkylalkyl, aryl, arylalkyl, heteroaryl, heteroarylalkyl, heterocyclyl, heterocyclalkyl, phosphate, or an amino acid residue, wherein any of said alkyl, alkenyl, alkynyl, cycloalkyl, aryl, arylalkyl, heteroaryl, heteroarylalkyl, heterocyclyl and heterocyclalkyl portions are optionally substituted with one or more groups independently selected from oxo, halo, cyano, nitro, trifluoromethyl, difluoromethoxy, trifluoromethoxy, azido, $-NR'SO_2R''$, $-SO_2NR'R''$, $-C(O)R'$, $C(O)OR'$, $-OC(O)R'$, $-NR'C(O)OR''$, $-NR'C(O)R''$, $-C(O)NR'R''$, $-SR'$, $-S(O)R''$, $-SO_2R''$, $-NR'R''$, $-NR'C(O)NR''R''$, $-NR'C(NCN)NR''R''$, $-OR'$, aryl, heteroaryl, arylalkyl, heteroarylalkyl, heterocyclyl, and heterocyclalkyl,

or R^3 and R^4 together with the atom to which they are attached form a 4 to 10 membered carbocyclic, heteroaryl or heterocyclic ring, wherein any of said carbocyclic, heteroaryl or heterocyclic rings are optionally substituted with one or more groups independently selected from halo, cyano, nitro, trifluoromethyl, difluoromethoxy, trifluoromethoxy, azido, $-NR'SO_2R''$, $-SO_2NR'R''$, $-C(O)R'$, $-C(O)OR'$, $-OC(O)R'$, $-NR'C(O)OR''$, $-NR'C(O)R''$, $-C(O)NR'R''$, $-SO_2R''$, $-NR'R''$, $-NR'C(O)NR''R''$, $-NR'C(NCN)NR''R''$, $-OR'$, aryl, heteroaryl, arylalkyl, heteroarylalkyl, heterocyclyl, and heterocyclalkyl;

R' , R'' and R''' independently are hydrogen, lower alkyl, lower alkenyl, aryl or arylalkyl, and R'''' is lower alkyl, lower alkenyl, aryl or arylalkyl, or any two of R' , R'' , R''' or R'''' together with the atom to which they are attached form a 4 to 10 membered carbocyclic, heteroaryl or heterocyclic ring, wherein any of said alkyl, alkenyl, aryl, arylalkyl carbocyclic rings, heteroaryl rings or heterocyclic rings are optionally substituted with one or more groups independently selected from halo, cyano, nitro, trifluoromethyl, difluoromethoxy, trifluoromethoxy, azido, aryl, heteroaryl, arylalkyl, heteroarylalkyl, heterocyclyl, and heterocyclalkyl;

R^4 and R^5 independently are hydrogen or C_1 - C_6 alkyl, or

R^4 and R^5 together with the atom to which they are attached form a 4 to 10 membered carbocyclic, heteroaryl or heterocyclic ring, wherein said alkyl or any of said carbocyclic, heteroaryl and heterocyclic rings are optionally substituted with one or more groups independently selected from halo, cyano, nitro, trifluoromethyl, difluoromethoxy, trifluoromethoxy, azido, $-NR'SO_2R''$, $-SO_2NRR''$, $-C(O)R'''$, $-C(O)OR'$, $-OC(O)R'$, $-NR'C(O)OR'''$, $-NR'C(O)R''$, $-C(O)NRR''$, $-SO_2R'''$, $-NRR''$, $-NR'C(O)NR''R'''$, $-NR'C(NCN)NR''R'''$, $-OR'$, aryl, heteroaryl, arylalkyl, heteroarylalkyl, heterocyclyl, and heterocyclalkyl;

R^6 is trifluoromethyl, C_1 - C_{10} alkyl, C_3 - C_{10} cycloalkyl, aryl, arylalkyl, heteroaryl, heteroarylalkyl, heterocyclyl, or heterocyclalkyl, wherein any of said alkyl, cycloalkyl, aryl, arylalkyl, heteroaryl, heteroarylalkyl, heterocyclyl and heterocyclalkyl portions are optionally substituted with one or more groups independently selected from oxo, halo, cyano, nitro, trifluoromethyl, difluoromethoxy, trifluoromethoxy, azido, $-NR'SO_2R'''$, $-SO_2NRR''$, $-C(O)R'$, $-C(O)OR'$, $-OC(O)R'$, $-NR'C(O)OR'''$, $-NR'C(O)R''$, $-C(O)NRR''$, $-SO_2R'''$, $-NRR''$, $-NR'C(O)NR''R'''$, $-NR'C(NCN)NR''R'''$, $-OR'$, aryl, heteroaryl, arylalkyl, heteroarylalkyl, heterocyclyl, and heterocyclalkyl;

W is heteroaryl, heterocyclyl, $-C(O)OR^3$, $-C(O)NR^3R^4$, $-C(O)NR^4OR^3$, $-C(O)R^4OR^3$, $-C(O)(C_3-C_{10}$ cycloalkyl), $-C(O)(C_1-C_{10}$ alkyl), $-C(O)(aryl)$, $-C(O)(heteroaryl)$, $-C(O)(heterocyclyl)$, $-CONH(SO_2)CH_3$ or CR^3OR^3 , wherein any of said heteroaryl, heterocyclyl, $-C(O)OR^3$, $-C(O)NR^3R^4$, $-C(O)NR^4OR^3$, $-C(O)R^4OR^3$, $-C(O)(C_3-C_{10}$ cycloalkyl), $-C(O)(C_1-C_{10}$ alkyl), $-C(O)(aryl)$, $-C(O)(heteroaryl)$, $-C(O)(heterocyclyl)$, $-CONH(SO_2)CH_3$ and CR^3OR^3 are optionally substituted with one or more groups independently selected from $-NR^3R^4$, $-OR^3$, $-R^2$, C_1 - C_{10} alkyl, C_2 - C_{10} alkenyl, and C_2 - C_{10} alkynyl, wherein any of said C_1 - C_{10} alkyl, C_2 - C_{10} alkenyl, and C_2 - C_{10} alkynyl are optionally substituted with 1 or more groups independently selected from $-NR^3R^4$ and $-OR^3$;

m is 0, 1, 2, 3, 4 or 5;

j is 0, 1 or 2; and

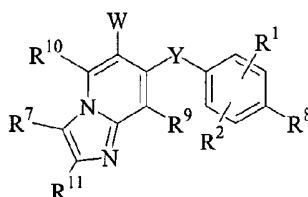
Y is a linker.

Preferred embodiments of Formula I have a structure wherein: (a) R^1 is 2-Cl; (b) R^7 is Me, NH_2 or H; (c) R^8 is Br or Cl; (d) R^9 is F; (e) W is $-C(O)OH$, $-C(O)NHOCH_2-(cyclopropyl)$, $-C(O)NHO(CH_2)_2OH$, or $-CONH(SO_2)CH_3$; or (f) or combinations of the above.

A "linker" is a molecular entity that connects two or more molecular entities through covalent or non-covalent interactions. Examples of linkers include, but are not limited to, NR^3 , O, S, $S(O)$, $S(O)_2$, $C(O)$, and CH_2 , where R^3 is as defined above.

Figures 1-6 show non-limiting examples of the synthesis of compounds of this invention having the general Formula I.

In addition to compounds of the general Formula I, this invention further includes compounds of the general Formula II:



II

where $R^1, R^2, R^3, R^4, R^5, R^6, R^7, R^8, R^9, R^{10}, R^{11}, R', R'', R''', R'''', W, Y, m$ and j are as defined above, and

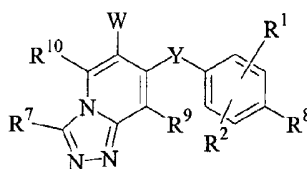
R^{11} is hydrogen, halo, cyano, nitro, trifluoromethyl, difluoromethoxy, trifluoromethoxy, azido, $-OR^3$, $-C(O)R^3$, $-C(O)OR^3$, $NR^4C(O)OR^6$, $-OC(O)R^3$, $-NR^4SO_2R^6$, $-SO_2NR^3R^4$, $-NR^4C(O)R^3$, $-C(O)NR^3R^4$, $-NR^5C(O)NR^3R^4$, $-NR^5C(NCN)NR^3R^4$, $-NR^3R^4$, C_1-C_{10} alkyl, C_2-C_{10} alkenyl, C_2-C_{10} alkynyl, C_3-C_{10} cycloalkyl, C_3-C_{10} cycloalkylalkyl, $-S(O)_j(C_1-C_6 \text{ alkyl})$, $-S(O)_j(CR^4R^5)_m\text{-aryl}$, aryl, arylalkyl, heteroaryl, heteroarylalkyl, heterocyclyl, heterocyclalkyl, $-O(CR^4R^5)_m\text{-aryl}$, $-NR^4(CR^4R^5)_m\text{-aryl}$, $-O(CR^4R^5)_m\text{-heteroaryl}$, $-NR^4(CR^4R^5)_m\text{-heteroaryl}$, $-O(CR^4R^5)_m\text{-heterocyclyl}$ or $-NR^4(CR^4R^5)_m\text{-heterocyclyl}$, wherein any of said alkyl, alkenyl, alkynyl, cycloalkyl, aryl, arylalkyl, heteroaryl, heteroarylalkyl, heterocyclyl

and heterocyclalkyl portions are optionally substituted with one or more groups independently selected from oxo, halo, cyano, nitro, trifluoromethyl, difluoromethoxy, trifluoromethoxy, azido, $-\text{NR}^4\text{SO}_2\text{R}^6$, $-\text{SO}_2\text{NR}^3\text{R}^4$, $-\text{C}(\text{O})\text{R}^3$, $-\text{C}(\text{O})\text{OR}^3$, $-\text{OC}(\text{O})\text{R}^3$, $-\text{NR}^4\text{C}(\text{O})\text{OR}^6$, $-\text{NR}^4\text{C}(\text{O})\text{R}^3$, $-\text{C}(\text{O})\text{NR}^3\text{R}^4$, $-\text{NR}^3\text{R}^4$, $-\text{NR}^5\text{C}(\text{O})\text{NR}^3\text{R}^4$, $-\text{NR}^5\text{C}(\text{NCN})\text{NR}^3\text{R}^4$, $-\text{OR}^3$, aryl, heteroaryl, arylalkyl, heteroarylalkyl, heterocyclalkyl, and heterocyclalkyl.

Preferred embodiments of Formula II have a structure wherein: (a) R^1 is Cl; (b) R^7 is H, 1-(4-methylpiperazinyl), morpholinyl, $-\text{NMe}_2$, or $-\text{CH}_2(\text{piperidinyl})$; (c) R^8 is Cl or Br; (d) R^9 is Cl or H; (e) W is $-\text{COOH}$, $-\text{C}(\text{O})\text{NHOCH}_2(\text{cyclopropyl})$ or $-\text{C}(\text{O})\text{NHO}(\text{CH}_2)_2\text{OH}$; or (f) or combinations of the above.

Figures 7-13 show non-limiting examples of the synthesis of compounds of this invention having the general Formula II. Figure 18 shows the synthesis of a phosphate prodrug of a compound having the general Formula II.

In another embodiment, this invention relates to compounds of the general Formula III:



III

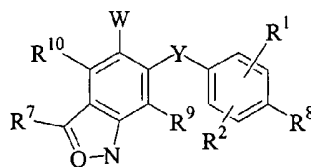
where R^1 , R^2 , R^3 , R^4 , R^5 , R^6 , R^7 , R^8 , R^9 , R^{10} , R^1 , R'' , R''' , R'''' , W, Y, m and j are as defined above.

Preferred embodiments of Formula III have a structure wherein: (a) R^1 is Cl; (b) R^7 is methyl or benzyl; (c) R^8 is Br; (d) R^9 is Cl; (e) W is $-\text{C}(\text{O})\text{NHOCH}_2(\text{cyclopropyl})$ or $-\text{C}(\text{O})\text{NHO}(\text{CH}_2)_2\text{OH}$; or (f) or combinations of the above.

Figure 14 shows a non-limiting example of the synthesis of compounds of this invention having the general Formula III.

In another embodiment, this invention relates to compounds of the general

Formula IV:



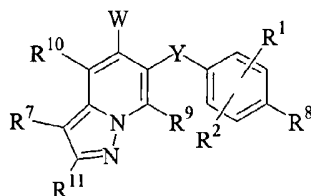
IV

5 where $R^1, R^2, R^3, R^4, R^5, R^6, R^7, R^8, R^9, R^{10}, R', R'', R''', R''''$, W, Y, m and j are as defined above.

Preferred embodiments of Formula IV have a structure wherein: (a) R^1 is 2-Cl; (b) R^7 is methyl; (c) R^9 is F; (d) W is $-\text{COOH}$ or $-\text{C(O)NHO}(\text{CH}_2)_2\text{OH}$; or (e) or combinations of the above.

10 Figure 15 shows a non-limiting example of the synthesis of compounds of this invention having the general Formula IV.

In another embodiment, this invention relates to compounds of the general Formula V:



15

V

where $R^1, R^2, R^3, R^4, R^5, R^6, R^7, R^8, R^9, R^{10}, R^{11}, R', R'', R''', R''''$, W, Y, m and j are as defined above. Figures 16-17 show non-limiting examples of the synthesis of compounds of this invention having the general Formula V.

20 Preferred embodiments of Formula V have a structure wherein: (a) R^1 is 2-Cl, 2-H, or 2-F; (b) R^8 is Cl or Br; (c) R^9 is H, F or Cl; (d) W is $-\text{C(O)OH}$, $-\text{C(O)NHOCH}_2\text{-(cyclopropyl)}$, $-\text{C(O)NHO}(\text{CH}_2)_2\text{OH}$, or $-\text{CONH}(\text{SO}_2)\text{CH}_3$, or (e) or

combinations of the above.

The terms "C₁-C₁₀ alkyl", "alkyl" and "lower alkyl" as used herein refer to a saturated linear or branched-chain monovalent hydrocarbon radical having one to ten carbon atoms, wherein the alkyl radical may be optionally substituted independently
5 with one or more substituents described below. Examples of alkyl groups include, but are not limited to, methyl, ethyl, n-propyl, isopropyl, butyl, isobutyl, sec-butyl, tert-butyl, pentyl, isopentyl, neopentyl, tert-pentyl, hexyl, 2-hexyl, 3-hexyl, 3-methylpentyl, heptyl, octyl, and the like.

The terms "C₂-C₁₀ alkenyl", "lower alkenyl" and "alkenyl" refer to linear or
10 branched-chain monovalent hydrocarbon radical having two to 10 carbon atoms and at least one double bond, and include, but is not limited to, ethenyl, propenyl, 1-but-3-enyl, 1-pent-3-enyl, 1-hex-5-enyl and the like, wherein the alkenyl radical may be optionally substituted independently with one or more substituents described herein, and includes radicals having "cis" and "trans" orientations, or alternatively, "E" and
15 "Z" orientations.

The terms "C₂-C₁₀ alkynyl", "lower alkynyl" and "alkynyl" refer to a linear or branched monovalent hydrocarbon radical of two to twelve carbon atoms containing at least one triple bond. Examples include, but are not limited to, ethynyl, propynyl, butynyl, pentyn-2-yl and the like, wherein the alkynyl radical may be optionally
20 substituted independently with one or more substituents described herein.

The term "allyl" refers to a radical having the formula RC=CHCHR, wherein R is alkyl, alkenyl, alkynyl, cycloalkyl, heterocycloalkyl, aryl, heteroaryl, or any substituent as defined herein, wherein the allyl may be optionally substituted independently with one or more substituents described herein.

25 The terms "carbocycle," "carbocyclyl," "cycloalkyl" or "C₃-C₁₀ cycloalkyl" refer to saturated or partially unsaturated cyclic hydrocarbon radical having from three to ten carbon atoms. The term "cycloalkyl" includes monocyclic and polycyclic (e.g., bicyclic and tricyclic) cycloalkyl structures, wherein the polycyclic structures optionally include a saturated or partially unsaturated cycloalkyl fused to a saturated
30 or partially unsaturated cycloalkyl or heterocycloalkyl ring or an aryl or heteroaryl

ring. Examples of cycloalkyl groups include, but are not limited to, cyclopropyl, cyclobutyl, cyclopentyl, cyclohexyl, cycloheptyl, and the like. The cycloalkyl may be optionally substituted independently in one or more substitutable positions with various groups. For example, such cycloalkyl groups may be optionally substituted
5 with, for example, C₁-C₆ alkyl, C₁-C₆ alkoxy, halo, hydroxy, cyano, nitro, amino, mono(C₁-C₆)alkylamino, di(C₁-C₆)alkylamino, C₂-C₆alkenyl, C₂-C₆alkynyl, C₁-C₆ haloalkyl, C₁-C₆ haloalkoxy, amino(C₁-C₆)alkyl, mono(C₁-C₆)alkylamino(C₁-C₆)alkyl or di(C₁-C₆)alkylamino(C₁-C₆)alkyl.

The term "heteroalkyl" refers to saturated linear or branched-chain monovalent
10 hydrocarbon radical of one to twelve carbon atoms, wherein at least one of the carbon atoms is replaced with a heteroatom selected from N, O, or S, and wherein the radical may be a carbon radical or heteroatom radical (i.e., the heteroatom may appear in the middle or at the end of the radical). The heteroalkyl radical may be optionally substituted independently with one or more substituents described herein. The term
15 "heteroalkyl" encompasses alkoxy and heteroalkoxy radicals.

The terms "heterocycloalkyl," "heterocycle" or "heterocyclyl" refer to a saturated or partially unsaturated carbocyclic radical of 3 to 8 ring atoms in which at least one ring atom is a heteroatom selected from nitrogen, oxygen and sulfur, the remaining ring atoms being C, where one or more ring atoms may be optionally
20 substituted independently with one or more substituent described below. The radical may be a carbon radical or heteroatom radical. The term further includes fused ring systems which include a heterocycle fused to an aromatic group. "Heterocycloalkyl" also includes radicals where heterocycle radicals are fused with aromatic or heteroaromatic rings. Examples of heterocycloalkyl rings include, but are not limited
25 to, pyrrolidinyl, tetrahydrofuranyl, dihydrofuranyl, tetrahydrothienyl, tetrahydropyranyl, dihydropyranyl, tetrahydrothiopyranyl, piperidino, morpholino, thiomorpholino, thioxanyl, piperaziny, homopiperaziny, azetidiny, oxetanyl, thietanyl, homopiperidinyl, oxepanyl, thiepanyl, oxazepiny, diazepiny, thiazepiny, 1,2,3,6-tetrahydropyridiny, 2-pyrroliny, 3-pyrroliny, indoliny, 2H-pyranyl, 4H-pyranyl, dioxanyl, 1,3-dioxolanyl, pyrazoliny, dithianyl, dithiolanyl, dihydropyranyl,
30 dihydrothienyl, dihydrofuranyl, pyrazolidinylimidazolinyl, imidazolidinyl, 3-

azabicyclo[3.1.0]hexanyl, 3-azabicyclo[4.1.0]heptanyl, azabicyclo[2.2.2]hexanyl, 3H-indolyl and quinoliziny. Spiro moieties are also included within the scope of this definition. The foregoing groups, as derived from the groups listed above, may be C-attached or N-attached where such is possible. For instance, a group derived from pyrrole may be pyrrol-1-yl (N-attached) or pyrrol-3-yl (C-attached). Further, a group derived from imidazole may be imidazol-1-yl (N-attached) or imidazol-3-yl (C-attached). An example of a heterocyclic group wherein 2 ring carbon atoms are substituted with oxo (=O) moieties is 1,1-dioxo-thiomorpholinyl. The heterocycle groups herein are unsubstituted or, as specified, substituted in one or more substitutable positions with various groups. For example, such heterocycle groups may be optionally substituted with, for example, C₁-C₆ alkyl, C₁-C₆ alkoxy, halo, hydroxy, cyano, nitro, amino, mono(C₁-C₆)alkylamino, di(C₁-C₆)alkylamino, C₂-C₆alkenyl, C₂-C₆alkynyl, C₁-C₆ haloalkyl, C₁-C₆ haloalkoxy, amino(C₁-C₆)alkyl, mono(C₁-C₆)alkylamino(C₁-C₆)alkyl or di(C₁-C₆)alkylamino(C₁-C₆)alkyl.

The term "aryl" refers to a monovalent aromatic carbocyclic radical having a single ring (e.g., phenyl), multiple rings (e.g., biphenyl), or multiple condensed rings in which at least one is aromatic, (e.g., 1,2,3,4-tetrahydronaphthyl, naphthyl), which is optionally mono-, di-, or trisubstituted with, e.g., halo, lower alkyl, lower alkoxy, trifluoromethyl, aryl, heteroaryl, and hydroxy.

The term "heteroaryl" refers to a monovalent aromatic radical of 5-, 6-, or 7-membered rings which includes fused ring systems (at least one of which is aromatic) of 5-10 atoms containing at least one and up to four heteroatoms selected from nitrogen, oxygen, or sulfur. Examples of heteroaryl groups are pyridinyl, imidazolyl, pyrimidinyl, pyrazolyl, triazolyl, pyrazinyl, tetrazolyl, furyl, thienyl, isoxazolyl, thiazolyl, oxazolyl, isothiazolyl, pyrrolyl, quinoliny, isoquinoliny, indolyl, benzimidazolyl, benzofuranyl, cinnoliny, indazolyl, indoliziny, phthalazinyl, pyridazinyl, triazinyl, isoindolyl, pteridinyl, purinyl, oxadiazolyl, triazolyl, thiadiazolyl, thiadiazolyl, furazanyl, benzofurazanyl, benzothiophenyl, benzothiazolyl, benzoxazolyl, quinazolinyl, quinoxalinyl, naphthyridinyl, and furopyridinyl. Spiro moieties are also included within the scope of this definition. Heteroaryl groups are optionally mono-, di-, or trisubstituted with, e.g., halo, lower

alkyl, lower alkoxy, haloalkyl, aryl, heteroaryl, and hydroxy.

The term "halo" includes fluoro, bromo, chloro, and iodo substituents.

The term "arylalkyl" means an alkyl moiety (as defined above) substituted with one or more aryl moiety (also as defined above). More preferred arylalkyl radicals are aryl-C₁₋₃-alkyls. Examples include benzyl, phenylethyl, and the like.

The term "heteroarylalkyl" means an alkyl moiety (as defined above) substituted with a heteroaryl moiety (also as defined above). More preferred heteroarylalkyl radicals are 5- or 6-membered heteroaryl-C₁₋₃-alkyls. Examples include, oxazolymethyl, pyridylethyl and the like.

The term "heterocyclalkyl" means an alkyl moiety (as defined above) substituted with a heterocyclalkyl moiety (also defined above). More preferred heterocyclalkyl radicals are 5- or 6-membered heterocyclalkyl-C₁₋₃-alkyls. Examples include tetrahydropyranylmethyl.

The term "cycloalkylalkyl" means an alkyl moiety (as defined above) substituted with a cycloalkyl moiety (also defined above). More preferred heterocyclalkyl radicals are 5- or 6-membered cycloalkyl-C₁₋₃-alkyls. Examples include cyclopropylmethyl.

The term "Me" means methyl, "Et" means ethyl, "Bu" means butyl and "Ac" means acetyl.

In general, the various moieties or functional groups of the compounds of Formulas I-V may be optionally substituted by one or more substituents. Examples of substituents suitable for purposes of this invention include, but are not limited to, oxo, halo, cyano, nitro, trifluoromethyl, difluoromethoxy, trifluoromethoxy, azido, -NR⁴SO₂R⁶, -SO₂NR³R⁴, -C(O)R³, -C(O)OR³, -OC(O)R³, -NR⁴C(O)OR⁶, -NR⁴C(O)R³, -C(O)NR³R⁴, -NR³R⁴, -NR⁵C(O)NR³R⁴, -NR⁵C(NCN)NR³R⁴, -OR³, aryl, heteroaryl, arylalkyl, heteroarylalkyl, heterocyclalkyl, and heterocyclalkyl, where R³, R⁴, R⁵ and R⁶ are as defined herein.

It is to be understood that in instances where two or more radicals are used in succession to define a substituent attached to a structure, the first named radical is

considered to be terminal and the last named radical is considered to be attached to the structure in question. Thus, for example, the radical arylalkyl is attached to the structure in question by the alkyl group.

In the compounds of the present invention, where terms such as $(CR^4R^5)_m$ or $(CR^4R^5)_t$ are used, R^4 and R^5 may vary with each iteration of m or t above 1. For instance, where m or t is 2, the terms $(CR^4R^5)_m$ or $(CR^4R^5)_t$ may equal $-CH_2CH_2-$ or $-CH(CH_3)C(CH_2CH_3)(CH_2CH_2CH_3)-$ or any number of similar moieties falling within the scope of the definitions of R^4 and R^5 .

The compounds of this invention may possess one or more asymmetric centers; such compounds can therefore be produced as individual (R)- or (S)- stereoisomers or as mixtures thereof. Unless indicated otherwise, the description or naming of a particular compound in the specification and claims is intended to include both individual enantiomers, diastereomers mixtures, racemic or otherwise, thereof. Accordingly, this invention also includes all such isomers, including diastereomeric mixtures and pure enantiomers of the Formulas I-V. Diastereomeric mixtures can be separated into their individual diastereomers on the basis of their physical chemical differences by methods known to those skilled in the art, for example, by chromatography or fractional crystallization. Enantiomers can be separated by converting the enantiomer mixture into a diastereomeric mixture by reaction with an appropriate optically active compound (e.g., alcohol), separating the diastereomers and converting (e.g., hydrolyzing) the individual diastereomers to the corresponding pure enantiomers. The methods for the determination of stereochemistry and the separation of stereoisomers are well known in the art (see discussion in Chapter 4 of "Advanced Organic Chemistry", 4th edition, J. March, John Wiley and Sons, New York, 1992).

This invention also encompasses pharmaceutical compositions containing a compound of Formula I-V and methods of treating proliferative disorders, or abnormal cell growth, by administering compounds of the present invention. Compounds of the present invention having free amino, amido, hydroxy or carboxylic groups can be converted into pharmaceutically acceptable prodrugs.

The term "prodrug" means compounds that are rapidly transformed *in vivo* to yield the parent compound of Formula I-V, for example, by hydrolysis of a functional group of a Formula I-V compound in blood. A "pharmaceutically acceptable prodrug" is a compound that may be converted under physiological conditions or by solvolysis to the specified compound or to a pharmaceutically acceptable salt of such compound. Prodrugs include compounds wherein an amino acid residue, or a polypeptide chain of two or more (e.g., two, three or four) amino acid residues is covalently joined through an amide or ester bond to a free amino, hydroxy or carboxylic acid group of compounds of the present invention. The amino acid residues include but are not limited to the 20 naturally occurring amino acids commonly designated by three letter symbols and also includes 4-hydroxyproline, hydroxylysine, demosine, isodemossine, 3-methylhistidine, norvaline, beta-alanine, gamma-aminobutyric acid, cirtulline, homocysteine, homoserine, ornithine and methionine sulfone. One preferred prodrug of this invention is a compound of Formula I-V covalently joined to a phosphate residue. Another preferred prodrug of this invention is a compound of Formula I-V covalently joined to a valine residue.

Additional types of prodrugs are also encompassed. For instance, a compound of Formula I-V having free carboxyl groups can be derivatized as amides or alkyl esters. A compound of Formula I-V having free hydroxy groups may be derivatized using groups including but not limited to phosphate esters, hemisuccinates, dimethylaminoacetates, and phosphoryloxymethyloxycarbonyls, as outlined in *Advanced Drug Delivery Reviews*, 1996, 19, 115. Carbamate prodrugs of compounds of Formula I-V having hydroxy and amino groups are also included, as are carbonate prodrugs, sulfonate ester and sulfate ester prodrugs of compounds of Formula I-V having hydroxy groups. Derivatization of hydroxy groups to provide (acyloxy)methyl and (acyloxy)ethyl ether prodrugs of compounds of Formula I-V, wherein the acyl group may be an alkyl ester, optionally substituted with groups including but not limited to ether, amine and carboxylic acid functionalities, or where the acyl group is an amino acid ester as described above, is also encompassed. Prodrugs of this type are described in *J. Med. Chem.*, 1996, 39, 10. Compound of Formula I-V having free amines can also be derivatized as amides, sulfonamides or phosphonamides prodrugs.

All of these prodrug moieties may incorporate groups including but not limited to ether, amine and carboxylic acid functionalities.

In addition, the invention also includes solvates, pharmaceutically active metabolites, and pharmaceutically acceptable salts of compounds of Formulas I-V.

5 The term "solvate" refers to an aggregate of a molecule with one or more solvent molecules.

A "pharmaceutically active metabolite" is a pharmacologically active product produced through metabolism in the body of a specified compound or salt thereof. Metabolites of a compound may be identified using routine techniques known in the art and their activities determined using tests such as those described herein.

Prodrugs and active metabolites of a compound may be identified using routine techniques known in the art. Various forms of prodrugs are known in the art. For examples of such prodrug derivatives, see, for example, a) *Design of Prodrugs*, edited by H. Bundgaard, (Elsevier, 1985) and *Methods in Enzymology*, Vol. 42, p. 309-396, edited by K. Widder, et al. (Academic Press, 1985); b) *A Textbook of Drug Design and Development*, edited by Krogsgaard-Larsen and H. Bundgaard, Chapter 5 "Design and Application of Prodrugs," by H. Bundgaard p. 113-191 (1991); c) H. Bundgaard, *Advanced Drug Delivery Reviews*, 8, 1-38 (1992); d) H. Bundgaard, et al., *Journal of Pharmaceutical Sciences*, 77:285 (1988); and e) N. Kakeya, et al., *Chem. Pharm. Bull.*, 32: 692 (1984), each of which is specifically incorporated herein by reference.

A "pharmaceutically acceptable salt" as used herein, unless otherwise indicated, includes salts that retain the biological effectiveness of the free acids and bases of the specified compound and that are not biologically or otherwise undesirable. A compound of the invention may possess a sufficiently acidic, a sufficiently basic, or both functional groups, and accordingly react with any of a number of inorganic or organic bases, and inorganic and organic acids, to form a pharmaceutically acceptable salt. Examples of pharmaceutically acceptable salts include those salts prepared by reaction of the compounds of the present invention with a mineral or organic acid or an inorganic base, such salts including sulfates,

pyrosulfates, bisulfates, sulfites, bisulfites, phosphates, monohydrogenphosphates, dihydrogenphosphates, metaphosphates, pyrophosphates, chlorides, bromides, iodides, acetates, propionates, decanoates, caprylates, acrylates, formates, isobutyrate, caproates, heptanoates, propiolates, oxalates, malonates, succinates, 5 suberates, sebacates, fumarates, maleates, butyn-1,4-dioates, hexyne-1,6-dioates, benzoates, chlorobenzoates, methylbenzoates, dinitromenzoates, hydroxybenzoates, methoxybenzoates, phthalates, sulfonates, xylenesulfonates, phenylacetates, phenylpropionates, phenylbutyrates, citrates, lactates, γ -hydroxybutyrates, glycollates, tartrates, methanesulfonates, propanesulfonates, naphthalene-1-sulfonates, 10 naphthalene-2-sulfonates, and mandelates. Since a single compound of the present invention may include more than one acidic or basic moieties, the compounds of the present invention may include mono, di or tri-salts in a single compound.

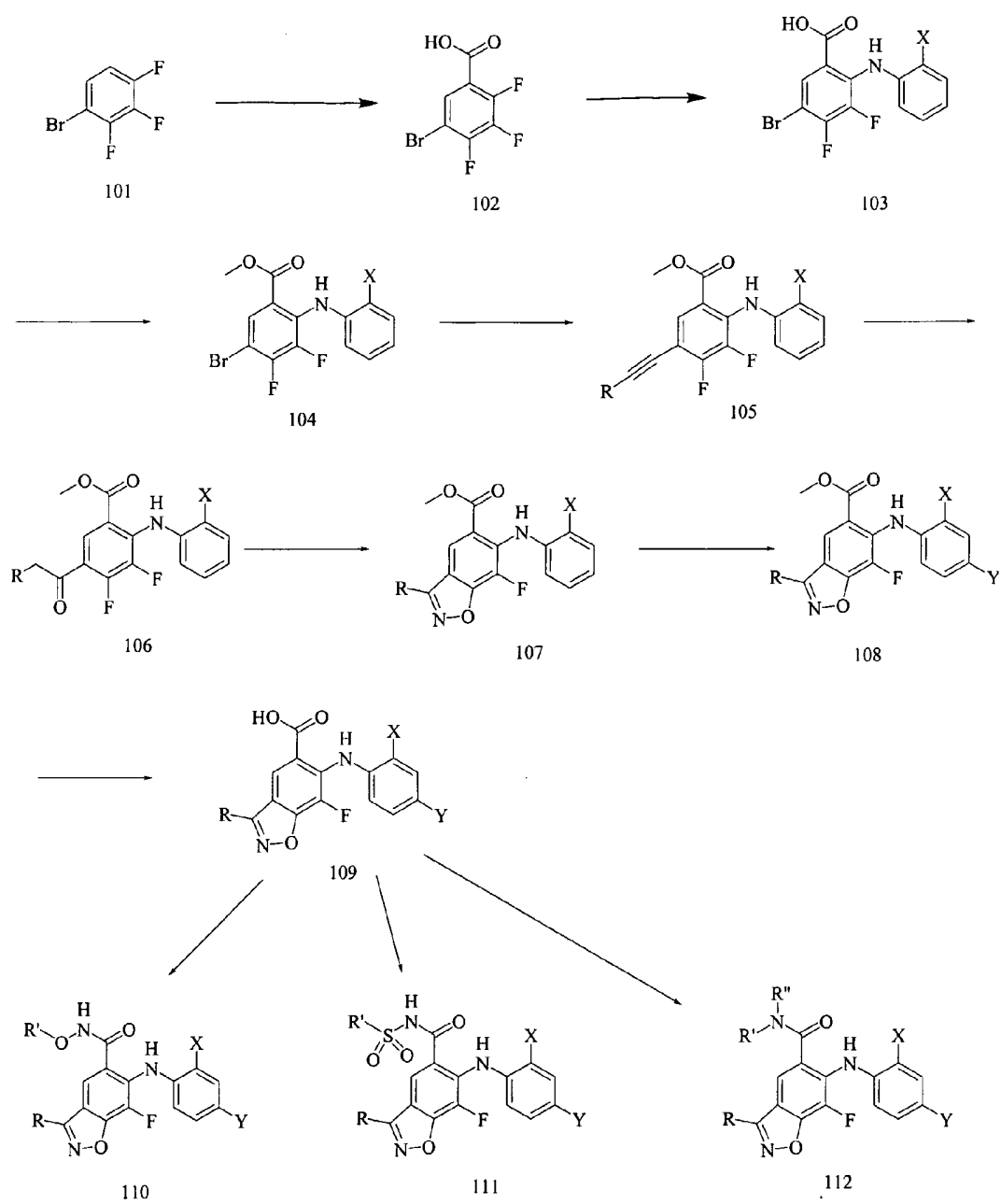
If the inventive compound is a base, the desired pharmaceutically acceptable salt may be prepared by any suitable method available in the art, for example, 15 treatment of the free base with an acidic compound, particularly an inorganic acid, such as hydrochloric acid, hydrobromic acid, sulfuric acid, nitric acid, phosphoric acid and the like, or with an organic acid, such as acetic acid, maleic acid, succinic acid, mandelic acid, fumaric acid, malonic acid, pyruvic acid, oxalic acid, glycolic acid, salicylic acid, a pyranosidyl acid, such as glucuronic acid or galacturonic acid, 20 an alphahydroxy acid, such as citric acid or tartaric acid, an amino acid, such as aspartic acid or glutamic acid, an aromatic acid, such as benzoic acid or cinnamic acid, a sulfonic acid, such as p-toluenesulfonic acid or ethanesulfonic acid, or the like.

If the inventive compound is an acid, the desired pharmaceutically acceptable salt may be prepared by any suitable method, for example, treatment of the free acid 25 with an inorganic or organic base. Preferred inorganic salts are those formed with alkali and alkaline earth metals such as lithium, sodium, potassium, barium and calcium. Preferred organic base salts include, for example, ammonium, dibenzylammonium, benzylammonium, 2-hydroxyethylammonium, bis(2-hydroxyethyl)ammonium, phenylethylbenzylamine, dibenzyl-ethylenediamine, and 30 the like salts. Other salts of acidic moieties may include, for example, those salts formed with procaine, quinine and N-methylglucosamine, plus salts formed with basic

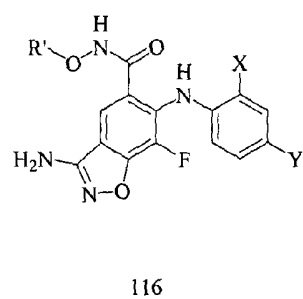
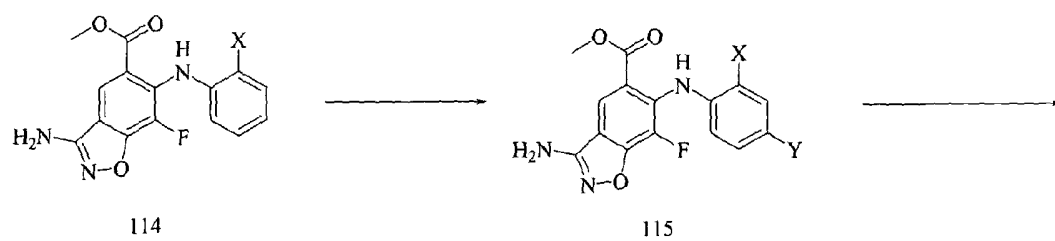
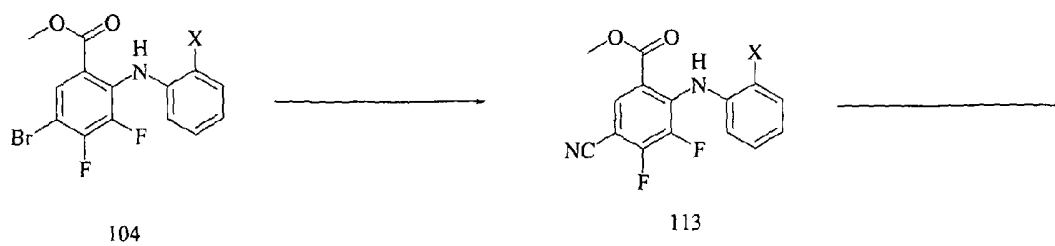
amino acids such as glycine, ornithine, histidine, phenylglycine, lysine and arginine.

The inventive compounds may be prepared using the reaction routes and synthesis schemes as described below, employing the techniques available in the art using starting materials that are readily available or can be synthesized using methods
5 known in the art.

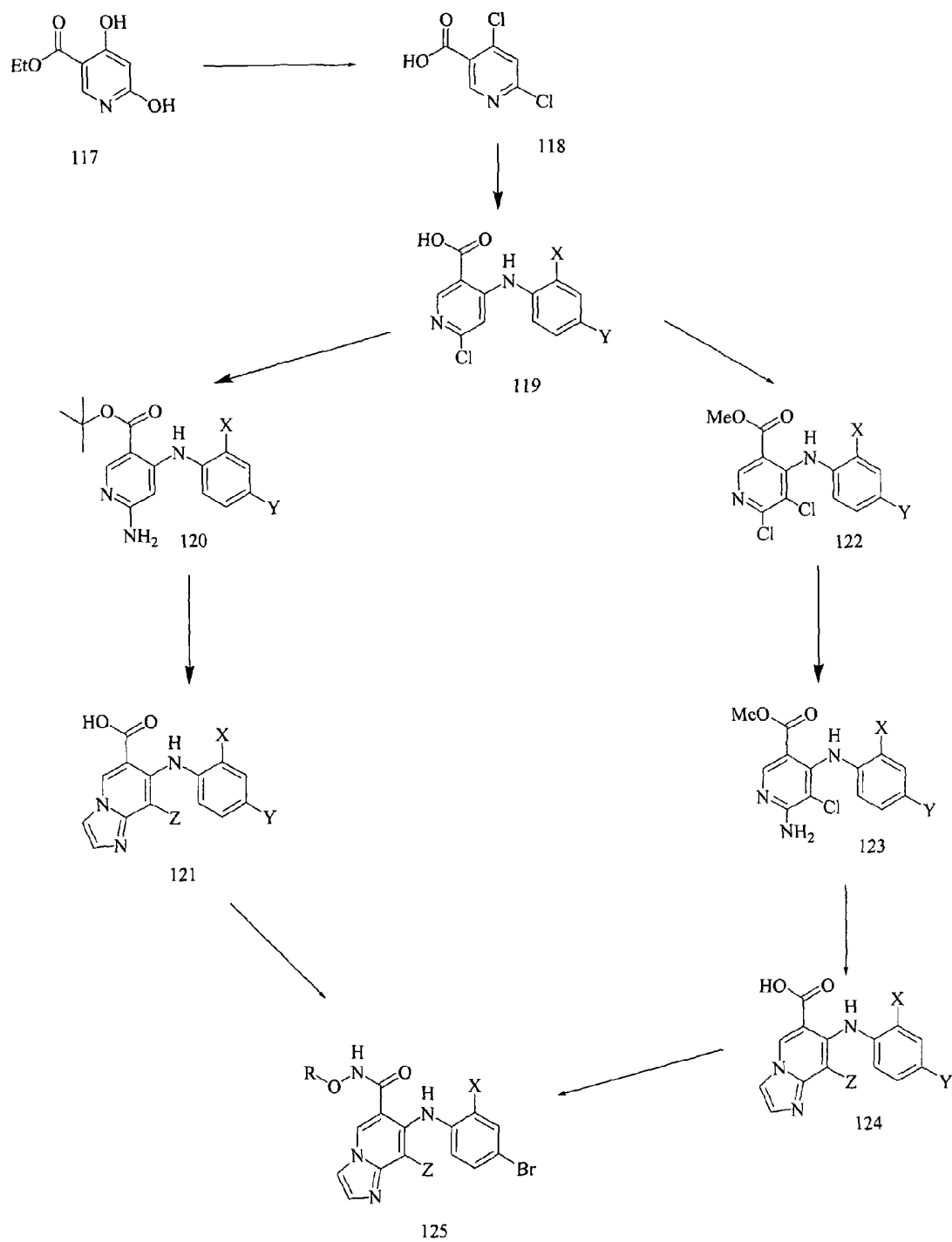
Illustrations of the preparation of compounds of the present invention are shown in Schemes 1-9.



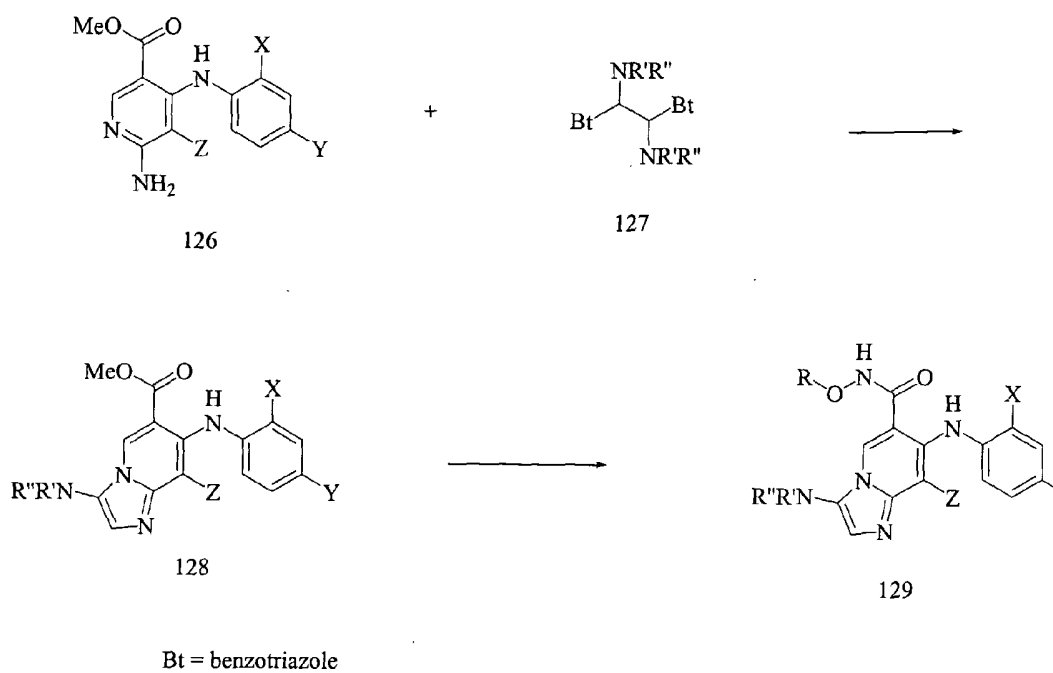
SCHEME 1



SCHEME 2



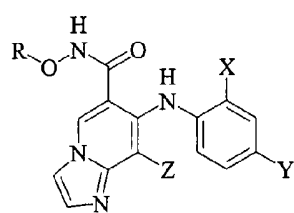
SCHEME 3



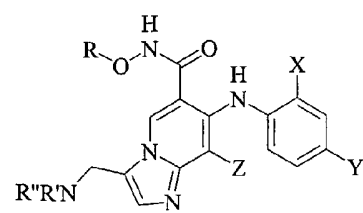
SCHEME 4

WO 2005/023759

PCT/US2004/028649

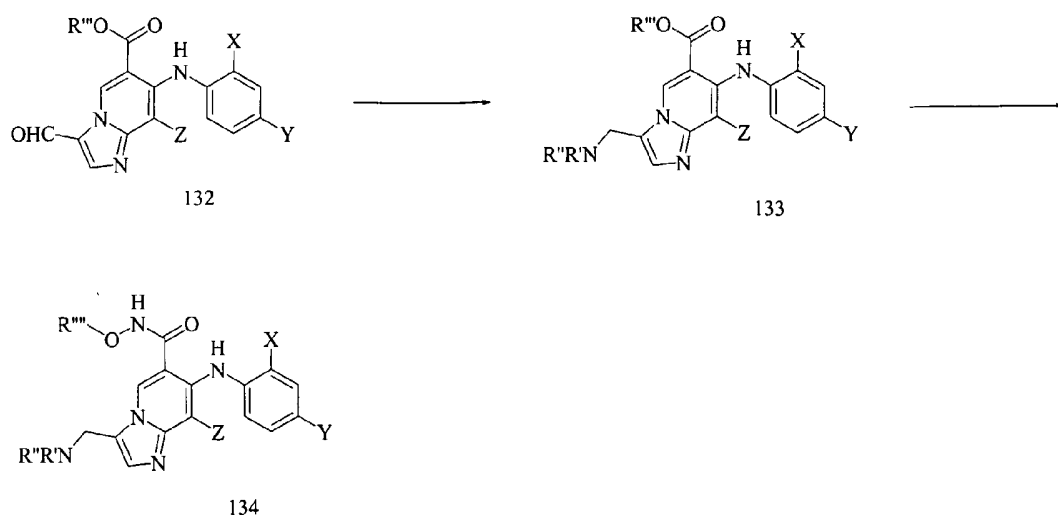


130

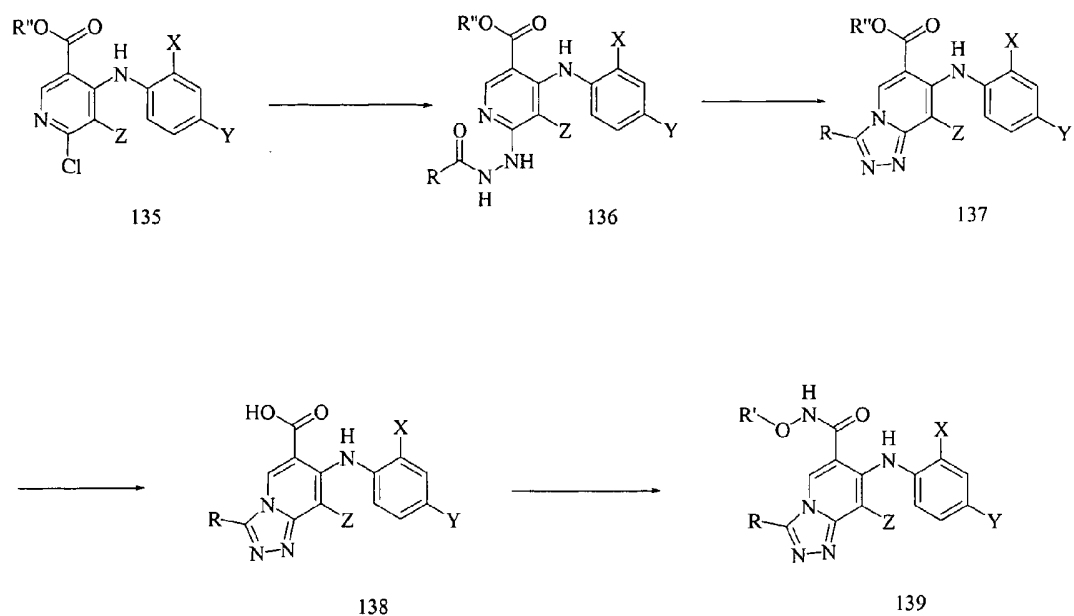


131

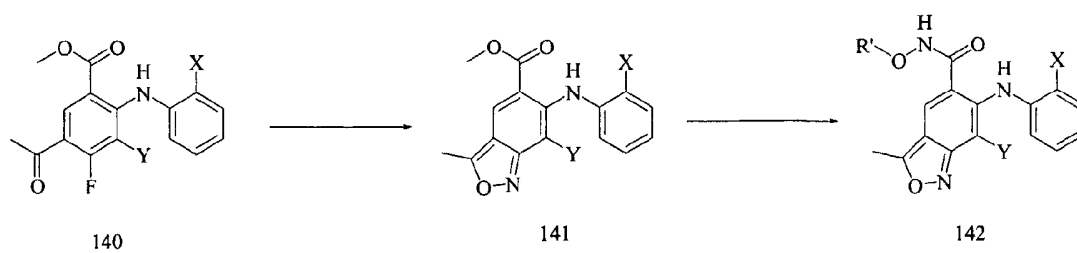
SCHEME 5



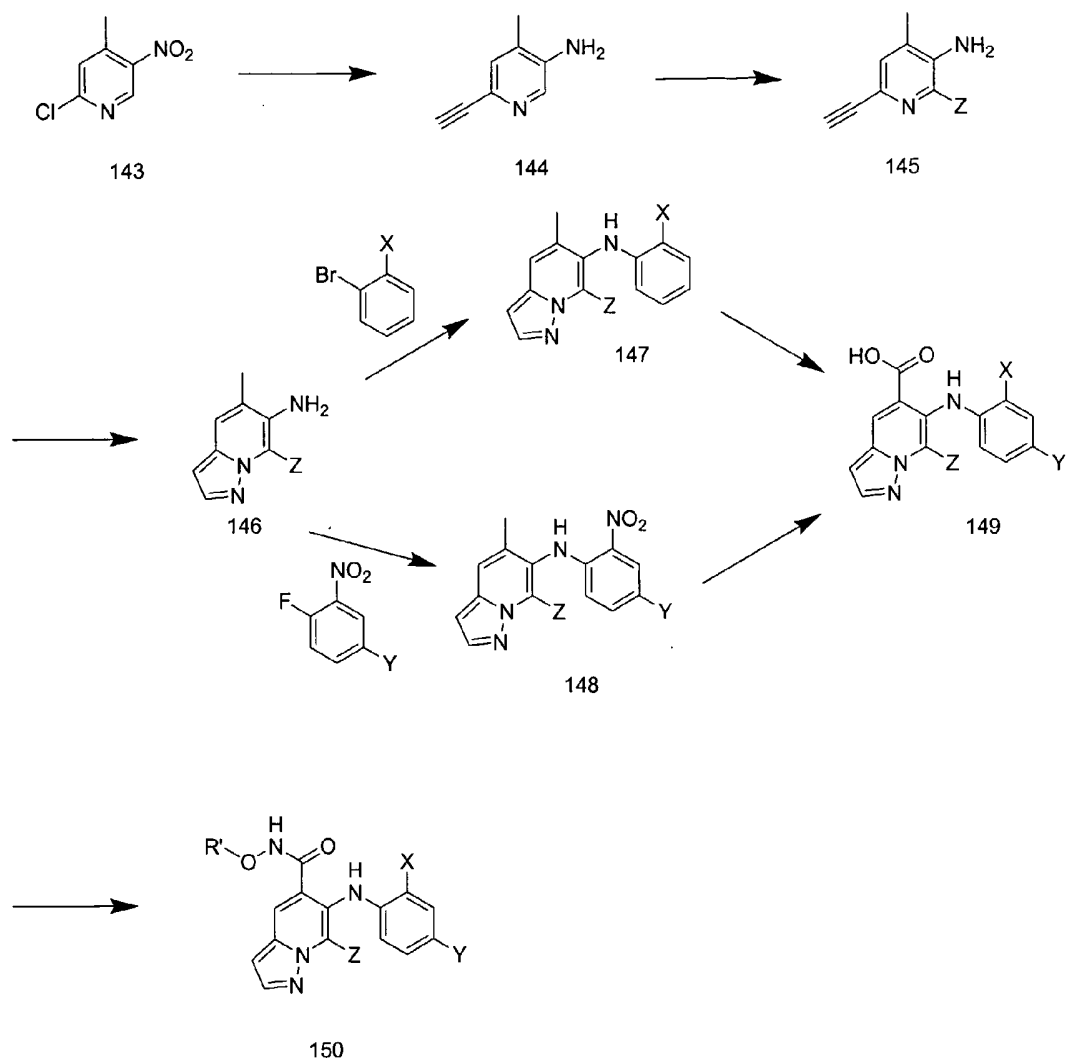
SCHEME 6



SCHEME 7



SCHEME 8



SCHEME 9

Scheme 1 illustrates one method of preparing compounds of the Formula I. Carboxylic acid 102 can be prepared from arene 101 by deprotonation at low temperature (-100 to -60 °C) in the appropriate ethereal solvent such as THF or diethyl ether followed by carbon dioxide quench, which can be performed with solid dry ice. The deprotonation can be accomplished with LDA in THF at -78 °C. One quench method comprises adding the aryllithium THF solution via cannula to a saturated solution of dry carbon dioxide in THF at -78 °C and then warming to room temperature. Aniline 103 can be prepared by deprotonation of an appropriate 2-substituted aniline with KHMDS, LiHMDS, NaHMDS or LDA at low temperature (-100 to -60 °C) in an appropriate ethereal solvent such as THF or diethyl ether, followed by addition of carboxylic acid 102 and warming to room temperature. In one embodiment, deprotonation is accomplished with LDA at -78 °C in THF, followed by addition of carboxylic acid 102 and warming to room temperature. Ester 104 can be prepared by standard methods including, but not limited to, Fisher esterification (MeOH, H₂SO₄), reaction with TMSCHN₂ or TMSCl in MeOH. Acetylene derivative 105 is prepared by Sonagashria coupling of bromide 104 using an appropriately substituted acetylene, CuI, an amine base, palladium catalyst and organic solvent such as DME, THF, or DMF at temperatures between 25 and 100 °C. Suitable palladium catalysts include, but are not limited to, PdCl₂(dppf), Pd(Ph₃P)₄, and Pd₂dba₃/dppf. Suitable amine bases include, but are not limited, to Et₃N, Hunig's base, and diisopropyl amine. In one embodiment, the Pd(0) mediated coupling to prepare acetylene 105 is accomplished with Pd(PPh₃)₂Cl₂, CuI, diisopropyl amine, and the appropriate substituted acetylene in THF at room temperature. Hydrolysis of acetylene 105 to prepare ketone 106 can be accomplished by standard methods including but not limited to H₂SO₄, TFA, trifluorosulfonamide, FeCl₃, or HgSO₄/H₂SO₄. Benzisoxazole 107 can be prepared in a two step procedure from ketone 106. Addition of the potassium salt of acetone oxime in suitable organic solvent such as THF or Et₂O at temperatures ranging from -78 to 5 °C is followed by acid catalyzed cyclization. The acetone oxime addition is most easily performed by addition of a THF solution of ketone 106 to the salt at 0 °C. The cyclization can be accomplished with a variety of acidic aqueous conditions at a range of temperatures.

In one embodiment cyclization is accomplished by treatment of the isopropylideneaminooxybenzoic acid methyl ester with 5% aqueous HCl in MeOH at reflux. Halogenation to form benzisoxazole 108 is accomplished using standard procedures such as NCS or NBS in DMF. Hydrolysis of ester 108 to form carboxylic acid 109 can be performed under standard conditions. The acid can be converted to hydroxamate 110 or amide 112 by standard coupling procedures including but not limited to EDCI/HOBt, PyBOP, or DIC and the appropriate hydroxyl amine or amine. Alternatively, hydroxamate 110 or amide 112 can be prepared in two steps by initial conversion to the acid chloride by standard methods followed by addition of the hydroxyl amine or amine. Acyl sulfonamide 111 can be synthesized by preparing an activated ester of carboxylic acid 109 followed by treatment with the appropriate sulfonamide and tertiary amine base in a suitable organic solvent such as THF. In one embodiment, acyl sulfonamide 111 is prepared by treatment of carboxylic acid 109 with CDI at elevated temperature (50 °C) in THF followed treatment with the appropriate sulfonamide and DBU.

Scheme 2 illustrates an alternative method for synthesizing compounds of the Formula I. Nitrile 113 can be prepared by palladium mediated coupling of bromide 104 with zinc cyanide in suitable organic solvent such as DMA, NMP or DMF at elevated temperatures ranging from 50 to 120 °C. Several palladium catalysts may be employed including but not limited to Pd(PPh₃)₄, PdCl₂(dppf), or Pd₂dba₃ with ligands such as dppe, dppp, dppf or BINAP. In one embodiment, nitrile 113 is prepared from bromide 104 by treatment with zinc cyanide, Pd₂dba₃, and dppf in NMP at 120 °C. Amino benzisoxazole 114 can be prepared in a two step procedure from nitrile 113 by the addition of the potassium salt of acetone oxime in suitable organic solvent such as THF or Et₂O at temperatures ranging from -78 to 5 °C followed by acid catalyzed cyclization. In one embodiment the acetone oxime addition can be performed by addition of a THF solution of nitrile 113 to the salt at 0 °C in THF followed by warming to room temperature. The cyclization can be accomplished under a variety of acidic conditions at a range of temperatures. In one embodiment the cyclization method comprises treatment of the oxime addition product in MeOH with 2 M HCl in Et₂O. Halogenation to form benzisoxazole 115 is

accomplished using standard procedures such as NCS or NBS in DMF. Compound 116 is prepared in a two step procedure comprising hydrolysis of ester 115 under standard conditions to form the corresponding carboxylic acid, followed by conversion of the carboxylic acid to hydroxamate 116 by standard coupling
5 procedures, including but not limited, to EDCI/HOBt, PyBOP, or DIC and the appropriate hydroxyl amine.

Scheme 3 illustrates one method of synthesizing compounds of the Formula II. 4,6-Dichloronicotinic acid 118 can be prepared from 4,6-dihydroxynicotinic acid ethyl ester 117 in two steps. In the first step, 4,6-dihydroxynicotinic acid ethyl ester
10 117 is chlorinated using an appropriate reagent such as POCl₃, oxalyl chloride or thionyl chloride. In one embodiment, chlorination is accomplished with POCl₃ and Et₃N at elevated temperatures. Hydrolysis of the resulting dichloroethyl ester to provide compound 118 can be performed under standard conditions. Aniline 119 can be prepared by deprotonation of the properly substituted aniline with KHMDS,
15 LiHMDS, NaHMDS or LDA at low temperature (-100 to -60 °C) in appropriate ethereal solvent such as THF or diethyl ether followed by addition of carboxylic acid 118 and warming to room temperature. In one embodiment, deprotonation is accomplished with LiHMDS at -78 °C in THF, followed by addition of carboxylic acid 118 and warming to room temperature. Amino pyridine 120 is prepared in three
20 steps from aniline 119. In the first step, the tert-butyl ester is prepared by treating the acid 119 with 2-tert-butyl-1,3-diisopropylisourea in THF at temperatures ranging from 25 to 75 °C. In the second step, sodium azide is added to the tert-butyl ester in DMF at 80 °C. The amino pyridine 120 is prepared by reduction of the azide under standard conditions including but not limited to Zn dust/AcOH, Pt/C or PtO₂ in the
25 presence of H₂ gas, Ph₃P or SnCl₂/MeOH. In one embodiment, the azide reduction is accomplished by treatment with Zn dust in a mixture of methylene chloride and acetic acid. Imidazo pyridine 121 where Z = F is prepared in two steps from amino pyridine 120. In the first step, fluorination is accomplished by treatment of the amino pyridine 120 with SELECTFLUORTM in a mixture of MeOH and water or pH 7 phosphate
30 buffer. Cyclization to form imidazo pyridine 121 (Z = H or F) can be accomplished by treatment with chloro or bromo acetaldehyde in suitable organic solvent such as

DMF or EtOH at elevated temperatures (50 to 120 °C). In one embodiment, cyclization is realized by treatment with chloroacetaldehyde in EtOH at 70 °C. Alternatively, aniline 119 can be converted to dichloroester 122 in two steps. In the first step, chlorination is performed under standard conditions such as NCS in DMF.

5 In the second step, esterification can be achieved by standard methods including but not limited to Fisher esterification (MeOH, H₂SO₄), reaction with TMSCHN₂ or TMSCl in MeOH. Aminopyridine 123 can be prepared as described above for aminopyridine 120 with the exception that the sodium azide addition can be accomplished at room temperature. Cyclization (achieved as described above for

10 imidazopyridine 121) followed by standard basic saponification gives imidazopyridine 124. Hydroxamate 125 can be prepared from either imidazopyridine 121 or 124 using standard coupling procedures including but not limited to EDCI/HOBt, PyBOP, or DIC and the appropriate hydroxylamine. Alternatively, hydroxamate 125 can be prepared in two steps by initial conversion to the acid chloride by standard

15 methods followed by addition of the hydroxylamine.

Scheme 4 illustrates an alternative method of preparing compounds of Formula II. An appropriately functionalized 2-aminopyridine 126 in a suitable organic solvent such as dichloromethane or dichloroethane is reacted with a Lewis acid such as zinc bromide and condensation product (127) as disclosed by Katritzky *et al.* (*J. Org. Chem.*, **2003**, 68, 4935-4937; *J. Org. Chem.*, **1990**, 55, 3209-3213) to

20 provide the 3-dialkylaminoimidazo[1,2-a]pyridine ring system 128. Condensation products 127 (i.e., condensation of a glyoxal, benzotriazole and a secondary amine) can be generated using benzotriazole, glyoxal and any appropriate secondary amine including, but not limited to dimethylamine, diethylamine, pyrrolidine, piperidine,

25 morpholine, 1-methylpiperazine, N-methyl allylamine, diallylamine, and N-methyl benzylamine. The ester 128 is hydrolyzed by standard saponification methods, and the resulting acid can be converted to hydroxamate 129 by standard coupling procedures including but not limited to EDCI/HOBt, PyBOP, or DIC and the appropriate hydroxylamine. Alternatively, hydroxamate 129 can be prepared in two

30 steps by initial conversion of the carboxylic acid to the acid chloride or activated ester by standard methods followed by addition of the hydroxylamine.

Scheme 5 illustrates an alternative method of preparing compounds of the Formula II. The preparation of 3-aminomethylimidazo[1,2-a]pyridines 131 using the modified Mannich reaction procedure developed by Kercher *et al.* (manuscript in preparation) is illustrated. The reaction is generally carried out by combining 37% aqueous formaldehyde and a suitable amine in 6:1 acetonitrile/water. Several secondary amines can be employed including but not limited to pyrrolidine, piperidine, morpholine, dimethylamine, N-BOC-piperazine and 1-methylpiperazine. The solution of amine and formaldehyde is stirred for approximately half an hour after which time scandium triflate and the appropriate imidazo[1,2-a]pyridine 130 are sequentially added. The Mannich reaction is preferentially catalyzed by a group IIIA lanthanide triflate, preferably scandium triflate, though alternatively it may be performed using an excess of protic acid (AcOH or HCl) or elevated temperatures.

Scheme 6 illustrates an alternative method of preparing compounds of Formula II. In Scheme 6, the preparation of 3-aminomethylimidazo[1,2-a]pyridines 134 via reductive alkylation is illustrated. In step 1, the 3-aminomethylimidazo[1,2-a]pyridine 133 is prepared from the appropriate 3-formyl-imidazo[1,2-a]pyridine 132 and a suitable amine using standard reduction methods such as Na(CN)BH₃, Na(OAc)₃BH, NMe₄BH(OAc)₃ with or without the addition of acetic acid in a suitable nonreactive organic solvent such as methylene chloride, acetonitrile or tetrahydrofuran. The reductive amination is generally accomplished by treatment of the aldehyde derivative 132 with the amine and acetic acid in tetrahydrofuran at room temperature followed by the addition of Na(OAc)₃BH. In cases where R" = H, the corresponding secondary amine 133 can optionally be protected, for example with an acid labile protecting group such as *tert*-butyl carbamate (BOC) to facilitate handling in subsequent steps. In step 2, the ester is hydrolyzed by standard saponification methods, and the resulting acid can be converted to hydroxamate 134 by standard coupling procedures including but not limited to EDCI/HOBt, PyBOP, or DIC and the appropriate hydroxylamine. Alternatively, hydroxamate 134 can be prepared in two steps by initial conversion of the carboxylic acid to the acid chloride or activated ester by standard methods followed by addition of the hydroxylamine. Protecting groups, if present, are removed after coupling.

Scheme 7 illustrates one method of preparing compounds of Formula III. In Scheme 7 the preparation of 3-alkyl-[1,2,4]triazolo[4,3-a]pyridine derivatives is illustrated. Compound 136 is prepared from compound 135 in a two step process. A suitably functionalized 2-chloropyridine derivative 135 is converted to the 2-hydrazinopyridine by reaction with hydrazine. The reaction is generally accomplished by reaction of hydrazine with 2-chloropyridine derivative 135 in an unreactive organic solvent such as DMF or DMA at elevated temperature (50 to 100 °C). The 2-hydrazinopyridine is then acylated with the appropriate carboxylic acid halide such as fluoride, chloride or bromide, or the appropriate carboxylic acid anhydride or mixed anhydride in a suitable unreactive organic solvent such as dichloromethane, and in the presence of a suitable base such as triethylamine, diisopropylethylamine or pyridine, to provide intermediate 136. Acylation of the 2-hydrazinopyridine can alternatively be accomplished by standard peptide coupling procedures with the appropriate carboxylic acid and appropriate coupling reagent, including but not limited to EDCI/HOBt, PyBOP, or DIC. The intermediate 136 is converted to 3-alkyl-[1,2,4]triazolo[4,3-a]pyridine 137 by treatment with an excess of phosphorus oxychloride in refluxing dichloromethane. The ester 137 is hydrolyzed by standard saponification methods, and the resulting acid 138 can be converted to hydroxamate 139 by standard peptide coupling procedures including but not limited to EDCI/HOBt, PyBOP, or DIC and the appropriate hydroxyl amine. Alternatively, hydroxamate 139 can be prepared in two steps by initial conversion of the carboxylic acid to the acid chloride or activated ester by standard methods followed by addition of the hydroxylamine.

Scheme 8 illustrates one method of preparing compounds of the Formula IV. In Scheme 8, the synthesis of 3-methyl-benzo[c]isoxazole derivatives is illustrated. Compound 141 is prepared from compound 140 in a two step process. Methyl ester 140 is treated with sodium azide in 3:1 acetone/water at elevated temperature (reflux) to effect nucleophilic substitution. The 4-azido derivative is then isolated and heated in water at reflux to effect cyclization to the benzo[c]isoxazole ring system 141. The ester 141 is hydrolyzed by standard saponification methods, and the resulting carboxylic acid can be converted to hydroxamate 142 by standard peptide coupling

procedures including but not limited to EDCI/HOBt, PyBOP, or DIC and the appropriate hydroxylamine. Alternatively, hydroxamate 142 can be prepared in two steps by initial conversion of the carboxylic acid to the acid chloride or activated ester by standard methods followed by addition of the hydroxylamine.

5 Scheme 9 illustrates one method of preparing compounds of Formula V. 2-Chloro-4-methyl-5-nitropyridine 143 can be converted to amino pyridine 144 in a three step sequence. In the first step, Sonagashria coupling using TMS-acetylene, CuI, amine base, palladium catalyst and organic solvent such as DME, THF, or DMF at temperatures from 25 to 100 °C gives the nitroacetylenic pyridine. Suitable
10 palladium catalysts include, but are not limited to, PdCl₂(dppf), Pd(Ph₃P)₄, Pd(PPh₃)₂Cl₂ and Pd₂dba₃/dppf. Suitable amine bases include, but are not limited to, Et₃N, Hunig's base, and diisopropyl amine. The amino pyridine 144 is then prepared by removal of the TMS group under standard conditions such as K₂CO₃ in MeOH, followed by reduction of the nitro group using either Zn dust/AcOH, Fe or
15 SnCl₂/MeOH. For Z = H, amino pyridine 144 is used directly in the cyclization reaction. When Z = Cl, aminopyridine 144 is halogenated under standard conditions with NCS in DMF and then carried forward to the cyclization. When Z = F, the 2-chloro-3-aminopyridine intermediate is treated with KF, Kryptofix in DMSO to prepare amino pyridine 145. Cyclization to give pyrazolo[1,5-a]pyridine 146 is
20 accomplished by treating aminopyridine 145 with O-(4-nitrophenyl)-hydroxylamine in a suitable organic solvent such as DMF at room temperature in presence of a base such as K₂CO₃. Carboxylic acid 149 can be prepared, for example, using one the following routes. One route involves palladium mediated cross-coupling with appropriately substituted bromobenzene and aminopyrazolo[1,5-a]pyridine 146. In
25 this case, the cross-coupling can be accomplished with palladium catalyst and organic solvent such as DME, THF, dioxane, and toluene at temperatures from 60 to 120 °C. Suitable palladium catalysts include, but are not limited to, Pd(OAc)₂, PdCl₂(dppf), Pd₂(bda)₃, and Pd(dba)₂. Suitable ligands include, but are not limited to, BINAP, DPPF, and (o-tol)₃P. Suitable amine bases include, but are not limited to, NaOt-Bu,
30 KOt-Bu, and Cs₂CO₃. The second route involves S_NAr reaction with aminopyrazolo[1,5-a]pyridine 146 and the appropriately substituted 2-

fluoronitrobenzene. In this case, the coupling can be accomplished by mixing the two components in a suitable organic solvent such as xylenes, toluene, DMSO or DMF at elevated temperatures (80 to 150 °C). Optionally, a base can be employed in the S_NAr coupling such as K₂CO₃ or Cs₂CO₃. The carboxylic acid 149 is then prepared
5 by functionalization of the aromatic ring followed by oxidation. In the first case, functionalization involves halogenation under standard conditions with either NCS or NBS in DMF. In the second case, functionalization involves Sandmeyer chemistry to convert the nitroarene into the desired arene or arylhalide (nitro group reduction; diazotation; halogenation or protonation). In both routes, the last step to prepare
10 carboxylic acid 149 is oxidation of the toluyll moiety. This can be achieved using standard methods including but not limited to KMnO₄, NaOCl/RuCl₃ or Na₂Cr₂O₇/HCl. The resulting carboxylic acid 149 can be converted to hydroxamate 150 by standard peptide coupling procedures including but not limited to EDCI/HOBt, PyBOP, or DIC and the appropriate hydroxylamine. Alternatively,
15 hydroxamate 150 can be prepared in two steps by initial conversion of the carboxylic acid to the acid chloride or activated ester by standard methods followed by addition of the hydroxylamine.

The invention also relates to a pharmaceutical composition for the treatment of a hyperproliferative disorder in a mammal which comprises a therapeutically effective
20 amount of a compound of the present invention, or a pharmaceutically acceptable salt, prodrug or hydrate thereof, and a pharmaceutically acceptable carrier. In one embodiment, said pharmaceutical composition is for the treatment of cancer such as brain, lung, squamous cell, bladder, gastric, pancreatic, breast, head, neck, renal, kidney, ovarian, prostate, colorectal, esophageal, testicular, gynecological or thyroid
25 cancer. In another embodiment, said pharmaceutical composition is for the treatment of a non-cancerous hyperproliferative disorder such as benign hyperplasia of the skin (e.g., psoriasis), restenosis, or prostate (e.g., benign prostatic hypertrophy (BPH)).

The invention also relates to a pharmaceutical composition for the treatment of pancreatitis or kidney disease (including proliferative glomerulonephritis and
30 diabetes-induced renal disease) or the treatment of pain in a mammal which comprises a therapeutically effective amount of a compound of the present invention, or a

pharmaceutically acceptable salt, prodrug or hydrate thereof, and a pharmaceutically acceptable carrier.

The invention also relates to a pharmaceutical composition for the prevention of blastocyte implantation in a mammal which comprises a therapeutically effective amount of a compound of the present invention, or a pharmaceutically acceptable salt, 5 prodrug or hydrate thereof, and a pharmaceutically acceptable carrier.

The invention also relates to a pharmaceutical composition for treating a disease related to vasculogenesis or angiogenesis in a mammal which comprises a therapeutically effective amount of a compound of the present invention, or a pharmaceutically acceptable salt, prodrug or hydrate thereof, and a pharmaceutically acceptable carrier. In one embodiment, said pharmaceutical composition is for 10 treating a disease selected from the group consisting of tumor angiogenesis, chronic inflammatory disease such as rheumatoid arthritis, atherosclerosis, inflammatory bowel disease, skin diseases such as psoriasis, excema, and scleroderma, diabetes, diabetic retinopathy, retinopathy of prematurity, age-related macular degeneration, hemangioma, glioma, melanoma, Kaposi's sarcoma and ovarian, breast, lung, pancreatic, prostate, colon and epidermoid cancer. 15

The invention also relates to a method of treating a hyperproliferative disorder in a mammal that comprises administering to said mammal a therapeutically effective amount of a compound of the present invention, or a pharmaceutically acceptable salt, 20 prodrug or hydrate thereof. In one embodiment, said method relates to the treatment of cancer such as brain, lung, squamous cell, bladder, gastric, pancreatic, breast, head, neck, renal, kidney, ovarian, prostate, colorectal, esophageal, testicular, gynecological or thyroid cancer. In another embodiment, said method relates to the treatment of a non-cancerous hyperproliferative disorder such as benign hyperplasia of the skin (e.g., psoriasis), restenosis, or prostate (e.g., benign prostatic hypertrophy (BPH)). 25

The invention also relates to a method for the treatment of a hyperproliferative disorder in a mammal that comprises administering to said mammal a therapeutically effective amount of a compound of the present invention, or a pharmaceutically acceptable salt, prodrug or hydrate thereof, in combination with an anti-tumor agent 30

selected from the group consisting of mitotic inhibitors, alkylating agents, anti-metabolites, intercalating antibiotics, growth factor inhibitors, cell cycle inhibitors, enzyme inhibitors, topoisomerase inhibitors, biological response modifiers, anti-hormones, angiogenesis inhibitors, and anti-androgens.

5 The invention also relates to a method of treating pancreatitis or kidney disease in a mammal that comprises administering to said mammal a therapeutically effective amount of a compound of the present invention, or a pharmaceutically acceptable salt, prodrug or hydrate thereof.

 The invention also relates to a method of preventing blastocyte implantation in
10 a mammal that comprises administering to said mammal a therapeutically effective amount of a compound of the present invention, or a pharmaceutically acceptable salt, prodrug or hydrate thereof.

 The invention also relates to a method of treating diseases related to vasculogenesis or angiogenesis in a mammal that comprises administering to said
15 mammal a therapeutically effective amount of a compound of the present invention, or a pharmaceutically acceptable salt, prodrug or hydrate thereof. In one embodiment, said method is for treating a disease selected from the group consisting of tumor angiogenesis, chronic inflammatory disease such as rheumatoid arthritis, atherosclerosis, inflammatory bowel disease, skin diseases such as psoriasis, excema,
20 and scleroderma, diabetes, diabetic retinopathy, retinopathy of prematurity, age-related macular degeneration, hemangioma, glioma, melanoma, Kaposi's sarcoma and ovarian, breast, lung, pancreatic, prostate, colon and epidermoid cancer.

 Patients that can be treated with compounds of the present invention, or pharmaceutically acceptable salts, prodrugs and hydrates of said compounds,
25 according to the methods of this invention include, for example, patients that have been diagnosed as having psoriasis, restenosis, atherosclerosis, BPH, lung cancer, bone cancer, CMML, pancreatic cancer, skin cancer, cancer of the head and neck, cutaneous or intraocular melanoma, uterine cancer, ovarian cancer, rectal cancer, cancer of the anal region, stomach cancer, colon cancer, breast cancer, testicular,
30 gynecologic tumors (e.g., uterine sarcomas, carcinoma of the fallopian tubes,

carcinoma of the endometrium, carcinoma of the cervix, carcinoma of the vagina or carcinoma of the vulva), Hodgkin's disease, cancer of the esophagus, cancer of the small intestine, cancer of the endocrine system (e.g., cancer of the thyroid, parathyroid or adrenal glands), sarcomas of soft tissues, cancer of the urethra, cancer
5 of the penis, prostate cancer, chronic or acute leukemia, solid tumors of childhood, lymphocytic lymphomas, cancer of the bladder, cancer of the kidney or ureter (e.g., renal cell carcinoma, carcinoma of the renal pelvis), or neoplasms of the central nervous system (e.g., primary CNS lymphoma, spinal axis tumors, brain stem gliomas or pituitary adenomas).

10 This invention also relates to a pharmaceutical composition for inhibiting abnormal cell growth in a mammal which comprises an amount of a compound of the present invention, or a pharmaceutically acceptable salt or solvate or prodrug thereof, in combination with an amount of a chemotherapeutic, wherein the amounts of the compound, salt, solvate, or prodrug, and of the chemotherapeutic are together
15 effective in inhibiting abnormal cell growth. Many chemotherapeutics are presently known in the art. In one embodiment, the chemotherapeutic is selected from the group consisting of mitotic inhibitors, alkylating agents, anti-metabolites, intercalating antibiotics, growth factor inhibitors, cell cycle inhibitors, enzymes, topoisomerase inhibitors, biological response modifiers, anti-hormones, angiogenesis
20 inhibitors, and anti-androgens.

This invention further relates to a method for inhibiting abnormal cell growth in a mammal or treating a hyperproliferative disorder which method comprises administering to the mammal an amount of a compound of the present invention, or a pharmaceutically acceptable salt or solvate or prodrug thereof, in combination with
25 radiation therapy, wherein the amounts of the compound, salt, solvate, or prodrug, is in combination with the radiation therapy effective in inhibiting abnormal cell growth or treating the hyperproliferative disorder in the mammal. Techniques for administering radiation therapy are known in the art, and these techniques can be used in the combination therapy described herein. The administration of the compound of
30 the invention in this combination therapy can be determined as described herein.

It is believed that the compounds of the present invention can render abnormal

cells more sensitive to treatment with radiation for purposes of killing and/or inhibiting the growth of such cells. Accordingly, this invention further relates to a method for sensitizing abnormal cells in a mammal to treatment with radiation which comprises administering to the mammal an amount of a compound of the present invention or pharmaceutically acceptable salt or solvate or prodrug thereof, which
5 amount is effective in sensitizing abnormal cells to treatment with radiation. The amount of the compound, salt, or solvate in this method can be determined according to the means for ascertaining effective amounts of such compounds described herein.

The invention also relates to a method of and to a pharmaceutical composition
10 of inhibiting abnormal cell growth in a mammal which comprises an amount of a compound of the present invention, or a pharmaceutically acceptable salt or solvate thereof, a prodrug thereof, or an isotopically-labeled derivative thereof, and an amount of one or more substances selected from anti-angiogenesis agents, signal transduction inhibitors, and antiproliferative agents.

15 Anti-angiogenesis agents, such as MMP-2 (matrix-metalloproteinase 2) inhibitors, MMP-9 (matrix-metalloproteinase 9) inhibitors, and COX-II (cyclooxygenase II) inhibitors, can be used in conjunction with a compound of the present invention and pharmaceutical compositions described herein. Examples of useful COX-II inhibitors include CELEBREXTM (alecoxib), valdecoxib, etoricoxib,
20 lumiracoxib and rofecoxib. Examples of useful matrix metalloproteinase inhibitors are described in WO 96/33172 (published October 24, 1996), WO 96/27583 (published March 7, 1996), European Patent Application No. 97304971.1 (filed July 8, 1997), European Patent Application No. 99308617.2 (filed October 29, 1999), WO 98/07697 (published February 26, 1998), WO 98/03516 (published January 29, 1998),
25 WO 98/34918 (published August 13, 1998), WO 98/34915 (published August 13, 1998), WO 98/33768 (published August 6, 1998), WO 98/30566 (published July 16, 1998), European Patent Publication 606,046 (published July 13, 1994), European Patent Publication 931,788 (published July 28, 1999), WO 90/05719 (published May 31, 1990), WO 99/52910 (published October 21, 1999), WO 99/52889 (published
30 October 21, 1999), WO 99/29667 (published June 17, 1999), PCT International Application No. PCT/IB98/01113 (filed July 21, 1998), European Patent Application

No. 99302232.1 (filed March 25, 1999), Great Britain Patent Application No. 9912961.1 (filed June 3, 1999), United States Provisional Application No. 60/148,464 (filed August 12, 1999), United States Patent 5,863,949 (issued January 26, 1999), United States Patent 5,861,510 (issued January 19, 1999), and European Patent
5 Publication 780,386 (published June 25, 1997), all of which are incorporated herein in their entireties by reference. Preferred MMP-2 and MMP-9 inhibitors are those that have little or no activity inhibiting MMP-1. More preferred, are those that selectively inhibit MMP-2 and/or MMP-9 relative to the other matrix-metalloproteinases (i.e., MMP-1, MMP-3, MMP-4, MMP-5, MMP-6, MMP-7, MMP-8, MMP-10, MMP-11,
10 MMP-12, and MMP-13).

The terms "abnormal cell growth" and "hyperproliferative disorder" are used interchangeably in this application.

"Abnormal cell growth," as used herein, unless otherwise indicated, refers to cell growth that is independent of normal regulatory mechanisms (e.g., loss of contact
15 inhibition). This includes, for example, the abnormal growth of: (1) tumor cells (tumors) that proliferate by expressing a mutated tyrosine kinase or overexpression of a receptor tyrosine kinase; (2) benign and malignant cells of other proliferative diseases in which aberrant tyrosine kinase activation occurs; (3) any tumors that proliferate by receptor tyrosine kinases; (4) any tumors that proliferate by aberrant
20 serine/threonine kinase activation; and (5) benign and malignant cells of other proliferative diseases in which aberrant serine/threonine kinase activation occurs.

The term "treating," as used herein, unless otherwise indicated, means reversing, alleviating, inhibiting the progress of, or preventing the disorder or condition to which such term applies, or one or more symptoms of such disorder or
25 condition. The term "treatment," as used herein, unless otherwise indicated, refers to the act of treating as "treating" is defined immediately above.

The amount of a given agent that will correspond to such an amount will vary depending upon factors such as the particular compound, disease condition and its severity, the identity (e. g., weight) of the mammal in need of treatment, but can
30 nevertheless be routinely determined by one skilled in the art. "Treating" is intended

to mean at least the mitigation of a disease condition in a mammal, such as a human, that is affected, at least in part, by the activity of MEK, and includes, but is not limited to, preventing the disease condition from occurring in a mammal, particularly when the mammal is found to be predisposed to having the disease condition but has
5 not yet been diagnosed as having it; modulating and/or inhibiting the disease condition; and/or alleviating the disease condition.

In order to use a compound of the Formula I-V or a pharmaceutically acceptable salt or prodrug thereof, for the therapeutic treatment (including prophylactic treatment) of mammals including humans, it is normally formulated in
10 accordance with standard pharmaceutical practice as a pharmaceutical composition. According to this aspect of the invention there is provided a pharmaceutical composition that comprises a compound of the Formula I-V, or a pharmaceutically acceptable salt or prodrug thereof, as defined hereinbefore in association with a pharmaceutically acceptable diluent or carrier.

15 The compositions of the invention may be in a form suitable for oral use (for example as tablets, lozenges, hard or soft capsules, aqueous or oily suspensions, emulsions, dispersible powders or granules, syrups or elixirs), for topical use (for example as creams, ointments, gels, or aqueous or oily solutions or suspensions), for administration by inhalation (for example as a finely divided powder or a liquid
20 aerosol), for administration by insufflation (for example as a finely divided powder) or for parenteral administration (for example as a sterile aqueous or oily solution for intravenous, subcutaneous, or intramuscular dosing or as a suppository for rectal dosing). For example, compositions intended for oral use may contain, for example, one or more coloring, sweetening, flavoring and/or preservative agents.

25 Suitable pharmaceutically-acceptable excipients for a tablet formulation include, for example, inert diluents such as lactose, sodium carbonate, calcium phosphate or calcium carbonate, granulating and disintegrating agents such as corn starch or algenic acid; binding agents such as starch; lubricating agents such as magnesium stearate, stearic acid or talc; preservative agents such as ethyl or propyl p-
30 hydroxybenzoate, and anti-oxidants, such as ascorbic acid. Tablet formulations may be uncoated or coated either to modify their disintegration and the subsequent

absorption of the active ingredient within the gastrointestinal tract, or to improve their stability and/or appearance, in either case, using conventional coating agents and procedures well known in the art.

Compositions for oral use may be in the form of hard gelatin capsules in which the active ingredient is mixed with an inert solid diluent, for example, calcium carbonate, calcium phosphate or kaolin, or as soft gelatin capsules in which the active ingredient is mixed with water or an oil such as peanut oil, liquid paraffin, or olive oil.

Aqueous suspensions generally contain the active ingredient in finely powdered form together with one or more suspending agents, such as sodium carboxymethylcellulose, methylcellulose, hydroxypropylmethylcellulose, sodium alginate, polyvinyl-pyrrolidone, gum tragacanth and gum acacia; dispersing or wetting agents such as lecithin or condensation products of an alkylene oxide with fatty acids (for example polyoxethylene stearate), or condensation products of ethylene oxide with long chain aliphatic alcohols, for example heptadecaethyleneoxycetanol, or condensation products of ethylene oxide with partial esters derived from fatty acids and a hexitol such as polyoxyethylene sorbitol monooleate, or condensation products of ethylene oxide with partial esters derived from fatty acids and hexitol anhydrides, for example polyethylene sorbitan monooleate. The aqueous suspensions may also contain one or more preservatives (such as ethyl or propyl p-hydroxybenzoate, anti-oxidants (such as ascorbic acid), coloring agents, flavoring agents, and/or sweetening agents (such as sucrose, saccharine or aspartame).

Oily suspensions may be formulated by suspending the active ingredient in a vegetable oil (such as arachis oil, olive oil, sesame oil or coconut oil) or in a mineral oil (such as liquid paraffin). The oily suspensions may also contain a thickening agent such as beeswax, hard paraffin or cetyl alcohol. Sweetening agents such as those set out above, and flavoring agents may be added to provide a palatable oral preparation. These compositions may be preserved by the addition of an anti-oxidant such as ascorbic acid.

Dispersible powders and granules suitable for preparation of an aqueous

suspension by the addition of water generally contain the active ingredient together with a dispersing or wetting agent, suspending agent and one or more preservatives. Suitable dispersing or wetting agents and suspending agents are exemplified by those already mentioned above. Additional excipients such as sweetening, flavoring and coloring agents, may also be present.

The pharmaceutical compositions of the invention may also be in the form of oil-in-water emulsions. The oily phase may be a vegetable oil, such as olive oil or arachis oil, or a mineral oil, such as for example liquid paraffin or a mixture of any of these. Suitable emulsifying agents may be, for example, naturally-occurring gums such as gum acacia or gum tragacanth, naturally-occurring phosphatides such as soya bean, lecithin, esters or partial esters derived from fatty acids and hexitol anhydrides (for example sorbitan monooleate) and condensation products of the said partial esters with ethylene oxide such as polyoxyethylene sorbitan monooleate. The emulsions may also contain sweetening, flavoring and preservative agents.

Syrups and elixirs may be formulated with sweetening agents such as glycerol, propylene glycol, sorbitol, aspartame or sucrose, and may also contain a demulcent, preservative, flavoring and/or coloring agent.

The pharmaceutical compositions may also be in the form of a sterile injectable aqueous or oily suspension, which may be formulated according to known procedures using one or more of the appropriate dispersing or wetting agents and suspending agents, which have been mentioned above. A sterile injectable preparation may also be a sterile injectable solution or suspension in a non-toxic parenterally-acceptable diluent or solvent, for example a solution in 1,3-butanediol.

Suppository formulations may be prepared by mixing the active ingredient with a suitable non-irritating excipient which is solid at ordinary temperatures but liquid at the rectal temperature and will therefore melt in the rectum to release the drug. Suitable excipients include, for example, cocoa butter and polyethylene glycols.

Topical formulations, such as creams, ointments, gels and aqueous or oily solutions or suspensions, may generally be obtained by formulating an active ingredient with a conventional, topically acceptable, vehicle or diluent using

conventional procedures well known in the art.

Compositions for administration by insufflation may be in the form of a finely divided powder containing particles of average diameter of, for example, 30 μm or much less, the powder itself comprising either active ingredient alone or diluted with one or more physiologically acceptable carriers such as lactose. The powder for
5 insufflation is then conveniently retained in a capsule containing, for example, 1 to 50 mg of active ingredient for use with a turbo-inhaler device, such as is used for insufflation of the known agent sodium cromoglycate.

Compositions for administration by inhalation may be in the form of a
10 conventional pressurized aerosol arranged to dispense the active ingredient either as an aerosol containing finely divided solid or liquid droplets. Conventional aerosol propellants such as volatile fluorinated hydrocarbons or hydrocarbons may be used and the aerosol device is conveniently arranged to dispense a metered quantity of active ingredient.

15 For further information on formulations, see Chapter 25.2 in Volume 5 of *Comprehensive Medicinal Chemistry* (Corwin Hansch; Chairman of Editorial Board), Pergamon Press 1990, which is specifically incorporated herein by reference.

The amount of a compound of this invention that is combined with one or more excipients to produce a single dosage form will necessarily vary depending upon
20 the subject treated, the severity of the disorder or condition, the rate of administration, the disposition of the compound and the discretion of the prescribing physician. However, an effective dosage is in the range of about 0.001 to about 100 mg per kg body weight per day, preferably about 0.5 to about 35 mg/kg/day, in single or divided doses. For a 70 kg human, this would amount to about 0.05 to 7 g/day, preferably
25 about 0.05 to about 2.5 g/day. In some instances, dosage levels below the lower limit of the aforesaid range may be more than adequate, while in other cases still larger doses may be employed without causing any harmful side effect, provided that such larger doses are first divided into several small doses for administration throughout the day. For further information on routes of administration and dosage regimes, see
30 Chapter 25.3 in Volume 5 of *Comprehensive Medicinal Chemistry* (Corwin Hansch;

Chairman of Editorial Board), Pergamon Press 1990, which is specifically incorporated herein by reference.

The size of the dose for therapeutic or prophylactic purposes of a compound of Formula I-V will naturally vary according to the nature and severity of the conditions, the age and sex of the animal or patient and the route of administration, according to well known principles of medicine.

The compounds of this invention may be used alone in combination with other drugs and therapies used in the treatment of disease states which would benefit from the inhibition of MEK. For example, a compound of this invention may be applied in combination with one or more other anti-tumor substances, including, but not limited to, mitotic inhibitors such as vinblastine; alkylating agents such as cis-platin, carboplatin and cyclophosphamide; anti-metabolites such as 5-fluorouracil, cytosine arabinoside and hydroxyurea; or, for example, one of the preferred anti-metabolites disclosed in European Patent Application No. 239362 such as N-(5-[N-(3,4-dihydro-2-methyl-4-oxoquinazolin-6-ylmethyl)-N-methylamino]-2-thenoyl)-L-glutamic acid; growth factor inhibitors; signal transduction inhibitors, such as agents that can inhibit EGFR (epiderman growth factor receptor) responses, such as EGRF antibodies, EGF anitbodies and molecules that are EGFR inhibitors such as the compounds ZD-1839 (AstraZeneca) and BIBX-1382 (Boehringer Ingelheim); VEGF inhibitors such as SU-6668 (Sugen Inc. of South San Francisco, California, USA) or the anit-VEGF monoclonal antibody of Genentech, Inc. of South San Francisco, California; cell cycle inhibitors; intercalating antibiotics such as adriamycin and bleomycin; enzymes, for example, interferon; and anti-hormone such as anti-estrogens such as NolvadexTM (tamoxifen); or, for example anti-androgens such as CasodexTM (4'-cyano-3-(4-fluorophenylsulphonyl)-2-hydroxy-2-methyl-3'-(trifluoromethyl)propionanilide). Such conjoint treatment may be achieved by way of the simultaneous, sequential or separate dosing of the individual components of treatment.

Although the compounds of Formula I-V are primarily of value as therapeutic agents for use in warm-blooded animals (including man), they are also useful whenever it is required to inhibit the effects of MEK. Thus, they are useful as

pharmacological standards for use in the development of new biological tests and in the search for new pharmacological agents.

The activity of the compounds of the present invention may be determined by the following procedure. N-terminal 6 His-tagged, constitutively active MEK-1 (2-393) is expressed in *E. coli* and protein is purified by conventional methods (*Ahn et al., Science* 1994, 265, 966-970). The activity of MEK1 is assessed by measuring the incorporation of γ -³³P-phosphate from γ -³³P-ATP onto N-terminal His tagged ERK2, which is expressed in *E. coli* and is purified by conventional methods, in the presence of MEK-1. The assay is carried out in 96-well polypropylene plate. The incubation mixture (100 μ L) comprises of 25 mM Hepes, pH 7.4, 10 mM MgCl₂, 5 mM β -glycerolphosphate, 100 μ M Na-orthovanadate, 5 mM DTT, 5 nM MEK1, and 1 μ M ERK2. Inhibitors are suspended in DMSO, and all reactions, including controls are performed at a final concentration of 1% DMSO. Reactions are initiated by the addition of 10 μ M ATP (with 0.5 μ Ci γ -³³P-ATP/well) and incubated at ambient temperature for 45 minutes. Equal volume of 25% TCA is added to stop the reaction and precipitate the proteins. Precipitated proteins are trapped onto glass fiber B filterplates, and excess labeled ATP washed off using a Tomtec MACH III harvester. Plates are allowed to air-dry prior to adding 30 μ L/well of Packard Microscint 20, and plates are counted using a Packard TopCount. In this assay, compounds of the invention exhibited an IC₅₀ of less than 50 micromolar.

Representative compounds of the present invention, which are encompassed by the present invention include, but are not limited to the compounds of the examples and their pharmaceutically acceptable acid or base addition salts or prodrugs thereof. The examples presented below are intended to illustrate particular embodiments of the invention, and are not intended to limit the scope of the specification or the claims in any way.

The disclosures in this application of all articles and references, including patents, are incorporated herein by reference.

EXAMPLES

In order to illustrate the invention, the following examples are included.

However, it is to be understood that these examples do not limit the invention and are only meant to suggest a method of practicing the invention. Persons skilled in the art will recognize that the chemical reactions described may be readily adapted to prepare a number of other MEK inhibitors of the invention, and alternative methods for
5 preparing the compounds of this invention are deemed to be within the scope of this invention. For example, the synthesis of non-exemplified compounds according to the invention may be successfully performed by modifications apparent to those skilled in the art, e.g., by appropriately protecting interfering groups, by utilizing other suitable reagents known in the art other than those described, and/or by making
10 routine modifications of reaction conditions. Alternatively, other reactions disclosed herein or known in the art will be recognized as having applicability for preparing other compounds of the invention.

In the examples described below, unless otherwise indicated all temperatures are set forth in degrees Celsius. Reagents were purchased from commercial suppliers
15 such as Aldrich Chemical Company, Lancaster, TCI or Maybridge, and were used without further purification unless otherwise indicated. Tetrahydrofuran (THF), N,N-dimethylformamide (DMF), dichloromethane, toluene, dioxane and 1,2-difluoroethane were purchased from Aldrich in Sure seal bottles and used as received.

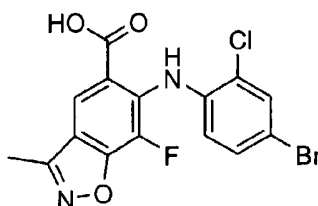
The reactions set forth below were done generally under a positive pressure of
20 nitrogen or argon or with a drying tube (unless otherwise stated) in anhydrous solvents, and the reaction flasks were typically fitted with rubber septa for the introduction of substrates and reagents via syringe. Glassware was oven dried and/or heat dried.

Column chromatography was done on a Biotage system (Manufacturer: Dyax
25 Corporation) having a silica gel column or on a silica SepPak cartridge (Waters).

¹H-NMR spectra were recorded on a Bruker instrument operating at 300 MHz or on a Varian instrument operating at 400 MHz. ¹H-NMR spectra were obtained as CDCl₃ solutions (reported in ppm), using chloroform as the reference standard (7.25 ppm). Other NMR solvents were used as needed. When peak multiplicities are
30 reported, the following abbreviations are used: s (singlet), d (doublet), t (triplet), m

(multiplet), br (broadened), dd (doublet of doublets), dt (doublet of triplets). Coupling constants, when given, are reported in Hertz (Hz).

Example 1



5

Synthesis of 6-(4-bromo-2-chlorophenylamino)-7-fluoro-3-methylbenzo[d]isoxazole-5-carboxylic acid (9a)

The reaction scheme for the synthesis of compound 9a is shown in Figure 1.

Step A: Preparation of 5-bromo-2,3,4-trifluorobenzoic acid (2): To a solution
10 of 1-bromo-2,3,4-trifluorobenzene (1) (5.0 mL, 41.7 mmol) in THF (120 mL) was
added LiHMDS (2.0 M solution, 21 mL, 42 mmol) at -78°C . After stirring for 1
hour at -78°C , the mixture was added to a solution of CO_2 in THF (1 L). The dry-ice
bath was removed and the reaction mixture stirred overnight at room temperature.
The reaction mixture was quenched with 10% aqueous HCl (835 mL), concentrated,
15 and washed with ether (250 mL). The combined organics were washed with 5%
aqueous NaOH (300 mL) and water (100 mL). The aqueous layer was acidified (pH
0) with concentrated HCl. The resulting suspension was extracted with ether (2 x 300
mL), dried over MgSO_4 , filtered, concentrated under reduced pressure to afford 7.70 g
(72% yield) of the desired product (2).

20 Step B: Preparation of 5-bromo-2-(2-chlorophenylamino)-3,4-difluorobenzoic acid (3): To a solution of LiHMDS (49.0 mL, 2 M in THF/heptane) in THF (40 mL)
was added 2-chlorophenylamine (6.50 mL, 60.6 mmol) at -78°C . After vigorous
stirring for 10 minutes, a solution of 5-bromo-2,3,4-trifluoro-benzoic acid (2) (7.70 g,
30.2 mmol) in THF (60 mL) was added. The dry-ice bath was removed and the
25 reaction mixture stirred for 4 hours at room temperature. The mixture was
concentrated, treated with 10% aqueous HCl (75 mL), and extracted with EtOAc.

The combined organic extracts were dried over MgSO_4 , filtered, and concentrated. Purification by trituration with boiling CH_2Cl_2 gave 7.24 g (66%) of the desired acid (3) as a yellow solid

Step C: Preparation of 5-bromo-2-(2-chlorophenylamino)-3,4-difluorobenzoic acid methyl ester (4): To a solution of 5-bromo-2-(2-chlorophenylamino)-3,4-difluorobenzoic acid (3) (4.50 g, 12.4 mmol) in a 3:1 mixture of THF:MeOH (32 mL) was added (trimethylsilyl)-diazomethane (8.10 ml of a 2 M solution in hexanes) at room temperature. After stirring for 2 hours, the reaction mixture was quenched with acetic acid, diluted with EtOAc, and washed with water. The organic layer was dried (MgSO₄) and concentrated under reduced pressure to give 4.35 g (93%) of the desired methyl ester (4).

Step D: Preparation of 2-(2-chlorophenylamino)-3,4-difluoro-5-trimethylsilanylethynylbenzoic acid methyl ester (5): A mixture of 5-bromo-2-(2-chlorophenylamino)-3,4-difluorobenzoic acid methyl ester (4) (101 mg, 0.268 mmol), TMS-acetylene (0.045 mL, 0.31 mmol), $\text{Pd}(\text{PPh}_3)_2\text{Cl}_2$ (18.7 mg, 0.0261 mmol), CuI (5.1 mg, 0.027 mmol), and *i*-Pr₂NH (0.075 mL, 0.53 mmol) in THF (1.5 mL) was stirred for 16 hours at room temperature. The reaction mixture was concentrated under reduced pressure, and diluted with EtOAc. The organic layer was washed with saturated aqueous NH_4Cl and brine, dried over MgSO_4 , and concentrated. Purification by flash column chromatography using the Biotage system (100% hexane to 1% EtOAc in hexane) gave 81.3 mg (77% yield) of the desired product (5).

Step E: Preparation of 5-acetyl-2-(2-chlorophenylamino)-3,4-difluorobenzoic acid methyl ester (6): A mixture of 2-(2-chlorophenylamino)-3,4-difluoro-5-trimethylsilanylethynylbenzoic acid methyl ester (5) (79.4 mg, 0.20 mmol), HgSO_4 (59.8 mg, 2.0 mmol), and conc. H_2SO_4 (0.02 mL, 0.40 mmol) in 80% aqueous acetone (2.5 mL), were refluxed for 48 hours. The reaction was concentrated under reduced pressure, and diluted with EtOAc. The organic layer was washed with water and brine, dried over MgSO_4 and concentrated to give 50.1 mg (73%) of the desired product (6).

Step F: Preparation of 6-(2-chlorophenylamino)-7-

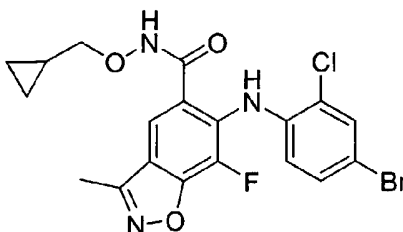
fluoromethylbenzo[d]isoxazole-5-carboxylic acid methyl ester (7): *t*-BuOK (0.47 mL, 1.0 M in THF) was added to propan-2-one oxime (35 mg, 0.47 mmol). After stirring for 30 minutes, THF (0.5 mL) was added, and the reaction mixture was cooled to -78 °C. A solution of 5-acetyl-2-(2-chlorophenylamino)-3,4-difluorobenzoic acid methyl ester (6) (50.0 mg, 0.147 mmol) in THF (1 mL) was added. The reaction mixture was slowly warmed to 0 °C and stirred for 2 hours. The reaction mixture was quenched with saturated aqueous NH₄Cl, diluted with EtOAc and water. The aqueous layer was separated and extracted with EtOAc. The combined organic extracts were dried over MgSO₄, filtered, and concentrated in vacuo to give the 5-acetyl-2-(2-chlorophenylamino)-3-fluoro-4-isopropylideneaminooxybenzoic acid methyl ester. The recovered oxime was suspended in a 1:1 mixture of 5% aqueous HCl and MeOH (30 ml) and heated to reflux. After 1 hour, the reaction mixture was cooled to room temperature and diluted with EtOAc. The organic layer was washed with water, dried (MgSO₄) and concentrated. Purification by flash column chromatography using the Biotage system (40% methylene chloride in hexanes) provided 17 mg (35% for two steps) of the desired product (7).

Step G: Preparation of 6-(4-bromo-2-chlorophenylamino)-7-fluoro-3-methylbenzo[d]isoxazole-5-carboxylic acid methyl ester (8a): 6-(2-Chlorophenylamino)-7-fluoro-3-methylbenzo[d]isoxazole-5-carboxylic acid methyl ester (7) (18.6 mg, 0.0556 mmol) and N-bromosuccinimide (12.0 mg, 0.0667 mmol) were stirred in DMF (1 mL) for 16 hours. The reaction mixture was diluted with EtOAc, and washed with water (2x). The organic layer was dried over MgSO₄, filtered, and concentrated. Purification by flash column chromatography using the Biotage system (10% EtOAc in hexanes) provided 12.6 mg (55%) of the desired product (8a).

Step H: Preparation of 6-(4-bromo-2-chlorophenylamino)-7-fluoro-3-methylbenzo[d]isoxazole-5-carboxylic acid (9a): To a solution of 6-(4-bromo-2-chlorophenylamino)-7-fluoro-3-methylbenzo[d]isoxazole-5-carboxylic acid methyl ester (8a) (200 mg, 0.48 mmol) in THF-water (3 mL/1.5 mL) was added aqueous LiOH (1 M, 1.00 mL) at room temperature. After 15 hours, the reaction mixture was acidified to pH 1 with aqueous HCl (1 M), diluted with water, and extracted with

EtOAc/THF. The organic layer was washed with water, dried over MgSO₄, filtered, and concentrated in vacuo to give 191.5 mg (99%) of the crude acid (9a) which was used without further purification. MS APCI (-) *m/z* 397, 399 (M⁺, Br, Cl pattern) detected. ¹H NMR (400 MHz, DMSO-*d*₆) δ 9.55 (s, 1H), 8.37 (s, 1H), 7.75 (s, 1H), 7.42 (d, 1H), 6.97 (t, 1H), 2.60 (s, 3H): ¹⁹F NMR (376 MHz, DMSO-*d*₆) -140.15 (s).

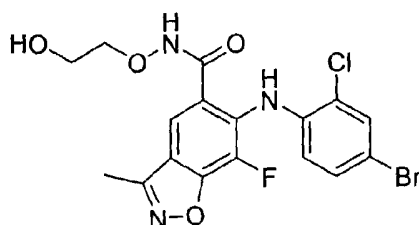
Example 2



Synthesis of 6-(4-bromo-2-chlorophenylamino)-7-fluoro-3-methylbenzo[d]isoxazole-5-carboxylic acid cyclopropylmethoxyamide (10a)

The reaction scheme for the synthesis of compound 10a is shown in Figure 1. To a solution of 6-(4-bromo-2-chlorophenylamino)-7-fluoro-3-methylbenzo[d]isoxazole-5-carboxylic acid (9a) (50.0 mg, 0.125 mmol) in DMF (1 mL) was added HOBt (24.6 mg, 0.161 mmol), Et₃N (0.060 mL, 0.43 mmol), O-cyclopropylmethyl-hydroxylamine (15.5 mg, 0.178 mmol), and 1-(3-dimethylaminopropyl)-3-ethylcarbodiimide hydrochloride (EDCI) (32.2 mg, 0.168 mmol) at room temperature. After 6 days, the reaction mixture was diluted with EtOAc, washed with saturated aqueous NH₄Cl, brine, saturated aqueous NaHCO₃, and brine. The organic layer was dried over MgSO₄, filtered, concentrated in vacuo, and purified by flash column chromatography using the Biotage system (0.5% MeOH in CH₂Cl₂) to give 27.6 mg (47% yield) of the desired product (10a). MS APCI (-) *m/z* 466, 468 (M⁺, Br, Cl pattern) detected. ¹H NMR (400 MHz, CD₃OD) δ 7.82 (s, 1H), 7.57 (d, 1H), 7.31 (dd, 1H), 6.74 (dd, 1H), 3.73 (d, 2H), 2.60 (s, 3H), 1.16 (m, 1H), 0.55 (m, 2H), 0.28 (m, 2H): ¹⁹F NMR (376 MHz, CD₃OD) -140.96 (s).

Example 3



5 **Synthesis of 6-(4-bromo-2-chlorophenylamino)-7-fluoro-3-methylbenzo[d]isoxazole-5-carboxylic acid (2-hydroxyethoxy)-amide (12a)**

The reaction scheme for the synthesis of compound 12a is shown in Figure 2.

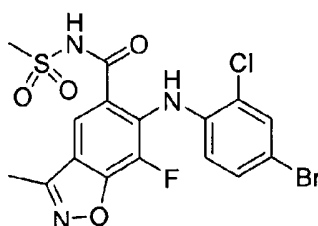
Step A: Preparation of 6-(4-bromo-2-chlorophenylamino)-7-fluoro-3-methylbenzo[d]isoxazole-5-carboxylic acid (2-vinyloxyethoxy)-amide (11a): To a solution
 10 of 6-(4-bromo-2-chlorophenylamino)-7-fluoro-3-methylbenzo[d]isoxazole-5-carboxylic acid (10a) (75.2 mg, 0.188 mmol) in DMF (1.5 mL) was added HOBT (38.2 mg, 0.249 mmol), Et₃N (0.080 mL, 0.571 mmol), O-(2-vinyloxyethyl)hydroxylamine (28.5 mg, 0.276 mmol), and EDCI (47.2 mg, 0.246 mmol) at room temperature. After 6 days, the reaction mixture was diluted with
 15 EtOAc, washed with saturated aqueous NH₄Cl, brine, saturated aqueous NaHCO₃, and brine. The organic layer was dried over MgSO₄, filtered, concentrated in vacuo, and purified by flash column chromatography using the Biotage system (3% MeOH in CH₂Cl₂) to give 57.8 mg (63%) of the desired product (11a).

Step B: Preparation of 6-(4-bromo-2-chlorophenylamino)-7-fluoro-3-methylbenzo[d]isoxazole-5-carboxylic acid (2-hydroxyethoxy)-amide (12a): A
 20 solution of 6-(4-bromo-2-chlorophenylamino)-7-fluoro-3-methylbenzo[d]isoxazole-5-carboxylic acid (2-vinyloxyethoxy) amide (11a) (55.4 mg, 0.114 mmol) and aqueous HCl (1 M, 0.23 mL) in EtOH (3 mL) was stirred for 2 hours at room temperature. The pH of the reaction mixture was adjusted to 6-7 with aqueous NaOH
 25 (2 M). The reaction was diluted with EtOAc. The organic layer was washed with water, dried over MgSO₄, filtered, and concentrated in vacuo to give 50.2 mg (96%)

yield) of the desired product (12a). MS APCI (-) m/z 456, 458 (M^+ , Br, Cl pattern) detected. ^1H NMR (400 MHz, CD_3OD) δ 7.87 (s, 1H), 7.57 (d, 1H), 7.31 (dd, 1H), 6.74 (dd, 1H), 4.01 (t, 2H), 3.74 (t, 2H), 2.60 (s, 3H): ^{19}F NMR (376 MHz, CD_3OD) – 140.85 (s).

5

Example 4



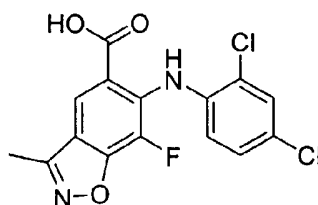
Synthesis of N-[6-(4-bromo-2-chlorophenylamino)-7-fluoro-3-methylbenzo[d]isoxazole-5-carbonyl]-methanesulfonamide (13a)

10

The reaction scheme for the synthesis of compound 13a is shown in Figure 3. A mixture of 6-(4-bromo-2-chlorophenylamino)-7-fluoro-3-methylbenzo[d]isoxazole-5-carboxylic acid (9a) (41 mg, 0.102 mmol) and carbonyldiimidazole (23 mg, 0.140 mmol) in THF (1 mL) was stirred at 50 °C in a sealed tube reactor. The reaction mixture was cooled to room temperature and methanesulfonamide (17 mg, 0.179 mmol) was added followed by DBU (0.025 mL, 0.164 mmol). After stirring at 50 °C for 1 hour, the reaction mixture was cooled to room temperature, and diluted with EtOAc. The organic layer was washed with water, 1 N HCl, and brine. The organic layer was dried (MgSO_4) and concentrated. Purification by flash column chromatography using the Biotage system (7% MeOH in CH_2Cl_2) provided 34 mg (65% yield) of the desired product (13a). MS APCI (-) m/z 474, 476 (M^+ , Br, Cl pattern) detected. ^1H NMR (400 MHz, CD_3OD) δ 8.27 (s, 1H), 7.53 (s, 1H), 7.27 (d, 1H), 6.73 (t, 1H), 3.11 (s, 3H), 2.55 (s, 3H): ^{19}F NMR (376 MHz, CD_3OD) –141.84 (s).

25

Example 5

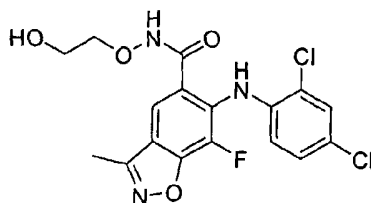


Synthesis of 6-(2,4-dichlorophenylamino)-7-fluoro-3-methylbenzo[d]isoxazole-5-carboxylic acid (9b)

The reaction scheme for the synthesis of compound 9b is shown in Figure 1.

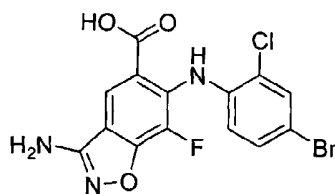
Step A: Preparation of 6-(2,4-dichlorophenylamino)-7-fluoro-3-methylbenzo[d]isoxazole-5-carboxylic acid methyl ester (8b): 6-(2-Chlorophenylamino)-7-fluoro-3-methylbenzo[d]isoxazole-5-carboxylic acid methyl ester (7) (129 mg, 0.384 mmol) and *N*-chlorosuccinimide (57 mg, 0.421 mmol) were stirred in DMF (5 mL) for 16 hours. Concentrated HCl (3 μ L) was added and the reaction mixture stirred 2 hours. The reaction mixture was diluted with EtOAc, and washed with water (2x). The organic layer was dried over MgSO₄, filtered, and concentrated. Purification by flash column chromatography using the Biotage system (5% EtOAc in hexanes) provided 73 mg (52%) the desired product (8b).

Step B: Preparation of 6-(2,4-dichlorophenylamino)-7-fluoro-3-methylbenzo[d]isoxazole-5-carboxylic acid (9b): Compound 9b was prepared according to Step H of Example 1 using 6-(2,4-dichlorophenylamino)-7-fluoro-3-methylbenzo[d]isoxazole-5-carboxylic acid methyl ester (8b) to provide 68 mg (98% yield) of the desired product (9b). MS APCI (-) *m/z* 353, 355 (M⁺, Br, Cl pattern) detected. ¹H NMR (400 MHz, DMSO-*d*₆) δ 9.58 (s, 1H), 8.34 (s, 1H), 7.65 (d, 1H), 7.31 (dd, 1H), 7.04 (dd, 1H), 2.60 (s, 3H). ¹⁹F NMR (376 MHz, DMSO-*d*₆) -140.36 (s).

Example 6

Synthesis of 6-(2,4-dichlorophenylamino)-7-fluoro-3-methylbenzo[d]isoxazole-5-carboxylic acid (2-hydroxyethoxy)amide (12b)

The reaction scheme for the synthesis of compound 12b, as shown in Figure 4, was carried out according to Steps A and B of Example 3 using 6-(2,4-dichlorophenylamino)-7-fluoro-3-methylbenzo[d]isoxazole-5-carboxylic acid (9b) as the starting material to provide 29 mg (38% yield for two steps) of 12b. MS APCI (-) m/z 412, 414 (M⁺, Br, Cl pattern) detected. ¹H NMR (400 MHz, CD₃OD) δ 7.87 (s, 1H), 7.45 (m, 1H), 7.19 (m, 1H), 6.80 (m, 1H), 4.02 (t, 2H), 3.75 (t, 2H), 2.60 (s, 3H): ¹⁹F NMR (376 MHz, CD₃OD) -141.05 (s).

Example 7

Synthesis of 3-amino-6-(4-bromo-2-chlorophenylamino)-7-fluorobenzo[d]isoxazole-5-carboxylic acid (19)

The reaction scheme for the synthesis of compound 19 is shown in Figure 5.

Step A: Preparation of 2-(2-chlorophenylamino)-5-cyano-3,4-difluorobenzoic acid methyl ester (15): A mixture of 5-bromo-2-(2-chlorophenylamino)-3,4-difluorobenzoic acid methyl ester (14) (3.01 g, 7.99 mmol), 1,1'-

bis(diphenylphosphino) ferrocene (dppf) (93 mg, 0.162 mmol), Pd₂dba₃ (73 mg, 0.080 mmol) and Zn(CN)₂ (573 mg, 4.78 mmol) in 1-methyl-2-pyrrolidinone (NMP: 4.5 mL) was heated in a sealed tube reactor. After 20 hours, the reaction mixture was cooled to room temperature, quenched by the addition of 8 mL 4:1:4 (volume) mixture of saturated NH₄Cl, concentrated NH₄OH and water, and extracted with a mixture of EtOAc/THF. The combined organic extracts were washed with 4:1:4 (volume) mixture of saturated NH₄Cl, concentrated NH₄OH and water, and brine. The organic layer was dried (MgSO₄) and concentrated. Purification by flash column chromatography using the Biotage system (twice: 100% hexanes to 35% CH₂Cl₂ in hexanes, then 30% CH₂Cl₂ in hexanes) provided 1.33 g (52%) of the desired product (15).

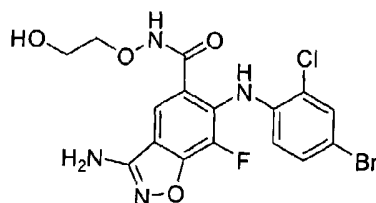
Step B: Preparation of 3-amino-6-(2-chlorophenylamino)-7-fluorobenzo[d]isoxazole-5-carboxylic acid methyl ester (17): t-BuOK (3.80 mL of a 1.0 M solution in THF) was added to a stirred solution of propan-2-one oxime (285 mg, 3.82 mmol) in THF (5 mL) at room temperature. The reaction mixture was further diluted with THF (20 mL) and after 30 minutes cooled to 0 °C. A solution of 2-(2-chlorophenylamino)-5-cyano-3,4-difluorobenzoic acid methyl ester (15) (600 mg, 1.86 mmol) in THF (5 mL) was added. The reaction mixture was slowly warmed to room temperature. After 90 minutes, the reaction mixture was quenched with saturated NH₄Cl and diluted with EtOAc. The organic layer was washed with saturated NH₄Cl and brine, dried (MgSO₄) and concentrated. The residue (16) was diluted with MeOH (10 mL) and a solution of 2 M HCl in diethyl ether (10 mL) was added. After 16 hours, the reaction mixture was diluted with EtOAc, washed with water, saturated NaHCO₃ and water. The organic layer was dried (MgSO₄) and concentrated. Purification by flash column chromatography using the Biotage system (1.5% MeOH in CH₂Cl₂) provided 399 mg (64%) of the desired product (17).

Step C: Preparation of 3-amino-6-(4-bromo-2-chlorophenylamino)-7-fluorobenzo[d]isoxazole-5-carboxylic acid methyl ester (18): Compound 18 was prepared according to Step G of Example 1 using compound 17 as the starting material.

Step D: Preparation of 3-amino-6-(4-bromo-2-chlorophenylamino)-7-

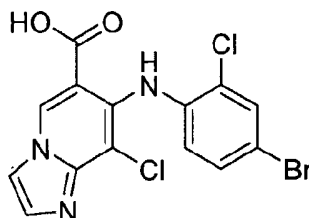
fluorobenzo[d]isoxazole-5-carboxylic acid (19): Compound 19 was prepared according to Step H of Example 1 using 3-amino-6-(4-bromo-2-chlorophenylamino)-7-fluorobenzo[d]isoxazole-5-carboxylic acid methyl ester (18) as the starting material to provide 188 mg (98% yield) of compound 19. MS APCI (-) m/z 398, 400 (M^+ , Br, Cl pattern) detected. 1H NMR (400 MHz, DMSO- d_6) δ 9.47 (s, 1H), 8.49 (s, 1H), 7.73 (m, 1H), 7.41 (dd, 1H), 6.92 (t, 1H), 6.76 (s, 2H): ^{19}F NMR (376 MHz, DMSO- d_6) -141.48 (s).

Example 8



Synthesis of 3-amino-6-(4-bromo-2-chloro-phenylamino)-7-fluorobenzo[d]isoxazole-5-carboxylic acid (2-hydroxyethoxy)-amide (21)

The reaction scheme for the synthesis of compound 21, as shown in Figure 6, was accomplished according to Steps A and B of Example 3 using 3-amino-6-(4-bromo-2-chlorophenylamino)-7-fluorobenzo[d]isoxazole-5-carboxylic acid (19) as the starting material to provide 16 mg (23% yield for two steps) of compound 21. MS APCI (-) m/z 457, 459 (M^+ , Br, Cl pattern) detected. 1H NMR (400 MHz, DMSO- d_6) δ 11.92 (s, 1H), 8.59 (s, 1H), 7.94 (s, 1H), 7.69 (s, 1H), 7.36 (d, 1H), 6.75 (dd, 1H), 6.71 (s, 2H), 4.73 (s, 1H), 3.87 (s, 2H), 3.59 (s, 2H): ^{19}F NMR (376 MHz, DMSO- d_6) -140.64 (s).

Example 9**Synthesis of 7-(4-bromo-2-chlorophenylamino)-8-chloroimidazo[1,2-a]pyridine-6-carboxylic acid (30)**

5

The reaction scheme for the synthesis of compound 30 is shown in Figure 7.

Step A: Preparation of 4,6-dichloronicotinic acid ethyl ester (22): POCl₃ (100 mL, 1092 mmol) was added to 4,6-dihydroxynicotinic acid ethyl ester (*J. Heterocyclic Chem.* **1983**, 20, 1363) (20.0 g, 109 mmol). The resulting suspension was cooled to 0 °C and triethylamine (15.2 mL, 109 mmol) was added dropwise at such a rate as to maintain the internal reaction mixture temperature below 25 °C. Upon completion of addition, the reaction mixture was warmed to room temperature and then to 80 °C. After 4 hours, the reaction mixture was cooled to room temperature and stirred for 16 hours. The reaction mixture was carefully poured onto 2 L crushed ice. The mixture was extracted with EtOAc and diethyl ether. The combined organic extracts were washed with brine, dried (Na₂SO₄) and concentrated. The dark brown liquid was purified by passing through a plug of silica gel (CH₂Cl₂) to give the desired product (22) as a low melting yellow solid (18.7 g, 78%).

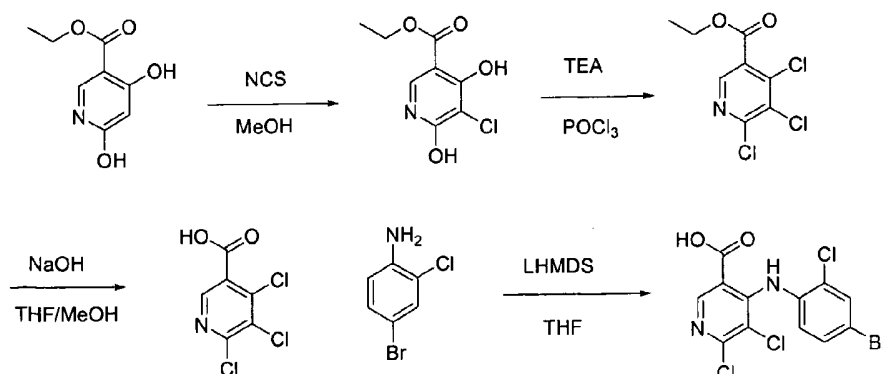
Step B: Preparation of 4,6-dichloronicotinic acid (23): Sodium hydroxide (40 mL, 6.25 M solution) was added to a stirred solution of 4,6-dichloronicotinic acid ethyl ester (22) (25.95 g, 118 mmol) in 4:1:1 THF/MeOH/water (600 mL). After 30 minutes, the reaction mixture was acidified to pH 2 with concentrated HCl, diluted with 1:1 EtOAc/Et₂O and washed with water and brine. The organic layer was dried (Na₂SO₄) and concentrated. The resulting off-white solid was twice concentrated from toluene to give the desired product (23) as a white solid (21.73 g, 96%).

Step C: Preparation of 4-(4-bromo-2-chlorophenylamino)-6-chloronicotinic

acid hydrochloride salt (24): LiHMDS (261 mL of a 1 M solution in hexanes) was added dropwise over 30 minutes to a solution of 4-bromo-2-chlorophenylamine (35.0 g, 172 mmol) in THF (80 mL) at -78°C . After 1 hour, 4,6-dichloronicotinic acid (23) (15.7 g, 81.7 mmol) was added dropwise over 30 minutes. The reaction mixture was slowly warmed to room temperature and stirred 16 hours. The reaction mixture was quenched with water, diluted with EtOAc and acidified with 1 M HCl. The resulting precipitate was isolated by filtration and washed with EtOAc. The solids were twice concentrated from toluene, triturated with CH_2Cl_2 and collected by filtration. The solids were further concentrated from toluene (3x) followed by drying *in vacuo* to give the desired product (24) containing a small amount of water (36.0 g).

Step D. Preparation of 4-(4-bromo-2-chlorophenylamino)-5,6-dichloronicotinic acid (25): *N*-Chlorosuccinimide was (13.0 g, 99.0 mmol) added to a suspension of 4-(4-bromo-2-chlorophenylamino)-6-chloronicotinic acid (24) (32.54 g, 89.9 mmol) in DMF (500 mL). The suspension was allowed to stir at room temperature overnight. The reaction mixture was diluted with saturated sodium bisulfite (200 mL) and water (1L) resulting in formation of a thick white precipitate which was isolated by filtration and washed with water. The solids were dissolved into THF. Two volumes of diethyl ether were added and the organic solution washed with brine, dried over NaSO_4 , filtered, and concentrated *in vacuo* to provide an orange solid. The solid was triturated with diethyl ether to provide the desired product as an off-white solid (25) (13.34 g, 37%). MS (APCI-) m/z 393, 395, 397 (M $^-$; Cl, Br pattern) detected.

Alternatively, 4-(4-bromo-2-chlorophenylamino)-5,6-dichloronicotinic acid (25) can be synthesized by the route and procedure described below.



N-Chlorosuccinimide (56.5 g, 423 mmol) was added portionwise to a suspension of 4,6-dihydroxynicotinic acid ethyl ester (70.5 g, 385 mmol) in DMF (705 mL). Concentrated HCl (3.20 mL, 38.5 mmol) was added. After stirring for 2.5 hours, the product was precipitated with water and Na₂S₂O₃ (70 mL). The slurry was acidified to pH 3 with 2 M HCl (30 mL). 5-Chloro-4,6-dihydroxynicotinic acid ethyl ester, the desired product was isolated as a pale yellow solid (75.7 g, 90%) by filtration. MS ESI (+) *m/z* 218, 220 (M⁺, Cl pattern) detected.

5-Chloro-4,6-dihydroxynicotinic acid ethyl ester (8.05 g, 37 mmol) was suspended in phosphorous oxychloride (30 mL, 296 mmol). The mixture was cooled to 0 °C and triethylamine (5.16 mL, 37.0 mmol) was added. The reaction was heated to 60 °C for three hours. The solution was cooled to room temperature, poured onto ice, stirred for 15 minutes and extracted with ethyl acetate (2x) and diethyl ether (1x). The combined organic extracts were washed with brine (3x), dried over Na₂SO₄ and concentrated to a brown liquid. The crude product was passed through a plug of silica gel eluting with dichloromethane. 4,5,6-Trichloronicotinic acid ethyl ester, the desired product was obtained as a yellow liquid (7.76 g, 82%).

Sodium hydroxide (1.0 M solution, 61.0 mL, 61.0 mmol) was added to a solution of 4,5,6-trichloro-nicotinic acid ethyl ester (7.76 g, 30.5 mmol) in 4:1 THF/MeOH (150 mL). After stirring for 30 minutes, the reaction was acidified to pH 1 by addition of concentrated HCl, diluted with ethyl acetate, washed with water (3x) and brine (2x), dried over Na₂SO₄ and concentrated to provide the desired product, 4,5,6-trichloronicotinic acid, as an off white solid (6.77 g, 98%).

LiHMDS (1.0 M solution in hexanes, 53.0 mL, 53.0 mmol) was added dropwise to a stirred solution of 4-bromo-2-chlorophenylamine (7.10 g, 35.0 mmol) in THF (15 mL) cooled to -78°C . After one hour, 4,5,6-trichloronicotinic acid (3.73 g, 16.5 mmol) was added dropwise as a solution in THF (12 mL). The reaction was
5 allowed to warm to room temperature slowly while stirring overnight. The suspension was diluted with 1 M HCl and ethyl acetate, and the aqueous phase was extracted with ethyl acetate (3x). The combined organic phases were dried over Na_2SO_4 and concentrated to a tan solid. The solid was triturated with diethyl ether overnight and the solids were isolated by filtration to provide the desired product (25)
10 as a tan-colored solid (4.85 g, 75%). MS APCI (-) m/z 395, 397 (M-, Cl, Br pattern) detected.

Step E. Preparation of 4-(4-bromo-2-chlorophenylamino)-5,6-dichloronicotinic acid methyl ester (26): Trimethylsilyldiazomethane (2.0 M solution in hexanes, 37 mL, 74 mmol) was added slowly to a suspension of 4-(4-bromo-2-chloro-phenylamino)-5,6-dichloro-nicotinic acid (25) (14.67 g, 37 mmol). After the
15 addition was complete the resulting slurry was diluted with hexanes (600 mL) and the solids isolated by filtration washing with hexanes. The desired product was isolated as an off-white solid (10.06 g). The hexanes washes were concentrated and the solids passed through a plug of silica gel eluting with dichloromethane. Concentration of
20 the product-containing fractions provided an additional 3.83 g desired product (26) for a total of 13.89 g (91%). MS (APCI+) m/z 409, 411, 413 (M+, Cl, Br pattern) detected.

Step F. Preparation of 6-azido-4-(4-bromo-2-chlorophenylamino)-5-chloronicotinic acid methyl ester (27): Sodium azide (4.4 g, 68 mmol) was added to a
25 suspension of 4-(4-bromo-2-chlorophenylamino)-5,6-dichloronicotinic acid methyl ester (26) (13.89 g, 33.8 mmol) in DMF (200 mL) and the mixture allowed to stir at room temperature overnight. The solution was diluted with water (600 mL) and the resulting white precipitate was collected by filtration and washed with water. The solids were dissolved into THF. Two volumes of diethyl ether were added and the
30 organic solution washed with brine, dried over NaSO_4 , filtered, and concentrated in vacuo to the desired product (27) as a light yellow solid (12.94 g, 92%).

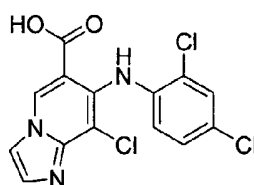
Step G. Preparation of 6-Amino-4-(4-bromo-2-chlorophenylamino)-5-chloro-nicotinic acid methyl ester (28): Zinc powder (10 g, 155 mmol) was added portionwise to a suspension of 6-azido-4-(4-bromo-2-chlorophenylamino)-5-chloronicotinic acid methyl ester (27) (12.94 g, 31 mmol) in 3:1
5 dichloromethane/acetic acid (300 mL). After fifteen minutes the reaction mixture was poured into 700 mL ethyl acetate, washed with water, saturated sodium bicarbonate and brine. The organic solution was dried over NaSO₄, filtered, and concentrated in vacuo to provide the desired product (28) as an off-white solid (11.85 g, 98%). MS (APCI+) *m/z* 390, 392, 394 (M⁺; Cl, Br pattern) detected.

10 Step H. Preparation of 7-(4-bromo-2-chlorophenylamino)-8-chloroimidazo[1,2-a]pyridine-6-carboxylic acid methyl ester (29): Chloroacetaldehyde (50% aqueous solution, 0.70 mL, 5.7 mmol) was added to a suspension of 6-amino-4-(4-bromo-2-chlorophenylamino)-5-chloronicotinic acid methyl ester (28) in DMF (7 mL) contained in a sealed tube. The reaction mixture
15 was heated at 80°C for four hours and then allowed to cool to room temperature and stir overnight. The dark brown solution was diluted with water (70 mL) the resulting light brown precipitate was collected by filtration and washed with water. The solids were dissolved into THF. Two volumes of ethyl acetate were added and the organic solution washed with brine, dried over NaSO₄, filtered, and concentrated in vacuo to
20 provide a brown solid. The aqueous filtrate was extracted with ethyl acetate and the organic extracts were dried over NaSO₄, filtered, and concentrated in vacuo. This material was combined with the previously isolated brown solid and the combined material subjected to column chromatography (dichloromethane, followed by 20:1 dichloromethane/methanol). The desired product (29) was isolated as a light yellow
25 solid (0.752 g, 64%). MS (APCI+) *m/z* 414, 416, 418 (M⁺; Cl, Br pattern) detected.

Step I. Preparation of 7-(4-bromo-2-chlorophenylamino)-8-chloroimidazo[1,2-a]pyridine-6-carboxylic acid (30): Sodium hydroxide (1.0 M aqueous solution, 14.6 mL, 14.6 mmol) was added to a solution of 7-(4-bromo-2-chlorophenylamino)-8-chloroimidazo[1,2-a]pyridine-6-carboxylic acid methyl ester
30 (29) in methanol (30 mL) and the solution allowed to stir at room temperature overnight. Methanol was removed by rotary evaporation and the solution diluted

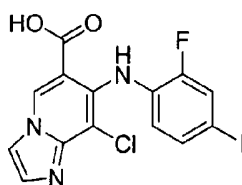
with water and acidified to pH 2 by addition of 1.0 M HCl. The aqueous suspension was extracted with 4:1 ethyl acetate/THF. The organic extracts were washed with brine, dried over NaSO₄, filtered, and concentrated in vacuo to provide the desired product as a light orange solid (30). MS (APCI+) *m/z* 400, 402, 404 (M+: Cl, Br pattern) detected. ¹H NMR (400 MHz, methanol-d₄) δ 9.01 (s, 1H), 7.83 (s, 1H), 7.51 (s, 2H), 7.25 (d, 1H), 6.60 (d, 1H).

The following compounds were synthesized in a similar manner as shown in Figure 7.



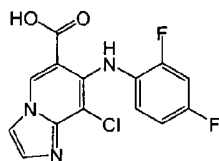
8-Chloro-7-(2,4-dichlorophenylamino)-imidazo[1,2-a]pyridine-6-carboxylic acid

MS APCI (+) *m/z* 356, 358 (M+, Cl pattern) detected. ¹H NMR (400 MHz, CD₃OD) δ 9.16 (s, 1H), 8.00 (d, 1H), 7.72 (d, 1H), 7.51 (d, 1H), 7.25 (dd, 1H), 7.02 (d, 1H).



8-Chloro-7-(2-fluoro-4-iodophenylamino)-imidazo[1,2-a]pyridine-6-carboxylic acid

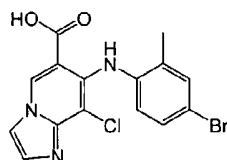
MS APCI (+) *m/z* 432, 434 (M+, Cl pattern) detected. ¹H NMR (400 MHz, DMSO-d₆) δ 9.31 (s, 1H), 8.11 (s, 1H), 7.71 (s, 1H), 7.61 (d, 1H), 7.37 (d, 1H), 6.62 (t, 1H).



8-Chloro-7-(2,4-difluorophenylamino)-imidazo[1,2-a]pyridine-6-carboxylic acid

MS APCI (+) m/z 324, 326 (M^+ , Cl pattern) detected. ^1H NMR (400 MHz, DMSO- d_6) δ 9.27 (s, 1H), 8.06 (s, 1H), 7.65 (s, 1H), 7.29 (t, 1H), 6.96 (m, 2H). ^{19}F

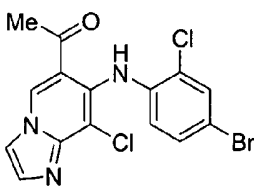
5 (376 MHz, DMSO- d_6) -118.9 (s), -124.8 (s).



7-(4-Bromo-2-methylphenylamino)-8-chloroimidazo[1,2-a]pyridine-6-carboxylic acid

10 MS APCI (+) m/z 380, 382 (M^+ , Cl, Br pattern) detected. ^1H NMR (400 MHz, DMSO- d_6) δ 9.31 (s, 1H), 8.09 (s, 1H), 7.69 (s, 1H), 7.42 (s, 1H), 7.24 (d, 1H), 6.64 (d, 1H), 2.28 (s, 3H).

Example 10



15

1-[7-(4-Bromo-2-chlorophenylamino)-8-chloroimidazo[1,2-a]pyridin-6-yl]-ethanone

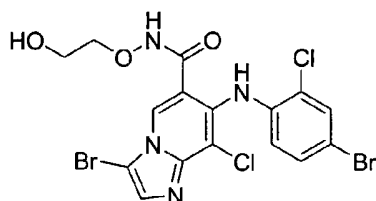
This compound is prepared from compound 29, the product of Example 9,

Step H. Tebbe reagent (μ -chloro- μ -methylene[bis(cyclopentadienyl)titanium]dimethyl-aluminum, 1 M solution in

20

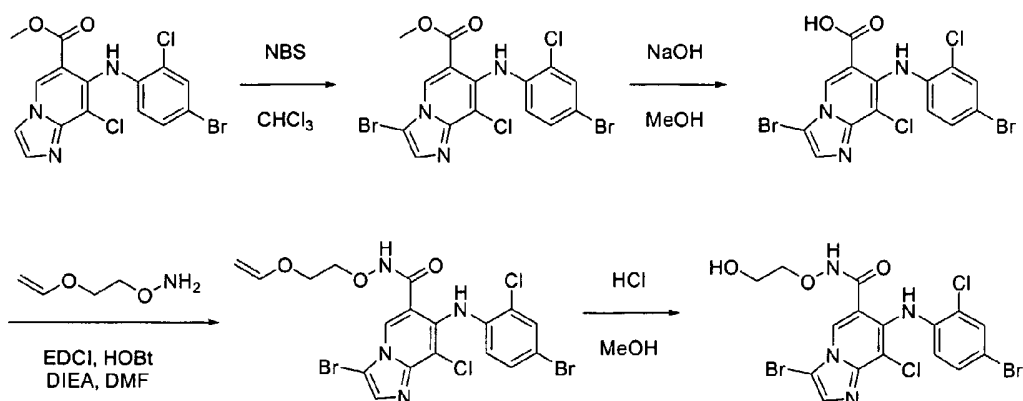
toluene, 0.12 mL, 0.12 mmol) was added to a solution of 7-(4-bromo-2-chlorophenylamino)-8-chloro-imidazo[1,2-a]pyridine-6-carboxylic acid methyl ester (29) (25 mg, 0.061 mmol) in THF (1 mL) cooled to 0 °C. The reaction mixture was warmed to room temperature and stirred for 1.5 hours. HCl (10% aqueous solution, 1 mL) was added and the mixture stirred for 16 hours. The reaction was diluted with ethyl acetate, washed with saturated aqueous sodium carbonate, dried over MgSO₄, and concentrated. The crude material was purified by flash column chromatography (dichloromethane to 100:1 dichloromethane/methanol) to provide the desired product (6.8 mg, 28%). MS APCI (-) *m/z* 396, 398, 400 (M-, Cl, Br pattern) detected. ¹H NMR (400 MHz, CDCl₃) δ 9.05 (br s, 1H), 8.81 (s, 1H), 7.71 (s, 2H), 7.55 (d, 1H), 7.22 (dd, 1H), 6.55 (d, 1H), 2.67 (s, 3H).

Example 11



15 3-Bromo-7-(4-bromo-2-chlorophenylamino)-8-chloro-imidazo[1,2-a]pyridine-6-carboxylic acid (2-hydroxyethoxy)-amide

The reaction scheme for the synthesis of this compound is shown below.

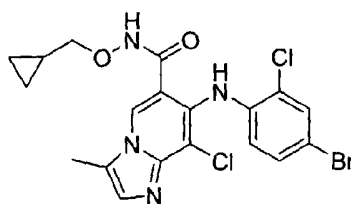


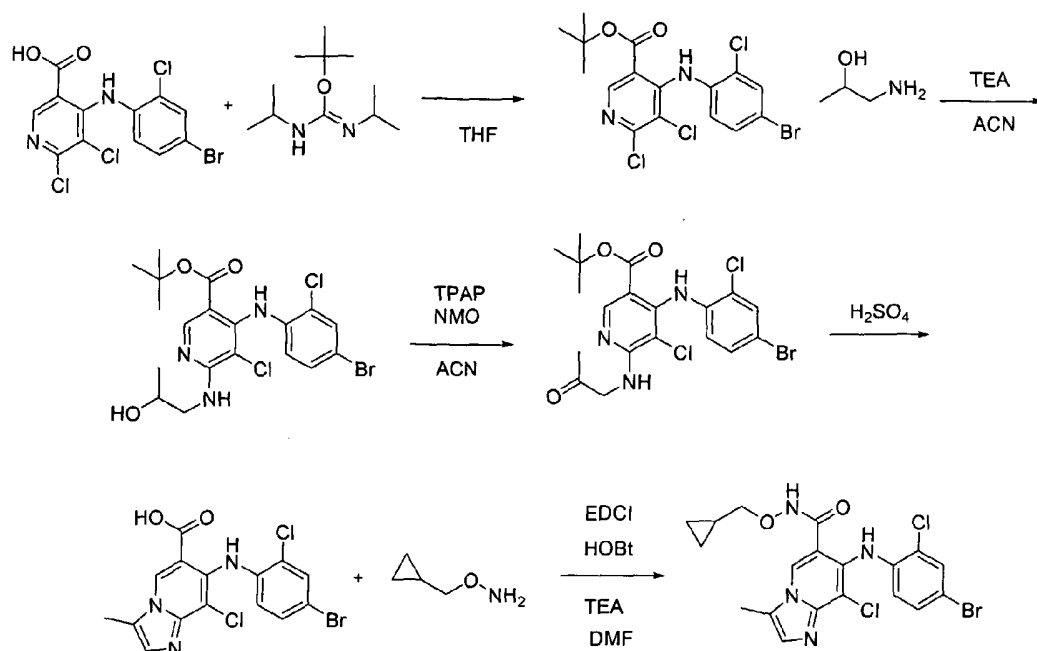
Step A: Preparation of 3-bromo-7-(4-bromo-2-chlorophenylamino)-8-chloroimidazo[1,2-a]pyridine-6-carboxylic acid methyl ester. *N*-bromosuccinimide (14 mg, 0.080 mmol) was added to a solution of 7-(4-bromo-2-chlorophenylamino)-8-chloroimidazo[1,2-a]pyridine-6-carboxylic acid methyl ester (30 mg, 0.072 mmol) in chloroform (1.0 mL). After stirring for five hours the reaction was diluted with ethyl acetate, washed with NaHSO₃, brine, dried over Na₂SO₄, and concentrated to a yellow solid (33 mg, 92%). MS APCI (+) *m/z* 494, 496, 498 (M⁺, Cl, Br pattern) detected.

¹H NMR (400 MHz, CDCl₃) δ 8.82 (s, 1H), 8.65 (s, 1H), 7.67 (s, 1H), 7.55 (dd, 1H), 7.22 (dd, 1H), 6.53 (d, 1H), 3.98 (s, 3H).

Step B: Preparation of 3-bromo-7-(4-bromo-2-chlorophenylamino)-8-chloroimidazo[1,2-a]pyridine-6-carboxylic acid (2-hydroxyethoxy)-amide. The synthesis of the title compound was carried out according to Step H of Example 1 and Steps A and B of Example 3 using 3-bromo-7-(4-bromo-2-chlorophenylamino)-8-chloroimidazo[1,2-a]pyridine-6-carboxylic acid methyl ester as the starting material to provide 20 mg of desired product as a light yellow solid. MS APCI (+) *m/z* 539, 541, 543 (M⁺, Cl, Br pattern) detected.

20

Example 12



- Step A: Preparation of 4-(4-bromo-2-chlorophenylamino)-5,6-
 5 dichloronicotinic acid tert-butyl ester. 2-tert-Butyl-1,3-diisopropyl-isourea (10.6 g, 53 mmol) was added to a solution of 4-(4-bromo-2-chloro-phenylamino)-5,6-dichloro-nicotinic acid (4.21 g, 10.6 mmol) in THF (200 mL). The reaction was heated to reflux. After 30 minutes the reaction was cooled to room temperature and diluted with EtOAc. The organic layer was washed with saturated K_2CO_3 (2x), brine, dried
 10 over Na_2SO_4 and concentrated. The yellow solid was triturated with dichloromethane and white solids were removed by filtration. The filtrate was concentrated in vacuo to yield the desired product as a yellow solid (5.53 g, 97%). MS APCI (-) m/z 451, 453 (M-, Cl, Br pattern) detected.

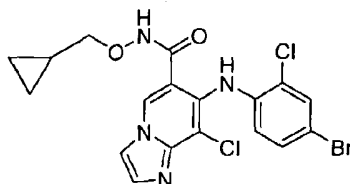
- Step B: Preparation of 4-(4-bromo-2-chlorophenylamino)-5-chloro-6-(2-
 15 hydroxypropylamino)-nicotinic acid tert-butyl ester. 1-Amino-propan-2-ol (2.44 g, 30.3 mmol) and triethylamine (0.42 mL, 3.03 mmol) were added to a solution of 4-(4-bromo-2-chlorophenylamino)-5,6-dichloro-nicotinic acid tert-butyl ester (1.37 g, 3.03 mmol) in acetonitrile (30 mL). The reaction was heated to reflux. After 23 hours the reaction was cooled to room temperature and diluted with EtOAc, washed with

saturated NaHCO₃, water, brine, dried over Na₂SO₄ and concentrated to a white solid. Purification by flash column chromatography (20:1 dichloromethane/methanol) provided the desired product as a white solid (1.11 g, 75%). MS APCI (+) *m/z* 492, 494 (M⁺, Cl, Br pattern) detected.

5 Step C: Preparation of 4-(4-bromo-2-chlorophenylamino)-5-chloro-6-(2-oxopropylamino)-nicotinic acid tert-butyl ester. To a solution of 4-(4-bromo-2-chlorophenylamino)-5-chloro-6-(2-hydroxypropylamino)-nicotinic acid tert-butyl ester (0.28 g, 0.57 mmol) in acetonitrile (1.1 mL) was added 4Å molecular sieves and *N*-methylmorpholine (0.10 g, 0.85 mmol). The mixture was cooled to 0 °C and
10 tetrapropylammonium perruthenate (0.030 g, 0.085 mmol) was added. After stirring for one hour, the reaction was filtered through a plug of silica gel, washing with EtOAc. The filtrate was concentrated. Purification by flash column chromatography (20:1 hexanes/ethyl acetate) provided the desired product as a white solid (86 mg, 31%). MS APCI (+) *m/z* 490, 492 (M⁺, Cl, Br pattern) detected.

15 Step D: Preparation of 7-(4-bromo-2-chlorophenylamino)-8-chloro-3-methylimidazo[1,2-*a*]pyridine-6-carboxylic acid. 4-(4-Bromo-2-chlorophenylamino)-5-chloro-6-(2-oxopropylamino)-nicotinic acid tert-butyl ester (0.075 g, 0.15 mmol) was dissolved into concentrated H₂SO₄ (0.50 mL). After ten minutes, ice and water were added and the mixture was stirred for ten minutes. The mixture was diluted with EtOAc,
20 neutralized with 1 M NaOH, washed with brine, dried over Na₂SO₄ and concentrated to provide the desired product as an off-white solid. MS APCI (+) *m/z* 416, 418 (M⁺, Cl, Br pattern) detected.

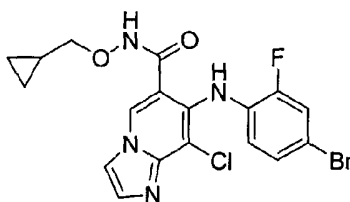
 Step E: Preparation of 7-(4-bromo-2-chlorophenylamino)-8-chloro-3-methylimidazo[1,2-*a*]pyridine-6-carboxylic acid cyclopropylmethoxy-amide. The
25 synthesis of the title compound was carried out according to Example 2 using 7-(4-bromo-2-chlorophenylamino)-8-chloro-3-methylimidazo[1,2-*a*]pyridine-6-carboxylic acid as the starting material to provide 8 mg (18%) of desired product as a yellow solid. MS APCI (+) *m/z* 485, 487 (M⁺, Cl, Br pattern) detected. ¹H NMR (400 MHz, CDCl₃) δ 8.68 (s, 1H), 7.72 (m, 1H), 7.54 (m, 1H), 7.20 (dd, 1H), 6.42 (d, 1H), 3.58
30 (d, 2H), 2.57 (s, 3H), 0.64 (m, 1H), 0.57 (m, 2H), 0.23 (m, 2H).

Example 13

5 **Synthesis of 7-(4-bromo-2-chlorophenylamino)-8-chloroimidazo[1,2-a]pyridine-6-carboxylic acid cyclopropylmethoxyamide (31)**

Figure 8 shows the reaction scheme for the synthesis of compound 31, which was prepared according to the method of Example 2, using 7-(4-bromo-2-chlorophenylamino)-8-chloroimidazo[1,2-a]pyridine-6-carboxylic acid (30) as the starting material to provide 4.1 g (53% yield) of compound 31. MS (APCI-) *m/z* 467, 469, 471 (*M*-: Cl, Br pattern) detected. ¹H NMR (400 MHz, CD₃OD) δ 8.76 (s, 1H), 7.95 (d, 1H), 7.64 (d, 1H), 7.56 (d, 1H), 7.26 (dd, 1H), 6.56 (d, 1H), 3.57 (d, 2H), 1.10 (m, 1H), 0.54 (m, 2H), 0.24 (m, 2H).

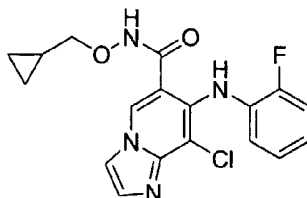
The following compounds were synthesized in a similar manner as shown in Figure 7, 8, and 9 using the appropriate aniline in Step C of Example 9.



7-(4-Bromo-2-fluorophenylamino)-8-chloroimidazo[1,2-a]pyridine-6-carboxylic acid cyclopropylmethoxyamide

20 MS ESI (+) *m/z* 453, 455, 457 (*M*⁺, Cl, Br pattern) detected. ¹H NMR (400 MHz, CD₃OD) δ 8.70 (s, 1H), 7.95 (s, 1H), 7.67 (s, 1H), 7.34 (m, 1H), 7.20 (m, 1H), 6.79 (m, 1H), 3.49 (m, 2H), 1.08 (m, 1H), 0.55 (m, 2H), 0.26 (m, 2H). ¹⁹F NMR (376

MHz, CD₃OD) δ -127.4.

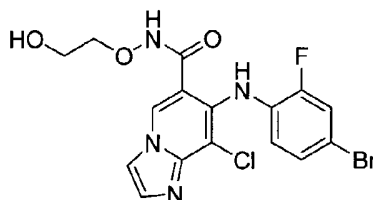


**8-chloro-7-(2-fluorophenylamino)-imidazo[1,2-a]pyridine-6-carboxylic acid
cyclopropylmethoxy-amide**

5

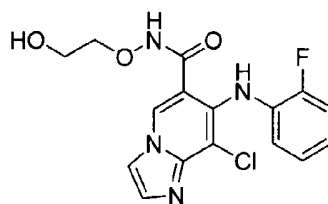
MS ESI (+) m/z 375, 377 (M⁺, Cl pattern) detected. ¹H NMR (400 MHz, CD₃OD) δ 8.70 (s, 1H), 7.91 (s, 1H), 7.60 (s, 1H), 7.09 (m, 1H), 7.00 (m, 1H), 6.95 (m, 1H), 6.77 (m, 1H), 3.47 (d, 2H), 1.05 (m, 1H), 0.51 (m, 2H), 0.22 (m, 2H). ¹⁹F NMR (376 MHz, CD₃OD) δ -132.1.

10



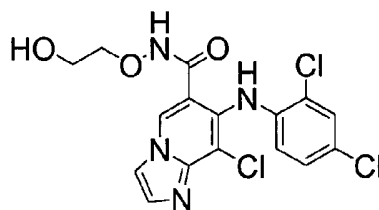
**7-(4-bromo-2-fluorophenylamino)-8-chloroimidazo[1,2-a]pyridine-6-carboxylic
acid (2-hydroxyethoxy)-amide**

MS ESI (+) m/z 443, 445, 447 (M⁺, Cl, Br pattern) detected. ¹H NMR (400
15 MHz, CD₃OD) δ 8.74 (s, 1H), 7.91 (s, 1H), 7.61 (s, 1H), 7.32 (m, 1H), 7.16 (m, 1H),
6.68 (m, 1H), 3.84 (t, 2H), 3.66 (t, 2H). ¹⁹F NMR (376 MHz, CD₃OD) δ -128.9.



8-Chloro-7-(2-fluorophenylamino)-imidazo[1,2-a]pyridine-6-carboxylic acid (2-hydroxyethoxy)-amide

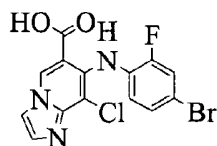
MS ESI (+) m/z 365, 367 (M⁺, Cl pattern) detected. ¹H NMR (400 MHz, CD₃OD) δ 8.73 (s, 1H), 7.89 (s, 1H), 7.59 (s, 1H), 7.10 (m, 1H), 7.00 (m, 1H), 6.94 (m, 1H), 6.77 (m, 1H), 3.78 (t, 2H), 3.62 (t, 2H). ¹⁹F NMR (376 MHz, CD₃OD) δ -131.9.



10

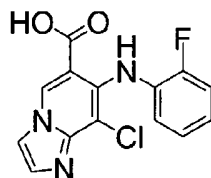
8-chloro-7-(2,4-dichlorophenylamino)-imidazo[1,2-a]pyridine-6-carboxylic acid (2-hydroxyethoxy) amide

MS APCI (-) m/z 413, 415, 417 (M⁻, Cl pattern) detected. ¹H NMR (400 MHz, CD₃OD) δ 8.78 (s, 1H), 7.90 (s, 1H), 7.87 (s, 1H), 7.10 (dd, 1H), 6.61 (d, 1H), 4.0 (m, 2H), 3.72 (m, 2H).



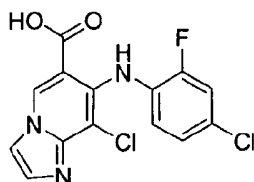
7-(4-Bromo-2-fluorophenylamino)-8-chloroimidazo[1,2-a]pyridine-6-carboxylic acid

MS ESI (+) m/z 384, 386, 388 (M+, Cl, Br pattern) detected. ¹H NMR (400 MHz, DMSO-d₆) δ 9.29 (s, 1H), 8.10 (s, 1H), 7.68 (s, 1H), 7.53 (m, 1H), 7.23 (m, 1H), 6.75 (m, 1H). ¹⁹F NMR (376 MHz, DMSO-d₆) δ-127.9.



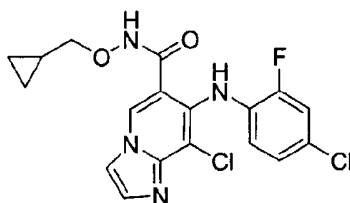
8-Chloro-7-(2-fluorophenylamino)imidazo[1,2-a]pyridine-6-carboxylic acid

MS ESI (+) m/z 306, 308 (M+, Cl pattern) detected. ¹H NMR (400 MHz, DMSO-d₆) δ 9.30 (s, 1H), 8.09 (s, 1H), 7.67 (s, 1H), 7.22 (dd, 1H), 7.06 (dd, 1H), 6.98 (m, 1H), 6.84 (m, 1H). ¹⁹F NMR (376 MHz, DMSO-d₆) δ-130.5.



8-Chloro-7-(4-chloro-2-fluorophenylamino)-imidazo[1,2-a]pyridine-6-carboxylic acid

5 MS ESI (+) m/z 340, 342 (M^+ , Cl pattern) detected. ^1H NMR (400 MHz, DMSO- d_6) δ 9.29 (s, 1H), 8.10 (s, 1H), 7.68 (s, 1H), 7.43 (m, 1H), 7.12 (m, 1H), 6.83 (m, 1H). ^{19}F NMR (376 MHz, DMSO- d_6) δ -127.8.

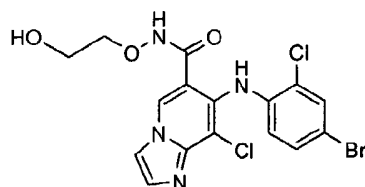


10

8-Chloro-7-(4-chloro-2-fluorophenylamino)-imidazo[1,2-a]pyridine-6-carboxylic acid cyclopropylmethoxyamide

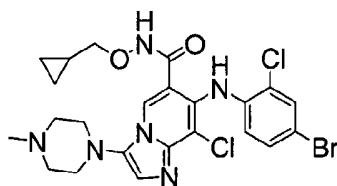
MS ESI (+) m/z 409, 411 (M^+ , Cl pattern) detected. ^1H NMR (400 MHz, CD $_3$ OD) δ 9.97 (br s, 1H), 8.82 (s, 1H), 7.73 (s, 1H), 7.71 (s, 1H), 7.18 (m, 1H), 6.97 (m, 1H), 6.56 (m, 1H), 6.47 (br s, 1H), 3.60 (m, 2H), 1.00 (m, 1H), 0.56 (m, 2H), 0.24 (m, 2H). ^{19}F NMR (376 MHz, CD $_3$ OD) δ -128.7.

15

Example 14

Synthesis of 7-(4-bromo-2-chlorophenylamino)-8-chloroimidazo[1,2-a]pyridine-6-carboxylic acid (2-hydroxyethoxy)-amide (33a)

The reaction scheme for the synthesis of compound 33a is shown in Figure 9, which was prepared according to Steps A and B of Example 3 using 7-(4-bromo-2-chlorophenylamino)-8-chloroimidazo[1,2-a]pyridine-6-carboxylic acid (30) to provide 44 mg (40% yield for two steps) of the desired product. MS (APCI+) *m/z* 459, 461, 463 (*M*⁺: Cl, Br pattern) detected. ¹H NMR (400 MHz, methanol-*d*₄) δ 8.90 (s, 1H), 8.08 (s, 1H), 7.93 (s, 1H), 7.69 (s, 1H), 7.45, (d, 1H), 7.06 (m, 1H), 3.86 (br s, 2H), 3.72 (br s, 2H).

Example 15

Synthesis of 7-(4-bromo-2-chlorophenylamino)-8-chloro-3-(4-methylpiperazin-1-yl)-imidazo[1,2-a]pyridine-6-carboxylic acid cyclopropylmethoxyamide (36)

The reaction scheme for the synthesis of compound 36 is shown in Figure 10.

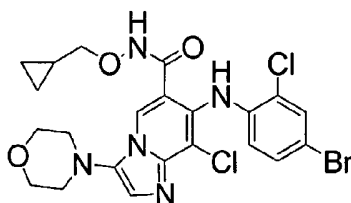
Step A: 7-(4-Bromo-2-chlorophenylamino)-8-chloro-3-(4-methylpiperazin-1-yl)-imidazo[1,2-a]pyridine-6-carboxylic acid methyl ester (34): Preparation was accomplished by modification of the procedure of Katritzky *et al.* (*J. Org. Chem.*,

2003, 68, 4935-4937; *J. Org. Chem.*, 1990, 55, 3209-3213). Bis(benzotriazole) adduct (formed with 1-methylpiperazine) (106 mg, 0.230 mmol) was added to a suspension of 6-amino-4-(4-bromo-2-chlorophenylamino)-5-chloronicotinic acid methyl ester (28) (30 mg, 0.076 mmol) in dichloroethylene (1 mL) followed by the
5 addition of ZnBr₂ (52 mg, 0.230 mmol). The reaction mixture was stirred at reflux for 10 hours and then at room temperature for 16 hours. The reaction mixture was diluted with CH₂Cl₂ and filtered. The filtrate was washed with water. The aqueous layer was extracted with CH₂Cl₂. The combined organic extracts were washed with brine, dried (Na₂SO₄) and concentrated. Purification by flash column chromatography using the
10 Biotage system (60:1 CH₂Cl₂/MeOH) provided the desired product (34) as a yellow solid (31 mg, 79%).

Step B: 7-(4-Bromo-2-chlorophenylamino)-8-chloro-3-(4-methylpiperazin-1-yl)-imidazo[1,2-a]pyridine-6-carboxylic acid cyclopropylmethoxycarbonyl (36): Sodium hydroxide (59 μ L, 1 M solution) was added to a suspension of 7-(4-bromo-2-chlorophenylamino)-8-chloro-3-(4-methylpiperazin-1-yl)-imidazo[1,2-a]pyridine-6-carboxylic acid methyl ester (34) in MeOH (1 mL). After stirring 18 hours, the
15 reaction mixture was concentrated to dryness. The residue (35) was diluted with toluene and concentrated (repeated), and 31 mg of the recovered yellow residue (35) was carried forward without purification. The residue (35) was suspended in CH₂Cl₂ (1 mL), cooled to 0 °C and oxalyl chloride (150 μ L of a 2 M solution in CH₂Cl₂) was added. One drop of DMF was added and the reaction mixture warmed to room
20 temperature. After 10 minutes, concentration of the mixture was followed by concentrating from toluene twice and then drying *in vacuo*. The resulting yellow solid was suspended in CH₂Cl₂ (1 mL), cooled to 0 °C and cyclopropylmethylhydroxylamine (16 mg, 0.180 mmol) was added. After the
25 reaction mixture was warmed to room temperature and stirred for 16 hours, it was diluted with EtOAc. The organic layer was washed with saturated NaHCO₃ and brine, dried (Na₂SO₄) and concentrated. Purification by flash column chromatography using the Biotage system (15:1 CH₂Cl₂/MeOH) provided the desired
30 product (36) as a pale yellow solid (12 mg, 37%). MS ESI (+) *m/z* 567, 569, 571 (M⁺, Cl, Br pattern) detected. ¹H NMR (400 MHz, CD₃OD) δ 8.35 (s, 1H), 7.55 (d,

1H), 7.38 (s, 1H), 7.25 (dd, 1H), 6.54 (d, 1H), 3.59 (d, 2H), 3.17 (t, 4H), 2.74 (m, 4H), 2.43 (s, 3H), 1.09 (m, 1H), 0.54 (m, 2H), 0.24 (m, 2H).

Example 16



5

Synthesis of 7-(4-bromo-2-chlorophenylamino)-8-chloro-3-morpholin-4-yl-imidazo[1,2-a]pyridine-6-carboxylic acid cyclopropylmethoxyamide (37)

The reaction scheme for the synthesis of compound 37 is shown in Figure 10.

- 10 Compound 37 was prepared according to Steps A and B of Example 15 using 6-amino-4-(4-bromo-2-chlorophenylamino)-5-chloronicotinic acid methyl ester (28) and the bis(benzotriazole) adduct (formed with morpholine) to provide 2 mg (8% yield for two steps) of the desired product (37). MS ESI (+) m/z 554, 556, 558 (M^+ , Cl, Br pattern) detected. ^1H NMR (400 MHz, CD_3OD) δ 8.41 (s, 1H), 7.55 (d, 1H), 7.38 (s, 1H), 7.26 (dd, 1H), 6.54 (d, 1H), 3.91 (t, 4H), 3.59 (d, 2H), 3.11 (t, 4H), 1.08 (m, 1H), 0.54 (m, 2H), 0.24 (m, 2H).
- 15

Example 17



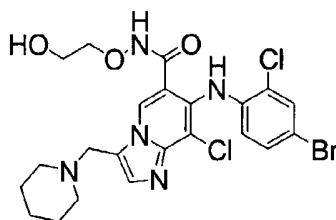
20

Synthesis of 7-(4-bromo-2-chlorophenylamino)-8-chloro-3-dimethylaminoimidazo[1,2-a]pyridine-6-carboxylic acid cyclopropylmethoxyamide (38)

The reaction scheme for the synthesis of compound 38 is shown in Figure 10.

5 Compound 38 was prepared according to Steps A and B of Example 15 using 6-amino-4-(4-bromo-2-chlorophenylamino)-5-chloronicotinic acid methyl ester (28) and the bis(benzotriazole) adduct (formed with dimethylamine) providing 16 mg (37% yield for two steps) of the desired product (38). MS ESI (+) m/z 512, 514, 516 (M^+ , Cl, Br pattern) detected. 1H NMR (400 MHz, CD_3OD) δ 8.37 (s, 1H), 7.54 (d, 1H), 7.30 (s, 1H), 7.24 (dd, 1H), 6.52 (d, 1H), 3.59 (d, 2H), 2.86 (s, 6H), 1.07 (m, 10 1H), 0.53 (m, 2H), 0.23 (m, 2H).

Example 18



15

Synthesis of 7-(4-bromo-2-chlorophenylamino)-8-chloro-3-piperidin-1-ylmethylimidazo[1,2-a]pyridine-6-carboxylic acid (2-hydroxyethoxy) amide (39)

The reaction scheme for the synthesis of compound 39 is shown in Figure 11.

Compound 39 was prepared by a modification of the procedure of T. Kercher *et al.*

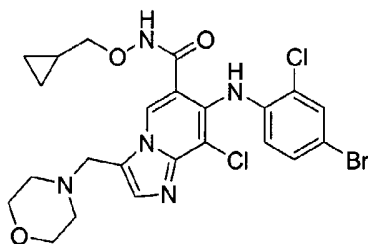
20 (manuscript in preparation). Piperidine (4 μ L, 0.043 mmol) and 37% aqueous formaldehyde (5 μ L, 0.065 mmol) were dissolved in 6:1 MeCN/water (0.5 ml), and stirred 30 minutes. 7-(4-bromo-2-chlorophenylamino)-8-chloroimidazo[1,2-a]pyridine-6-carboxylic acid (2-hydroxyethoxy)amide (33a) (10 mg, 0.022 mmol) was added followed by scandium triflate (1 mg, 0.002 mmol). After stirring 16 hours,

25 additional scandium triflate (1 mg), piperidine (3.8 μ L) and aqueous formaldehyde (3.8 μ L) were added. After about 60 hours, the reaction mixture was diluted with

EtOAc and washed with water, 10% K₂CO₃, and brine. The organic layer was dried (Na₂SO₄) and concentrated. Purification by flash column chromatography using the Biotage system (40:1 CH₂Cl₂/MeOH to 20:1 CH₂Cl₂/MeOH to 9:1 CH₂Cl₂:MeOH) provided the desired product (39) as a white solid (6 mg, 50%). MS APCI (+) *m/z* 556, 558, 560 (M⁺, Cl, Br pattern) detected. ¹H NMR (400 MHz, CD₃OD) δ 8.83 (s, 1H), 7.56 (s, 1H), 7.54 (s, 1H), 7.27 (dd, 1H), 6.56 (d, 1H), 3.91 (m, 4H), 3.70 (m, 2H), 2.51 (broad s, 4H), 1.60 (broad s, 4H), 1.50 (broad s, 2H).

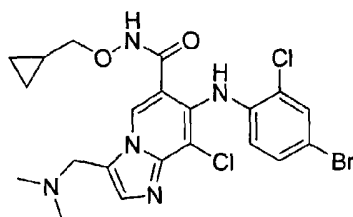
The following compounds were synthesized in a similar manner as shown in Figure 11.

10



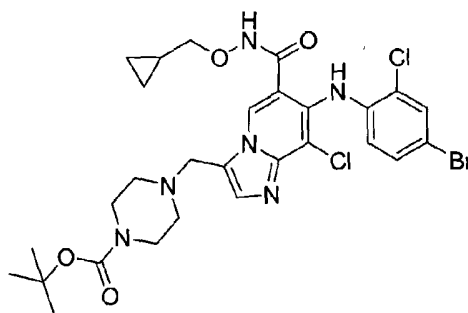
7-(4-Bromo-2-chlorophenylamino)-8-chloro-3-morpholin-4-ylmethyl-imidazo[1,2-a]pyridine-6-carboxylic acid cyclopropylmethoxy-amide

The reaction scheme for the synthesis of 7-(4-bromo-2-chlorophenylamino)-8-chloro-3-morpholin-4-ylmethylimidazo[1,2-a]pyridine-6-carboxylic acid cyclopropylmethoxy-amide is similar to that shown in Figure 11 using 7-(4-bromo-2-chlorophenylamino)-8-chloroimidazo[1,2-a]pyridine-6-carboxylic acid (2-hydroxyethoxy)amide (33a) and morpholine to provide the desired product. MS APCI (+) *m/z* 568, 570, 572 (M⁺, Cl, Br pattern) detected; ¹H NMR (400 MHz, CDCl₃) δ 8.76 (s, 1H), 8.04 (s, 1H), 7.56 (d, 1H), 7.21 (dd, 1H), 6.68 (d, 1H), 4.51 (s, 2H), 4.00 (m, 4H), 3.78 (d, 2H), 1.68 (m, 1H), 0.56 (m, 2H), 0.26 (m, 2H).



7-(4-Bromo-2-chlorophenylamino)-8-chloro-3-dimethylaminomethylimidazo[1,2-a]pyridine-6-carboxylic acid cyclopropylmethoxyamide

The reaction scheme for the synthesis of 7-(4-bromo-2-chlorophenylamino)-8-chloro-3-dimethylaminomethylimidazo[1,2-a]pyridine-6-carboxylic acid cyclopropylmethoxyamide was similar to that shown in Figure 11, using 7-(4-bromo-2-chlorophenylamino)-8-chloroimidazo[1,2-a]pyridine-6-carboxylic acid (2-hydroxyethoxy)amide (33a) and dimethylamine to provide the desired product. MS APCI (+) m/z 528, 530, 532 (M^+ , Cl, Br pattern) detected; 1H NMR (400 MHz, CD_3OD) δ 8.71 (s, 1H), 7.50 (d, 1H), 7.44 (s, 1H), 7.20 (dd, 1H), 6.55 (d, 1H), 3.80 (s, 2H), 3.74 (d, 2H), 2.04 (s, 6H), 1.18 (m, 1H), 0.51 (m, 2H), 0.27 (m, 2H).

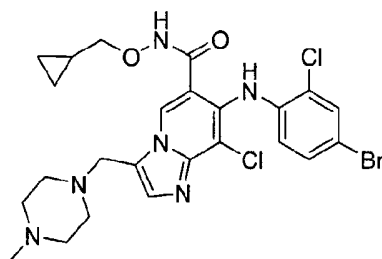


4-[7-(4-Bromo-2-chlorophenylamino)-8-chloro-6-cyclopropylmethoxycarbamoylimidazo[1,2-a]pyridin-3-ylmethyl]-piperazine-1-carboxylic acid tert-butyl ester

The reaction scheme for the synthesis of 4-[7-(4-bromo-2-chlorophenylamino)-8-chloro-6-cyclopropylmethoxycarbamoylimidazo[1,2-a]pyridin-3-ylmethyl]-piperazine-1-carboxylic acid tert-butyl ester was similar to that shown in Figure 11, using 7-(4-bromo-2-chlorophenylamino)-8-chloroimidazo[1,2-a]pyridine-6-carboxylic acid (2-hydroxyethoxy)amide (33a) and piperazine-1-

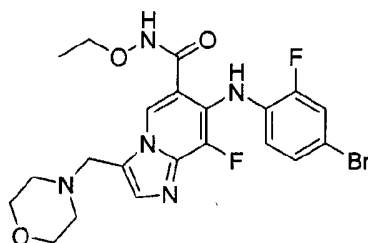
carboxylic acid tert-butyl ester to provide the desired product. MS APCI (+) m/z 669, 671, 673 (M^+ , Cl, Br pattern) detected; ^1H NMR (400 MHz, CDCl_3) δ 8.80 (s, 1H), 8.00 (s, 1H), 7.56 (d, 1H), 7.27 (dd, 1H), 6.67 (d, 1H), 4.54 (s, 2H), 3.76 (d, 4H), 3.27 (m, 4H), 1.50 (s, 9H), 1.12 (m, 1H), 0.55 (m, 2H), 0.28 (m, 2H).

5



7-(4-Bromo-2-chlorophenylamino)-8-chloro-3-(4-methylpiperazin-1-ylmethyl)-imidazo[1,2-a]pyridine-6-carboxylic acid cyclopropylmethoxyamide

The reaction scheme for the synthesis of 7-(4-bromo-2-chlorophenylamino)-8-chloro-3-(4-methylpiperazin-1-ylmethyl)-imidazo[1,2-a]pyridine-6-carboxylic acid cyclopropylmethoxyamide was similar to that shown in Figure 11 using 7-(4-bromo-2-chlorophenylamino)-8-chloroimidazo[1,2-a]pyridine-6-carboxylic acid (2-hydroxyethoxy)amide (33a) and 1-methylpiperazine to provide the desired product. MS APCI (+) m/z 581, 583, 585 (M^+ , Cl, Br pattern) detected; ^1H NMR (400 MHz, CDCl_3) δ 8.90 (s, 1H), 7.57 (s, 1H), 7.56 (d, 1H), 7.22 (dd, 1H), 6.47 (d, 1H), 3.83 (s, 2H), 3.60 (d, 2H), 2.47 (m, 8H), 2.31 (s, 3H), 1.02 (m, 1H), 0.56 (m, 2H), 0.26 (m, 2H).

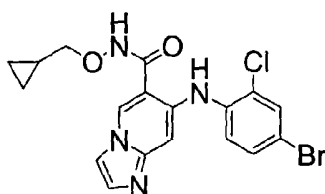


7-(4-Bromo-2-fluorophenylamino)-8-fluoro-3-morpholin-4-ylmethylimidazo[1,2-a]pyridine-6-carboxylic acid ethoxyamide

The reaction scheme for the synthesis of 7-(4-bromo-2-fluorophenylamino)-8-fluoro-3-morpholin-4-ylmethyl-imidazo[1,2-a]pyridine-6-carboxylic acid ethoxyamide is similar to that shown in Figure 11 using 7-(4-bromo-2-fluoro-phenylamino)-8-fluoro-imidazo[1,2-a]pyridine-6-carboxylic acid ethoxyamide and morpholine to provide the desired product. MS ESI (+) m/z 510, 512 (M^+ , Br pattern) detected. ^1H NMR (400 MHz, CD_3OD) δ 8.72 (s, 1H), 7.39 (s, 1H), 7.29 (dd, 1H), 7.17 (d, 1H), 6.76 (m, 1H), 3.99 (q, 2H), 3.85 (s, 2H), 3.68 (m, 4H), 2.49 (br s, 4H), 1.29 (t, 3H). ^{19}F NMR (376 MHz, CD_3OD) -129.97 (s, 1F), -142.85 (s, 1F).

10

Example 19



15

Synthesis of 7-(4-bromo-2-chlorophenylamino)-imidazo[1,2-a] pyridine-6-carboxylic acid cyclopropylmethoxyamide (44a)

The reaction scheme for the synthesis of compound 44a is shown in Figure 12.

Step A: Preparation of 4-(4-bromo-2-chlorophenylamino)-6-chloronicotinic acid tert-butyl ester (40): 2-tert-Butyl-1,3-diisopropylisourea (8.04 g, 40.1 mmol) was added to a suspension of 4-(4-bromo-2-chlorophenylamino)-6-chloronicotinic acid hydrochloride salt (24) (2.91 g, 7.31 mmol) in THF (165 mL). After stirring for 2 hours at room temperature and 30 minutes at reflux, the reaction mixture was cooled to room temperature and diluted with EtOAc. The organic layer was washed with 10% K_2CO_3 and brine, dried (Na_2SO_4) and concentrated. The resulting residue was dissolved in CH_2Cl_2 and filtered. The filtrate was concentrated and purified by flash column chromatography using the Biotage system (CH_2Cl_2) to give the desired product (40) (3.28 g, 78%).

25

Step B: Preparation of 6-azido-4-(4-bromo-2-chlorophenyl-amino)nicotinic

acid tert-butyl ester (41): Sodium azide (1.51 g, 23.2 mmol) was added to a mixture of 4-(4-bromo-2-chlorophenylamino)-6-chloronicotinic acid tert-butyl ester (40) (3.23 g, 7.73 mmol) in DMF (60 mL). The reaction mixture was heated to 80 °C and stirred for 16 hours. After cooling to room temperature, the reaction was diluted with EtOAc and washed with water, saturated NaHCO₃ and brine. The organic layer was dried (Na₂SO₄) and concentrated. Purification by flash column chromatography using the Biotage system (CH₂Cl₂) (repeated) provided the desired product (41) (1.41 g, 43%).

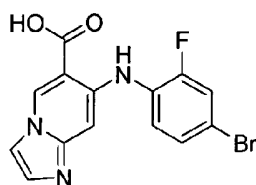
Step C: Preparation of 6-amino-4-(4-bromo-2-chlorophenylamino)-nicotinic acid tert-butyl ester (42): Compound 42 was prepared as described in Step G of Example 9 using 6-azido-4-(4-bromo-2-chlorophenylamino)nicotinic acid tert-butyl ester (41).

Step D: Preparation of 7-(4-bromo-2-chlorophenylamino)imidazo[1,2-a]pyridine-6-carboxylic acid (43): Chloroacetaldehyde (12 µL, 0.188 mmol) was added to a mixture of 6-amino-4-(4-bromo-2-chlorophenylamino)-nicotinic acid tert-butyl ester (42) (50 mg, 0.125 mmol) in EtOH (630 µL). After stirring the reaction mixture at 80 °C for 5 hours, an additional 12 µL of chloroacetaldehyde were added and heating was continued for 10 hours. The reaction mixture was cooled to room temperature and diluted with EtOAc to give a cloudy semi-solution. The organic layer was washed with water, saturated NaHCO₃ and brine. The organic layer contains a precipitate, which was collected by filtration to give the desired product (43) (15 mg, 33%). MS APCI (-) *m/z* 364, 366, (M-, Cl, Br pattern) detected. ¹H NMR (400 MHz, DMSO-d₆) δ 9.12 (s, 1H), 8.31 (s, 1H), 7.91 (s, 1H), 7.80 (s, 1H), 7.65-7.54 (m, 2H), 6.91 (s, 1H).

Step E: Preparation of 7-(4-bromo-2-chlorophenylamino)-imidazo[1,2-a]pyridine-6-carboxylic acid cyclopropylmethoxyamide (44a): Oxalyl chloride (2.0 M solution in CH₂Cl₂, 102 µL) was added to a stirred suspension of 7-(4-bromo-2-chlorophenylamino)imidazo[1,2-a]pyridine-6-carboxylic acid (43) (15 mg, 0.041 mmol) in CH₂Cl₂ (1 mL) at 0 °C. One drop of DMF was added. The reaction mixture was warmed to room temperature, stirred for 25 minutes, and then concentrated. The residue was twice concentrated from toluene and dried *in vacuo*. The residue was suspended in CH₂Cl₂ (1 mL), cooled to 0 °C and cyclopropylmethylhydroxylamine

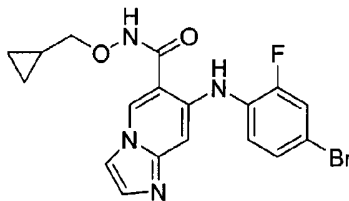
(36 mg, 0.409 mmol) was added. The reaction mixture was warmed to room temperature, stirred for 2 hours and diluted with EtOAc. The organic layer was washed with saturated NaHCO₃ and brine, dried (Na₂SO₄) and concentrated. Purification by flash column chromatography using the Biotage system (40:1
5 CH₂Cl₂/MeOH to 20:1 CH₂Cl₂/MeOH) provided the desired product (44a) as a tan solid (6 mg, 31%). MS APCI (-) *m/z* 433, 435 (M-, Cl, Br pattern) detected. ¹H NMR (400 MHz, CDCl₃) δ 8.68 (s, 1H), 7.69 (m, 1H), 7.67 (d, 1H), 7.52-7.44 (m, 3H), 7.08 (s, 1H), 3.83 (d, 2H), 0.90 (m, 1H), 0.62 (m, 2H), 0.35 (m, 2H).

The following compounds were synthesized in a similar manner as shown in
10 Figure 12 using the appropriate aniline in Step C of Example 9.



7-(4-Bromo-2-fluorophenylamino)-imidazo[1,2-a]pyridine-6-carboxylic acid

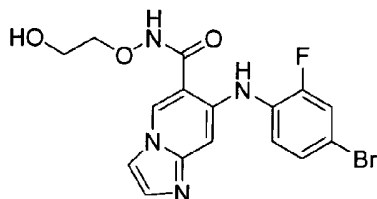
15 MS ESI (+) *m/z* 350, 352 (M⁺, Br pattern) detected. (400 MHz, DMSO-d₆) δ 9.13 (s, 1H), 7.94 (d, 1H), 7.70 (dd, 1H), 7.67 (d, 1H), 7.59 (t, 1H), 7.47 (m, 1H), 6.84 (s, 1H). ¹⁹F NMR (376 MHz, DMSO-d₆) δ -128.9.



20 **7-(4-Bromo-2-fluorophenylamino)-imidazo[1,2-a]pyridine-6-carboxylic acid
cyclopropylmethoxyamide**

MS ESI (+) *m/z* 419, 421 (M⁺, Br pattern) detected. ¹H NMR (400 MHz,

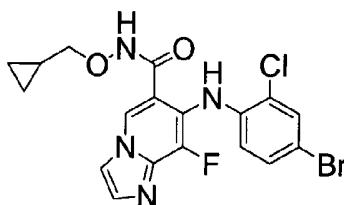
DMSO-d₆) δ 11.91 (br s, 1H), 8.79 (s, 1H), 8.72 (br s, 1H), 7.81 (s, 2H), 7.64 (m, 1H), 7.50 (m, 1H), 7.45 (m, 1H), 7.39 (m, 1H), 6.90 (s, 1H), 3.74 (d, 2H), 1.14 (m, 1H), 0.55 (m, 2H), 0.29 (m, 2H). ¹⁹F NMR (376 MHz, DMSO-d₆) δ -124.3.



7-(4-bromo-2-fluorophenylamino)-imidazo[1,2-a]pyridine-6-carboxylic acid (2-hydroxyethoxy)-amide

MS ESI (+) *m/z* 409, 411 (M⁺, Br pattern) detected. ¹H NMR (400 MHz, DMSO-d₆) δ 12.02 (br s, 1H), 8.83 (s, 1H), 7.80 (s, 1H), 7.63 (s, 1H), 7.51 (m, 1H), 7.45 (m, 1H), 7.39 (m, 1H), 6.91 (s, 1H), 4.79 (br s, 1H), 3.94 (t, 2H), 3.64 (t, 2H). ¹⁹F NMR (376 MHz, DMSO-d₆) δ -124.4.

Example 20



Synthesis of 7-(4-bromo-2-chlorophenylamino)-8-fluoroimidazo[1,2-a]pyridine-6-carboxylic acid cyclopropylmethoxyamide (47a)

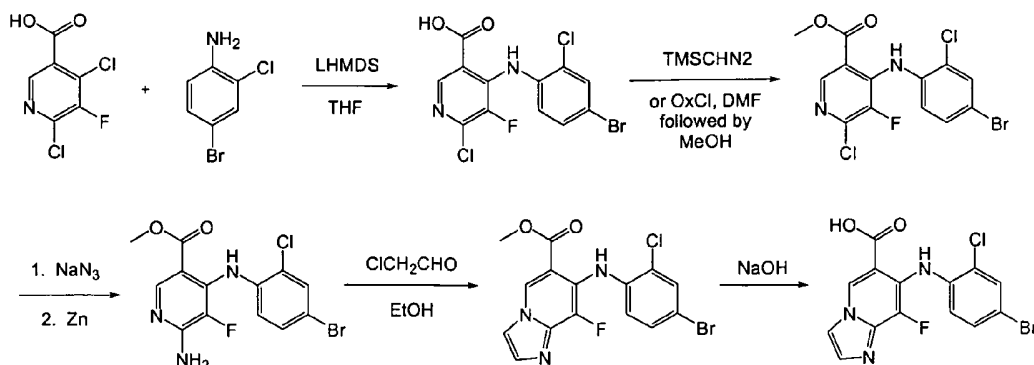
The reaction scheme for the synthesis of compound 47a is shown in Figure 13.

Step A: Preparation of 6-amino-4-(4-bromo-2-chlorophenylamino)-5-fluoronicotinic acid tert-butyl ester (45): 1-Chloromethyl-4-fluoro-1,4-diazoniabicyclo[2.2.2]octane bis(tetrafluoroborate) (889 mg, 2.508 mmol) was added

to a mixture of 6-amino-4-(4-bromo-2-chlorophenylamino)nicotinic acid tert-butyl ester (42) (1.00 g, 2.51 mmol) in 1:1 MeOH/water (25 mL). After about 2 hours, the reaction mixture was diluted with EtOAc and water. The layers were separated and the organic layer washed with 0.5 N HCl and brine. The aqueous washes were back
5 extracted with EtOAc. The combined organic extracts were dried (Na₂SO₄) and concentrated. Purification by flash column chromatography using the Biotage system (20:1 hexanes/EtOAc to 15:1 hexanes/EtOAc) provided the desired product (45) as a yellow solid (75 mg, 7%).

Step B: Preparation of 7-(4-bromo-2-chlorophenylamino)-8-
10 fluoroimidazo[1,2-a]pyridine-6-carboxylic acid (46): Chloroacetaldehyde (23 μ L, 0.360 mmol) was added to a mixture of 6-amino-4-(4-bromo-2-chlorophenylamino)-5-fluoronicotinic acid tert-butyl ester (45) (75 mg, 0.180 mmol) in EtOH (1 mL). After stirring the reaction mixture at 70 °C for 10 hours, an additional 10 μ L chloroacetaldehyde was added and heating was continued for 33 hours. The reaction
15 mixture was cooled to room temperature and desired product (46) was collected by filtration. The filtrate was diluted with EtOAc and washed with water, saturated NaHCO₃ and brine. The organic layer was dried (Na₂SO₄) and concentrated to give additional product (46) (51 mg, 74% combined recovery). MS APCI (-) *m/z* 382, 384, 386 (M-, Cl, Br pattern) detected. ¹H NMR (400 MHz, CD₃OD) δ 8.86 (s, 1H), 7.85
20 (s, 1H), 7.53 (s, 2H), 7.32 (d, 1H), 6.82 (t, 1H). ¹⁹F NMR (376 MHz, CD₃OD) -148.3 (s).

7-(4-Bromo-2-chlorophenylamino)-8-fluoroimidazo[1,2-a]pyridine-6-carboxylic acid (46) was alternatively synthesized by the route shown below.

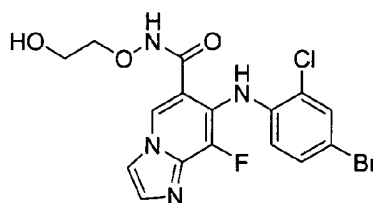


In the first step of this alternative procedure, 4,6-dichloro-5-fluoronicotinic acid (*J. Heterocyclic Chemistry* **1993**, *30*, 855-859) was used to synthesize 4-(4-bromo-2-chlorophenylamino)-5-bromo-6-chloronicotinic acid according to the alternate procedure described in Example 9, Step B.

Step C: Preparation of 7-(4-bromo-2-chlorophenylamino)-8-fluoroimidazo[1,2-a]pyridine-6-carboxylic acid cyclopropylmethoxyamide (47a):

Compound 47 was prepared as described in Step E of Example 19 using 7-(4-bromo-2-chlorophenylamino)-8-fluoroimidazo[1,2-a]pyridine-6-carboxylic acid (46) to give 15 mg (24%) of the desired product (47a) as a white solid. MS APCI (+) *m/z* 453, 455, 457 (M^+ , Cl, Br pattern) detected. 1H NMR (400 MHz, CD_3OD) δ 8.66 (s, 1H), 7.93 (m, 1H), 7.61 (s, 1H), 7.56 (d, 1H), 7.32 (dd, 1H), 6.73 (q, 1H) 3.70 (d, 2H), 1.14 (m, 1H), 0.56 (m, 2H), 0.26 (m, 2H); ^{19}F (400 MHz, CD_3OD) -139.4 (s).

The following compounds were synthesized in a similar manner as shown in Figure 13.

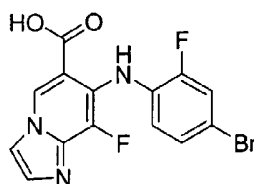


20 **7-(4-Bromo-2-chlorophenylamino)-8-fluoroimidazo[1,2-a]pyridine-6-carboxylic**

acid (2-hydroxy-ethoxy)amide

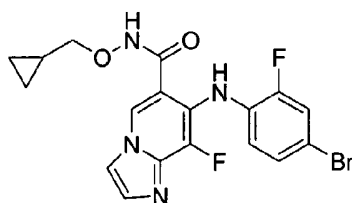
MS APCI (+) m/z 443, 445, 447 (M^+ , Cl, Br pattern) detected; ^1H NMR (400 MHz, CD_3OD) δ 8.69 (s, 1H), 7.89 (m, 1H), 7.59 (s, 1H), 7.55 (d, 1H), 7.31 (dd, 1H), 6.72 (q, 1H), 4.01 (t, 2H), 3.76 (t, 2H); ^{19}F (400 MHz, CD_3OD) -139.7 (s).

5

**7-(4-Bromo-2-fluorophenylamino)-8-fluoroimidazo[1,2-a]pyridine-6-carboxylic acid**

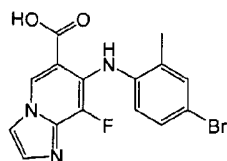
MS ESI (+) m/z 368, 370 (M^+ , Br pattern) detected. ^1H NMR (400 MHz, DMSO- d_6) δ 9.21 (s, 1H), 8.08 (m, 1H), 7.66 (s, 1H), 7.55 (dd, 1H), 7.29 (d, 1H), 6.92 (m, 1H). ^{19}F (376 MHz, DMSO- d_6) -127.9 (s, 1F), -141.1 (s, 1F).

10

**7-(4-Bromo-2-fluorophenylamino)-8-fluoroimidazo[1,2-a]pyridine-6-carboxylic acid cyclopropylmethoxyamide**

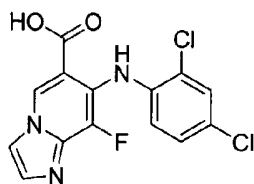
MS ESI (+) m/z 437, 439 (M^+ , Br pattern) detected. ^1H NMR (400 MHz, CD_3OD) δ 9.55 (br s, 1H), 8.57 (s, 1H), 7.68 (s, 2H), 7.65 (s, 1H), 7.28 (m, 1H), 7.14 (m, 1H), 6.78 (br s, 1H), 6.63 (m, 1H), 3.72 (m, 2H), 1.07 (m, 1H), 0.59 (m, 2H), 0.28 (m, 2H). ^{19}F NMR (376 MHz, CD_3OD) δ -128.9 (s, 1F), -138.1 (s, 1F).

20



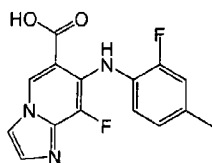
7-(4-Bromo-2-methylphenylamino)-8-fluoroimidazo[1,2-a]pyridine-6-carboxylic acid

MS APCI (+) m/z 364, 366 (M^+ , Br pattern) detected. ^1H NMR (400 MHz, DMSO- d_6) δ 9.22 (s, 1H), 8.07 (m, 1H), 7.68 (s, 1H), 7.42 (d, 1H), 7.28 (dd, 1H), 6.78 (t, 1H), 2.29 (s, 3H). ^{19}F (376 MHz, DMSO- d_6) -142.5 (s).



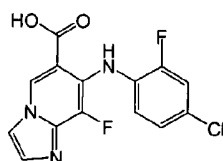
7-(2,4-dichlorophenylamino)-8-fluoroimidazo[1,2-a]pyridine-6-carboxylic acid

MS APCI (+) m/z 440, 442 (M^+ , Cl pattern) detected. ^1H NMR (400 MHz, DMSO- d_6) δ 9.27 (s, 1H), 8.13 (s, 1H), 7.71 (s, 1H), 7.62 (s, 1H), 7.32 (dd, 1H), 6.95 (t, 1H). ^{19}F (376 MHz, DMSO- d_6) -129.9 (s).



8-Fluoro-7-(2-fluoro-4-methylphenylamino)-imidazo[1,2-a]pyridine-6-carboxylic acid

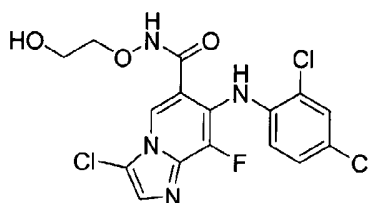
MS APCI (+) m/z 304 ($M+1$) detected. ^1H NMR (400 MHz, DMSO- d_6) δ 9.48 (br s, 1H), 9.32 (s, 1H), 8.12 (s, 1H), 7.86 (s, 1H), 7.12 (m, 2H), 6.98 (d, 1H), 2.31 (s, 3H). ^{19}F (376 MHz, DMSO- d_6) -128.1 (s, 1F), -148.8 (s, 1F).



7-(4-Chloro-2-fluorophenylamino)-8-fluoroimidazo[1,2-a]pyridine-6-carboxylic acid

MS APCI (+) m/z 324, 326 (M^+ , Cl pattern) detected. ^1H NMR (400 MHz, DMSO- d_6) δ 9.19 (s, 1H), 8.07 (m, 1H), 7.64 (s, 1H), 7.45 (dd, 1H), 7.17 (d, 1H), 6.98 (m, 1H). ^{19}F (376 MHz, CD_3OD) -128.8 (s, 1F), -154.8 (s, 1F).

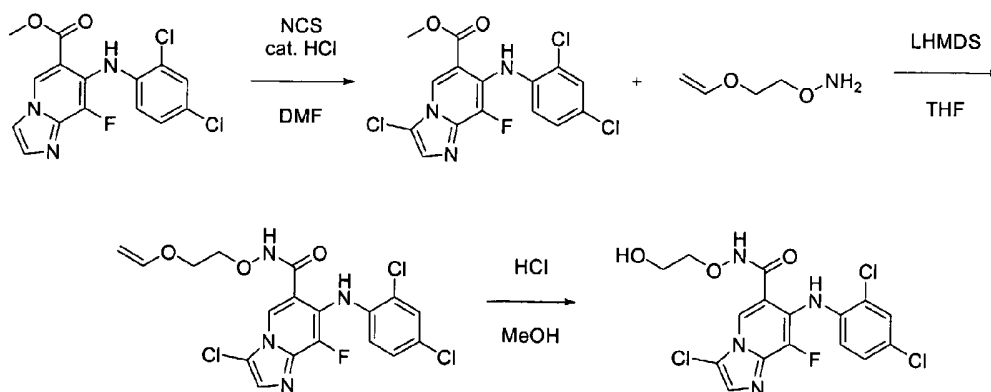
Example 21



10

3-Chloro-7-(2,4-dichlorophenylamino)-8-fluoroimidazo[1,2-a]pyridine-6-carboxylic acid (2-hydroxyethoxy)-amide

The reaction scheme for the synthesis of this compound is shown below.



15

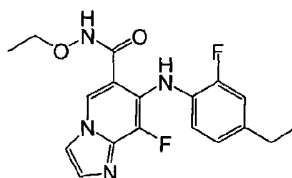
Step A: Preparation of 3-chloro-7-(2,4-dichlorophenylamino)-8-fluoroimidazo[1,2-a]pyridine-6-carboxylic acid methyl ester. 7-(2,4-Dichlorophenylamino)-8-fluoroimidazo[1,2-a]pyridine-6-carboxylic acid methyl ester (57.0 mg, 0.16 mmol), which was synthesized in a manner similar to the alternate procedure described in Example 20, Step B, was dissolved into DMF (3 mL). Added *N*-chlorosuccinimide (17.0 mg, 0.13 mmol) and HCl (1.0 M aqueous solution, 16 μ L, 0.016 mmol). After stirring for 16 hours, the suspension was diluted with ethyl acetate, washed with NaHSO₃, water (2x), brine, dried over Na₂SO₄ and concentrated to a yellow solid. Purification by flash column chromatography (4:1 hexanes/ethyl acetate) provided the desired product as a light yellow solid (40 mg, 64%). MS APCI (+) *m/z* 388, 390 (M⁺, Cl pattern) detected. ¹H NMR (400 MHz, CDCl₃) δ 8.70 (s, 2 H), 7.58 (s, 1H), 7.40 (d, 1H), 7.14 (dd, 1H), 6.77 (t, 1H), 4.02 (s, 3H): ¹⁹F NMR (376 MHz, CDCl₃) -135.84 (s).

Step B: Preparation of 3-chloro-7-(2,4-dichlorophenylamino)-8-fluoroimidazo[1,2-a]pyridine-6-carboxylic acid (2-vinyloxyethoxy)-amide. LiHMDS (1.0 M in hexanes, 0.34 mL, 0.34 mmol) was added to a solution 3-chloro-7-(2,4-dichlorophenylamino)-8-fluoro-imidazo[1,2-a]pyridine-6-carboxylic acid methyl ester (38 mg, 0.098 mmol) and *O*-(2-vinyloxy-ethyl)-hydroxylamine (25 mg, 0.24 mmol) in THF (1.0 mL) cooled to 0 °C. The solution was allowed to warm to room temperature and stir for 16 hours. The solution was diluted with ethyl acetate, washed with saturated NaHCO₃, water (3x), brine, dried over Na₂SO₄ and concentrated to a yellow liquid. Purification by flash column chromatography (20:1 to 10:1 dichloromethane/MeOH) provided the desired product as a yellow solid (42 mg, 93%). MS APCI (+) *m/z* 459, 461 (M⁺, Cl pattern) detected.

Step C: Preparation of 3-chloro-7-(2,4-dichlorophenylamino)-8-fluoroimidazo[1,2-a]pyridine-6-carboxylic acid (2-hydroxy-ethoxy)-amide. 3-Chloro-7-(2,4-dichlorophenylamino)-8-fluoro-imidazo[1,2-a]pyridine-6-carboxylic acid (2-vinyloxy-ethoxy)-amide was converted to the desired product according to Example 3, Step B, to provide 31 mg (78%) of desired product as a light yellow solid. MS APCI (+) *m/z* 433, 435 (M⁺, Cl pattern) detected. ¹H NMR (400 MHz, CD₃OD) δ 8.52 (s, 1H), 7.57 (s, 1H), 7.42 (d, 1H), 7.16 (dd, 1H), 6.79 (dd, 1H), 4.07 (m, 2H),

3.80 (m, 2H). ^{19}F NMR (376 MHz, CD_3OD) -140.83 (s).

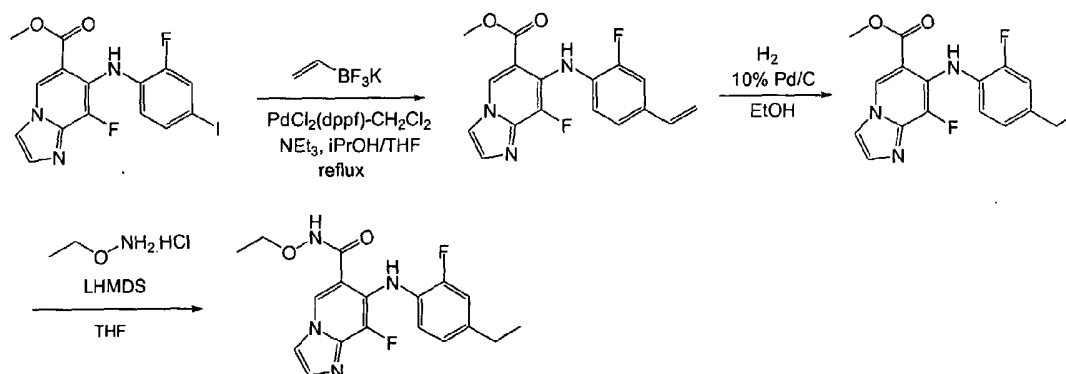
Example 22



5

7-(4-Ethyl-2-fluorophenylamino)-8-fluoroimidazo[1,2-a]pyridine-6-carboxylic acid ethoxyamide

The reaction scheme for the synthesis of this compound is shown below.



10

Step A. Preparation of 8-fluoro-7-(2-fluoro-4-vinylphenylamino)-imidazo[1,2-a]pyridine-6-carboxylic acid methyl ester. 8-Fluoro-7-(2-fluoro-4-iodophenylamino)-imidazo[1,2-a]pyridine-6-carboxylic acid methyl ester (250 mg, 0.58 mmol), which was synthesized in a similar manner to the alternative synthesis set forth in Example 20 Step B, was suspended in isopropyl alcohol (6 mL) and tetrahydrofuran (1 mL). Potassium vinyltrifluoroborate (90 mg, 0.67 mmol) and triethylamine (0.165 mL, 1.2 mmol) were added, at which time the reaction mixture

15

became a solution. The reaction mixture was sparged with N₂. PdCl₂(dppf)-CH₂Cl₂ (2 mol %, 9 mg) was then added and the reaction was heated to 90 °C and stirred under N₂ for 16 hours. The reaction mixture was cooled to room temperature and diluted with water, followed by extraction with ethyl acetate (2x). The combined
5 organic layers were washed with saturated aqueous NaCl, dried over Na₂SO₄ and concentrated. Purification of the crude product by flash column chromatography (30:1 dichloromethane/methanol) provided the desired product (143 mg, 81%) as a dark yellow solid. MS ESI (+) m/z 330 (M+1) detected.

Step B. Preparation of 7-(4-ethyl-2-fluorophenylamino)-8-
10 fluoroimidazo[1,2-a]pyridine-6-carboxylic acid methyl ester. 8-Fluoro-7-(2-fluoro-4-vinyl-phenylamino)-imidazo[1,2-a]pyridine-6-carboxylic acid methyl ester (165 mg, 0.50 mmol) was suspended in ethanol (5 mL), added 10% Pd/C (267 mg, 0.25 mmol) and placed under an atmosphere of H₂. The reaction mixture was stirred vigorously at room temperature for 16 hours. The reaction mixture was filtered through celite,
15 washed with ethanol and tetrahydrofuran and the filtrate concentrated to a yellow oil. Purification of the crude product by flash column chromatography (gradient of dichloromethane to 20:1 dichloromethane/methanol) provided the desired product (110 mg, 66%) as a dark yellow solid. MS ESI (+) m/z 332 (M+1) detected.

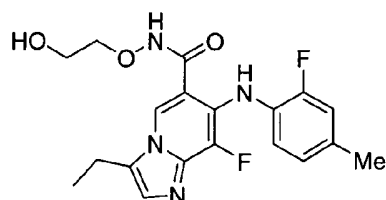
Step C: Preparation of 7-(4-ethyl-2-fluorophenylamino)-8-fluoroimidazo[1,2-
20 a]pyridine-6-carboxylic acid ethoxy-amide. 7-(4-Ethyl-2-fluorophenylamino)-8-fluoroimidazo[1,2-a]pyridine-6-carboxylic acid methyl ester (40 mg, 0.12 mmol) was converted to the desired product according to procedure of Step B of Example 21, using O-ethyl-hydroxylamine-HCl salt, to provide the desired product as a yellow colored solid (31 mg, 71%). MS ESI (+) m/z 361 (M+1) detected. ¹H NMR (400
25 MHz, CD₃OD) δ 8.62 (s, 1H), 7.86 (s, 1H), 7.56 (s, 1H), 6.97 (d, 1H), 6.90 - 6.80 (m, 2H), 3.88 (q, 2H), 2.60 (q, 2H), 1.23 (m, 9H). ¹⁹F (376 MHz, CD₃OD) -132.7 (s, 1F), -145.2 (s, 1F).

became a solution. The reaction mixture was sparged with N₂. PdCl₂(dppf)-CH₂Cl₂ (2 mol %, 9 mg) was then added and the reaction was heated to 90 °C and stirred under N₂ for 16 hours. The reaction mixture was cooled to room temperature and diluted with water, followed by extraction with ethyl acetate (2x). The combined
5 organic layers were washed with saturated aqueous NaCl, dried over Na₂SO₄ and concentrated. Purification of the crude product by flash column chromatography (30:1 dichloromethane/methanol) provided the desired product (143 mg, 81%) as a dark yellow solid. MS ESI (+) m/z 330 (M+1) detected.

Step B. Preparation of 7-(4-ethyl-2-fluoro-phenylamino)-8-
10 fluoroimidazo[1,2-a]pyridine-6-carboxylic acid methyl ester. 8-Fluoro-7-(2-fluoro-4-vinyl-phenylamino)-imidazo[1,2-a]pyridine-6-carboxylic acid methyl ester (165 mg, 0.50 mmol) was suspended in ethanol (5 mL), added 10% Pd/C (267 mg, 0.25 mmol) and placed under an atmosphere of H₂. The reaction mixture was stirred vigorously at room temperature for 16 hours. The reaction mixture was filtered through celite,
15 washed with ethanol and tetrahydrofuran and the filtrate concentrated to a yellow oil. Purification of the crude product by flash column chromatography (gradient of dichloromethane to 20:1 dichloromethane/methanol) provided the desired product (110 mg, 66%) as a dark yellow solid. MS ESI (+) m/z 332 (M+1) detected.

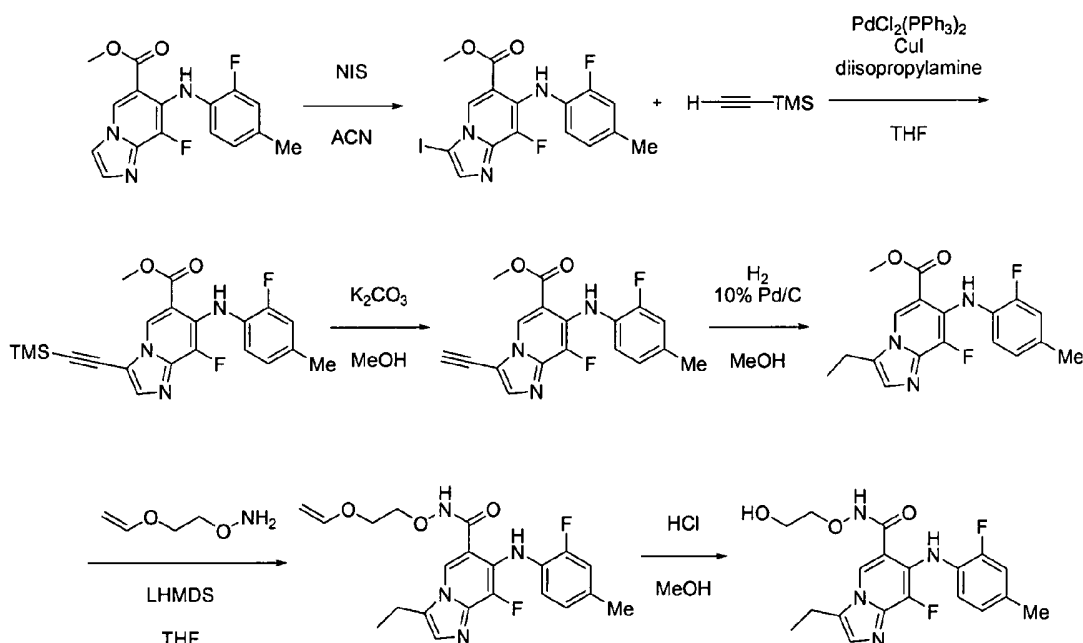
Step C: Preparation of 7-(4-ethyl-2-fluorophenylamino)-8-fluoroimidazo[1,2-
20 a]pyridine-6-carboxylic acid ethoxy-amide. 7-(4-Ethyl-2-fluorophenylamino)-8-fluoroimidazo[1,2-a]pyridine-6-carboxylic acid methyl ester (40 mg, 0.12 mmol) was converted to the desired product according to procedure of Step B of Example 21, using O-ethyl-hydroxylamine-HCl salt, to provide the desired product as a yellow colored solid (31 mg, 71%). MS ESI (+) m/z 361 (M+1) detected. ¹H NMR (400
25 MHz, CD₃OD) δ 8.62 (s, 1H), 7.86 (s, 1H), 7.56 (s, 1H), 6.97 (d, 1H), 6.90 - 6.80 (m, 2H), 3.88 (q, 2H), 2.60 (q, 2H), 1.23 (m, 9H). ¹⁹F (376 MHz, CD₃OD) -132.7 (s, 1F), -145.2 (s, 1F).

Example 23



3-Ethyl-8-fluoro-7-(2-fluoro-4-methylphenylamino)-imidazo[1,2-a]pyridine-6-carboxylic acid (2-hydroxyethoxy)-amide

5 The reaction scheme for the synthesis of this compound is shown below.



Step A: Preparation of 8-Fluoro-7-(2-fluoro-4-methyl-phenylamino)-3-iodo-
 10 imidazo[1,2-a]pyridine-6-carboxylic acid methyl ester. *N*-iodosuccinimide (134 mg,
 0.60 mmol) was added in a single portion to a solution of 8-fluoro-7-(2-fluoro-4-
 methyl-phenylamino)-imidazo[1,2-a]pyridine-6-carboxylic acid methyl ester (172 mg,
 0.54 mmol) in acetonitrile (10 mL) resulting in a thick precipitate after ten minutes of
 stirring. The suspension was diluted with ethyl acetate, washed with NaHSO₃,
 15 saturated NaHCO₃, water, brine, and dried over Na₂SO₄. Concentration provided the

desired product as a yellow solid (241 mg, 100%). MS APCI (+) m/z 444 (M+1) detected. ^1H NMR (400 MHz, CD_3OD) δ 8.78 (s, 1H), 7.62 (s, 1H), 6.95 (m, 3H), 4.00 (s, 3H), 2.33 (s, 3H). ^{19}F NMR (376 MHz, CD_3OD) -131.11 (s, 1F), -146.71 (s, 1F).

5 Step B: Preparation of 8-fluoro-7-(2-fluoro-4-methylphenylamino)-3-trimethylsilanylethynyl-imidazo[1,2-a]pyridine-6-carboxylic acid methyl ester. THF (1.0 mL), diisopropylamine (95 μL , 0.68 mmol) and trimethylsilylacetylene (38 μL , 0.27 mmol) were added to a mixture of 8-fluoro-7-(2-fluoro-4-methyl-phenylamino)-3-iodo-imidazo[1,2-a]pyridine-6-carboxylic acid methyl ester (100 mg, 0.23 mmol),
10 CuI (4.0 mg, 0.023 mmol) and $\text{PdCl}_2(\text{PPh}_3)_2$ (16 mg, 0.023 mmol). The solution was stirred at room temperature for 16 hours. The reaction was diluted with ethyl acetate, washed with saturated NaHCO_3 (3x), brine (2x), dried over Na_2SO_4 and concentrated to a dark brown solid. Flash column chromatography (40:1 dichloromethane/MeOH) provide desired product (30 mg, 32%) as a yellow liquid. MS APCI (+) m/z 414
15 (M+1) detected. ^1H NMR (400 MHz, CDCl_3) δ 8.77 (s, 1H), 8.61 (s, 1H), 7.80 (s, 1H), 6.90 (m, 3H), 4.00 (s, 3H), 2.32 (s, 3H), 0.33 (s, 9H). ^{19}F NMR (376 MHz, CDCl_3) -129.12 (s, 1F), -141.99 (s, 1F).

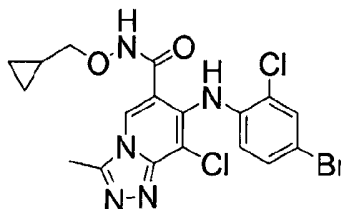
 Step C: Preparation of 3-ethynyl-8-fluoro-7-(2-fluoro-4-methylphenylamino)-imidazo[1,2-a]pyridine-6-carboxylic acid methyl ester. Potassium carbonate (70 mg,
20 0.51 mmol) was added to a solution of 8-fluoro-7-(2-fluoro-4-methyl-phenylamino)-3-trimethylsilanylethynyl-imidazo[1,2-a]pyridine-6-carboxylic acid methyl ester in MeOH (5 mL) and stirred at room temperature for two hours. The mixture was diluted with ethyl acetate, washed with brine (2x), dried over Na_2SO_4 and concentrated to a brown residue. Flash column chromatography (dichloromethane to
25 80:1 dichloromethane/MeOH) provided the desired product (16 mg, 65%) as a yellow liquid. MS APCI (+) m/z 342 (M+1) detected.

 Step D: Preparation of 3-ethyl-8-fluoro-7-(2-fluoro-4-methylphenylamino)-imidazo[1,2-a]pyridine-6-carboxylic acid methyl ester. A mixture of 3-ethynyl-8-fluoro-7-(2-fluoro-4-methyl-phenylamino)-imidazo[1,2-a]pyridine-6-carboxylic acid
30 methyl ester (16 mg, 0.047 mmol) and 10% Pd/C (5 mg) under an atmosphere of

hydrogen (balloon) was stirred vigorously for one hour. The mixture was filtered through a plug of rinsing with dichloromethane and concentrated to provide the desired product (14 mg, 86%) as a yellow foam. MS APCI (+) m/z 346 (M+1) detected. ^1H NMR (400 MHz, CDCl_3) δ 8.51 (s, 1H), 8.31 (s, 1H), 7.38 (s, 1H), 6.91 (d, 1H), 6.84 (s, 2H), 3.97 (s, 3H), 2.86 (q, 2H), 2.30 (s, 3H), 1.43 (t, 3H).

Step E: Preparation of 3-ethyl-8-fluoro-7-(2-fluoro-4-methyl-phenylamino)-imidazo[1,2-a]pyridine-6-carboxylic acid (2-hydroxy-ethoxy)-amide. 3-Ethyl-8-fluoro-7-(2-fluoro-4-methyl-phenylamino)-imidazo[1,2-a]pyridine-6-carboxylic acid methyl ester (14 mg, 0.041 mmol) was converted to the desired product according to the Step A of example 21 and Step B of Example 3, Step B to provide the desired product (hydrochloride salt) as a tan colored solid (9 mg, 51% over two steps). MS APCI (+) m/z 391 (M+1) detected. ^1H NMR (400 MHz, CD_3OD) δ 8.63 (s, 1H), 7.65 (s, 1H), 7.16 (m, 1H), 7.01 (m, 2H), 4.04 (br s, 2H), 3.79 (br s, 2H), 2.97 (q, 2H), 2.35 (2, 3H), 1.45 (t, 3H). ^{19}F NMR (376 MHz, CD_3OD) -127.69 (s, 1F), -155.07 (s, 1F).

Example 24



Synthesis of 7-(4-bromo-2-chlorophenylamino)-8-chloro-3-methyl-[1,2,4]-triazolo-[4,3-a]pyridine-6-carboxylic acid cyclopropylmethoxyamide (53a)

The reaction scheme for the synthesis of compound 53a is shown in Figure 14.

Step A: Preparation of 4-(4-bromo-2-chlorophenylamino)-5-chloro-6-hydrazinonicotinic acid ethyl ester (49): 4-(4-Bromo-2-chlorophenylamino)-5,6-dichloronicotinic acid ethyl ester (48) was prepared by standard methods from 4-(4-bromo-2-chlorophenylamino)-5,6-dichloronicotinic acid. Hydrazine monohydrate (0.59 mL, 12.16 mmol) was added to a solution of 4-(4-bromo-2-chlorophenylamino)-

5,6-dichloronicotinic acid ethyl ester (48) (1.72 g, 4.05 mmol) in N,N-dimethylacetamide (20 mL). After stirring at 90 °C for 1 hour, the reaction mixture was cooled to room temperature and diluted with EtOAc. The organic layer was washed with water and brine, dried (Na₂SO₄) and concentrated. Purification by flash column chromatography using the Biotage system (20:1 CH₂Cl₂/EtOAc) provided the
5 desired product (49) (307 mg, 18%).

Step B: Preparation of 7-(4-bromo-2-chlorophenylamino)-8-chloro-3-methyl-[1,2,4]triazolo[4,3-a]pyridine-6-carboxylic acid ethyl ester (51a): Acetic anhydride (22 µL, 0.238 mmol) was added to a solution of 4-(4-bromo-2-chlorophenylamino)-5-chloro-6-hydrazinonicotinic acid ethyl ester (49) (0.100 g, 0.238 mmol) and triethylamine (66 µL, 0.476 mmol) in CH₂Cl₂ (2.5 mL) at 0 °C, and then the solution was warmed to room temperature to provide compound 50a (not isolated). After 10 minutes, POCl₃ (87 µL, 0.952 mmol) was added dropwise and the reaction mixture was warmed to room temperature. After 16 hours, the reaction mixture was heated to
15 reflux and stirred for 3 days. The reaction mixture was cooled to room temperature and concentrated. The residue was diluted with EtOAc and saturated NaHCO₃ was added and the mixture stirred for 20 minutes. The layers were separated and the organic layer was washed with brine. The aqueous washings were back extracted with EtOAc. The combined organic extracts were dried (Na₂SO₄) and concentrated.
20 Purification by flash column chromatography using the Biotage system (9:1 CH₂Cl₂/EtOAc) provided compound 51a (80 mg, 75%).

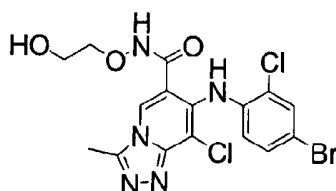
Step C: Preparation of 7-(4-bromo-2-chlorophenylamino)-8-chloro-3-methyl-[1,2,4]triazolo[4,3-a]pyridine-6-carboxylic acid (52a): Sodium hydroxide (715 µL of a 1 M solution) was added to a solution of 7-(4-bromo-2-chlorophenylamino)-8-chloro-3-methyl-[1,2,4]triazolo[4,3-a]pyridine-6-carboxylic acid ethyl ester (51a) (79
25 mg, 179 mmol) in 3:1 THF:water (4.5 mL). After 16 hours, the reaction mixture was poured into a separatory funnel, diluted with brine and acidified with 1 M HCl to about pH 2. The aqueous layer was extracted with 1:1 EtOAc/THF. The combined organic extracts were dried (Na₂SO₄) and concentrated and the residue (52a) was
30 carried forward without further purification.

Step D: Preparation of 7-(4-bromo-2-chlorophenylamino)-8-chloro-3-methyl-

[1,2,4]triazolo[4,3-a]pyridine-6-carboxylic acid cyclopropylmethoxyamide (53a):

Compound 53a was prepared as described in Example 2 using 7-(4-bromo-2-chlorophenylamino)-8-chloro-3-methyl-[1,2,4]triazolo[4,3-a]pyridine-6-carboxylic acid (52a) to give 2 mg (5%) of the desired product. MS APCI (-) m/z 482, 484, 486 (M-, Cl, Br pattern) detected.

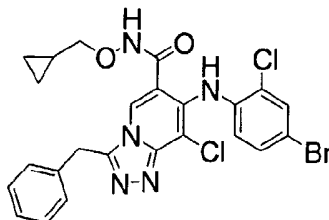
Example 25



Synthesis of 7-(4-bromo-2-chlorophenylamino)-8-chloro-3-methyl-[1,2,4]triazolo[4,3-a]pyridine-6-carboxylic acid (2-hydroxyethoxy)-amide (54a)

The reaction scheme for the synthesis of compound 54a is shown in Figure 14. Compound 54a was prepared as described herein starting with 7-(4-bromo-2-chlorophenylamino)-8-chloro-3-methyl-[1,2,4]triazolo[4,3-a]pyridine-6-carboxylic acid (52a) to give 1 mg (2% for the two steps) desired product (54a). MS APCI (-) m/z 472, 474, 476 (M-, Cl, Br pattern) detected.

Example 26



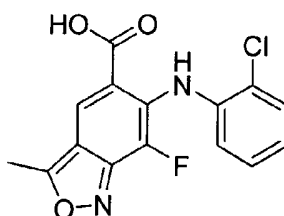
Synthesis of 3-benzyl-7-(4-bromo-2-chlorophenylamino)-8-chloro-[1,2,4]triazolo[4,3-a]pyridine-6-carboxylic acid cyclopropylmethoxyamide (53b)

The reaction scheme for the synthesis of compound 53b is shown in Figure 14.

Step A: Preparation of 3-benzyl-7-(4-bromo-2-chlorophenylamino)-8-chloro-[1,2,4]triazolo[4,3-a]pyridine-6-carboxylic acid methyl ester (51b): Phenylacetyl chloride (152 μ L, 1.148 mmol) was added to a solution of 4-(4-bromo-2-chlorophenylamino)-5-chloro-6-hydrazinonicotinic acid methyl ester (49) (0.233 g, 0.574 mmol) and triethylamine (160 μ L, 1.148 mmol) in CH_2Cl_2 (5.7 mL) at 0 °C. After warming to room temperature, an additional 75 μ L phenylacetyl chloride was added. After 6 hours, the reaction mixture was concentrated and diluted with EtOAc. The organic layer was washed with water and brine, dried (Na_2SO_4) and concentrated. The residue (50b) was diluted with dichloroethylene (2 mL) and POCl_3 (465 μ L, 5.082 mmol) was added. After stirring at reflux for 12 hours, the reaction mixture was cooled to room temperature and concentrated. The residue was diluted with EtOAc and saturated NaHCO_3 was added and the mixture stirred for 20 minutes. The resulting solid was collected by filtrate to give the desired product (51b) (97 mg, 30%).

Step B: Preparation of 3-benzyl-7-(4-bromo-2-chlorophenylamino)-8-chloro-[1,2,4]triazolo[4,3-a]pyridine-6-carboxylic acid cyclopropylmethoxyamide (53b): Compound 53b was prepared as described in Step C of Example 24 and Example 2 using 3-benzyl-7-(4-bromo-2-chlorophenylamino)-8-chloro-[1,2,4]triazolo[4,3-a]pyridine-6-carboxylic acid methyl ester (51b) as the starting material to give 5 mg (4% for the two steps) of the desired product (53b). MS APCI (-) m/z 558, 560, 562 (M-, Cl, Br pattern) detected. ^1H NMR (400 MHz, CDCl_3) δ 8.22 (s, 1H), 7.30 (m, 6H), 6.50 (d, 1H), 4.53 (s, 2H), 3.49 (m, 2H), 0.94 (m, 1H), 0.51 (m, 2H), 0.19 (m, 2H).

25

Example 27

Synthesis of 6-(2-chlorophenylamino)-7-fluoro-3-methylbenzo[c]isoxazole-5-carboxylic acid (56)

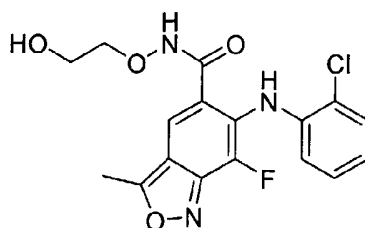
The synthesis of compound 56 is shown in Figure 15.

Step A: Preparation of 6-(2-chlorophenylamino)-7-fluoro-3-methylbenzo[c]-isoxazole-5-carboxylic acid methyl ester (55): Sodium azide (128 mg, 1.95 mmol) was added to a mixture of 5-acetyl-2-(2-chlorophenylamino)-3,4-difluorobenzoic acid methyl ester (6) (601 mg, 1.59 mmol) in 3:1 acetone:water (16 ml) and heated to reflux. After 16 hours, the reaction mixture was cooled to room temperature, and diluted with EtOAc and water. The organic layer was washed with water, dried (MgSO₄) and concentrated. The resulting residue was diluted with water (8 mL) and heated to reflux. After 5 hours, the mixture was cooled to room temperature and diluted with EtOAc. The organic layer was washed with water, dried (MgSO₄) and concentrated. Purification by flash column chromatography using the Biotage system (20% EtOAc in hexanes) provided the desired product (55) (410 mg, 77%).

Step B: Preparation of 6-(2-chlorophenylamino)-7-fluoro-3-methylbenzo[c]-isoxazole-5-carboxylic acid (56): To a solution of 6-(2-chlorophenylamino)-7-fluoro-3-methylbenzo[c]-isoxazole-5-carboxylic acid methyl ester (55) (100 mg, 0.299 mmol) in 6:1 THF/water (3.5 mL) was added LiOH (0.60 ml of a 1 M solution in water). After 1 hour, the reaction was acidified to pH 1 with 1 N HCl, diluted with water and extracted with EtOAc. The combined organic extracts were washed with water, dried (MgSO₄) and concentrated to give the desired product (56) (87 mg, 91%). MS APCI (-) *m/z* 319, 321 (M⁺, Cl pattern) detected. ¹H NMR (400 MHz, CD₃OD) δ 8.45 (s, 1H), 7.38 (dd, 1H), 7.20 (m, 1H), 6.91 (m, 2H), 2.88 (s, 3H): ¹⁹F NMR (376

MHz, CD₃OD) -136.40 (s).

Example 28



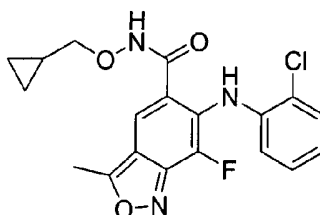
5

Synthesis of 6-(2-chlorophenylamino)-7-fluoro-3-methylbenzo[c]isoxazole-5-carboxylic acid (2-hydroxyethoxy)amide (57a)

Compound 57a was prepared as shown in Figure 15 using 6-(2-chlorophenylamino)-7-fluoro-3-methylbenzo[c]isoxazole-5-carboxylic acid (56) to give 35 mg (44%) desired product. MS APCI (-) *m/z* 388, 390 (M⁺, Cl pattern) detected; ¹H NMR (400 MHz, CD₃OD) δ 7.73 (s, 1H), 7.36 (d, 1H), 7.17 (t, 1H), 6.89 (t, 1H), 6.81 (dd, 1H), 3.72(d, 2H), 2.87 (s, 3H), 1.15 (m, 1H), 0.54 (d, 2H), 0.26 (d, 2H); ¹⁹F NMR (376 MHz, CD₃OD) -135.08 (s).

15

Example 29

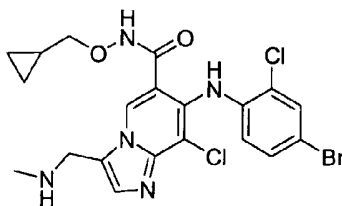


Synthesis of 6-(2-chlorophenylamino)-7-fluoro-3-methylbenzo[c]isoxazole-5-carboxylic acid cyclopropylmethoxy-amide (57b)

Compound 57b was prepared as shown in Figure 15 and described in Example 2 using 6-(2-chlorophenylamino)-7-fluoro-3-methylbenzo[c]isoxazole-5-carboxylic acid (56) to give 35 mg (44%) desired product. MS APCI (-) *m/z* 388, 390 (M⁺, Cl

pattern) detected; ^1H NMR (400 MHz, CD_3OD) δ 7.73 (s, 1H), 7.36 (d, 1H), 7.17 (t, 1H), 6.89 (t, 1H), 6.81 (dd, 1H), 3.72 (d, 2H), 2.87 (s, 3H), 1.15 (m, 1H), 0.54 (d, 2H), 0.26 (d, 2H); ^{19}F NMR (376 MHz, CD_3OD) δ -135.08 (s).

5

Example 30

Synthesis of 7-(4-bromo-2-chlorophenylamino)-8-chloro-3-methylaminomethyl-imidazo[1,2-a]pyridine-6-carboxylic acid cyclopropylmethoxy-amide (63)

10 The synthesis of compound 63 is shown in Figure 16.

Step A: Preparation of 7-(4-bromo-2-chlorophenylamino)-8-chloro-3-formylimidazo[1,2-a]pyridine-6-carboxylic acid methyl ester (58): A suspension of 6-amino-4-(4-bromo-2-chlorophenylamino)-5-chloro-nicotinic acid methyl ester (28) (1.06 g, 2.72 mmol) and 2-chloro-malonaldehyde (587 mg, 5.43 mmol) was heated to 15 80 °C for 45 minutes. The solution was allowed to cool to room temperature, and then washed with saturated aqueous NaHCO_3 , and brine. The organic layer was dried over NaSO_4 , filtered, concentrated in vacuo, and purified by column chromatography (20:1 methylene chloride/methanol) to give the desired product as a dark yellow solid. The solid was triturated with ethyl acetate and isolated by filtration to provide the 20 desired product as a yellow solid (0.436 g, 36%). MS (APCI+) m/z 442, 444, 446 (M^+ ; Cl, Br pattern) detected.

Step B: Preparation of 7-(4-bromo-2-chlorophenylamino)-8-chloro-3-methylaminomethyl-imidazo[1,2-a]pyridine-6-carboxylic acid methyl ester (59): A suspension of 7-(4-bromo-2-chlorophenylamino)-8-chloro-3-formylimidazo[1,2-a]pyridine-6-carboxylic acid methyl ester (58) (25 mg, 0.056 mmol), acetic acid (7 25 μL , 0.11 mmol), and methylamine (2.0 M solution in THF, 56 μL , 0.11 mmol) was

stirred for 0.5 hours. Sodium triacetoxyborohydride (36 mg, 0.17 mmol) was added and the solution allowed to stir overnight. The reaction mixture was concentrated to dryness and purified by flash column chromatography (dichloromethane followed by 10:1 dichloromethane/methanol) to provide the desired product as a yellow solid (12 mg, 46%). MS (APCI+) m/z 455, 457, 459 (M⁺; Cl, Br pattern) detected.

Step C: Preparation of 7-(4-bromo-2-chlorophenylamino)-3-[(tert-butoxycarbonyl-methyl-amino)-methyl]-8-chloroimidazo[1,2-a]pyridine-6-carboxylic acid methyl ester (60): Di-*tert*-butyl dicarbonate (6 mg, 0.029 mmol) and triethylamine (4 μ L, 0.029 mmol) were added to a solution of 7-(4-bromo-2-chlorophenylamino)-8-chloro-3-methylaminomethylimidazo[1,2-a]pyridine-6-carboxylic acid methyl ester (59) (12 mg, 0.026 mmol) in dichloromethane. The solution was stirred at room temperature for 0.5 hr after which time HPLC analysis indicated the reaction had gone to completion. The solution was rotovapped to dryness to provide the desired product as a yellow foam (15 mg, quantitative). MS (APCI+) m/z 557, 559, 561 (M⁺; Cl, Br pattern) detected.

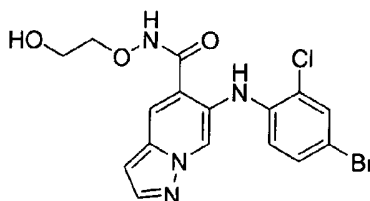
Step D: Preparation of 7-(4-bromo-2-chlorophenylamino)-3-[(tert-butoxycarbonyl-methylamino)-methyl]-8-chloroimidazo[1,2-a]pyridine-6-carboxylic acid (61): Sodium hydroxide (1.0 M aqueous solution, 0.16 mL, 0.16 mmol) was added to a solution of 7-(4-bromo-2-chlorophenylamino)-3-[(tert-butoxycarbonylmethylamino)-methyl]-8-chloroimidazo[1,2-a]pyridine-6-carboxylic acid methyl ester (60) (15 mg, 0.026 mmol) in 4:1 MeOH/water (5 mL). When the reaction was complete, the solution was diluted with water, acidified to pH 3 by addition of 1.0 M aqueous HCl, and extracted with ethyl acetate. The organic extracts were dried over NaSO₄, filtered, concentrated in vacuo to provide the desired product as a white crystalline solid (12 mg, 84%). MS (APCI-) m/z 541, 543, 545 (M⁻; Cl, Br pattern) detected.

Step E: Preparation of [7-(4-bromo-2-chlorophenylamino)-8-chloro-6-cyclopropylmethoxycarbonylimidazo[1,2-a]pyridin-3-ylmethyl]-methylcarbamic acid tert-butyl ester (62): EDCI (6 mg, 0.033 mmol) and HOBt (5 mg, 0.033 mmol) were added to a solution of 7-(4-bromo-2-chlorophenylamino)-3-[(tert-butoxycarbonylmethylamino)-methyl]-8-chloro-imidazo[1,2-a]pyridine-6-carboxylic

acid (61) in dimethylacetamide (0.4 mL). The yellow solution was allowed to stir at room temperature for 0.5 hours after which time O-cyclopropylmethyl-hydroxylamine (6 mg, 0.066 mmol) and triethylamine (6 μ L, 0.044 mmol) were added and the solution allowed to stir overnight. The reaction mixture was diluted with ethyl acetate, washed with water, saturated aqueous ammonium chloride, saturated aqueous potassium carbonate and brine. The organic phase was dried over NaSO₄, filtered, concentrated in vacuo to provide the desired product as a yellow residue (11.5 mg, 85%). MS (APCI+) *m/z* 612, 614, 616 (M⁺; Cl, Br pattern) detected.

Step F: Preparation of 7-(4-bromo-2-chlorophenylamino)-8-chloro-3-methylaminomethylimidazo[1,2-a]pyridine-6-carboxylic acid
cyclopropylmethoxyamide (63): A solution of [7-(4-bromo-2-chlorophenylamino)-8-chloro-6-cyclopropylmethoxy-carbamoyl-imidazo[1,2-a]pyridin-3-ylmethyl]-methyl-carbamic acid tert-butyl ester (62) in 1:1 dichloromethane/trifluoroacetic acid was stirred for two hours. Solvent was removed under reduced pressure and the residue redissolved into ethyl acetate. The organic solution was washed with saturated aqueous potassium carbonate and brine. The aqueous washes were back-extracted with ethyl acetate. The combined organic extracts are dried over NaSO₄, filtered, and concentrated in vacuo to provide the desired product as a yellow solid (8 mg, 83%). MS (APCI+) *m/z* 512, 514, 516 (M⁺; Cl, Br pattern) detected. ¹H NMR (400 MHz, methanol-d₄) δ 8.72 (s, 1H), 7.58 (s, 1H), 7.54 (s, 1H), 7.25 (d, 1H), 6.55 (d, 1H), 4.23 (s, 2H), 3.67 (d, 2H), 2.51 (s, 3H), 1.13 (m, 1H), 0.50 (d, 2H), 0.24 (d, 2H).

Example 31



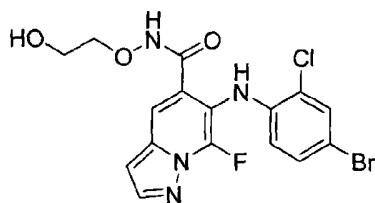
25

Synthesis of 6-(4-bromo-2-chlorophenylamino)-pyrazolo[1,5-a]pyridine-5-

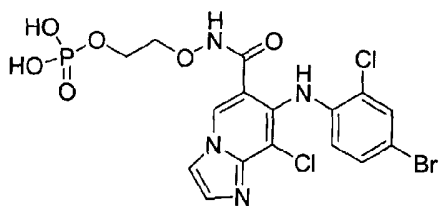
carboxylic acid (2-hydroxyethoxy)amide (73a)

Compound 73a, where W = Br, Y = Cl, and X = H, can be prepared as shown in Figure 17.

5

Example 32**Synthesis of 6-(4-bromo-2-chlorophenylamino)-7-fluoropyrazolo[1,5-a]pyridine-5-carboxylic acid (2-hydroxyethoxy)-amide (73b)**

10 Compound 73b, where W = Br, Y = Cl, and X = F, can be prepared as shown in Figure 17.

Example 33

15

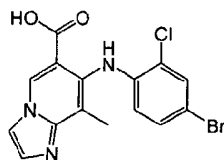
Synthesis of phosphoric acid mono-(2-{[7-(4-bromo-2-chlorophenylamino)-8-chloroimidazo[1,2-a]pyridine-6-carbonyl]-aminooxy}-ethyl) ester (74)

The synthesis of compound 74 is shown in Figure 18. 7-(4-bromo-2-chlorophenylamino)-8-chloroimidazo[1,2-a]pyridine-6-carboxylic acid (2-hydroxyethoxy)-amide (33a) (100 mg, 0.234 mmol), tetrazole (23 mg, 0.327 mmol) and di-tert-butyl diisopropylphosphoramidite (0.096 mL, 0.304 mmol) were

20

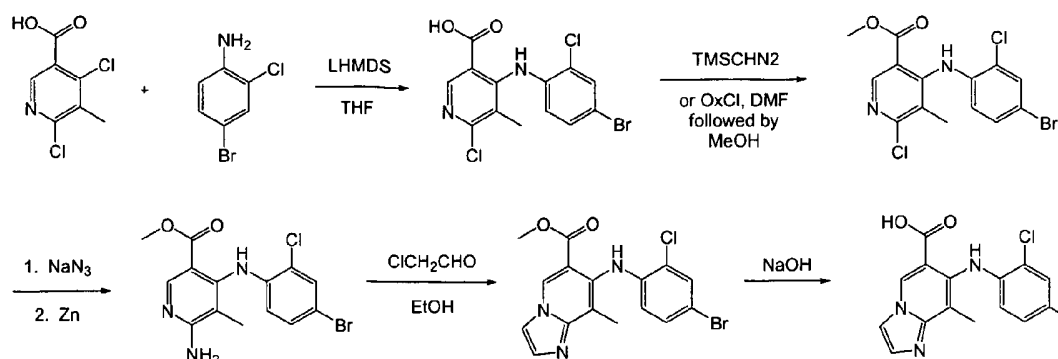
dissolved/suspended in 30 mL of anhydrous DMF under an atmosphere of dry N₂. The reaction mixture was stirred for about 3 hours, after which time the reaction was cooled to -78 °C and tert-butyl hydrogen peroxide (0.100 mL of 70% solution in water) was added. The cooling bath was then taken away and the reaction was slowly
5 warmed up to room temperature and reacted over night. The reaction mixture was then partitioned between a solution of ethyl ether/ethyl acetate (5:1) and saturated aqueous NaHCO₃. The organic layer was saved and successively washed with 10% aqueous sodium sulfite, 3 times with water and finally with brine. The resulting organic layer was dried over MgSO₄, filtered and concentrated under vacuum. The
10 residue was dissolved in 3 mL of a solution of TFA/DCM (2:1) under an atmosphere of dry N₂. The reaction was stirred at room temperature for about 2 hours after which time it was concentrated under vacuum and the resulting residue was stirred in methanol for about 1 hour. The off-white solid was collected via suction filtration, washed with methanol followed by ethyl ether and then air-dried to give the desired
15 compound (74).

Example 34



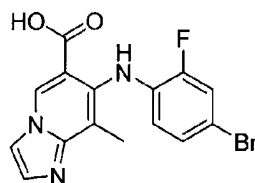
20 **7-(4-Bromo-2-chlorophenylamino)-8-methylimidazo[1,2-a]pyridine-6-carboxylic acid**

The compound was synthesized by the route shown below.



4,6-Dichloro-5-methylnicotinic acid (*J. Heterocyclic Chemistry* **1999**, 36, 953-957) was converted to 7-(4-bromo-2-chlorophenylamino)-8-methylimidazo[1,2-a]pyridine-6-carboxylic acid according to the steps described in the alternate synthesis of Step D, Example 9. It was determined that addition of sodium azide to the 4-(4-bromo-2-chloro-phenylamino)-6-chloro-5-methyl-nicotinic acid methyl ester intermediate required heating to 50 °C, which results in a separable mixture of the desired methyl ester, 6-azido-4-(4-bromo-2-chlorophenylamino)-5-methyl-nicotinic acid methyl ester, and the corresponding carboxylic acid. MS ESI (+) m/z 380, 382 (M^+ , Cl, Br pattern) detected. ^1H NMR (400 MHz, DMSO- d_6) δ 9.46 (s, 1H), 9.40 (br s, 1H), 8.25 (d, 1H), 8.12 (d, 1H), 7.79 (m, 1H), 7.42 (dd, 1H), 6.80 (d, 1H), 2.07 (s, 3H).

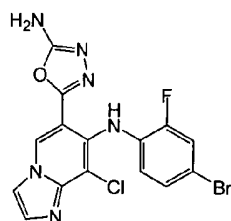
The following compound was prepared as described in the above example using 4-bromo-2-fluorophenylamine in the first step:



7-(4-Bromo-2-fluorophenylamino)-8-methyl-imidazo[1,2-a]pyridine-6-carboxylic acid

MS ESI (+) m/z 364, 366 (M⁺, Cl, Br pattern) detected. ¹H NMR (400 MHz, DMSO-d₆) δ 9.40 (s, 1H), 9.26 (br s, 1H), 8.22 (d, 1H), 8.10 (d, 1H), 7.61 (dd, 1H), 7.29 (dd, 1H), 6.87 (t, 1H), 2.14 (s, 3H). ¹⁹F (376 MHz, DMSO-d₆) -125.7 (s).

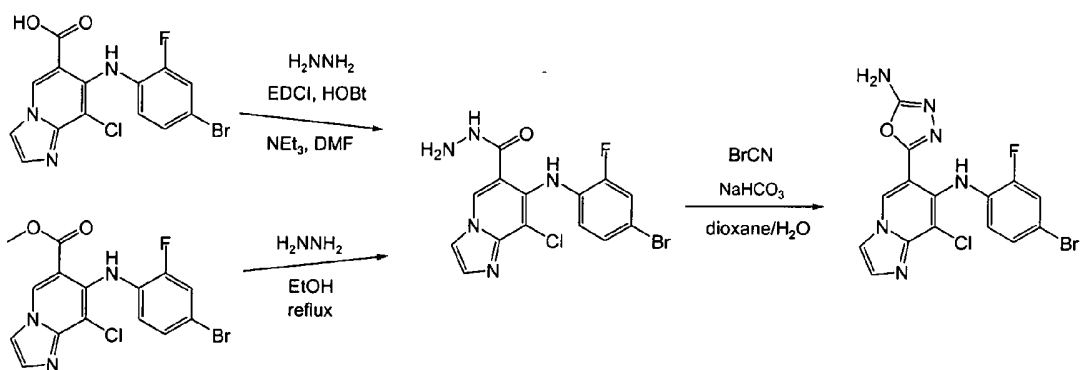
5

Example 35

[6-(5-Amino-[1,3,4]oxadiazol-2-yl)-8-chloroimidazo[1,2-a]pyridin-7-yl]-(4-bromo-2-fluorophenyl)-amine

10

The compound was synthesized by the route shown below.



15

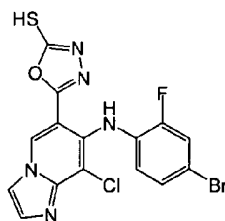
Step A: Preparation of 7-(4-Bromo-2-fluorophenylamino)-8-chloroimidazo[1,2-a]pyridine-6-carboxylic acid hydrazide. 7-(4-Bromo-2-fluorophenylamino)-8-chloroimidazo[1,2-a]pyridine-6-carboxylic acid was converted to the hydrazide according to the coupling conditions described in Step A of Example 3. Alternatively, the hydrazide can be prepared directly from 7-(4-Bromo-2-

fluorophenylamino)-8-chloroimidazo[1,2-a]pyridine-6-carboxylic acid methyl ester by refluxing with hydrazine in ethanol. MS ESI (+) m/z 398, 400 (M^+ , Cl, Br pattern) detected.

Step B: Preparation of [6-(5-Amino-[1,3,4]oxadiazol-2-yl)-8-chloroimidazo[1,2-a]pyridin-7-yl]-(4-bromo-2-fluoro-phenyl)-amine. 7-(4-Bromo-2-fluoro-phenylamino)-8-chloro-imidazo[1,2-a]pyridine-6-carboxylic acid hydrazide (100 mg, 0.25 mmol) was suspended in dioxane (2 mL). Cyanogen bromide (27 mg, 0.253 mmol) was added, followed by a solution of sodium bicarbonate (21 mg, 0.25 mmol) in H_2O (1.2 mL). The reaction mixture was stirred at room temperature for 16 hours. The reaction mixture was diluted with ethyl acetate and washed with water and saturated aqueous NaCl, dried over Na_2SO_4 and concentrated to yield the desired product (97 mg, 91%) as a white solid. MS ESI (+) m/z 423, 425 (M^+ , Cl, Br pattern) detected. 1H NMR (400 MHz, CD_3OD) δ 8.98 (s, 1H), 7.95 (s, 1H), 7.61 (s, 1H), 7.33 (d, 1H), 7.17 (d, 1H), 6.78 (t, 1H). ^{19}F (376 MHz, CD_3OD) -128.6 (t).

15

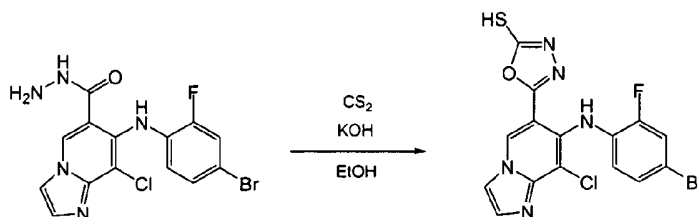
Example 36



5-[7-(4-Bromo-2-fluorophenylamino)-8-chloro-imidazo[1,2-a]pyridin-6-yl]-[1,3,4]oxadiazole-2-thiol

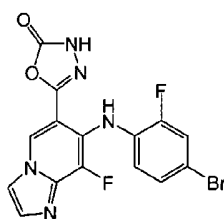
20

The compound was synthesized by the route shown below.



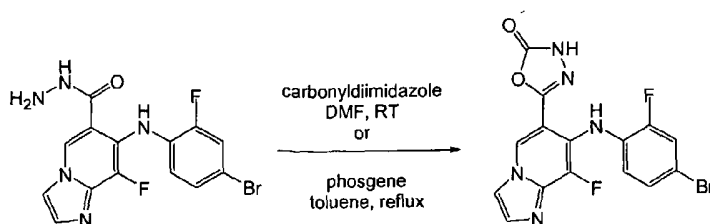
7-(4-Bromo-2-fluorophenylamino)-8-chloroimidazo[1,2-a]pyridine-6-carboxylic acid hydrazide (50 mg, 0.13 mmol) was suspended in ethanol (2.5 mL) and cooled to 0 °C. Carbon disulfide (22 mg, 0.29 mmol) was added, followed by powdered potassium hydroxide (7 mg, 0.13 mmol). The reaction mixture was stirred under N₂ for 1 hour at 0 °C and then for 30 minutes at room temperature. The reaction mixture was then brought to reflux and stirred under N₂ for 5 days. The reaction mixture was diluted with water and acidified to pH 1-2 with aqueous 1 M HCl. This mixture was then extracted with ethyl acetate (2x). The combined organic layers were washed with saturated aqueous NaHCO₃, saturated aqueous NaCl, dried over Na₂SO₄ and concentrated. Purification of the crude product was achieved by flash column chromatography (gradient of dichloromethane to 15:1 dichloromethane/methanol) and then trituration with diethyl ether and dichloromethane to yield the desired product (17 mg, 31%) as a yellow solid. MS ESI (+) m/z 440, 442 (M⁺, Cl, Br pattern) detected. ¹H NMR (400 MHz, DMSO-d₆) δ 9.29 (s, 1H), 8.16 (s, 1H), 8.08 (br s, 1H), 7.73 (s, 1H), 7.49 (d, 1H), 7.15 (d, 1H), 6.59 (t, 1H). ¹⁹F (376 MHz, DMSO-d₆) -128.7 (s).

Example 37



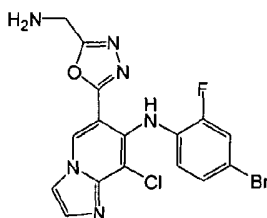
5-[7-(4-Bromo-2-fluorophenylamino)-8-fluoroimidazo[1,2-a]pyridin-6-yl]-3H-[1,3,4]oxadiazol-2-one

The compound was synthesized by the route shown below.



7-(4-bromo-2-fluorophenylamino)-8-fluoroimidazo[1,2-a]pyridine-6-carboxylic acid hydrazide (373 mg, 0.98 mmol), which was prepared according to Step A, Example 35, was dissolved into dimethylformamide (5 mL). Carbonyldiimidazole (166 mg, 1.02 mmol) was added as a solid. The reaction mixture was stirred for 1 hour at room temperature. It was then diluted with ethyl acetate and washed with water. The aqueous layer was back-extracted with ethyl acetate (3x). The combined organic layers were washed with saturated aqueous NaCl, dried over Na₂SO₄ and concentrated. Purification of the crude product was achieved by trituration with ethyl acetate and diethyl ether. The resulting solid was filtered, washed with diethyl ether, collected and dried under vacuum. The filtrate was concentrated and the trituration procedure was repeated. The solids were combined to yield the desired product (334 mg, 84%) as a yellow solid. MS ESI (+) m/z 408, 410 (M⁺, Br pattern) detected. ¹H NMR (400 MHz, DMSO-d₆) δ 12.69 (br s, 1H), 9.05 (s, 1H), 8.11 (d, 1H), 7.89 (s, 1H), 7.67 (s, 1H), 7.51 (dd, 1H), 7.20 (d, 1H), 6.77 (m, 1H). ¹⁹F (376 MHz, DMSO-d₆) -128.9 (t, 1F), -139.5 (s, 1F).

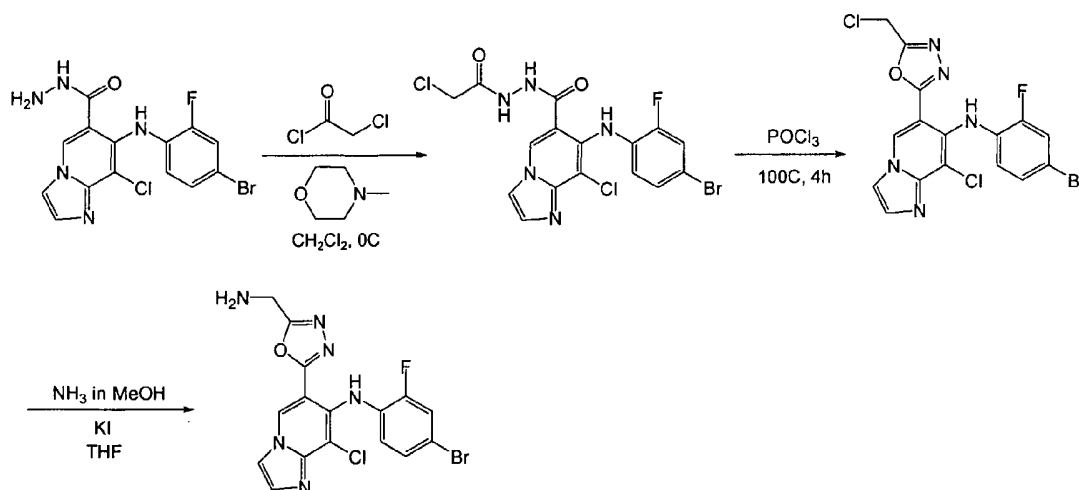
Example 38



[6-(5-Aminomethyl-1,3,4-oxadiazol-2-yl)-8-chloroimidazo[1,2-a]pyridin-7-yl]-(4-

bromo-2-fluorophenyl)-amine

The compound was synthesized by the route shown below.



5

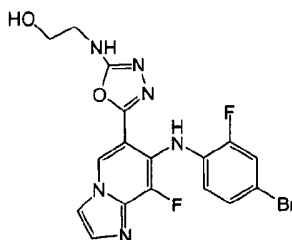
Step A: Preparation of 7-(4-bromo-2-fluorophenylamino)-8-chloroimidazo[1,2-a]pyridine-6-carboxylic acid N'-(2-chloro-acetyl)-hydrazide. 7-(4-Bromo-2-fluorophenylamino)-8-chloro-imidazo[1,2-a]pyridine-6-carboxylic acid hydrazide (100 mg, 0.25 mmol) of Step A, Example 35 was suspended in dichloromethane (2 mL) and 4-Me morpholine (0.040 mL, 0.36 mmol) was added. The mixture was cooled to 0 °C and then chloroacetyl chloride (0.029 mL, 0.36 mmol) was added dropwise. The reaction mixture was warmed to room temperature and stirred for 1 hour under N₂. Rinsed reaction mixture into a separatory funnel with a small amount of tetrahydrofuran and methanol and then diluted with ethyl acetate. The organic layer was washed with water and saturated aqueous NaCl, dried over Na₂SO₄ and concentrated. Purification of the crude product was achieved by flash column chromatography (20:1 dichloromethane/methanol) to yield the desired product (64 mg, 54%) as a yellow solid. MS ESI (+) m/z 474, 476 (M⁺, Cl, Br pattern) detected.

Step B: Preparation of (4-bromo-2-fluorophenyl)-[8-chloro-6-(5-chloromethyl-[1,3,4]oxadiazol-2-yl)-imidazo[1,2-a]pyridin-7-yl]-amine. 7-(4-Bromo-

2-fluorophenylamino)-8-chloroimidazo[1,2-a]pyridine-6-carboxylic acid N'-(2-chloro-acetyl)-hydrazide (63 mg, 0.13 mmol) was suspended in POCl₃ (1 mL). The reaction mixture was heated to 100 °C for 8 hours, during which time it became a bright red solution. The reaction mixture was cooled to room temperature and the solvent evaporated under reduced pressure. The residue was dissolved in ethyl acetate and washed with saturated aqueous NaHCO₃, saturated aqueous NaCl, dried over Na₂SO₄ and concentrated. The crude product (38 mg, 62%) was used without further purification in next step. MS ESI (+) m/z 456, 458 (M⁺, Cl, Br pattern) detected.

Step C: Preparation of [6-(5-aminomethyl-[1,3,4]oxadiazol-2-yl)-8-chloroimidazo[1,2-a]pyridin-7-yl]-(4-bromo-2-fluoro-phenyl)-amine. (4-Bromo-2-fluoro-phenyl)-[8-chloro-6-(5-chloromethyl-[1,3,4]oxadiazol-2-yl)-imidazo[1,2-a]pyridin-7-yl]-amine (38 mg, 0.083 mmol) was dissolved in tetrahydrofuran (1 mL). Potassium iodide (14 mg, 0.083 mmol) was added and then ammonia (7 M solution in methanol, 0.30 mL, 2.08 mmol). The reaction mixture was stirred at room temperature for 16 hours. The solvent was removed under reduced pressure and the crude product was purified by flash column chromatography (gradient of 20:1 dichloromethane/methanol to 5:1) to yield the desired product (26 mg, 71%) as a yellow solid. MS ESI (+) m/z 437, 439 (M⁺, Cl, Br pattern) detected. ¹H NMR (400 MHz, DMSO-d₆) δ 9.35 (s, 1H), 8.33 (s, 1H), 8.17 (d, 1H), 7.70 (d, 1H), 7.51 (dd, 1H), 7.16 (d, 1H), 6.65 (t, 1H), 3.94 (s, 2H). ¹⁹F (376 MHz, DMSO-d₆) -128.3 (t).

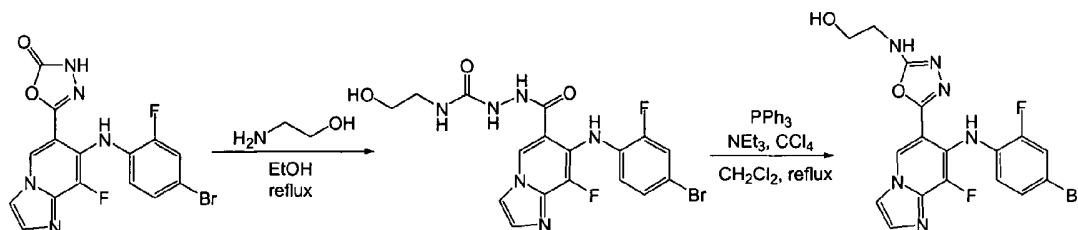
Example 39



2-{5-[7-(4-Bromo-2-fluorophenylamino)-8-fluoroimidazo[1,2-a]pyridin-6-yl]-

[1,3,4]oxadiazol-2-ylamino}-ethanol

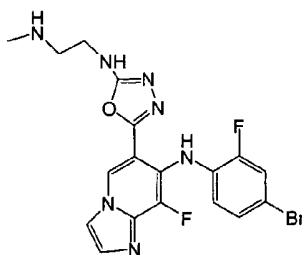
The compound was synthesized by the route shown below.



5

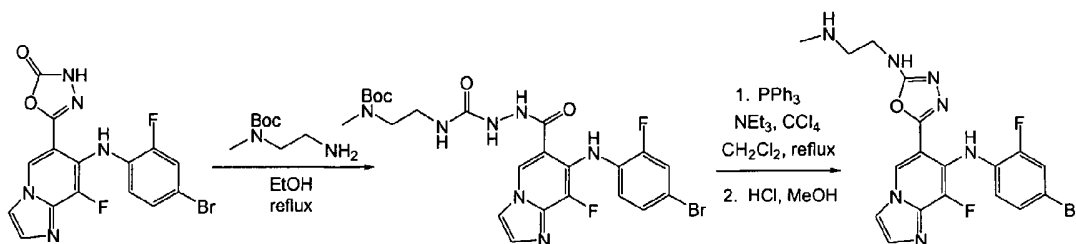
5-[7-(4-Bromo-2-fluorophenylamino)-8-fluoroimidazo[1,2-a]pyridin-6-yl]-3H-[1,3,4]oxadiazol-2-one of Example 37 was converted in two steps to the desired product following the procedures described in WO 04/056789. MS ESI (+) m/z 451, 453 (M⁺, Br pattern) detected. ¹H NMR (400 MHz, DMSO-d₆) δ 8.96 (s, 1H), 8.42 (s, 1H), 8.13 (d, 1H), 7.98 (t, 1H), 7.64 (d, 1H), 7.55 (dd, 1H), 7.26 (d, 1H), 6.87 (m, 1H), 4.78 (t, 1H), 3.56 (q, 2H), 3.30 (m, 2H). ¹⁹F (376 MHz, DMSO-d₆) -128.3 (t, 1F), -139.6 (s, 1F).

15

Example 40

N-{5-[7-(4-Bromo-2-fluorophenylamino)-8-fluoroimidazo[1,2-a]pyridin-6-yl]-[1,3,4]oxadiazol-2-yl}-N'-methyl-ethane-1,2-diamine

The compound was synthesized by the route shown below.

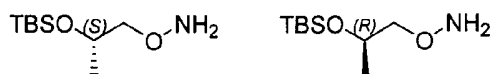


5-[7-(4-Bromo-2-fluorophenylamino)-8-fluoroimidazo[1,2-a]pyridin-6-yl]-
 3H-[1,3,4]oxadiazol-2-one of Example 37 was converted in three steps to the desired
 product, isolated as the HCl salt, following the procedures described in WO
 04/056789. MS ESI (+) m/z 464, 466 (M^+ , Br pattern) detected. ^1H NMR (400
 MHz, $\text{DMSO}-d_6$) δ 9.26 (s, 1H), 8.95 (br s, 1H), 8.86 (br s, 2H), 8.39 (t, 1H), 8.25 (s,
 1H), 7.93 (s, 1H), 7.64 (dd, 1H), 7.36 (d, 1H), 7.13 (m, 1H), 3.59 (q, 2H), 3.17 (m,
 2H), 2.59 (t, 3H).

Example 41

Preparation of Hydroxylamines

Hydroxylamines useful for synthesizing compounds of the present invention
 may be prepared as follows:



(i). (S)-O-[2-(tert-Butyl-dimethylsilyloxy)-propyl]-hydroxylamine and (R)-O-
 [2-(tert-Butyl-dimethyl-silyloxy)-propyl]-hydroxylamine

(S)-O-[2-(tert-Butyl-dimethyl-silanyloxy)-propyl]-hydroxylamine and (R)-O-
 [2-(tert-Butyl-dimethyl-silanyloxy)-propyl]-hydroxylamine were prepared from (S)-(-)
 propylene oxide and (R)-(+)-propylene oxide respectively by the following
 procedure:

Step A: Preparation of (S)-1-iodopropan-2-ol and (R)-1-Iodo-propan-2-ol.

Acetic acid (12.8 mL, 224 mmol) and (S)-(-)- or (R)-(+)-propylene oxide (16.0 mL, 224 mmol) were added sequentially to a solution of lithium iodide (15.0 g, 112 mmol) in THF (200 mL) cooled to 0 °C. The resulting thick suspension was allowed to
5 warm to room temperature and stir for 16 hours. The suspension was diluted with ether, washed with water (3x), saturated NaHCO₃ (3x), brine, dried over Na₂SO₄, and concentrated to provide the desired product as a yellow liquid (19.5 g, 94%).

Step B: Preparation of (S)-tert-butyl-(2-iodo-1-methyl-ethoxy)-dimethyl-silane and (R)-tert-Butyl-(2-iodo-1-methyl-ethoxy)-dimethyl-silane.

Pyridine (9.50 mL, 118 mmol) was added to a solution of (S)- or (R)-1-iodo-propan-2-ol (19.9 g, 107 mmol) and TBSCl (17.0 g, 113 mmol) in DMF (100 mL) cooled to 0 °C. After stirring for two days, the solution was diluted with hexanes, washed with water (3x) and brine. The aqueous washes were back-extracted with 1:1 hexanes/ethyl acetate. The combined organic phases were dried over Na₂SO₄. Concentration provided the
15 desired product as a yellow liquid (26.7 g, 83%).

Step C: Preparation of (S)-2-[2-(tert-Butyl-dimethyl-silanyloxy)-propoxy]-isoindole-1,3-dione and (R)-2-[2-(tert-Butyl-dimethyl-silanyloxy)-propoxy]-isoindole-1,3-dione.

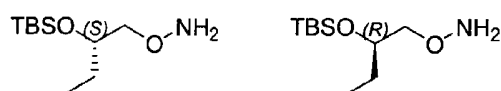
A solution of (S)- or (R)-tert-butyl-(2-iodo-1-methyl-ethoxy)-dimethyl-silane (22.7 g, 75.4 mmol), *N*-hydroxyphthalimide (14.8 g, 90.5 mmol) and
20 diisopropylethylamine (15.8 mL, 90.5 mmol) was heated at 75 °C for 48 hours. The solution was cooled to room temperature, diluted with water and extracted with 1:1 hexanes/ethyl acetate (2x) and diethyl ether (2x). The combined organic extracts were washed with water (3x), brine (2x), dried over Na₂SO₄ and concentrated to a red liquid. The crude product was purified by flash column chromatography
25 (dichloromethane) to provide the desired product as a yellow liquid (12.8 g, 50%).

Step D: Preparation of (S)-O-[2-(tert-Butyl-dimethyl-silanyloxy)-propyl]-hydroxylamine or (R)-O-[2-(tert-Butyl-dimethyl-silanyloxy)-propyl]-hydroxylamine.

Methyl hydrazine (2.12 mL, 39.9 mmol) was added to a solution of (S)- or (R)-2-[2-(tert-butyl-dimethyl-silanyloxy)-propoxy]-isoindole-1,3-dione (12.8 g, 38.0 mmol) in
30 dichloromethane (100 mL) and the resulting suspension was stirred for 16 hours. The suspension was filtered to remove solids and the filtrate was concentrated to a

yellow liquid. Flash column chromatography (2:1 hexanes/ethyl acetate) provided the desired product as a light yellow liquid (6.37 g, 82%). MS APCI (+) m/z 206 (M+1) detected. ^1H NMR (400 MHz, CDCl_3) δ 5.44 (br s, 2H), 4.03 (m, 1H), 3.58 (m, 1H), 3.51 (m, 1H), 1.12 (d, 3H), 0.90 (s, 9H), 0.08 (s, 6H).

- 5 (ii). The following hydroxylamines were prepared similarly starting with the appropriate terminal epoxide. The isoindol-1,3-diones intermediates and the final hydroxylamines were purified by flash column chromatography.

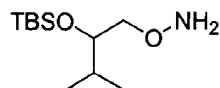


10

(S)-O-[2-(tert-butyl-dimethyl-silanyloxy)-butyl]-hydroxylamine and (R)-O-[2-(tert-butyl-dimethyl-silanyloxy)-butyl]-hydroxylamine

The hydroxylamines (S)-O-[2-(tert-butyl-dimethyl-silanyloxy)-butyl]-hydroxylamine and (R)-O-[2-(tert-butyl-dimethyl-silanyloxy)-butyl]-hydroxylamine were prepared from the homochiral terminal epoxides (S)- and (R)-1,2-epoxybutane respectively, which were obtained by kinetic resolution of 1,2-epoxybutane as described within *J. Am. Chem. Soc.*, **2002**, 124:1307. MS APCI (+) m/z 220 (M+1) detected. ^1H NMR (400 MHz, CDCl_3) δ 5.41 (br s, 2H), 3.79 (m, 1H), 3.60 (m, 2H), 1.54 (m, 1H), 1.44 (m, 1H), 0.90 (s, 9H), 0.08 (s, 3H), 0.07 (s, 3H).

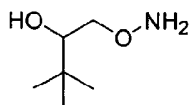
20



O-[2-(tert-butyl-dimethyl-silanyloxy)-3-methyl-butyl]-hydroxylamine

MS APCI (+) m/z 234 (M+1) detected. ^1H NMR (400 MHz, CDCl_3) δ 5.38 (br s, 2H), 3.64 (m, 3H), 1.75 (m, 1H), 0.90 (m, 15H), 0.08 (s, 3H), 0.05 (s, 3H).

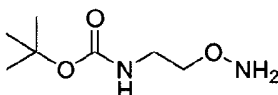
25



(iii). 1-Aminoxy-3,3-dimethyl-butan-2-ol

Step A: Preparation of 2-(2-Hydroxy-3,3-dimethyl-butoxy)-isoindole-1,3-
5 dione. To a solution of 3,3-dimethyl-1,2-epoxybutane (5.0 mL, 41.0 mmol) in DMF (100 mL) was added *N*-hydroxyphthalimide (8.03 g, 49.2 mmol) and triethylamine (6.90 mL, 49.2 mmol). The solution was heated at 75 °C for two days. The solution was cooled to room temperature, diluted with ethyl acetate and washed with water (2x), saturated potassium carbonate (3x), brine (2x), dried over Na₂SO₄ and
10 concentrated to an orange solid. Purification using flash column chromatography (dichloromethane) provided the desired product as a white solid (1.50 g, 14%).

Step B: Preparation of 1-Aminoxy-3,3-dimethyl-butan-2-ol. To a solution of 2-(2-hydroxy-3,3-dimethyl-butoxy)-isoindole-1,3-dione (1.47 g, 5.60 mmol) in dichloromethane (20 mL) cooled to 0 °C was added methylhydrazine (0.31 mL, 5.90
15 mmol). The white suspension was allowed to stir for 16 hours at room temperature. Diethyl ether (50 mL) was added and the solids were removed by filtration. The filtrate was concentrated, diluted with diethyl ether and the solids were removed by filtration. This procedure was repeated twice more and the final filtrate was concentrated to provide the desired product as a yellow liquid (0.643 g, 86%). ¹H
20 NMR (400 MHz, CDCl₃) δ 4.87 (br s, 2H), 3.85 (q, 1H), 3.58 (q, 2H), 0.93 (s, 9H).



(iv). (2-Aminoxy-ethyl)-carbamic acid tert-butyl ester

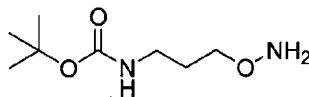
25 Step A: Preparation of Methanesulfonic acid 2-tert-butoxycarbonylamino-ethyl ester. Methanesulfonyl chloride (0.60 mL, 7.76 mmol) was added to a solution

of (2-hydroxy-ethyl)-carbamic acid tert-butyl ester (1.04 g, 6.46 mmol) and triethylamine (1.35 mL, 9.70 mmol) in dichloromethane (35 mL) cooled to 0 °C. The solution was stirred for one hour, after which time it was diluted with ethyl acetate, washed with saturated NaHCO₃ (2x), brine, dried over Na₂SO₄ and concentrated to a thick colorless liquid (1.37 g, 89%).

Step B: Preparation of [2-(1,3-Dioxo-1,3-dihydro-isoindol-2-yloxy)-ethyl]-carbamic acid tert-butyl ester. Added *N*-hydroxyphthalimide (1.12 g, 6.87 mmol) and triethylamine (0.96 mL, 6.87 mmol) to a solution of methanesulfonic acid 2-tert-butoxycarbonylamino-ethyl ester (1.37 g, 5.73 mmol) in DMF (20 mL). The solution was heated to 50 °C for 16 hours after which time it was cooled to room temperature. The solution was diluted with ethyl acetate, washed with water (2x), saturated K₂CO₃, dried over Na₂SO₄ and concentrated to an orange solid (747 mg, 43%) which was taken on without purification.

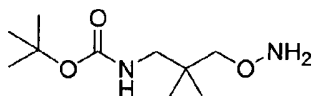
Step C: Preparation of (2-Aminooxy-ethyl)-carbamic acid tert-butyl ester. The synthesis of the title compound was carried out according to STEP D of Example 41 (i) using [2-(1,3-dioxo-1,3-dihydro-isoindol-2-yloxy)-ethyl]-carbamic acid tert-butyl ester as the starting material to provide 255 mg (71%) of the desired compound as a yellow liquid. ¹H NMR (400 MHz, CDCl₃) δ 5.50 (br s, 2H), 5.02 (br s, 1H), 3.71 (t, 2H), 3.36 (q, 2H), 1.45 (s, 9H).

The following hydroxylamine was prepared similarly using (3-hydroxypropyl)-carbamic acid tert-butyl ester as the starting material.



(3-Aminooxy-propyl)-carbamic acid tert-butyl ester

¹H NMR (400 MHz, CDCl₃) δ 5.41 (br s, 2H), 4.76 (br s, 1H), 3.73 (t, 2H), 3.21 (q, 2H), 1.78 (m, 2H), 1.44 (s, 9H).

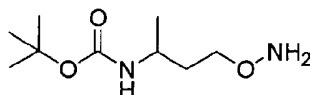


(v). (3-Aminooxy-2,2-dimethylpropyl)-carbamic acid tert-butyl ester

Step A: Preparation of (3-Hydroxy-2,2-dimethyl-propyl)-carbamic acid tert-
5 butyl ester. Boc-anhydride (13.07 g, 59.9 mmol) in THF (10 mL) was added dropwise to a solution of 3-amino-2,2-dimethyl-propan-1-ol (5.15 g, 49.9 mmol) and NaOH (2.40 g, 59.9 mmol) dissolved into 1:1 THF/water (50 mL). The solution was stirred at room temperature for 72 hours. The solution was concentrated under reduced pressure to about one half of the reaction volume. The remaining solution
10 was acidified to pH 6 and was then extracted with ethyl acetate (2x). The organic extracts were washed with water, brine, dried over Na₂SO₄ and concentrated to provide the desired product (10.2 g, quantitative) as a white solid.

Step B: Preparation of [3-(1,3-Dioxo-1,3-dihydro-isoindol-2-yloxy)-2,2-
15 dimethyl-propyl]-carbamic acid tert-butyl ester. Diethylazodicarboxylate (8.26 mL, 52.4 mmol) was added to a solution of (3-hydroxy-2,2-dimethyl-propyl)-carbamic acid tert-butyl ester (10.2 g, 49.9 mmol), *N*-hydroxyphthalimide (8.15 g, 49.9 mmol) and triphenylphosphine (13.1 g, 49.9 mmol) in THF (200 mL). The solution was stirred at room temperature for 16 hours after which time it was diluted with dichloromethane and passed through a plug of silica gel, eluting with
20 dichloromethane. The product containing fractions were concentrated to a yellow liquid, which was further purified by flash column chromatography (dichloromethane to 4:1 dichloromethane/ethyl acetate) to provide pure desired product (1.98 g, 11%) as a waxy white solid.

Step C: Preparation of (3-Aminooxy-2,2-dimethyl-propyl)-carbamic acid tert-
25 butyl ester. The synthesis of the title compound was carried out according to Step D of the Example 41 using [3-(1,3-dioxo-1,3-dihydro-isoindol-2-yloxy)-2,2-dimethyl-propyl]-carbamic acid tert-butyl ester as the starting material to provide 998 mg (80%) desired product as a pale yellow liquid. ¹H NMR (400 MHz, CDCl₃) δ 5.45 (br s, 2H), 4.94 (br s, 1H), 3.44 (s, 2H), 3.03 (br d, 2H), 1.45 (s, 9H), 0.88 (s, 6H).



(vi). (3-Aminooxy-1-methylpropyl)-carbamic acid tert-butyl ester

5 Step A: Preparation of 3-amino-butan-1-ol. Lithium aluminum hydride (1.0 M in THF, 43.8 mL, 43.8 mmol) was added dropwise over one hour to a suspension of 3-aminobutyric acid (2.26 g, 21.9 mmol) in THF (100 mL) cooled to 0 °C. The solution was then refluxed for 16 hours after which time it was cooled to 0 °C and quenched by the careful sequential addition of water (2 mL), 15% aqueous NaOH (2 mL) and water (2 mL). The mixture was stirred for 15 minutes and was filtered through Celite®, washing the filter pad with THF. Concentration of the filtrate provided the desired product (1.43 g, 73%) as a clear oil.

15 Step B: Preparation of (3-Aminooxy-1-methyl-propyl)-carbamic acid tert-butyl ester. The synthesis of the title compound was carried out according to Steps A, B and C of Example 41(iii) above using 3-amino-butan-1-ol as the starting material to provide 998 mg (80%) desired product as a pale yellow liquid. ¹H NMR (400 MHz, CDCl₃) δ 5.39 (br s, 2H), 4.52 (br s, 1H), 3.72 (m, 3H), 1.70 (m, 2H), 1.43 (2, 9H), 1.14 (d, 3H).

20 (vii). The following hydroxylamines were prepared as described in WO 02/06213: *O*-(2-vinyloxy-ethyl)-hydroxylamine; *O*-(2-methoxy-ethyl)-hydroxylamine; 2-aminooxy-propan-1-ol; 3-aminooxy-propan-1-ol; 1-aminooxy-2-methyl-propan-2-ol; 1-aminooxy-3-methoxy-propan-2-ol; 3-aminooxy-1,1,1-trifluoro-propan-2-ol; 2-aminooxy-2-methyl-propan-1-ol; (2-aminooxy-ethyl)-methyl-carbamic acid tert-butyl ester; (R)-*O*-2,2-dimethyl-[1,3]dioxolan-4-ylmethyl)-hydroxylamine; (S)-*O*-2,2-dimethyl-[1,3]dioxolan-4-ylmethyl)-hydroxylamine.

(viii). The isoindole-1,3-dione intermediates of the following hydroxylamines are prepared from the appropriate alkyl halide and *N*-hydroxyphthalimide by the procedure described within *J. Heterocyclic Chemistry* 2000, 37, 827-830: *O*-propyl-

hydroxylamine; *O*-isopropyl-hydroxylamine; *O*-cyclopropylmethyl-hydroxylamine.
The isoindole-1,3-diones are deprotected by the procedure described above.

(ix). The following hydroxylamines were obtained from commercial sources:
methoxylamine hydrochloride; *O*-ethylhydroxylamine hydrochloride; *O*-(tert-
5 butyl)amine hydrochloride; *O*-allylamine hydrochloride.

Additional compounds of the present invention are shown in Figures 19A-
19G.

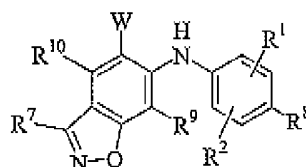
The foregoing description is considered as illustrative only of the principles of
the invention. Further, since numerous modifications and changes will be readily
10 apparent to those skilled in the art, it is not desired to limit the invention to the exact
construction and process shown as described above. Accordingly, all suitable
modifications and equivalents may be resorted to falling within the scope of the
invention as defined by the claims that follow.

The words "comprise," "comprising," "include," "including," and "includes"
15 when used in this specification and in the following claims are intended to specify the
presence of stated features, integers, components, or steps, but they do not preclude
the presence or addition of one or more other features, integers, components, steps, or
groups thereof.

2004270699 16 Sep 2011

THE CLAIMS DEFINING THE INVENTION ARE AS FOLLOWS:

1. A compound of the Formula (I)

**I**

and pharmaceutically accepted salts, prodrugs and solvates thereof, wherein:

R^1 , R^2 , R^7 , R^8 , R^9 , and R^{10} are independently hydrogen, halo, cyano, nitro, trifluoromethyl, difluoromethoxy, trifluoromethoxy, azido, $-OR^3$, $-C(O)R^3$, $-C(O)OR^3$, $NR^4C(O)OR^6$, $-OC(O)R^3$, $-NR^4SO_2R^6$, $-SO_2NR^3R^4$, $-NR^4C(O)R^3$, $-C(O)NR^3R^4$, $-NR^5C(O)NR^3R^4$, $-NR^5C(NCN)NR^3R^4$, $-NR^3R^4$, C_1 - C_{10} alkyl, C_2 - C_{10} alkenyl, C_2 - C_{10} alkynyl, C_3 - C_{10} cycloalkyl, C_3 - C_{10} cycloalkylalkyl, $-S(O)_j(C_1$ - C_6 alkyl), $-S(O)_j(CR^4R^5)_m$ -aryl, aryl, arylalkyl, heteroaryl, heteroarylalkyl, heterocyclyl, heterocyclylalkyl, $-O(CR^4R^5)_m$ -aryl, $-NR^4(CR^4R^5)_m$ -aryl, $-O(CR^4R^5)_m$ -heteroaryl, $-NR^4(CR^4R^5)_m$ -heteroaryl, $-O(CR^4R^5)_m$ -heterocyclyl or $-NR^4(CR^4R^5)_m$ -heterocyclyl, wherein any of said alkyl, alkenyl, alkynyl, cycloalkyl, aryl, arylalkyl, heteroaryl, heteroarylalkyl, heterocyclyl and heterocyclylalkyl portions are optionally substituted with one or more groups independently selected from oxo, halo, cyano, nitro, trifluoromethyl, difluoromethoxy, trifluoromethoxy, azido, $-NR^4SO_2R^6$, $-SO_2NR^3R^4$, $-C(O)R^3$, $-C(O)OR^3$, $-OC(O)R^3$, $-NR^4C(O)OR^6$, $-NR^4C(O)R^3$, $-C(O)NR^3R^4$, $-NR^3R^4$, $-NR^5C(O)NR^3R^4$, $-NR^5C(NCN)NR^3R^4$, $-OR^3$, aryl, heteroaryl, arylalkyl, heteroarylalkyl, heterocyclyl, and heterocyclylalkyl;

R^3 is hydrogen, trifluoromethyl, C_1 - C_{10} alkyl, C_2 - C_{10} alkenyl, C_2 - C_{10} alkynyl, C_3 - C_{10} cycloalkyl, C_3 - C_{10} cycloalkylalkyl, aryl, arylalkyl, heteroaryl, heteroarylalkyl, heterocyclyl, heterocyclylalkyl, phosphate or an amino acid residue, wherein any of said alkyl, alkenyl, alkynyl, cycloalkyl, aryl, arylalkyl, heteroaryl, heteroarylalkyl, heterocyclyl and heterocyclylalkyl portions are optionally substituted with one or more groups independently selected from oxo, halo, cyano, nitro, trifluoromethyl,

2004270699 16 Sep 2011

difluoromethoxy, trifluoromethoxy, azido, $-NR'SO_2R'''$, $-SO_2NR'R''$, $-C(O)R'$, $C(O)OR'$, $-OC(O)R'$, $-NR'C(O)OR'''$, $-NR'C(O)R''$, $-C(O)NR'R''$, $-SR'$, $-S(O)R'''$, $-SO_2R'''$, $-NR'R''$, $-NR'C(O)NR''R'''$, $-NR'C(NCN)NR''R'''$, $-OR'$, aryl, heteroaryl, arylalkyl, heteroarylalkyl, heterocyclyl, and heterocyclylalkyl,

- 5 or R^3 and R^4 together with the atom to which they are attached form a 4 to 10 membered carbocyclic, heteroaryl or heterocyclic ring, wherein any of said carbocyclic, heteroaryl or heterocyclic rings are optionally substituted with one or more groups independently selected from halo, cyano, nitro, trifluoromethyl, difluoromethoxy, trifluoromethoxy, azido, $-NR'SO_2R'''$, $-SO_2NR'R''$, $-C(O)R'$, $-C(O)OR'$, $-OC(O)R'$,
 10 $-NR'C(O)OR'''$, $-NR'C(O)R''$, $-C(O)NR'R''$, $-SO_2R'''$, $-NR'R''$, $-NR'C(O)NR''R'''$, $-NR'C(NCN)NR''R'''$, $-OR'$, aryl, heteroaryl, arylalkyl, heteroarylalkyl, heterocyclyl, and heterocyclylalkyl;

R' , R'' and R''' independently are hydrogen, lower alkyl, lower alkenyl, aryl and arylalkyl, and R'''' is lower alkyl, lower alkenyl, aryl and arylalkyl, or any two of R' , R'' , R''' or R''''

- 15 together with the atom to which they are attached form a 4 to 10 membered carbocyclic, heteroaryl or heterocyclic ring, wherein any of said alkyl, alkenyl, aryl, arylalkyl carbocyclic rings, heteroaryl rings or heterocyclic rings are optionally substituted with one or more groups independently selected from halo, cyano, nitro, trifluoromethyl, difluoromethoxy, trifluoromethoxy, azido, aryl, heteroaryl, arylalkyl,
 20 heteroarylalkyl, heterocyclyl, and heterocyclylalkyl;

R^4 and R^5 independently are hydrogen or C_1 - C_6 alkyl, or

- R^4 and R^5 together with the atom to which they are attached form a 4 to 10 membered carbocyclic, heteroaryl or heterocyclic ring, wherein said alkyl or any of said carbocyclic, heteroaryl and heterocyclic rings are optionally substituted with one or
 25 more groups independently selected from halo, cyano, nitro, trifluoromethyl, difluoromethoxy, trifluoromethoxy, azido, $-NR'SO_2R'''$, $-SO_2NR'R''$, $-C(O)R'''$, $-C(O)OR'$, $-OC(O)R'$, $-NR'C(O)OR'''$, $-NR'C(O)R''$, $-C(O)NR'R''$, $-SO_2R'''$, $-NR'R''$, $-NR'C(O)NR''R'''$, $-NR'C(NCN)NR''R'''$, $-OR'$, aryl, heteroaryl, arylalkyl, heteroarylalkyl, heterocyclyl, and heterocyclylalkyl;

- 30 R^6 is trifluoromethyl, C_1 - C_{10} alkyl, C_3 - C_{10} cycloalkyl, aryl, arylalkyl, heteroaryl, heteroarylalkyl, heterocyclyl, heterocyclylalkyl, wherein any of said alkyl, cycloalkyl,

2004270699 16 Sep 2011

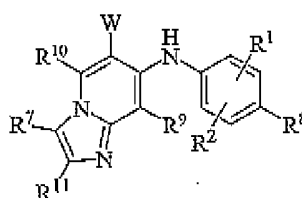
aryl, arylalkyl, heteroaryl, heteroarylalkyl, heterocyclyl and heterocyclylalkyl portions are optionally substituted with one or more groups independently selected from oxo, halo, cyano, nitro, trifluoromethyl, difluoromethoxy, trifluoromethoxy, azido, -NR'SO₂R^{'''}, -SO₂NR'R^{''}, -C(O)R', -C(O)OR', -OC(O)R', -NR'C(O)OR^{'''}, -NR'C(O)R', -C(O)NR'R^{''}, -SO₂R^{'''}, -NR'R', -NR'C(O)NR'R^{'''}, -NR'C(NCN)NR'R^{'''}, -OR', aryl, heteroaryl, arylalkyl, heteroarylalkyl, heterocyclyl, and heterocyclylalkyl;

W is heteroaryl, heterocyclyl, -C(O)OR³, -C(O)NR³R⁴, -C(O)NR⁴OR³, -C(O)R⁴OR³, -C(O)(C₃-C₁₀ cycloalkyl), -C(O)(C₁-C₁₀ alkyl), -C(O)(aryl), -C(O)(heteroaryl), -C(O)(heterocyclyl), -CONH(SO₂)CH₃ or CR³OR³, wherein any of said heteroaryl, heterocyclyl, -C(O)OR³, -C(O)NR³R⁴, -C(O)NR⁴OR³, -C(O)R⁴OR³, -C(O)(C₃-C₁₀ cycloalkyl), -C(O)(C₁-C₁₀ alkyl), -C(O)(aryl), -C(O)(heteroaryl), [[and]] -C(O)(heterocyclyl), -CONH(SO₂)CH₃ and CR³OR³ are optionally substituted with one or more groups independently selected from -NR³R⁴, -OR³, -R², C₁-C₁₀ alkyl, C₂-C₁₀ alkenyl, and C₂-C₁₀ alkynyl, wherein any of said C₁-C₁₀ alkyl, C₂-C₁₀ alkenyl, and C₂-C₁₀ alkynyl are optionally substituted with 1 or more groups independently selected from -NR³R⁴ and -OR³;

m is 0, 1, 2, 3, 4 or 5; and

j is 0, 1 or 2.

2. A compound of the Formula (II)



II

and pharmaceutically accepted salts, prodrugs and solvates thereof, wherein:

R¹, R², R⁷, R⁸, R⁹, R¹⁰ and R¹¹ are independently selected from hydrogen, halo, cyano, nitro, trifluoromethyl, difluoromethoxy, trifluoromethoxy, azido, -OR³, -C(O)R³, -C(O)OR³, NR⁴C(O)OR⁶, -OC(O)R³, -NR⁴SO₂R⁶, -SO₂NR³R⁴, -NR⁴C(O)R³, -C(O)NR³R⁴, -NR⁵C(O)NR³R⁴, -NR⁵C(NCN)NR³R⁴, -NR³R⁴, C₁-C₁₀ alkyl, C₂-C₁₀ alkenyl, C₂-C₁₀ alkynyl, C₃-C₁₀ cycloalkyl, C₃-C₁₀ cycloalkylalkyl, -S(O)_j(C₁-C₆

2004270699 16 Sep 2011

alkyl), $-S(O)_j(CR^4R^5)_m$ -aryl, aryl, arylalkyl, heteroaryl, heteroarylalkyl, heterocyclyl, heterocyclylalkyl, $-O(CR^4R^5)_m$ -aryl, $-NR^4(CR^4R^5)_m$ -aryl, $-O(CR^4R^5)_m$ -heteroaryl, $-NR^4(CR^4R^5)_m$ -heteroaryl, $-O(CR^4R^5)_m$ -heterocyclyl or $-NR^4(CR^4R^5)_m$ -heterocyclyl, where any of said alkyl, alkenyl, alkynyl, cycloalkyl, aryl, arylalkyl, heteroaryl, heteroarylalkyl, heterocyclyl and heterocyclylalkyl portions are optionally substituted with one or more groups independently selected from oxo, halo, cyano, nitro, trifluoromethyl, difluoromethoxy, trifluoromethoxy, azido, $-NR^4SO_2R^6$, $-SO_2NR^3R^4$, $-C(O)R^3$, $-C(O)OR^3$, $-OC(O)R^3$, $-NR^4C(O)OR^6$, $-NR^4C(O)R^3$, $-C(O)NR^3R^4$, $-NR^3R^4$, $-NR^5C(O)NR^3R^4$, $-NR^5C(NCN)NR^3R^4$, $-OR^3$, aryl, heteroaryl, arylalkyl, heteroarylalkyl, heterocyclyl, and heterocyclylalkyl;

or R^7 and R^{11} together with the atoms to which they are attached form a 4 to 10 membered saturated, unsaturated, or partially saturated carbocyclic or heterocyclic ring, wherein any of said saturated, unsaturated, partially saturated carbocyclic or heterocyclic rings are optionally substituted with one or more groups independently selected from halo, cyano, nitro, trifluoromethyl, difluoromethoxy, trifluoromethoxy, azido, $-NR'SO_2R''$, $-SO_2NR'R''$, $-C(O)R'$, $-C(O)OR'$, $-OC(O)R'$, $-NR'C(O)OR''$, $-NR'C(O)R''$, $-C(O)NR'R''$, $-SO_2R''$, $-NR'R''$, $-NR'C(O)NR''R''$, $-NR'C(NCN)NR''R''$, $-OR'$, aryl, heteroaryl, arylalkyl, heteroarylalkyl, heterocyclyl, and heterocyclylalkyl;

R^3 is selected from hydrogen, trifluoromethyl, C_1 - C_{10} alkyl, C_2 - C_{10} alkenyl, C_2 - C_{10} alkynyl, C_3 - C_{10} cycloalkyl, C_3 - C_{10} cycloalkylalkyl, aryl, arylalkyl, heteroaryl, heteroarylalkyl, heterocyclyl, heterocyclylalkyl, phosphate and an amino acid residue, where any of said alkyl, alkenyl, alkynyl, cycloalkyl, cycloalkylalkyl, aryl, arylalkyl, heteroaryl, heteroarylalkyl, heterocyclyl and heterocyclylalkyl portions are optionally substituted with one or more groups independently selected from oxo, halo, cyano, nitro, trifluoromethyl, difluoromethoxy, trifluoromethoxy, azido, $-NR'SO_2R''$, $-SO_2NR'R''$, $-C(O)R'$, $-C(O)OR'$, $-OC(O)R'$, $-NR'C(O)OR''$, $-NR'C(O)R''$, $-C(O)NR'R''$, $-SR'$, $-S(O)R''$, $-SO_2R''$, $-NR'R''$, $-NR'C(O)NR''R''$, $-NR'C(NCN)NR''R''$, $-OR'$, aryl, heteroaryl, arylalkyl, heteroarylalkyl, heterocyclyl, and heterocyclylalkyl,

or R^3 and R^4 together with the atom to which they are attached form a 4 to 10 membered saturated, unsaturated, or partially saturated heterocyclic ring, wherein any of said saturated, unsaturated, or partially saturated heterocyclic rings are optionally

2004270699 16 Sep 2011

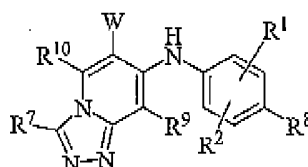
- substituted with one or more groups independently selected from halo, cyano, nitro, trifluoromethyl, difluoromethoxy, trifluoromethoxy, azido, $-NR'SO_2R''''$, $-SO_2NRR''$, $-C(O)R'$, $-C(O)OR'$, $-OC(O)R'$, $-NR'C(O)OR''''$, $-NR'C(O)R''$, $-C(O)NRR''$, $-SO_2R''''$, $-NRR''$, $-NR'C(O)NRR''''$, $-NR'C(NCN)NRR''''$, $-OR'$, aryl, heteroaryl, arylalkyl, heteroarylalkyl, heterocyclyl, and heterocyclylalkyl;
- 5 R' , R'' and R''' independently are selected from hydrogen, lower alkyl, lower alkenyl, aryl and arylalkyl;
- R'''' is selected from lower alkyl, lower alkenyl, aryl and arylalkyl, or any two of R' , R'' , R''' or R'''' together with the atom to which they are attached form a 4 to
- 10 10 membered saturated, unsaturated, or partially saturated heterocyclic ring, wherein any of said alkyl, alkenyl, aryl, arylalkyl saturated, unsaturated, or partially saturated heterocyclic rings are optionally substituted with one or more groups independently selected from halo, cyano, nitro, trifluoromethyl, difluoromethoxy, trifluoromethoxy, azido, aryl, heteroaryl, arylalkyl, heteroarylalkyl, heterocyclyl, and heterocyclylalkyl;
- 15 R^4 and R^5 independently represent hydrogen or C_1 - C_6 alkyl;
- R^6 is trifluoromethyl, C_1 - C_{10} alkyl, C_3 - C_{10} cycloalkyl, aryl, arylalkyl, heteroaryl, heteroarylalkyl, heterocyclyl, or heterocyclylalkyl, wherein any of said alkyl, cycloalkyl, aryl, arylalkyl, heteroaryl, heteroarylalkyl, heterocyclyl or heterocyclylalkyl portions are optionally substituted with one or more groups
- 20 independently selected from oxo, halo, cyano, nitro, trifluoromethyl, difluoromethoxy, trifluoromethoxy, azido, $-NR'SO_2R''''$, $-SO_2NRR''$, $-C(O)R'$, $-C(O)OR'$, $-OC(O)R'$, $-NR'C(O)OR''''$, $-NR'C(O)R''$, $-C(O)NRR''$, $-SO_2R''''$, $-NRR''$, $-NR'C(O)NRR''''$, $-NR'C(NCN)NRR''''$, $-OR'$, aryl, heteroaryl, arylalkyl, heteroarylalkyl, heterocyclyl, and heterocyclylalkyl;
- 25 W is selected from heteroaryl, heterocyclyl, $-C(O)OR^3$, $-C(O)NR^3R^4$, $-C(O)NR^4OR^3$, $C(O)R^4OR^3$, $-C(O)(C_3-C_{10}$ cycloalkyl), $-C(O)(C_1-C_{10}$ alkyl), $-C(O)(aryl)$, $C(O)(heteroaryl)$, $-C(O)(heterocyclyl)$ and $-CR^3OR^3$, wherein any of said heteroaryl, heterocyclyl, $-C(O)OR^3$, $-C(O)NR^3R^4$, $-C(O)NR^4OR^3$, $-C(O)R^4OR^3$, $-C(O)(C_3-C_{10}$ cycloalkyl), $-C(O)(C_1-C_{10}$ alkyl), $-C(O)(aryl)$, $-C(O)(heteroaryl)$ $-C(O)(heterocyclyl)$
- 30 and $-CR^3OR^3$ are optionally substituted with one or more groups independently selected from

-NR³R⁴, -OR³, -R², C₁-C₁₀ alkyl, C₂-C₁₀ alkenyl, and C₂-C₁₀ alkynyl, wherein any of said alkyl, alkenyl, and alkynyl portions are optionally substituted with 1 or more groups independently selected from -NR³R⁴ and -OR³;

m is 0, 1, 2, 3, 4 or 5; and

5 j is 0, 1 or 2.

3. A compound of the Formula III



III

and pharmaceutically accepted salts, prodrugs and solvates thereof, wherein:

R¹, R², R⁷, R⁸, R⁹, and R¹⁰ are independently selected from hydrogen, halo, cyano, nitro, trifluoromethyl, difluoromethoxy, trifluoromethoxy, azido, -OR³, -C(O)R³, -C(O)OR³, NR⁴C(O)OR⁶, -OC(O)R³, -NR⁴SO₂R⁶, -SO₂NR³R⁴, -NR⁴C(O)R³, -C(O)NR³R⁴, -NR⁵C(O)NR³R⁴, -NR⁵C(NCN)NR³R⁴, -NR³R⁴, C₁-C₁₀ alkyl, C₂-C₁₀ alkenyl, C₂-C₁₀ alkynyl, C₃-C₁₀ cycloalkyl, C₃-C₁₀ cycloalkylalkyl, -S(O)_j(C₁-C₆ alkyl), -S(O)_j(CR⁴R⁵)_m-aryl, aryl, arylalkyl, heteroaryl, heteroarylalkyl, heterocyclyl, heterocyclylalkyl, -O(CR⁴R⁵)_m-aryl, -NR⁴(CR⁴R⁵)_m-aryl, -O(CR⁴R⁵)_m-heteroaryl, -NR⁴(CR⁴R⁵)_m-heteroaryl, -O(CR⁴R⁵)_m-heterocyclyl or -NR⁴(CR⁴R⁵)_m-heterocyclyl, wherein any of said alkyl, alkenyl, alkynyl, cycloalkyl, aryl, arylalkyl, heteroaryl, heteroarylalkyl, heterocyclyl and heterocyclylalkyl portions are optionally substituted with one or more groups independently selected from oxo, halo, cyano, nitro, trifluoromethyl, difluoromethoxy, trifluoromethoxy, azido, -NR⁴SO₂R⁶, -SO₂NR³R⁴, -C(O)R³, -C(O)OR³, -OC(O)R³, -NR⁴C(O)OR⁶, -NR⁴C(O)R³, -C(O)NR³R⁴, -NR³R⁴, -NR⁵C(O)NR³R⁴, -NR⁵C(NCN)NR³R⁴, -OR³, aryl, heteroaryl, arylalkyl, heteroarylalkyl, heterocyclyl, and heterocyclylalkyl;

R³ is hydrogen, trifluoromethyl, C₁-C₁₀ alkyl, C₂-C₁₀ alkenyl, C₂-C₁₀ alkynyl, C₃-C₁₀ cycloalkyl, C₃-C₁₀ cycloalkylalkyl, aryl, arylalkyl, heteroaryl, heteroarylalkyl,

2004270699 16 Sep 2011

- heterocyclyl, heterocyclylalkyl, phosphate or an amino acid residue, wherein any of said alkyl, alkenyl, alkynyl, cycloalkyl, aryl, arylalkyl, heteroaryl, heteroarylalkyl, heterocyclyl and heterocyclylalkyl portions are optionally substituted with one or more groups independently selected from oxo, halo, cyano, nitro, trifluoromethyl, difluoromethoxy, trifluoromethoxy, azido, $-NR'SO_2R''$, $-SO_2NRR''$, $-C(O)R'$, $-C(O)OR'$, $-OC(O)R'$, $-NR'C(O)OR'''$, $-NR'C(O)R''$, $-C(O)NRR''$, $-SR'$, $-S(O)R'''$, $-SO_2R''$, $-NRR''$, $-NR'C(O)NR''R'''$, $-NR'C(NCN)NR''R'''$, $-OR'$, aryl, heteroaryl, arylalkyl, heteroarylalkyl, heterocyclyl, and heterocyclylalkyl,
- or R^3 and R^4 together with the atom to which they are attached form a 4 to 10 membered saturated, unsaturated, or partially saturated heterocyclic ring, wherein any of said saturated, unsaturated, or partially saturated heterocyclic rings are optionally substituted with one or more groups independently selected from halo, cyano, nitro, trifluoromethyl, difluoromethoxy, trifluoromethoxy, azido, $-NR'SO_2R''$, $-SO_2NRR''$, $-C(O)R'$, $-C(O)OR'$, $-OC(O)R'$, $-NR'C(O)OR'''$, $-NR'C(O)R''$, $-C(O)NRR''$, $-SO_2R''$, $-NRR''$, $-NR'C(O)NR''R'''$, $-NR'C(NCN)NR''R'''$, $-OR'$, aryl, heteroaryl, arylalkyl, heteroarylalkyl, heterocyclyl, and heterocyclylalkyl;
- R' , R'' and R''' independently are hydrogen, lower alkyl, lower alkenyl, aryl or arylalkyl, R'''' is lower alkyl, lower alkenyl, aryl or arylalkyl,
- or any two of R' , R'' , R''' or R'''' together with the atom to which they are attached form a 4 to 10 membered saturated, unsaturated, or partially saturated heterocyclic ring, wherein any of said alkyl, alkenyl, aryl, arylalkyl saturated, unsaturated, or partially saturated heterocyclic rings are optionally substituted with one or more groups independently selected from halo, cyano, nitro, trifluoromethyl, difluoromethoxy, trifluoromethoxy, azido, aryl, heteroaryl, arylalkyl, heteroarylalkyl, heterocyclyl, and heterocyclylalkyl;
- R^4 and R^5 independently are hydrogen or C_1 - C_6 alkyl;
- R^6 is trifluoromethyl, C_1 - C_{10} alkyl, C_3 - C_{10} cycloalkyl, aryl, arylalkyl, heteroaryl, heteroarylalkyl, heterocyclyl, or heterocyclylalkyl, wherein any of said alkyl, cycloalkyl, aryl, arylalkyl, heteroaryl, heteroarylalkyl, heterocyclyl and heterocyclylalkyl portions are optionally substituted with one or more groups independently selected from oxo, halo, cyano, nitro, trifluoromethyl, difluoromethoxy, trifluoromethoxy, azido, $-NR'SO_2R''$, $-SO_2NRR''$, $-C(O)R'$,

2004270699 16 Sep 2011

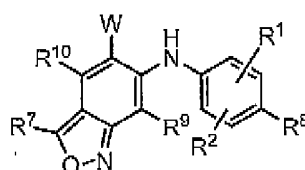
-C(O)OR', -OC(O)R', -NR'C(O)OR'', -NR'C(O)R'', -C(O)NR'R'', -SO₂R'', -NR'R',
-NR'C(O)NR''R'', -NR'C(NCN)NR''R'', -OR', aryl, heteroaryl, arylalkyl,
heteroarylalkyl, heterocyclyl, and heterocyclylalkyl;

W is heteroaryl, heterocyclyl, -C(O)OR³, -C(O)NR³R⁴, -C(O)NR⁴OR³, -C(O)R⁴OR³,
-C(O)(C₃-C₁₀ cycloalkyl), -C(O)(C₁-C₁₀ alkyl), -C(O)(aryl), -C(O)(heteroaryl),
-C(O)(heterocyclyl), or CR³OR³, wherein any of said heteroaryl, heterocyclyl,
-C(O)OR³, -C(O)NR³R⁴, -C(O)NR⁴OR³, -C(O)R⁴OR³, -C(O)(C₃-C₁₀ cycloalkyl),
-C(O)(C₁-C₁₀ alkyl), -C(O)(aryl), -C(O)(heteroaryl), -C(O)(heterocyclyl), and
CR³OR³ are optionally substituted with one or more groups independently selected
from -NR³R⁴, -OR³, -R², C₁-C₁₀ alkyl, C₂-C₁₀ alkenyl, and C₂-C₁₀ alkynyl, wherein
any of said C₁-C₁₀ alkyl, C₂-C₁₀ alkenyl, and C₂-C₁₀ alkynyl are optionally substituted
with 1 or more groups independently selected from -NR³R⁴ and -OR³;

m is 0, 1, 2, 3, 4 or 5; and

j is 0, 1 or 2.

4. A compound of the Formula IV



IV

and pharmaceutically accepted salts, prodrugs and solvates thereof, wherein:

R¹, R², R⁷, R⁸, R⁹, and R¹⁰ are independently hydrogen, halo, cyano, nitro, trifluoromethyl,
difluoromethoxy, trifluoromethoxy, azido, -OR³, -C(O)R³, -C(O)OR³, NR⁴C(O)OR⁶,
-OC(O)R³, -NR⁴SO₂R⁶, -SO₂NR³R⁴, -NR⁴C(O)R³, -C(O)NR³R⁴, -NR⁵C(O)NR³R⁴,
-NR⁵C(NCN)NR³R⁴, -NR³R⁴, C₁-C₁₀ alkyl, C₂-C₁₀ alkenyl, C₂-C₁₀ alkynyl, C₃-C₁₀
cycloalkyl, C₃-C₁₀ cycloalkylalkyl, -S(O)_j(C₁-C₆ alkyl), -S(O)_j(CR⁴R⁵)_m-aryl, aryl,
arylalkyl, heteroaryl, heteroarylalkyl, heterocyclyl, heterocyclylalkyl,
-O(CR⁴R⁵)_m-aryl, -NR⁴(CR⁴R⁵)_m-aryl, -O(CR⁴R⁵)_m-heteroaryl, -NR⁴(CR⁴R⁵)_m-

2004270699 16 Sep 2011

heteroaryl, $-\text{O}(\text{CR}^4\text{R}^5)_m\text{-heterocyclyl}$ or $-\text{NR}^4(\text{CR}^4\text{R}^5)_m\text{-heterocyclyl}$, wherein any of said alkyl, alkenyl, alkynyl, cycloalkyl, aryl, arylalkyl, heteroaryl, heteroarylalkyl, heterocyclyl and heterocyclylalkyl portions are optionally substituted with one or more groups independently selected from oxo, halo, cyano, nitro, trifluoromethyl, difluoromethoxy, trifluoromethoxy, azido, $-\text{NR}^4\text{SO}_2\text{R}^6$, $-\text{SO}_2\text{NR}^3\text{R}^4$, $-\text{C}(\text{O})\text{R}^3$, $-\text{C}(\text{O})\text{OR}^3$, $-\text{OC}(\text{O})\text{R}^3$, $-\text{NR}^4\text{C}(\text{O})\text{OR}^6$, $-\text{NR}^4\text{C}(\text{O})\text{R}^3$, $-\text{C}(\text{O})\text{NR}^3\text{R}^4$, $-\text{NR}^3\text{R}^4$, $-\text{NR}^5\text{C}(\text{O})\text{NR}^3\text{R}^4$, $-\text{NR}^5\text{C}(\text{NCN})\text{NR}^3\text{R}^4$, $-\text{OR}^3$, aryl, heteroaryl, arylalkyl, heteroarylalkyl, heterocyclyl, and heterocyclylalkyl;

R^3 is hydrogen, trifluoromethyl, $\text{C}_1\text{-C}_{10}$ alkyl, $\text{C}_2\text{-C}_{10}$ alkenyl, $\text{C}_2\text{-C}_{10}$ alkynyl, $\text{C}_3\text{-C}_{10}$ cycloalkyl, $\text{C}_3\text{-C}_{10}$ cycloalkylalkyl, aryl, arylalkyl, heteroaryl, heteroarylalkyl, heterocyclyl, heterocyclylalkyl, phosphate or an amino acid residue, wherein any of said alkyl, alkenyl, alkynyl, cycloalkyl, aryl, arylalkyl, heteroaryl, heteroarylalkyl, heterocyclyl and heterocyclylalkyl portions are optionally substituted with one or more groups independently selected from oxo, halo, cyano, nitro, trifluoromethyl, difluoromethoxy, trifluoromethoxy, azido, $-\text{NR}'\text{SO}_2\text{R}''$, $-\text{SO}_2\text{NR}'\text{R}''$, $-\text{C}(\text{O})\text{R}'$, $-\text{C}(\text{O})\text{OR}'$, $-\text{OC}(\text{O})\text{R}'$, $-\text{NR}'\text{C}(\text{O})\text{OR}''$, $-\text{NR}'\text{C}(\text{O})\text{R}''$, $-\text{C}(\text{O})\text{NR}'\text{R}''$, $-\text{SR}'$, $-\text{S}(\text{O})\text{R}''$, $-\text{SO}_2\text{R}'''$, $-\text{NR}'\text{R}''$, $-\text{NR}'\text{C}(\text{O})\text{NR}''\text{R}'''$, $-\text{NR}'\text{C}(\text{NCN})\text{NR}''\text{R}'''$, $-\text{OR}'$, aryl, heteroaryl, arylalkyl, heteroarylalkyl, heterocyclyl, and heterocyclylalkyl,

or R^3 and R^4 together with the atom to which they are attached form a 4 to 10 membered saturated, unsaturated, or partially saturated heterocyclic ring, wherein any of said saturated, unsaturated, or partially saturated heterocyclic rings are optionally substituted with one or more groups independently selected from halo, cyano, nitro, trifluoromethyl, difluoromethoxy, trifluoromethoxy, azido, $-\text{NR}'\text{SO}_2\text{R}'''$, $-\text{SO}_2\text{NR}'\text{R}'''$, $-\text{C}(\text{O})\text{R}'$, $-\text{C}(\text{O})\text{OR}'$, $-\text{OC}(\text{O})\text{R}'$, $-\text{NR}'\text{C}(\text{O})\text{OR}'''$, $-\text{NR}'\text{C}(\text{O})\text{R}'''$, $-\text{C}(\text{O})\text{NR}'\text{R}'''$, $-\text{SO}_2\text{R}'''$, $-\text{NR}'\text{R}'''$, $-\text{NR}'\text{C}(\text{O})\text{NR}''\text{R}'''$, $-\text{NR}'\text{C}(\text{NCN})\text{NR}''\text{R}'''$, $-\text{OR}'$, aryl, heteroaryl, arylalkyl, heteroarylalkyl, heterocyclyl, and heterocyclylalkyl;

R' , R'' and R''' independently are hydrogen, lower alkyl, lower alkenyl, aryl and arylalkyl,

R'''' is lower alkyl, lower alkenyl, aryl and arylalkyl,

or any two of R' , R'' , R''' or R'''' together with the atom to which they are attached form a 4 to 10 membered saturated, unsaturated, or partially saturated heterocyclic ring, wherein any of said alkyl, alkenyl, aryl, arylalkyl saturated, unsaturated, or partially saturated

2004270699 16 Sep 2011

heterocyclic rings are optionally substituted with one or more groups independently selected from halo, cyano, nitro, trifluoromethyl, difluoromethoxy, trifluoromethoxy, azido, aryl, heteroaryl, arylalkyl, heteroarylalkyl, heterocyclyl, and heterocyclalkyl;

R^4 and R^5 independently are hydrogen or C_1 - C_6 alkyl;

5 R^6 is trifluoromethyl, C_1 - C_{10} alkyl, C_3 - C_{10} cycloalkyl, aryl, arylalkyl, heteroaryl, heteroarylalkyl, heterocyclyl, or heterocyclalkyl, wherein any of said alkyl, cycloalkyl, aryl, arylalkyl, heteroaryl, heteroarylalkyl, heterocyclyl and heterocyclalkyl portions are optionally substituted with one or more groups independently selected from oxo, halo, cyano, nitro, trifluoromethyl, difluoromethoxy, trifluoromethoxy, azido, $-NR^1SO_2R^m$, $-SO_2NR^1R^m$, $-C(O)R^1$, $-C(O)OR^1$, $-OC(O)R^1$, $-NR^1C(O)OR^m$, $-NR^1C(O)R^m$, $-C(O)NR^1R^m$, $-SO_2R^m$, $-NR^1R^m$, $-NR^1C(O)NR^mR^m$, $-NR^1C(NCN)NR^mR^m$, $-OR^1$, aryl, heteroaryl, arylalkyl, heteroarylalkyl, heterocyclyl, and heterocyclalkyl;

10 W is heteroaryl, heterocyclyl, $-C(O)OR^3$, $-C(O)NR^3R^4$, $-C(O)NR^4OR^3$, $-C(O)R^4OR^3$, $-C(O)(C_3$ - C_{10} cycloalkyl), $-C(O)(C_1$ - C_{10} alkyl), $-C(O)(aryl)$, $-C(O)(heteroaryl)$, $-C(O)(heterocyclyl)$, or CR^3OR^3 , wherein any of said heteroaryl, heterocyclyl, $-C(O)OR^3$, $-C(O)NR^3R^4$, $-C(O)NR^4OR^3$, $-C(O)R^4OR^3$, $-C(O)(C_3$ - C_{10} cycloalkyl), $-C(O)(C_1$ - C_{10} alkyl), $-C(O)(aryl)$, $-C(O)(heteroaryl)$ and $-C(O)(heterocyclyl)$, CR^3OR^3 are optionally substituted with one or more groups independently selected from

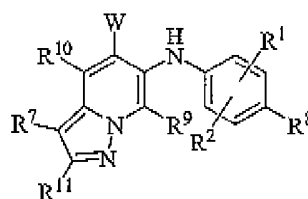
20 $-NR^3R^4$, $-OR^3$, $-R^2$, C_1 - C_{10} alkyl, C_2 - C_{10} alkenyl, and C_2 - C_{10} alkynyl, wherein any of said C_1 - C_{10} alkyl, C_2 - C_{10} alkenyl, and C_2 - C_{10} alkynyl are optionally substituted with 1 or more groups independently selected from $-NR^3R^4$ and $-OR^3$;

m is 0, 1, 2, 3, 4 or 5; and

j is 0, 1 or 2.

25

5. A compound of the Formula V



V

and pharmaceutically accepted salts, prodrugs and solvates thereof, wherein:

R^1 , R^2 , R^7 , R^8 , R^9 , R^{10} and R^{11} are independently selected from hydrogen, halo, cyano, nitro, trifluoromethyl, difluoromethoxy, trifluoromethoxy, azido, $-OR^3$, $-C(O)R^3$, $-C(O)OR^3$, $NR^4C(O)OR^6$, $-OC(O)R^3$, $-NR^4SO_2R^6$, $-SO_2NR^3R^4$, $-NR^4C(O)R^3$, $-C(O)NR^3R^4$, $-NR^5C(O)NR^3R^4$, $-NR^5C(NCN)NR^3R^4$, $-NR^3R^4$, C_1 - C_{10} alkyl, C_2 - C_{10} alkenyl, C_2 - C_{10} alkynyl, C_3 - C_{10} cycloalkyl, C_3 - C_{10} cycloalkylalkyl, $-S(O)_j(C_1$ - C_6 alkyl), $-S(O)_j(CR^4R^5)_m$ -aryl, aryl, arylalkyl, heteroaryl, heteroarylalkyl, heterocyclyl, heterocyclalkyl, $-O(CR^4R^5)_m$ -aryl, $-NR^4(CR^4R^5)_m$ -aryl, $-O(CR^4R^5)_m$ -heteroaryl, $-NR^4(CR^4R^5)_m$ -heteroaryl, $-O(CR^4R^5)_m$ -heterocyclyl and $-NR^4(CR^4R^5)_m$ -heterocyclyl, where any of said alkyl, alkenyl, alkynyl, cycloalkyl, aryl, arylalkyl, heteroaryl, heteroarylalkyl, heterocyclyl and heterocyclalkyl portions are optionally substituted with one or more groups independently selected from oxo, halo, cyano, nitro, trifluoromethyl, difluoromethoxy, trifluoromethoxy, azido, $-NR^4SO_2R^6$, $-SO_2NR^3R^4$, $-C(O)R^3$, $-C(O)OR^3$, $-OC(O)R^3$, $-NR^4C(O)OR^6$, $-NR^4C(O)R^3$, $-C(O)NR^3R^4$, $-NR^3R^4$, $-NR^5C(O)NR^3R^4$, $-NR^5C(NCN)NR^3R^4$, $-OR^3$, aryl, heteroaryl, arylalkyl, heteroarylalkyl, heterocyclyl, and heterocyclalkyl;

or R^7 and R^{11} together with the atoms to which they are attached form a 4 to 10 membered saturated, unsaturated, or partially saturated carbocyclic, or heterocyclic ring, wherein any of said saturated, unsaturated, or partially saturated carbocyclic, or heterocyclic rings are optionally substituted with one or more groups independently selected from halo, cyano, nitro, trifluoromethyl, difluoromethoxy, trifluoromethoxy, azido, $-NR'SO_2R''$, $-SO_2NR'R''$, $-C(O)R'$, $-C(O)OR'$, $-OC(O)R'$, $-NR'C(O)OR''$, $-NR'C(O)R''$, $-C(O)NR'R''$, $-SO_2R''$, $-NR'R''$, $-NR'C(O)NR'R''$, $-NR'C(NCN)NR'R''$, $-OR'$, aryl, heteroaryl, arylalkyl, heteroarylalkyl, heterocyclyl, and heterocyclalkyl;

R^3 is selected from hydrogen, trifluoromethyl, C_1 - C_{10} alkyl, C_2 - C_{10} alkenyl, C_2 - C_{10} alkynyl, C_3 - C_{10} cycloalkyl, C_3 - C_{10} cycloalkylalkyl, aryl, arylalkyl, heteroaryl, heteroarylalkyl,

2004270699 16 Sep 2011

heterocyclyl, heterocyclalkyl, phosphate and an amino acid residue, where any of said alkyl, alkenyl, alkynyl, cycloalkyl, cycloalkylalkyl, aryl, arylalkyl, heteroaryl, heteroarylalkyl, heterocyclyl and heterocyclalkyl portions are optionally substituted with one or more groups independently selected from oxo, halo, cyano, nitro, trifluoromethyl, difluoromethoxy, trifluoromethoxy, azido, -NR'SO₂R'', -SO₂NR'R'', -C(O)R', -C(O)OR', -OC(O)R', -NR'C(O)OR'', -NR'C(O)R'', -C(O)NR'R'', -SR', -S(O)R''', -SO₂R'', -NRR'', -NR'C(O)NR''R'', -NR'C(NCN)NR''R'', -OR', aryl, heteroaryl, arylalkyl, heteroarylalkyl, heterocyclyl, and heterocyclalkyl;

or R³ and R⁴ together with the atom to which they are attached form a 4 to 10 membered saturated, unsaturated, or partially saturated heterocyclic ring, wherein any of said saturated, unsaturated, and partially saturated heterocyclic rings are optionally substituted with one or more groups independently selected from halo, cyano, nitro, trifluoromethyl, difluoromethoxy, trifluoromethoxy, azido, -NR'SO₂R'', -SO₂NR'R'', -C(O)R', -C(O)OR', -OC(O)R', -NR'C(O)OR'', -NR'C(O)R'', -C(O)NR'R'', -SO₂R'', -NRR'', -NR'C(O)NR''R'', -NR'C(NCN)NR''R'', -OR', aryl, heteroaryl, arylalkyl, heteroarylalkyl, heterocyclyl, and heterocyclalkyl;

R', R'' and R''' independently are selected from hydrogen, lower alkyl, lower alkenyl, aryl and arylalkyl;

R'''' is selected from lower alkyl, lower alkenyl, aryl and arylalkyl;

or any two of R', R'', R''' or R'''' together with the atom to which they are attached form a 4 to 10 membered saturated, unsaturated, or partially saturated heterocyclic ring, wherein any of said alkyl, alkenyl, aryl, arylalkyl saturated, unsaturated, or partially saturated heterocyclic rings are optionally substituted with one or more groups independently selected from halo, cyano, nitro, trifluoromethyl, difluoromethoxy, trifluoromethoxy, azido, aryl, heteroaryl, arylalkyl, heteroarylalkyl, heterocyclyl, and heterocyclalkyl;

R⁴ and R⁵ independently represent hydrogen or C₁-C₆ alkyl;

R⁶ is trifluoromethyl, C₁-C₁₀ alkyl, C₃-C₁₀ cycloalkyl, aryl, arylalkyl, heteroaryl, heteroarylalkyl, heterocyclyl, or heterocyclalkyl, wherein any of said alkyl, cycloalkyl, aryl, arylalkyl, heteroaryl, heteroarylalkyl, heterocyclyl and heterocyclalkyl portions are optionally substituted with one or more groups independently selected from oxo, halo, cyano, nitro, trifluoromethyl,

2004270699 16 Sep 2011

difluoromethoxy, trifluoromethoxy, azido, $-\text{NR}'\text{SO}_2\text{R}''$, $-\text{SO}_2\text{NR}'\text{R}''$, $-\text{C}(\text{O})\text{R}'$, $-\text{C}(\text{O})\text{OR}'$, $-\text{OC}(\text{O})\text{R}'$, $-\text{NR}'\text{C}(\text{O})\text{OR}''$, $-\text{NR}'\text{C}(\text{O})\text{R}''$, $-\text{C}(\text{O})\text{NR}'\text{R}''$, $-\text{SO}_2\text{R}''$, $-\text{NR}'\text{R}''$, $-\text{NR}'\text{C}(\text{O})\text{NR}''\text{R}'''$, $-\text{NR}'\text{C}(\text{NCN})\text{NR}''\text{R}'''$, $-\text{OR}'$, aryl, heteroaryl, arylalkyl, heteroarylalkyl, heterocyclyl, and heterocyclylalkyl;

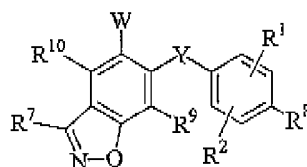
- 5 W is selected from heteroaryl, heterocyclyl, $-\text{C}(\text{O})\text{OR}^3$, $-\text{C}(\text{O})\text{NR}^3\text{R}^4$, $-\text{C}(\text{O})\text{NR}^4\text{OR}^3$, $\text{C}(\text{O})\text{R}^4\text{OR}^3$, $-\text{C}(\text{O})(\text{C}_3\text{-C}_{10} \text{ cycloalkyl})$, $-\text{C}(\text{O})(\text{C}_1\text{-C}_{10} \text{ alkyl})$, $-\text{C}(\text{O})(\text{aryl})$, $\text{C}(\text{O})(\text{heteroaryl})$, $-\text{C}(\text{O})(\text{heterocyclyl})$, $-\text{CONH}(\text{SO}_2)\text{CH}_3$ and $-\text{CR}^3\text{OR}^3$, wherein any of said heteroaryl, heterocyclyl, $-\text{C}(\text{O})\text{OR}^3$, $-\text{C}(\text{O})\text{NR}^3\text{R}^4$, $-\text{C}(\text{O})\text{NR}^4\text{OR}^3$, $-\text{C}(\text{O})\text{R}^4\text{OR}^3$, $-\text{C}(\text{O})(\text{C}_3\text{-C}_{10} \text{ cycloalkyl})$, $-\text{C}(\text{O})(\text{C}_1\text{-C}_{10} \text{ alkyl})$, $-\text{C}(\text{O})(\text{aryl})$, $-\text{C}(\text{O})(\text{heteroaryl})$, $-\text{C}(\text{O})(\text{heterocyclyl})$, $-\text{CONH}(\text{SO}_2)\text{CH}_3$ and $-\text{CR}^3\text{OR}^3$ are optionally substituted with one or more groups independently selected from

$-\text{NR}^3\text{R}^4$, $-\text{OR}^3$, $-\text{R}^2$, $\text{C}_1\text{-C}_{10} \text{ alkyl}$, $\text{C}_2\text{-C}_{10} \text{ alkenyl}$, and $\text{C}_2\text{-C}_{10} \text{ alkynyl}$, wherein any of said alkyl, alkenyl, and alkynyl portions are optionally substituted with 1 or more groups independently selected from $-\text{NR}^3\text{R}^4$ and $-\text{OR}^3$;

- 15 m is 0, 1, 2, 3, 4 or 5; and

j is 0, 1 or 2.

6. A compound of the Formula (I)



I

and pharmaceutically accepted salts, prodrugs and solvates thereof, wherein:

- 25 R^1 , R^2 , R^7 , R^8 , R^9 , and R^{10} are independently hydrogen, halo, cyano, nitro, trifluoromethyl, difluoromethoxy, trifluoromethoxy, azido, $-\text{OR}^3$, $-\text{C}(\text{O})\text{R}^3$, $-\text{C}(\text{O})\text{OR}^3$, $\text{NR}^4\text{C}(\text{O})\text{OR}^6$, $-\text{OC}(\text{O})\text{R}^3$, $-\text{NR}^4\text{SO}_2\text{R}^6$, $-\text{SO}_2\text{NR}^3\text{R}^4$, $-\text{NR}^4\text{C}(\text{O})\text{R}^3$, $-\text{C}(\text{O})\text{NR}^3\text{R}^4$, $-\text{NR}^5\text{C}(\text{O})\text{NR}^3\text{R}^4$, $-\text{NR}^5\text{C}(\text{NCN})\text{NR}^3\text{R}^4$, $-\text{NR}^3\text{R}^4$, $\text{C}_1\text{-C}_{10} \text{ alkyl}$, $\text{C}_2\text{-C}_{10} \text{ alkenyl}$, $\text{C}_2\text{-C}_{10} \text{ alkynyl}$, $\text{C}_3\text{-C}_{10} \text{ cycloalkyl}$, $\text{C}_3\text{-C}_{10} \text{ cycloalkylalkyl}$, $-\text{S}(\text{O})_j(\text{C}_1\text{-C}_6 \text{ alkyl})$, $-\text{S}(\text{O})_j(\text{CR}^4\text{R}^5)_m\text{-aryl}$, aryl,

2004270699 16 Sep 2011

- arylalkyl, heteroaryl, heteroarylalkyl, heterocyclyl, heterocyclylalkyl,
 $-\text{O}(\text{CR}^4\text{R}^5)_m\text{-aryl}$, $-\text{NR}^4(\text{CR}^4\text{R}^5)_m\text{-aryl}$, $-\text{O}(\text{CR}^4\text{R}^5)_m\text{-heteroaryl}$,
 $-\text{NR}^4(\text{CR}^4\text{R}^5)_m\text{-heteroaryl}$, $-\text{O}(\text{CR}^4\text{R}^5)_m\text{-heterocyclyl}$ or $-\text{NR}^4(\text{CR}^4\text{R}^5)_m\text{-heterocyclyl}$,
 wherein any of said alkyl, alkenyl, alkynyl, cycloalkyl, aryl, arylalkyl, heteroaryl,
 5 heteroarylalkyl, heterocyclyl and heterocyclylalkyl portions are optionally substituted
 with one or more groups independently selected from oxo, halo, cyano, nitro,
 trifluoromethyl, difluoromethoxy, trifluoromethoxy, azido, $-\text{NR}^4\text{SO}_2\text{R}^6$, $-\text{SO}_2\text{NR}^3\text{R}^4$,
 $-\text{C}(\text{O})\text{R}^3$, $-\text{C}(\text{O})\text{OR}^3$, $-\text{OC}(\text{O})\text{R}^3$, $-\text{NR}^4\text{C}(\text{O})\text{OR}^6$, $-\text{NR}^4\text{C}(\text{O})\text{R}^3$, $-\text{C}(\text{O})\text{NR}^3\text{R}^4$, $-\text{NR}^3\text{R}^4$,
 $-\text{NR}^5\text{C}(\text{O})\text{NR}^3\text{R}^4$, $-\text{NR}^5\text{C}(\text{NCN})\text{NR}^3\text{R}^4$, $-\text{OR}^3$, aryl, heteroaryl, arylalkyl,
 10 heteroarylalkyl, heterocyclyl, and heterocyclylalkyl;
- R^3 is hydrogen, trifluoromethyl, $\text{C}_1\text{-C}_{10}$ alkyl, $\text{C}_2\text{-C}_{10}$ alkenyl, $\text{C}_2\text{-C}_{10}$ alkynyl, $\text{C}_3\text{-C}_{10}$
 cycloalkyl, $\text{C}_3\text{-C}_{10}$ cycloalkylalkyl, aryl, arylalkyl, heteroaryl, heteroarylalkyl,
 heterocyclyl, heterocyclylalkyl, phosphate or an amino acid residue, wherein any of
 said alkyl, alkenyl, alkynyl, cycloalkyl, aryl, arylalkyl, heteroaryl, heteroarylalkyl,
 15 heterocyclyl and heterocyclylalkyl portions are optionally substituted with one or
 more groups independently selected from oxo, halo, cyano, nitro, trifluoromethyl,
 difluoromethoxy, trifluoromethoxy, azido, $-\text{NR}'\text{SO}_2\text{R}'''$, $-\text{SO}_2\text{NR}'\text{R}''$, $-\text{C}(\text{O})\text{R}'$,
 $\text{C}(\text{O})\text{OR}'$, $-\text{OC}(\text{O})\text{R}'$, $-\text{NR}'\text{C}(\text{O})\text{OR}'''$, $-\text{NR}'\text{C}(\text{O})\text{R}''$, $-\text{C}(\text{O})\text{NR}'\text{R}''$, $-\text{SR}'$, $-\text{S}(\text{O})\text{R}'''$,
 $-\text{SO}_2\text{R}'''$, $-\text{NR}'\text{R}''$, $-\text{NR}'\text{C}(\text{O})\text{NR}''\text{R}'''$, $-\text{NR}'\text{C}(\text{NCN})\text{NR}''\text{R}'''$, $-\text{OR}'$, aryl, heteroaryl,
 20 arylalkyl, heteroarylalkyl, heterocyclyl, and heterocyclylalkyl,
- or R^3 and R^4 together with the atom to which they are attached form a 4 to 10 membered
 carbocyclic, heteroaryl or heterocyclic ring, wherein any of said carbocyclic,
 heteroaryl or heterocyclic rings are optionally substituted with one or more groups
 independently selected from halo, cyano, nitro, trifluoromethyl, difluoromethoxy,
 25 trifluoromethoxy, azido, $-\text{NR}'\text{SO}_2\text{R}'''$, $-\text{SO}_2\text{NR}'\text{R}''$, $-\text{C}(\text{O})\text{R}'$, $-\text{C}(\text{O})\text{OR}'$, $-\text{OC}(\text{O})\text{R}'$,
 $-\text{NR}'\text{C}(\text{O})\text{OR}'''$, $-\text{NR}'\text{C}(\text{O})\text{R}''$, $-\text{C}(\text{O})\text{NR}'\text{R}''$, $-\text{SO}_2\text{R}'''$, $-\text{NR}'\text{R}''$, $-\text{NR}'\text{C}(\text{O})\text{NR}''\text{R}'''$,
 $-\text{NR}'\text{C}(\text{NCN})\text{NR}''\text{R}'''$, $-\text{OR}'$, aryl, heteroaryl, arylalkyl, heteroarylalkyl, heterocyclyl,
 and heterocyclylalkyl;
- R' , R'' and R''' independently are hydrogen, lower alkyl, lower alkenyl, aryl and arylalkyl, and
 30 R'''' is lower alkyl, lower alkenyl, aryl and arylalkyl, or any two of R' , R'' , R''' or R''''
 together with the atom to which they are attached form a 4 to 10 membered

2004270699 16 Sep 2011

carbocyclic, heteroaryl or heterocyclic ring, wherein any of said alkyl, alkenyl, aryl, arylalkyl carbocyclic rings, heteroaryl rings or heterocyclic rings are optionally substituted with one or more groups independently selected from halo, cyano, nitro, trifluoromethyl, difluoromethoxy, trifluoromethoxy, azido, aryl, heteroaryl, arylalkyl, heteroarylalkyl, heterocyclyl, and heterocyclylalkyl;

R^4 and R^5 independently are hydrogen or C_1 - C_6 alkyl, or

R^4 and R^5 together with the atom to which they are attached form a 4 to 10 membered carbocyclic, heteroaryl or heterocyclic ring, wherein said alkyl or any of said carbocyclic, heteroaryl and heterocyclic rings are optionally substituted with one or more groups independently selected from halo, cyano, nitro, trifluoromethyl, difluoromethoxy, trifluoromethoxy, azido, $-NR'SO_2R''$, $-SO_2NRR''$, $-C(O)R''$, $-C(O)OR'$, $-OC(O)R'$, $-NR'C(O)OR''$, $-NR'C(O)R''$, $-C(O)NRR''$, $-SO_2R''$, $-NRR''$, $-NR'C(O)NR''$, $-NR'C(NCN)NR''$, $-OR'$, aryl, heteroaryl, arylalkyl, heteroarylalkyl, heterocyclyl, and heterocyclylalkyl;

R^6 is trifluoromethyl, C_1 - C_{10} alkyl, C_3 - C_{10} cycloalkyl, aryl, arylalkyl, heteroaryl, heteroarylalkyl, heterocyclyl, heterocyclylalkyl, wherein any of said alkyl, cycloalkyl, aryl, arylalkyl, heteroaryl, heteroarylalkyl, heterocyclyl and heterocyclylalkyl portions are optionally substituted with one or more groups independently selected from oxo, halo, cyano, nitro, trifluoromethyl, difluoromethoxy, trifluoromethoxy, azido, $-NR'SO_2R''$, $-SO_2NRR''$, $-C(O)R'$, $-C(O)OR'$, $-OC(O)R'$, $-NR'C(O)OR''$, $-NR'C(O)R''$, $-C(O)NRR''$, $-SO_2R''$, $-NRR''$, $-NR'C(O)NR''$, $-NR'C(NCN)NR''$, $-OR'$, aryl, heteroaryl, arylalkyl, heteroarylalkyl, heterocyclyl, and heterocyclylalkyl;

W is heteroaryl, heterocyclyl, $-C(O)OR^3$, $-C(O)NR^3R^4$, $-C(O)NR^4OR^3$, $-C(O)R^4OR^3$, $-C(O)(C_3-C_{10}$ cycloalkyl), $-C(O)(C_1-C_{10}$ alkyl), $-C(O)(aryl)$, $-C(O)(heteroaryl)$, $-C(O)(heterocyclyl)$ or CR^3OR^3 , wherein any of said heteroaryl, heterocyclyl, $-C(O)OR^3$, $-C(O)NR^3R^4$, $-C(O)NR^4OR^3$, $-C(O)R^4OR^3$, $-C(O)(C_3-C_{10}$ cycloalkyl), $-C(O)(C_1-C_{10}$ alkyl), $-C(O)(aryl)$, $-C(O)(heteroaryl)$, $-C(O)(heterocyclyl)$, and CR^3OR^3 are optionally substituted with one or more groups independently selected from $-NR^3R^4$, $-OR^3$, $-R^2$, C_1 - C_{10} alkyl, C_2 - C_{10} alkenyl, and C_2 - C_{10} alkynyl, wherein any of said C_1 - C_{10} alkyl, C_2 - C_{10} alkenyl, and C_2 - C_{10} alkynyl are optionally substituted with 1 or more groups independently selected from $-NR^3R^4$ and $-OR^3$;

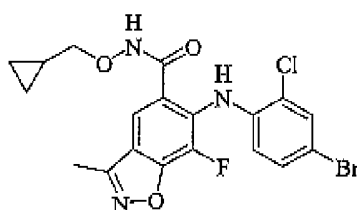
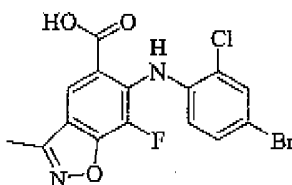
2004270699 21 Oct 2011

m is 0, 1, 2, 3, 4 or 5;

j is 0, 1 or 2; and

Y is NR^3 , O, S, $\text{S}(\text{O})$, $\text{S}(\text{O})_2$, $\text{C}(\text{O})$, or CH_2 .

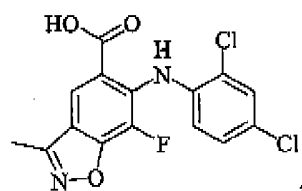
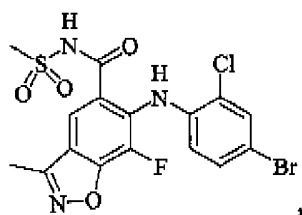
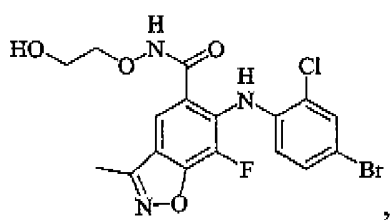
- 5 7. The compound of claim 1 or 4, where R^1 is 2-Cl.
8. The compound of claim 1, where R^7 is Me, NH_2 or H.
9. The compound of any one of claims 1, 2, or 5, where R^8 is Br or Cl.
- 10 10. The compound of claim 1 or 4, where R^9 is F.
11. The compound of claim 1 or 5, where W is $-\text{C}(\text{O})\text{OH}$, $-\text{C}(\text{O})\text{NHOCH}_2\text{-(cyclopropyl)}$, $-\text{C}(\text{O})\text{NHO}(\text{CH}_2)_2\text{OH}$, or $-\text{CONH}(\text{SO}_2)\text{CH}_3$.
- 15 12. The compound of claim 1, having a formula selected from the group consisting of:



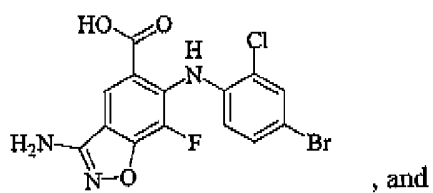
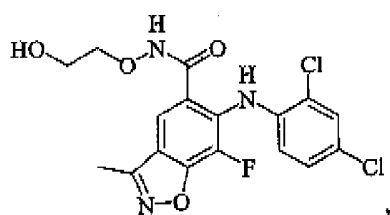
20

16 Sep 2011

2004270699

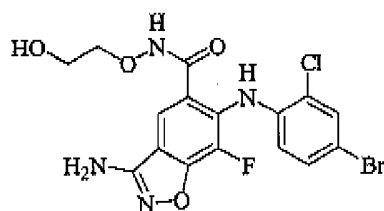


5



, and

10



2004270699 16 Sep 2011

13. The compound of claim 2 or claim 3, where R^1 is Cl.

14. The compound of claim 2, where R^7 is H, 1-(4-methylpiperazinyl), morpholinyl, -NMe₂, or -CH₂(piperidinyl).

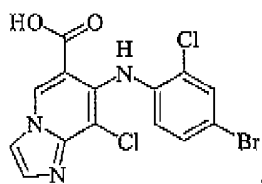
5

15. The compound of claim 2, where R^9 is Cl or H.

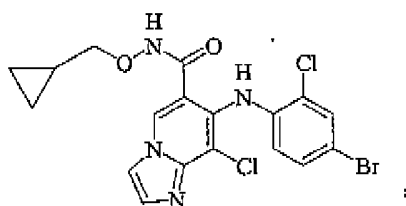
16. The compound of claim 2, where W is -COOH, -C(O)NHOCH₂-(cyclopropyl) or -C(O)NHO(CH₂)₂OH.

10

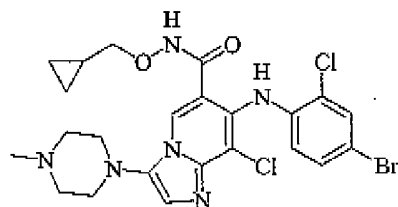
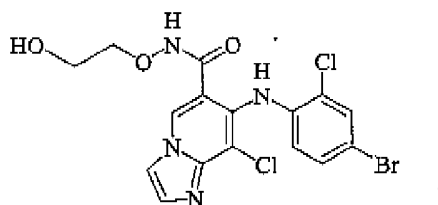
17. The compound of claim 2 having a formula selected from the group consisting of:



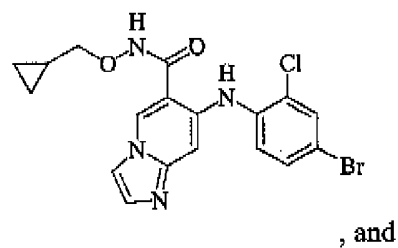
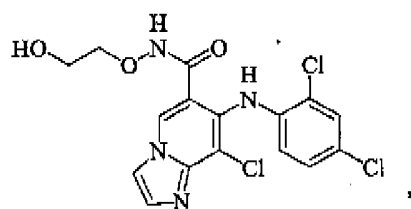
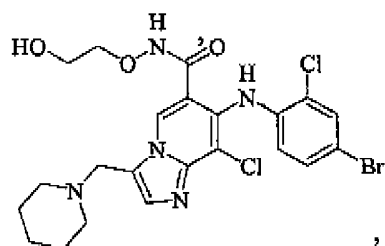
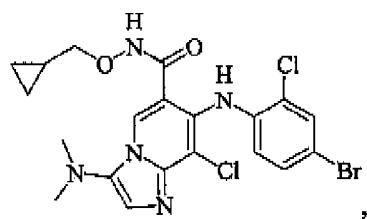
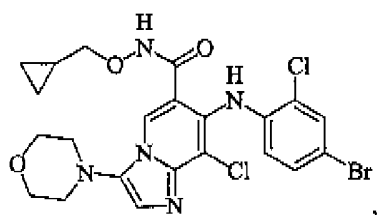
15



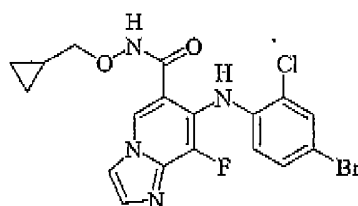
20



2004270699 16 Sep 2011

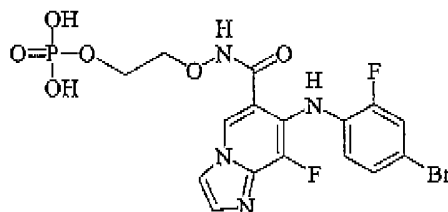


2004270699 16 Sep 2011



5

18. The prodrug of claim 2, wherein said prodrug has the formula



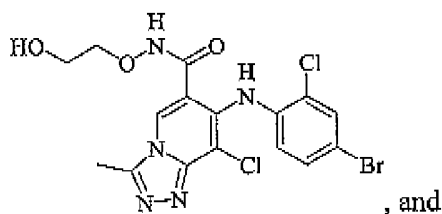
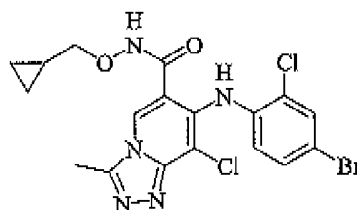
19. The compound of claim 3, where R^7 is methyl or benzyl.

20. The compound of claim 3, where R^8 is Br.

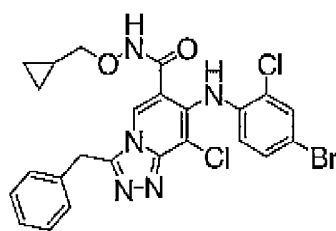
21. The compound of claim 3, where R^9 is Cl.

22. The compound of claim 3, where W is $-C(O)NHOCH_2-(\text{cyclopropyl})$ or $-C(O)NHO(CH_2)_2OH$.

23. The compound of claim 3, having a formula selected from the group consisting of:



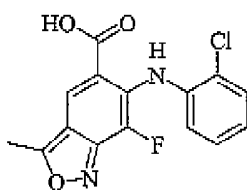
20



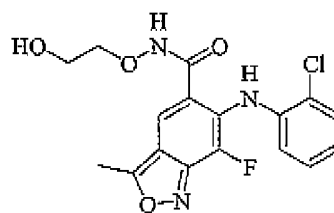
24. The compound of claim 4, where R^7 is methyl.

25. The compound of claim 4, where W is $-\text{COOH}$ or $-\text{C(O)NHO}(\text{CH}_2)_2\text{OH}$.

26. The compound of claim 4, having the formula



or



27. The compound of claim 5, where R^1 is 2-Cl, 2-H, or 2-F.

28. The compound of claim 5, where R^9 is H, F or Cl.

29. A pharmaceutical composition comprising a compound of any one of claims 1 to 28 and a pharmaceutically acceptable carrier.

30. The prodrug of any one of claims 1 to 5, comprising the compound of Formula I, II, III, IV or V, respectively, covalently coupled to an amino acid residue.

31. The prodrug of claim 30, wherein the amino acid residue is valine.

2004270699 16 Sep 2011

32. The prodrug of any one of claims 1 to 5, wherein said prodrug is a phosphate ester of the compound of Formula I, II, III, IV or V, respectively.
33. Use of a compound of any one of claims 1 to 5 for the preparation of a medicament
5 for inhibiting MEK activity in a mammal.
34. Use of a compound of any one of claims 1 to 5 for the preparation of a medicament for treatment of a hyperproliferative disorder in a mammal.
- 10 35. A method for treating a hyperproliferative disorder in a mammal, the method comprising administering to a mammal a therapeutically effective amount of a compound of any one of claims 1 to 28 or of a pharmaceutical composition of claim 29.
36. A compound of claim 1, wherein:
15 R^1 is 2-Cl;
 R^7 is Me, NH_2 or H;
 R^8 is Br or Cl;
 R^9 is F; and
W is -C(O)OH, -C(O)NHOCH₂-(cyclopropyl), -C(O)NHO(CH₂)₂OH, or
20 -CONH(SO₂)CH₃.
37. A compound of claim 2, wherein:
 R^1 is 2-Cl;
 R^7 is H, 1-(4-methylpiperazinyl), morpholinyl, -NMe₂, or -CH₂(piperidinyl);
25 R^8 is Cl or Br;
 R^9 is Cl or H; and
W is -C(O)OH, -C(O)NHOCH₂-(cyclopropyl), or -C(O)NHO(CH₂)₂OH.
38. The compound of claim 3, wherein
30 R^1 is Cl;
 R^7 is methyl or benzyl;

2004270699 16 Sep 2011

R^8 is Br,

R^9 is Cl; and

W is $C(O)OH$, $-C(O)NHOCH_2-(cyclopropyl)$, or $-C(O)NHO(CH_2)_2OH$.

5 39. The compound of claim 4, wherein:

R^1 is 2-Cl;

R^7 is methyl;

R^9 is F; and

W is $-C(O)OH$ or $-C(O)NHO(CH_2)_2OH$.

10

40. The compound of claim 5, wherein:

R^1 is 2-Cl, 2-H or 2-F;

R^8 is Cl or Br;

R^9 is H, F or Cl; and

15 W is $-C(O)OH$, $-C(O)NHOCH_2-(cyclopropyl)$, $-C(O)NHO(CH_2)_2OH$, or
 $-CONH(SO_2)CH_3$.

20 **ARRAY BIOPHARMA, INC**

20

WATERMARK PATENT AND TRADE MARKS ATTORNEYS

25 P26891AU00

1/25

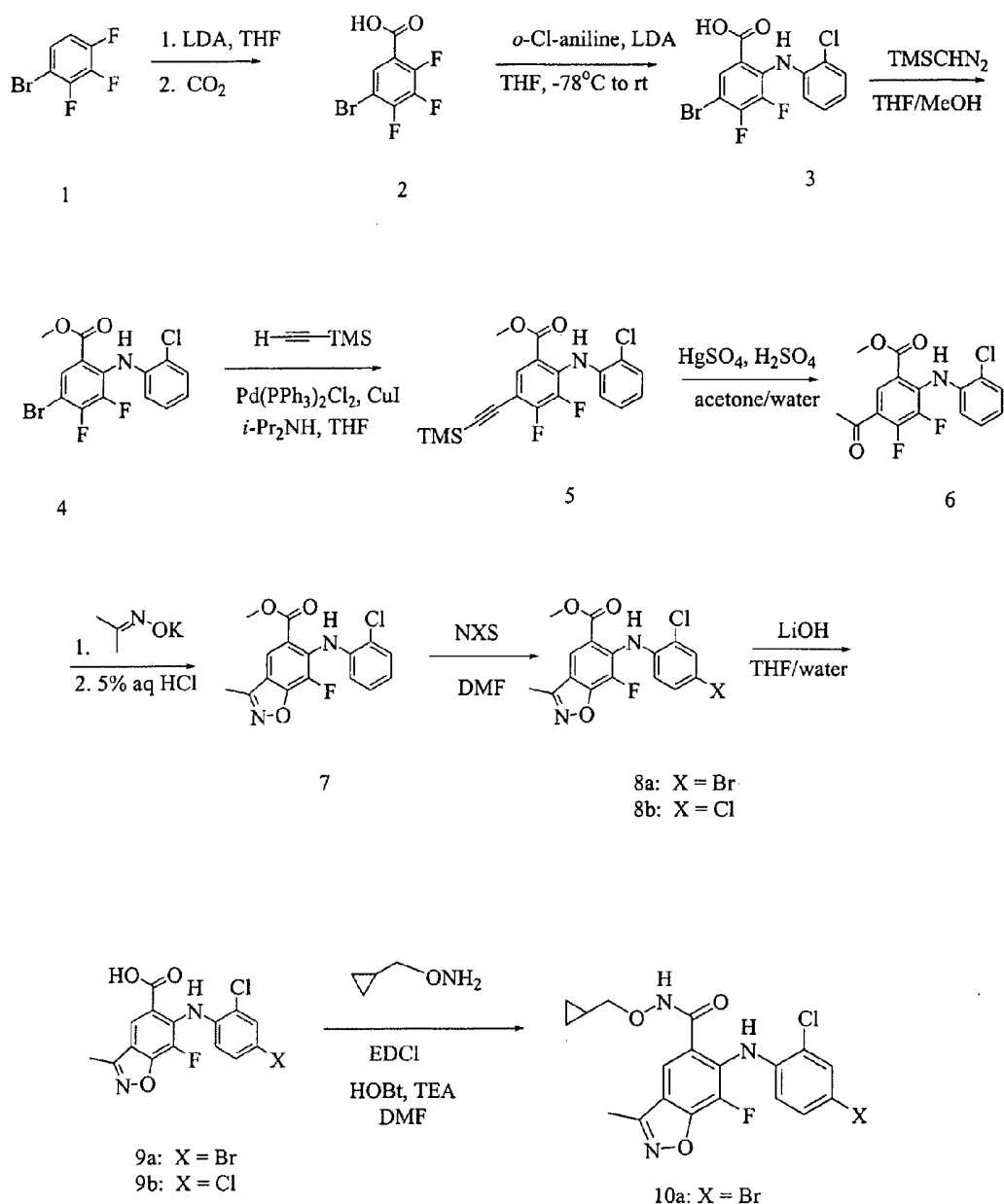


FIG. 1

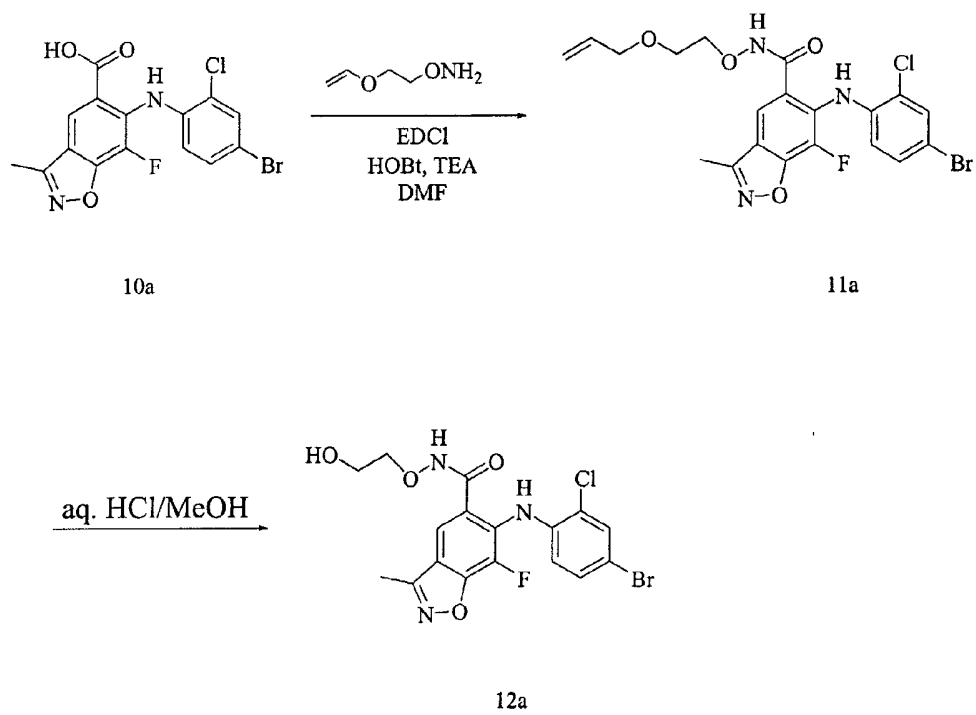


FIG. 2

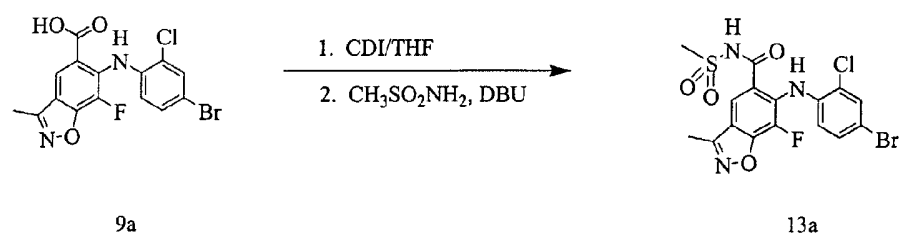


FIG. 3

4/25

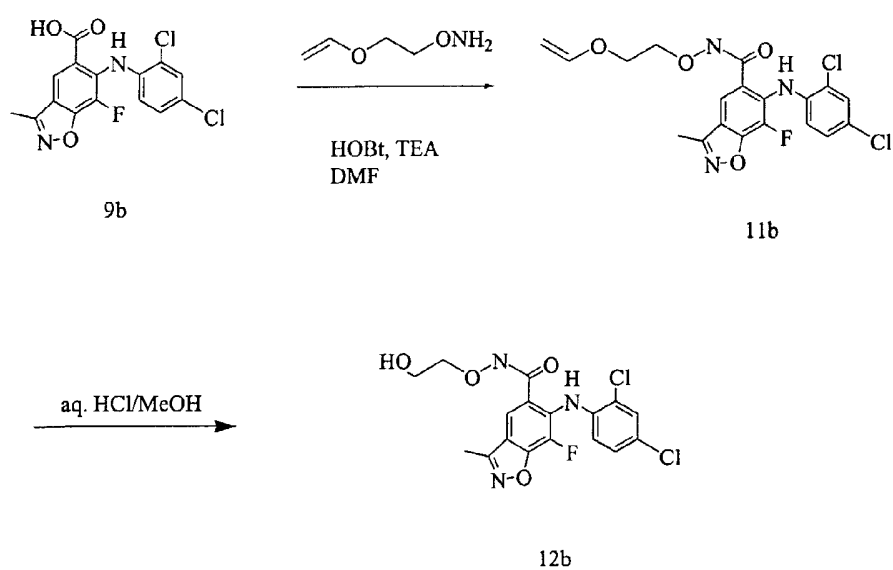


FIG. 4

5/25

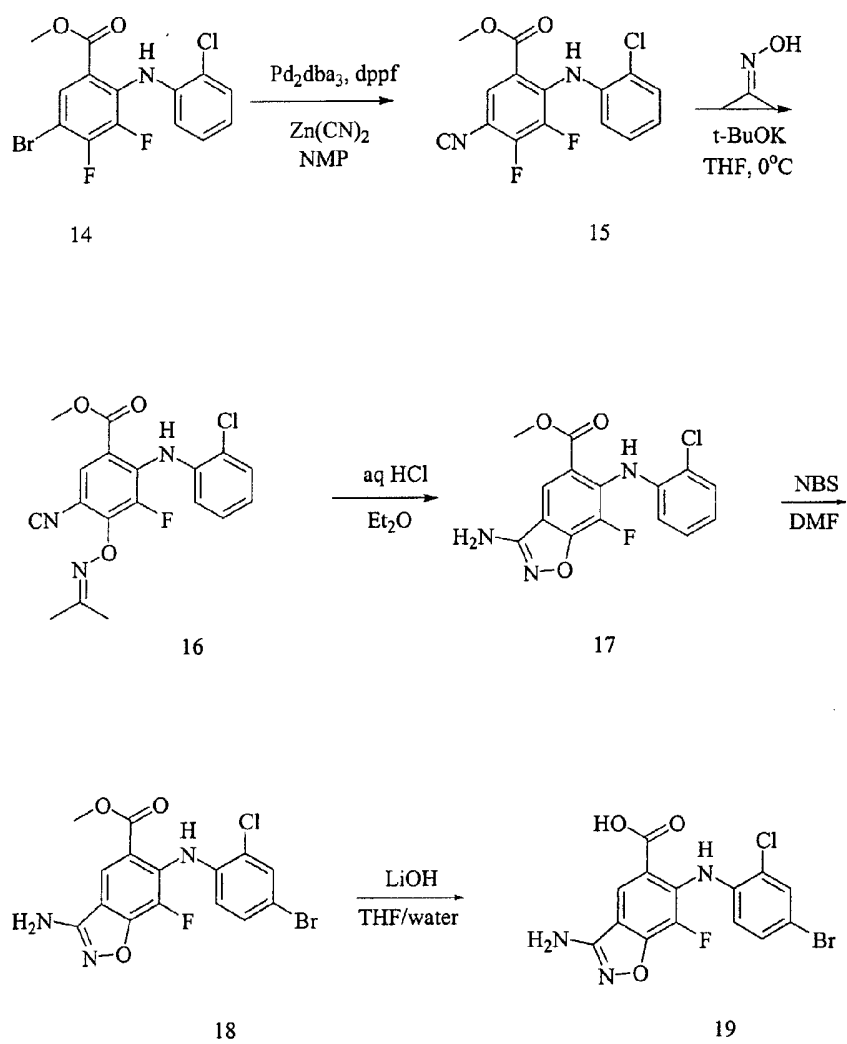


FIG. 5

6/25

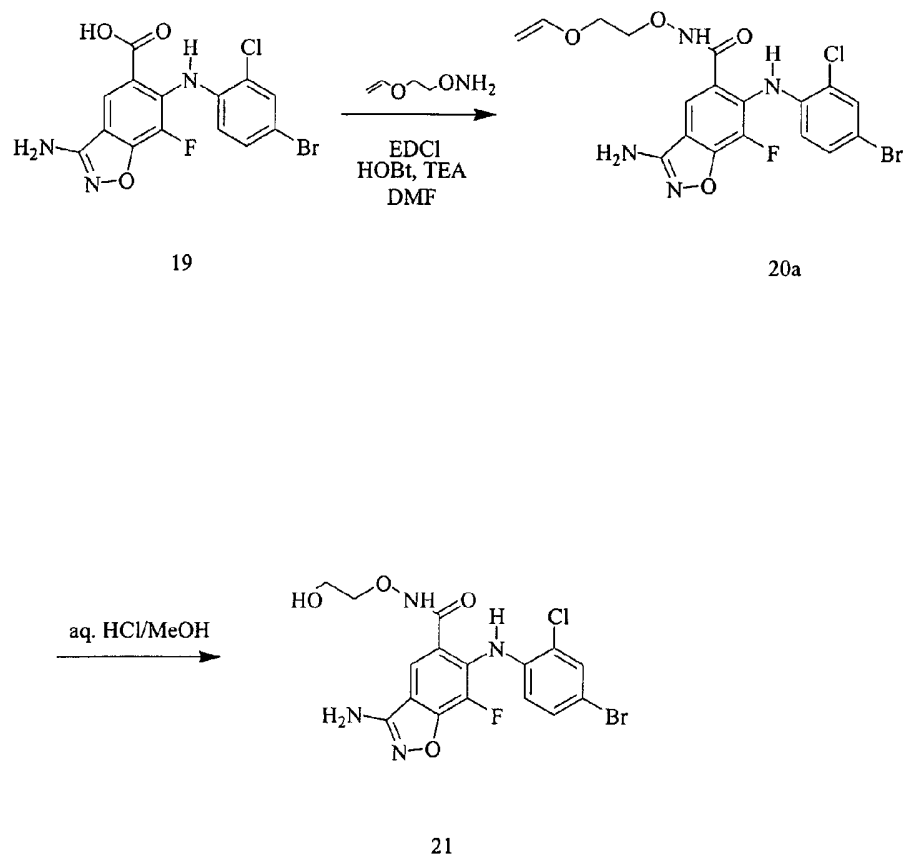


FIG. 6

7/25

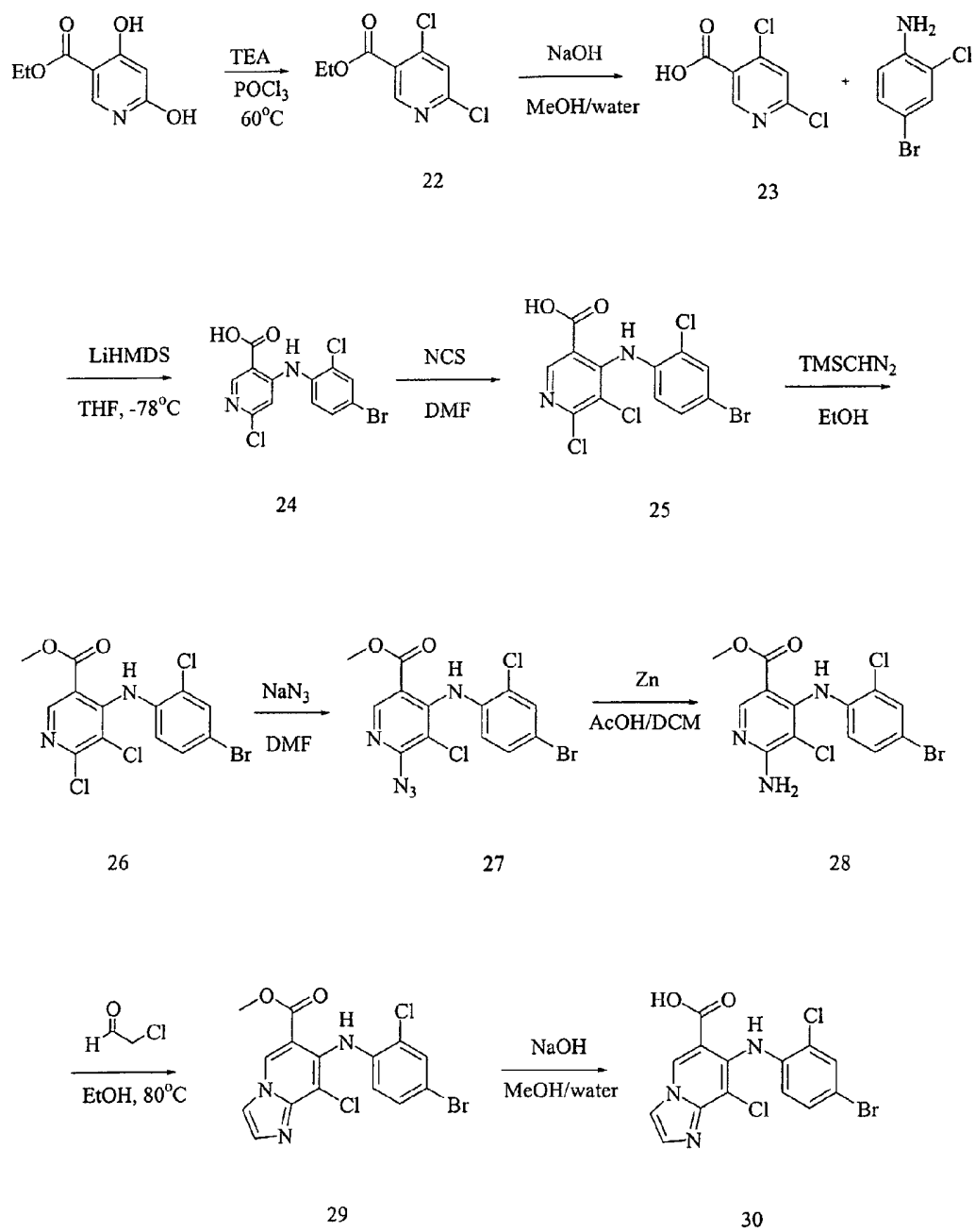


FIG. 7

8/25

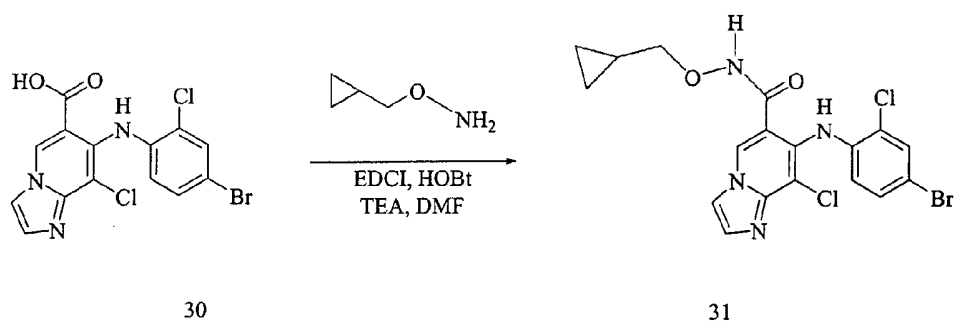


FIG. 8

9/25

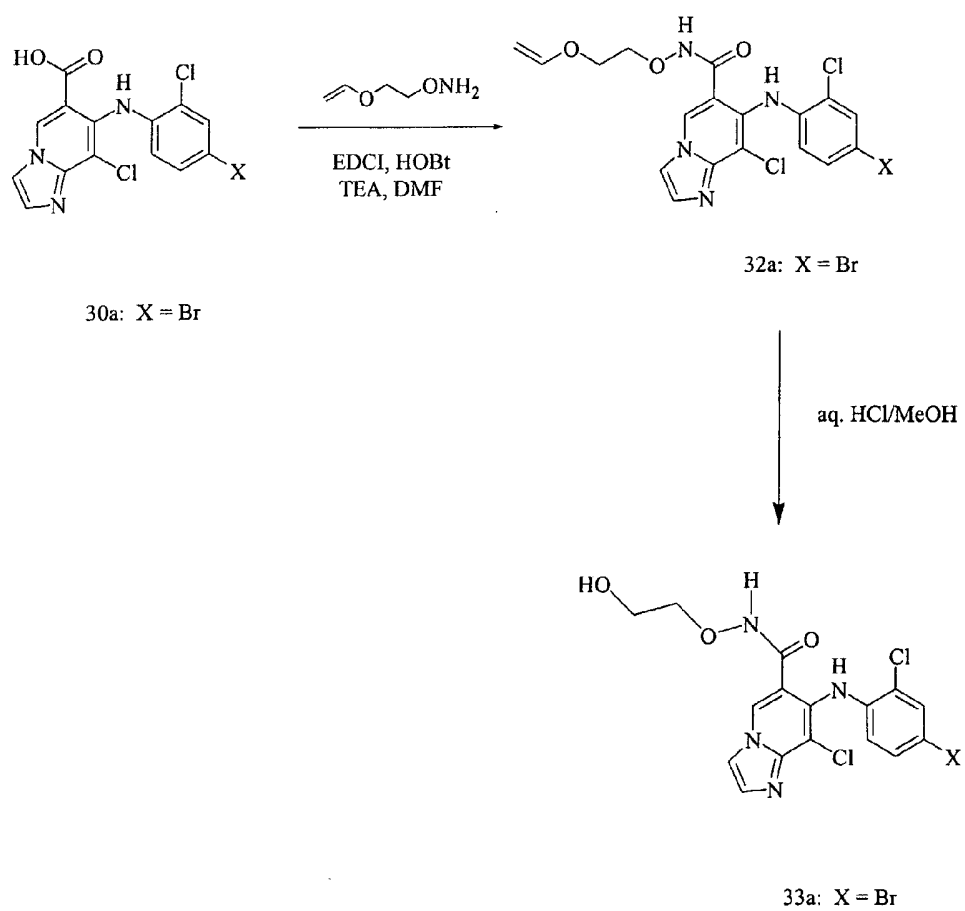
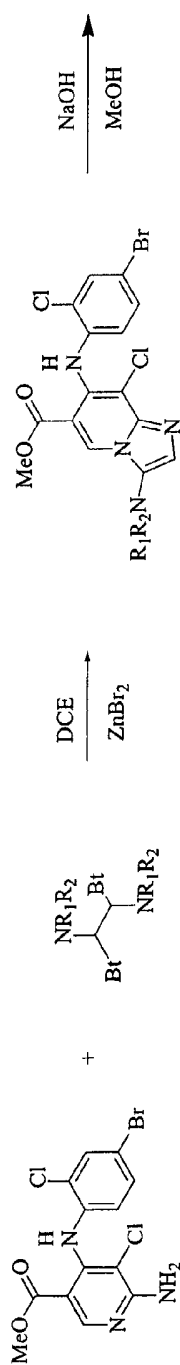
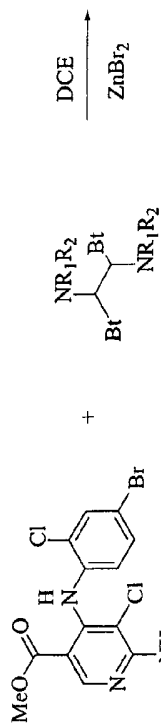
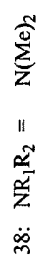
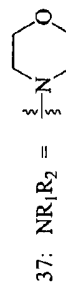
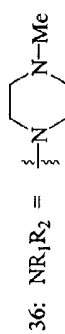
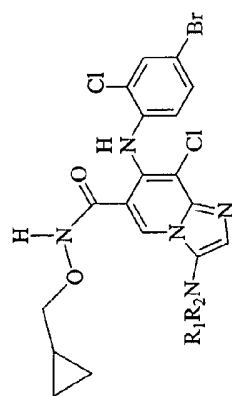


FIG. 9

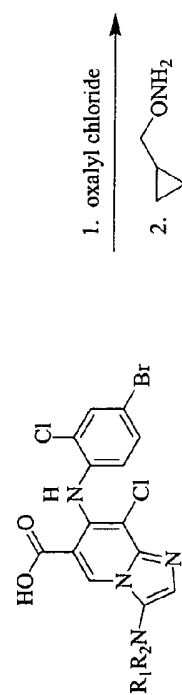
10/25



34



Bt = benzotriazole



35

FIG. 10

11/25

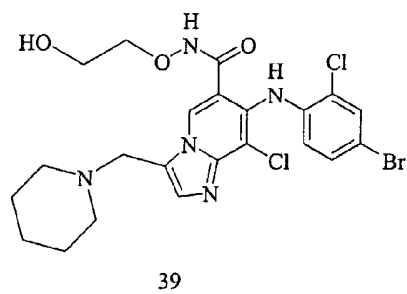
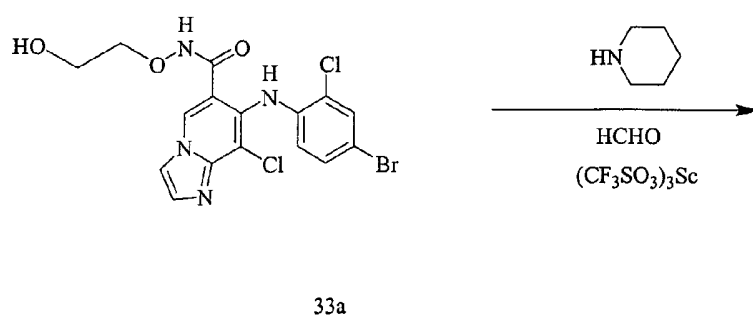


FIG. 11

12/25

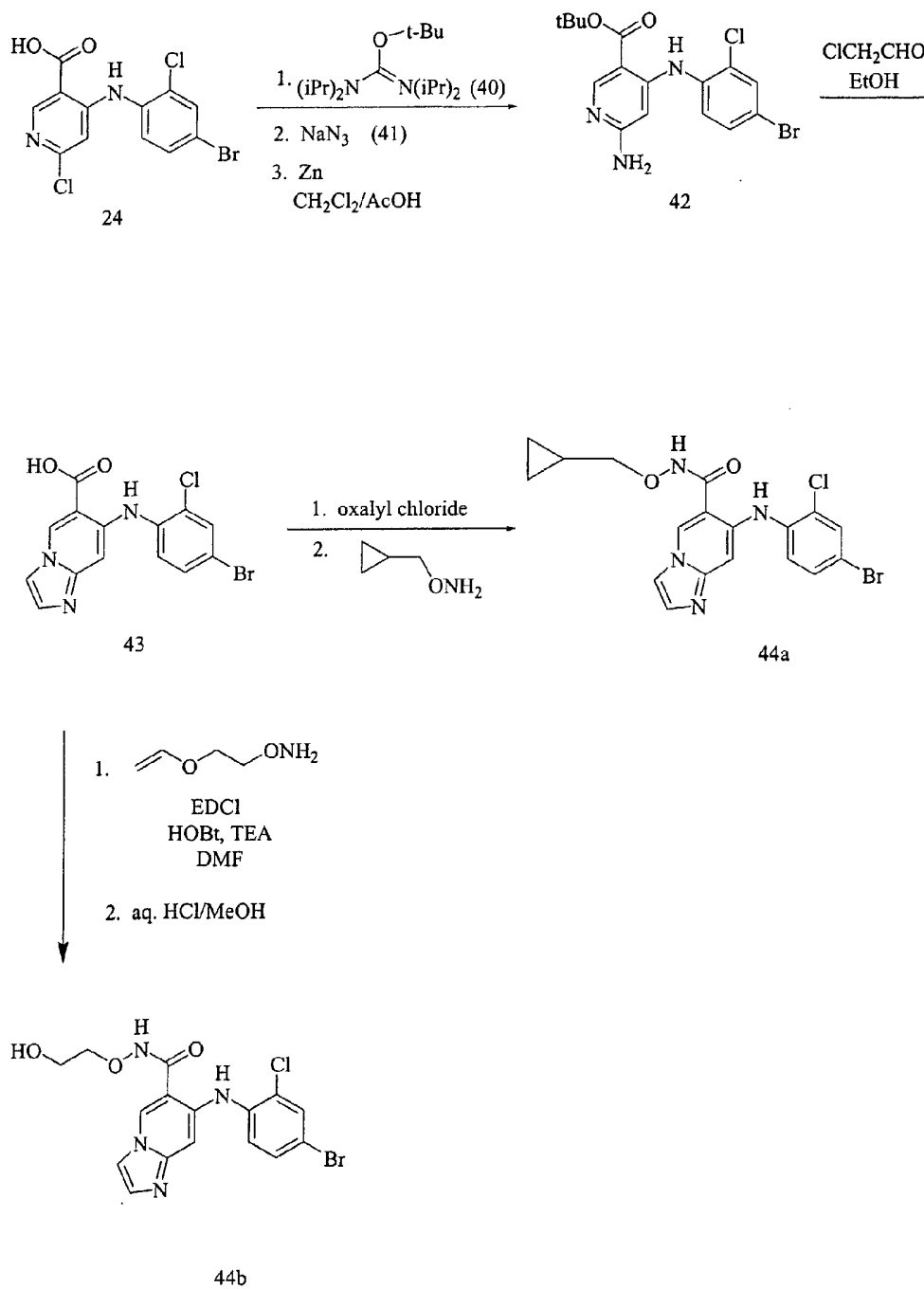


FIG. 12

13/25

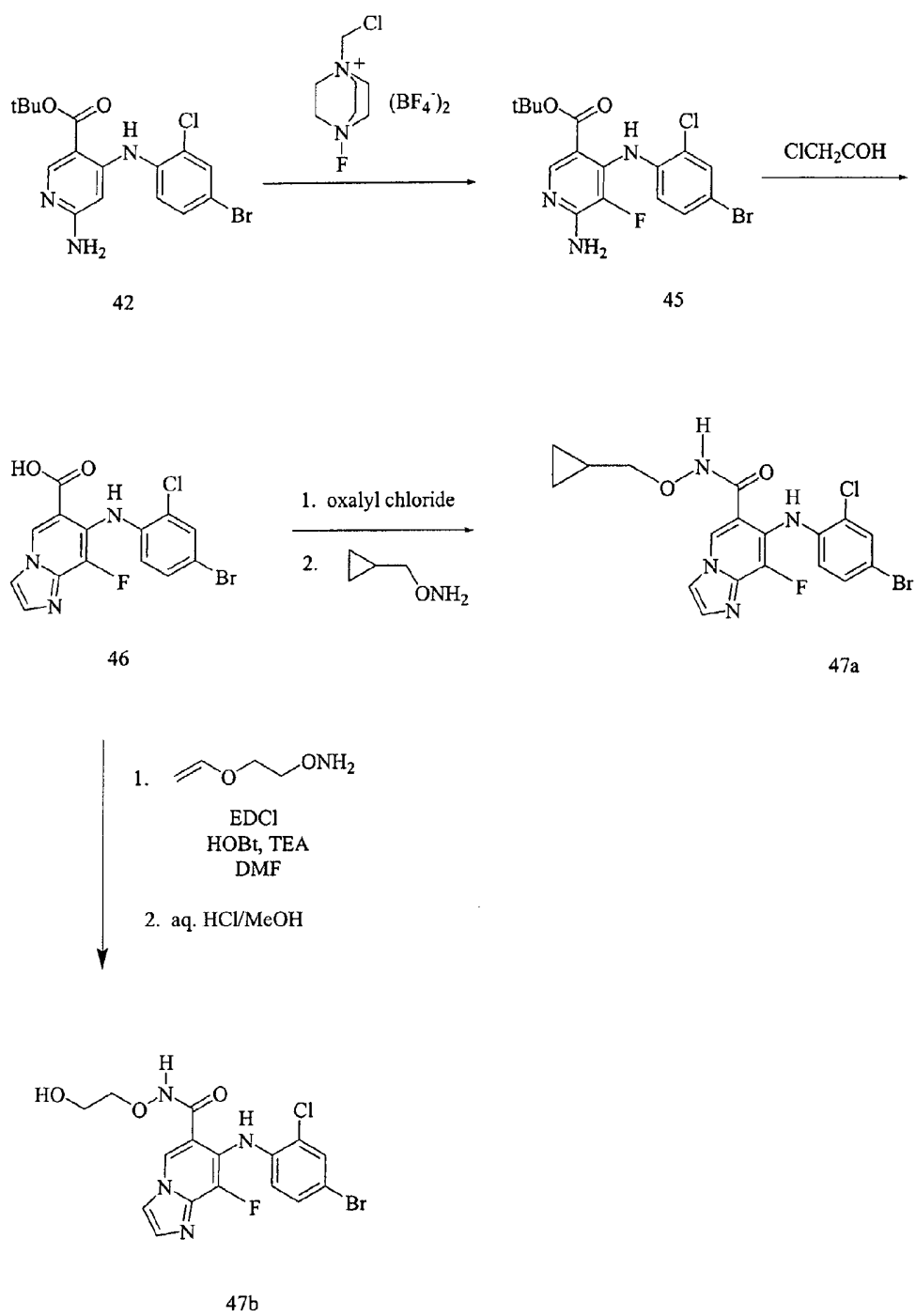


FIG. 13

14/25

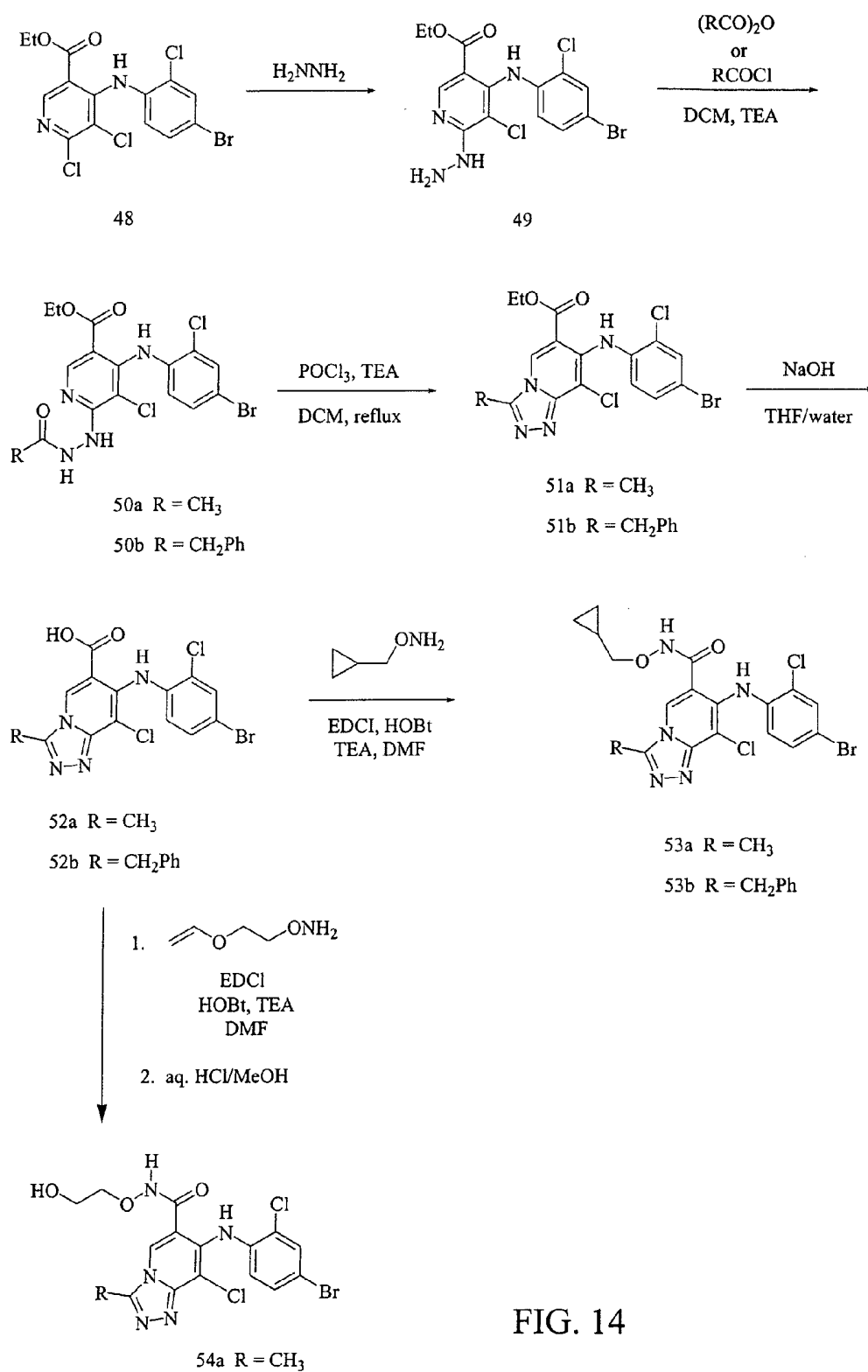


FIG. 14

15/25

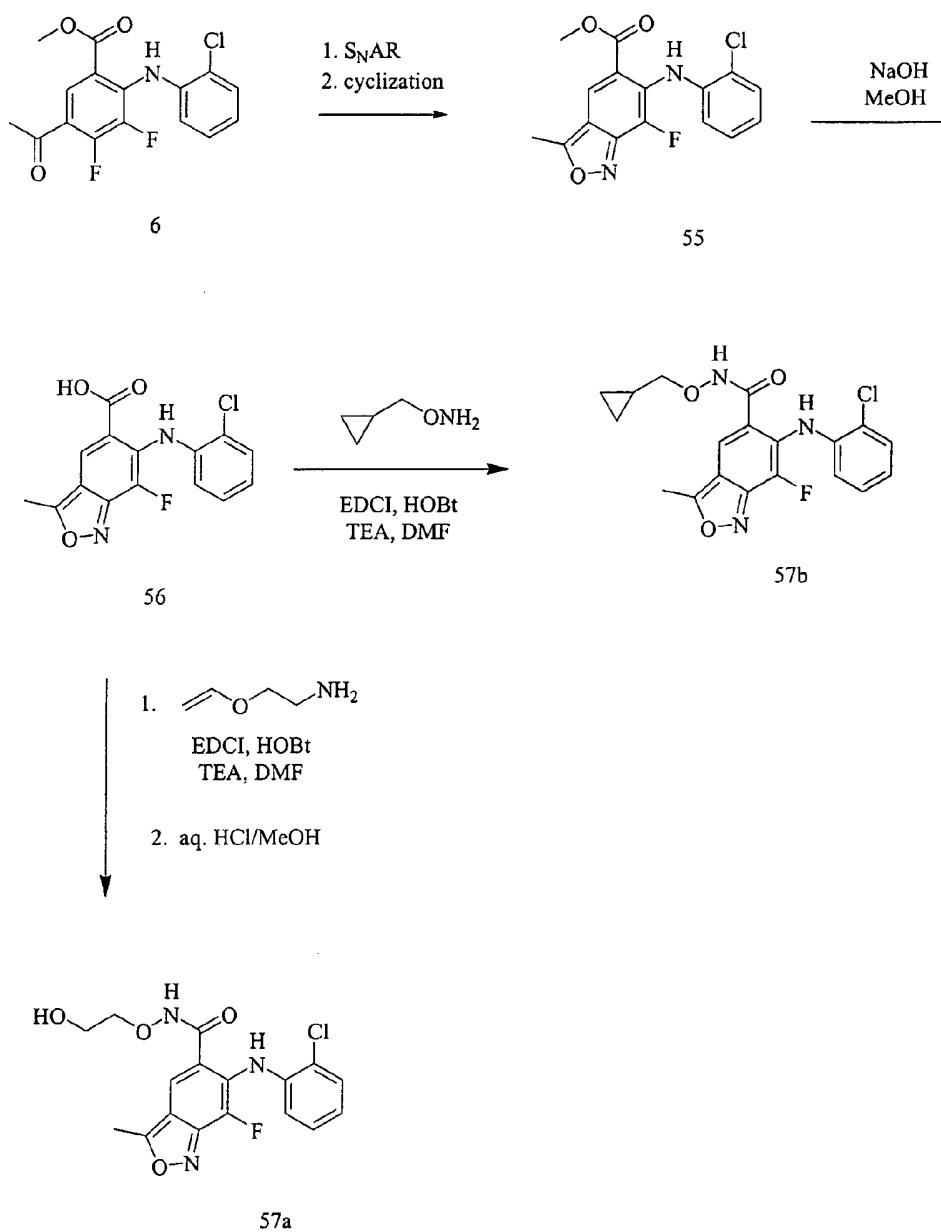


FIG. 15

16/25

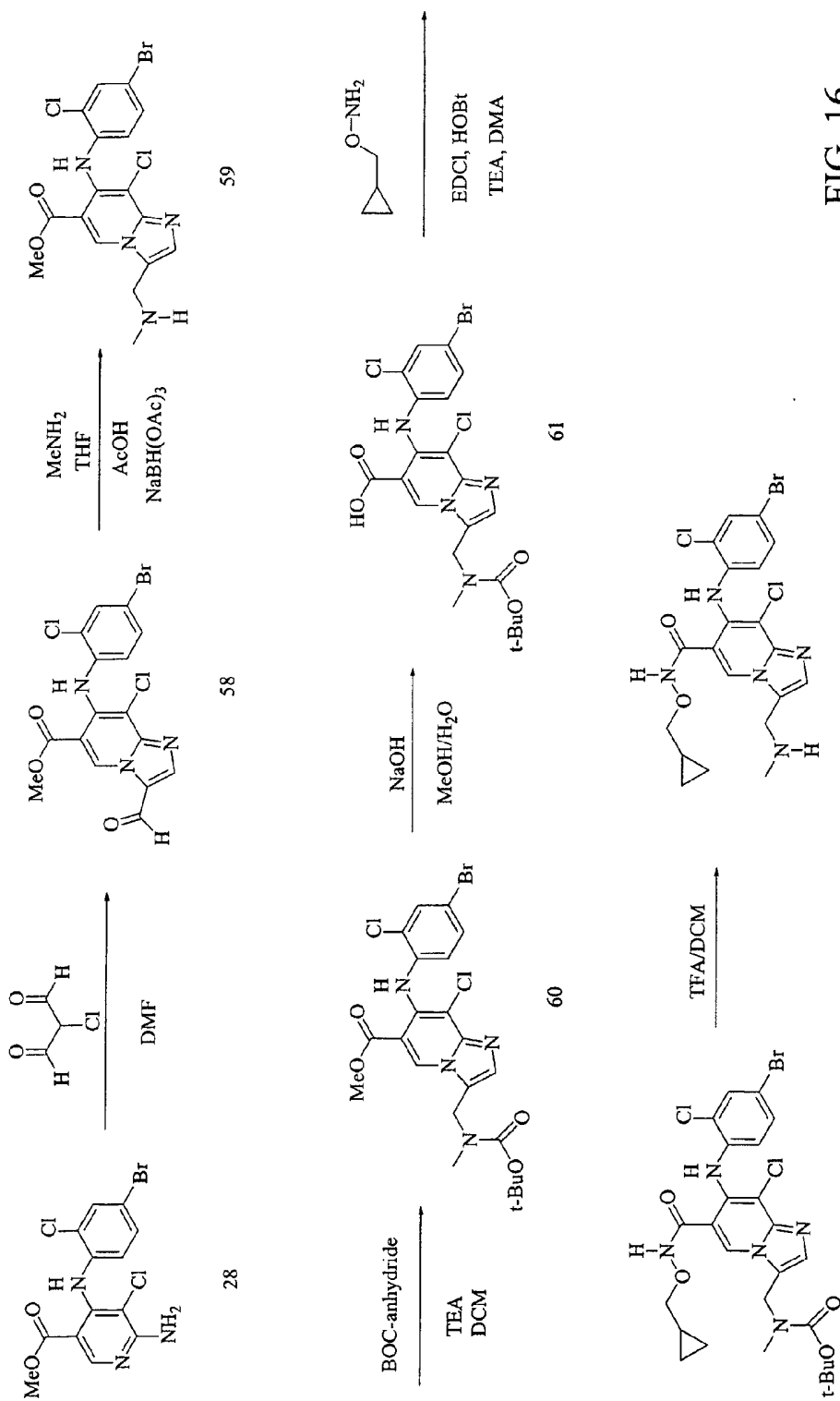


FIG. 16

63

62

61

60

59

58

28

17/25

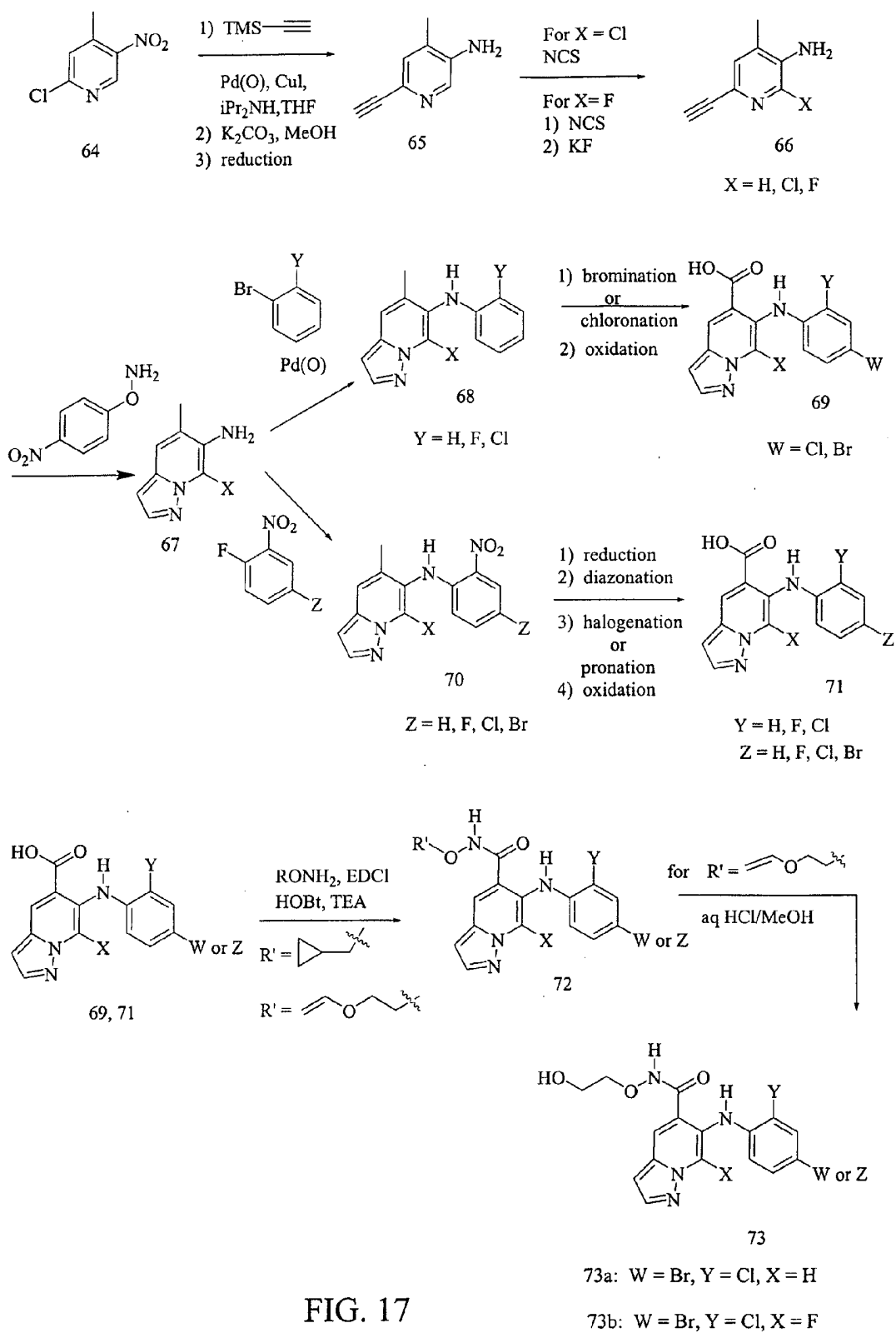


FIG. 17

18/25

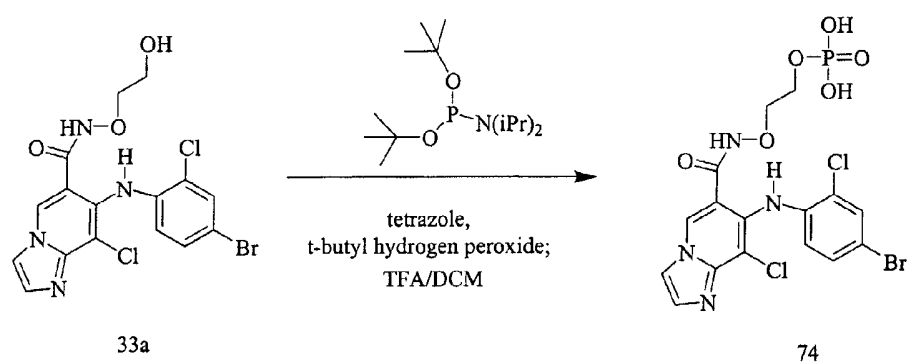


FIG. 18

19/25

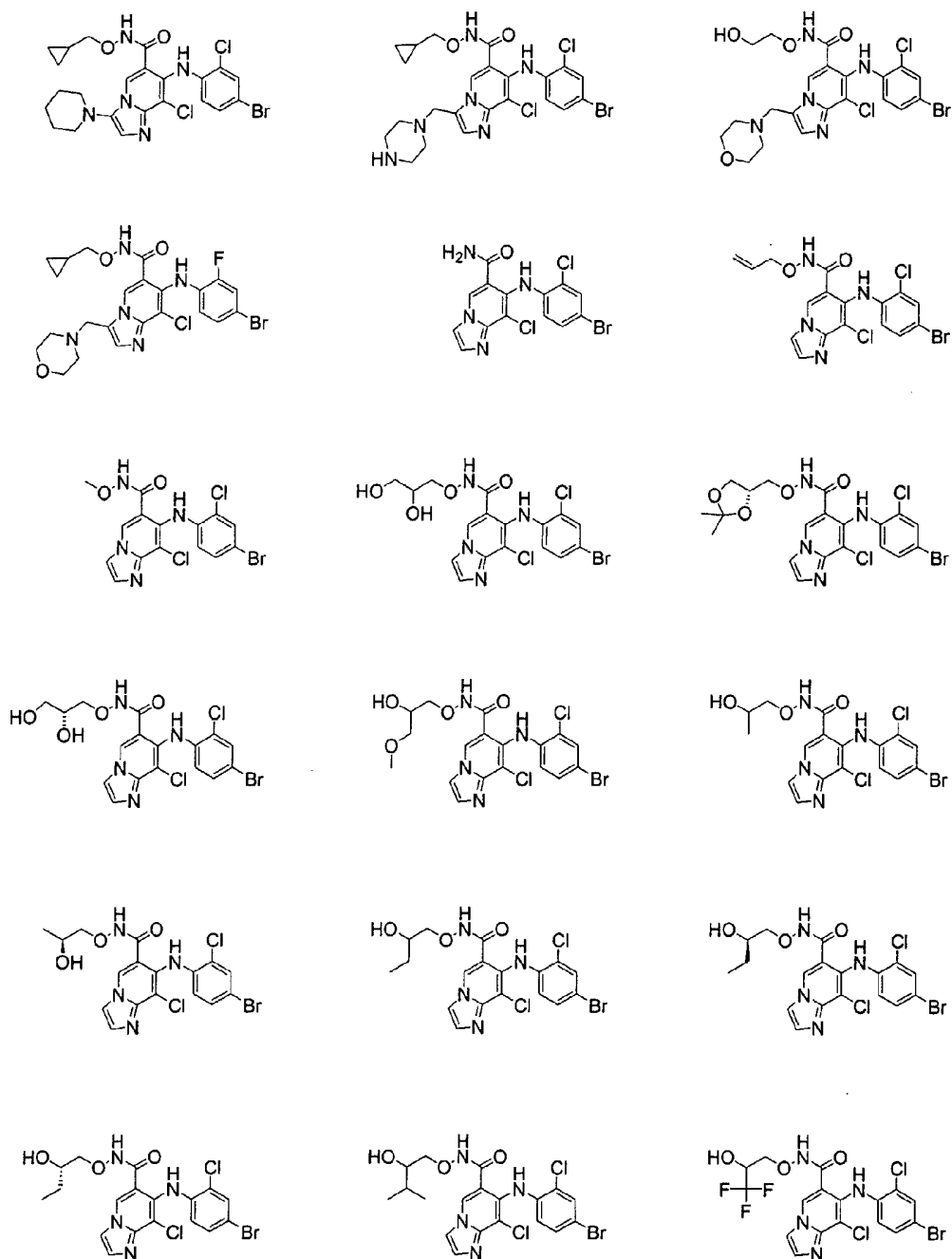


FIG. 19A

20/25

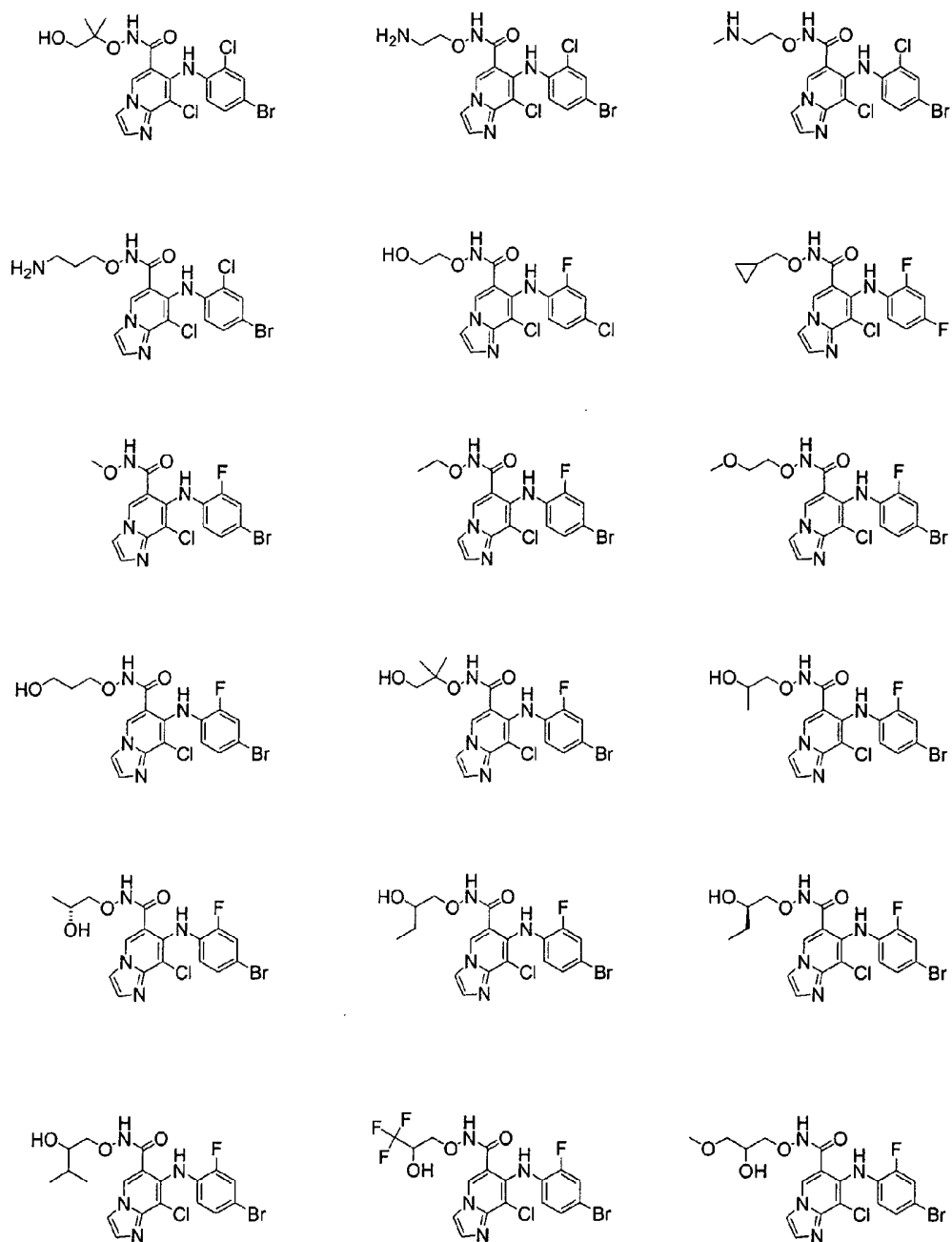


FIG. 19B

21/25

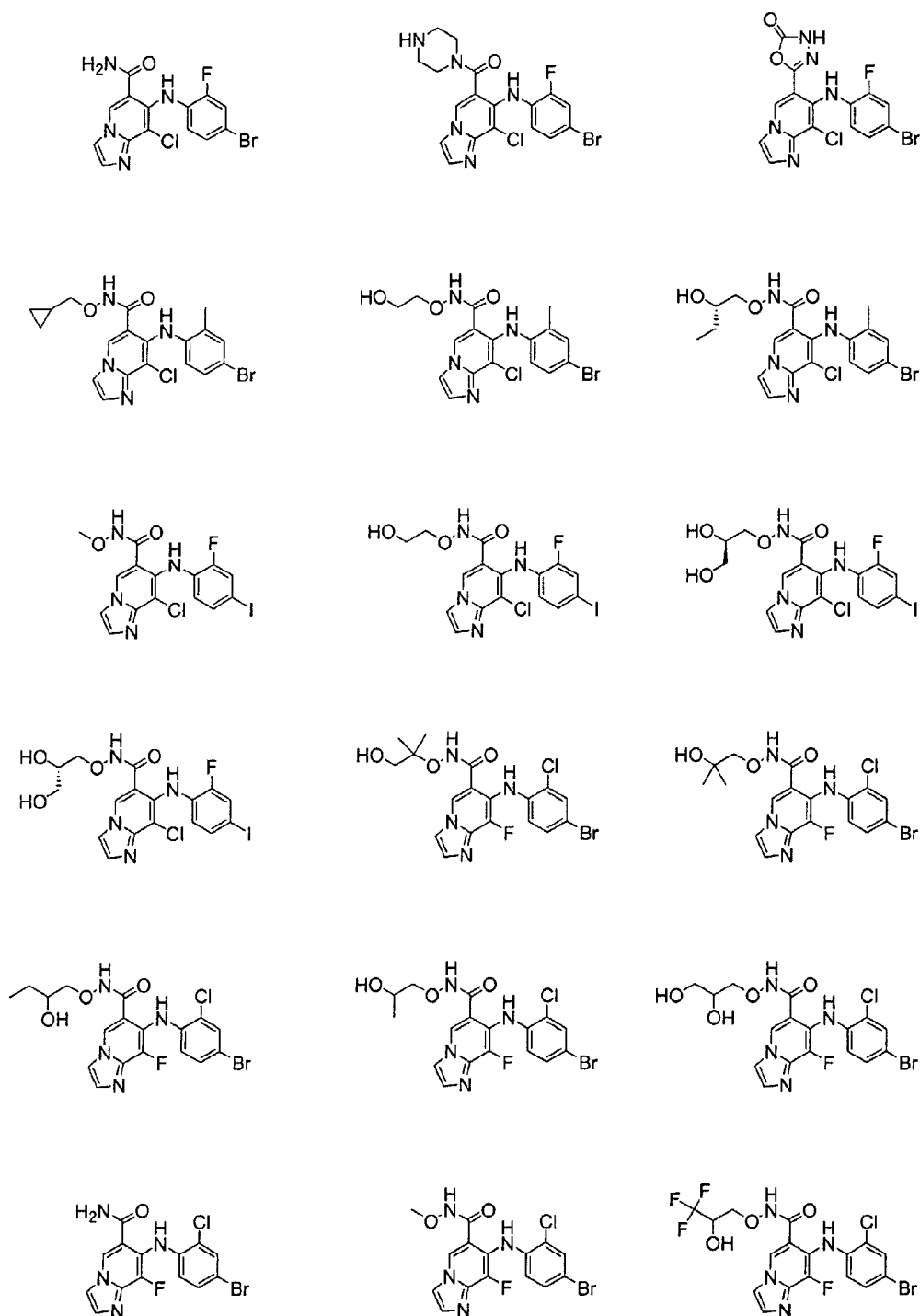


FIG. 19C

22/25

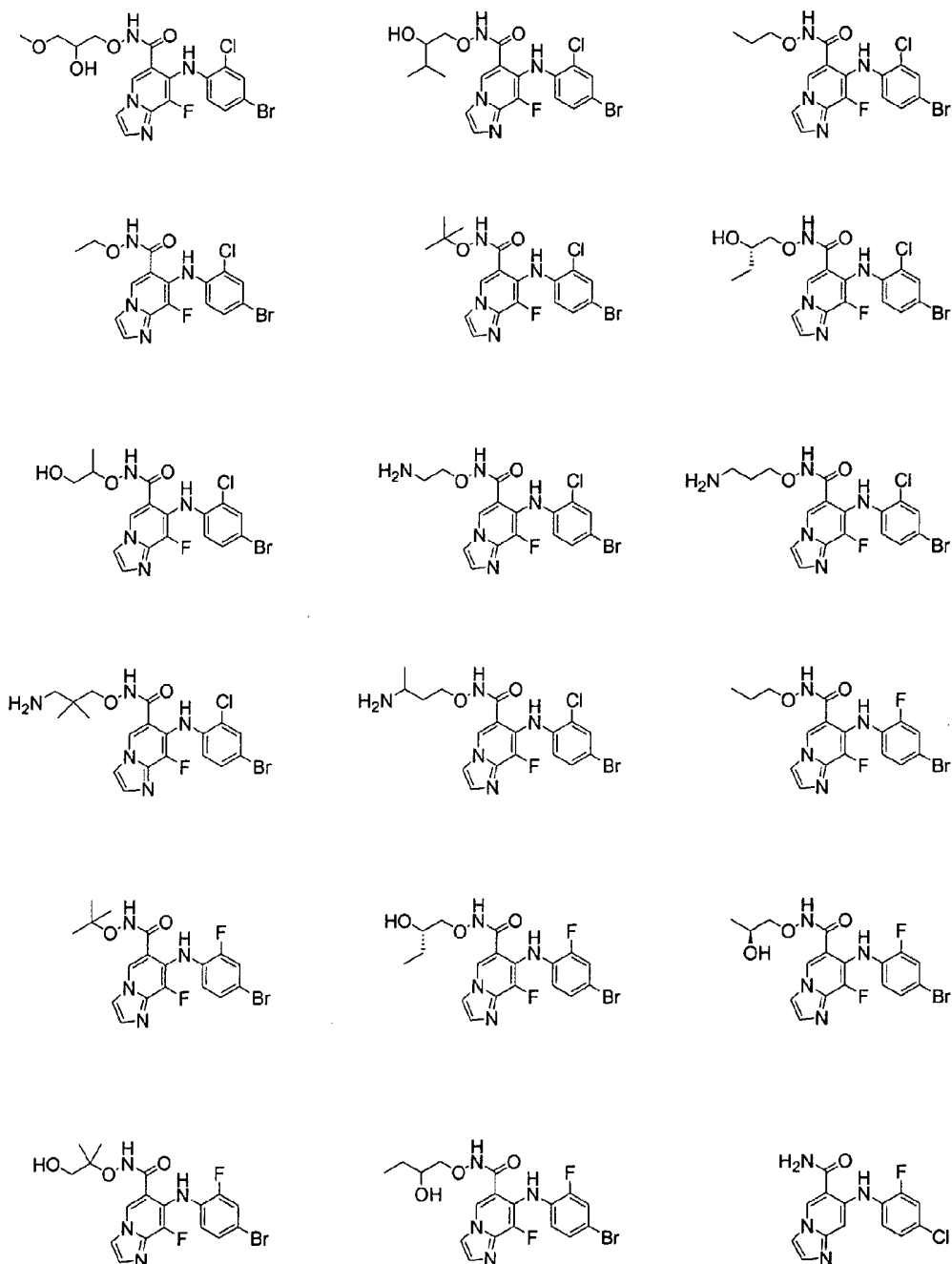


FIG. 19D

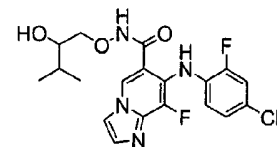
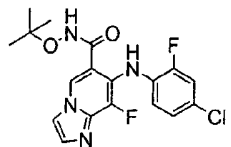
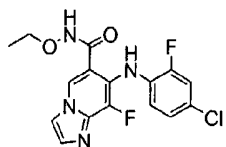
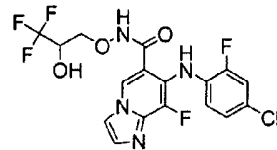
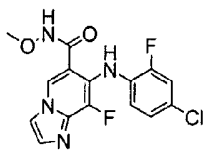
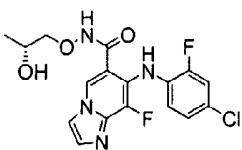
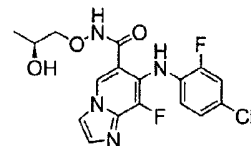
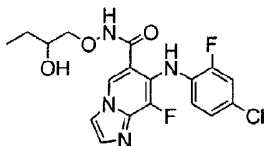
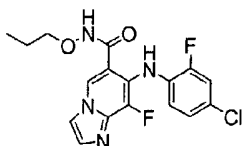
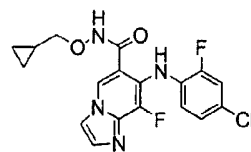
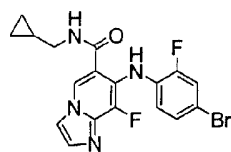
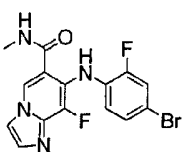
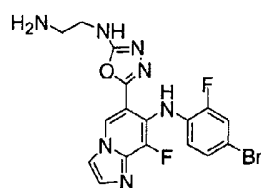
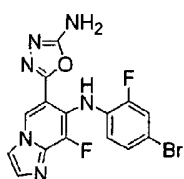
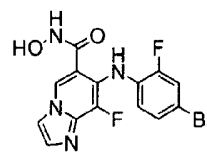
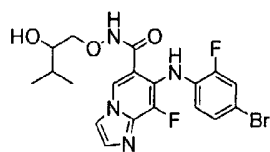
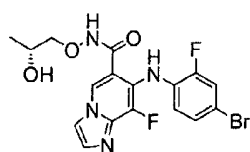


FIG. 19E

24/25

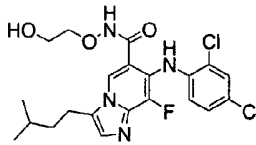
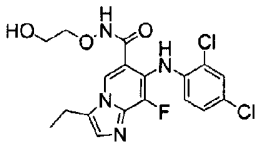
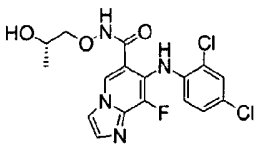
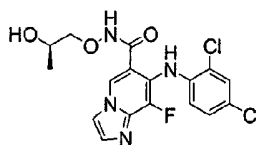
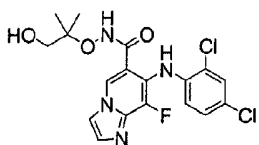
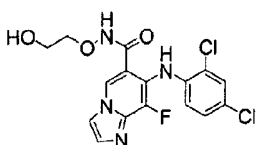
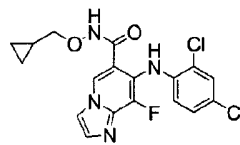
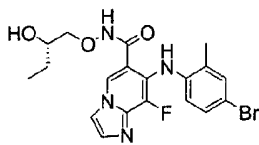
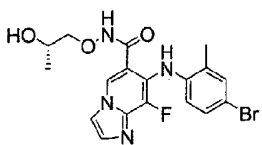
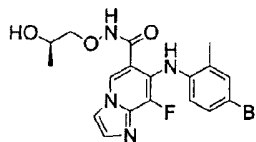
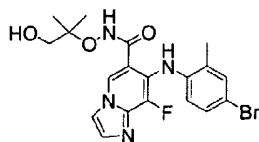
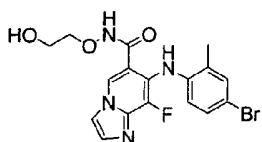
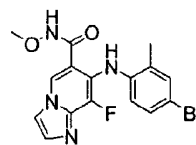
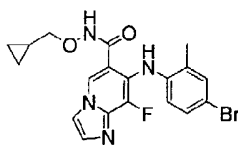
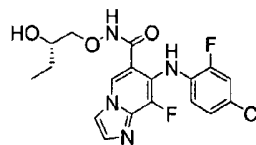
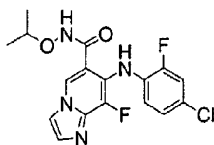
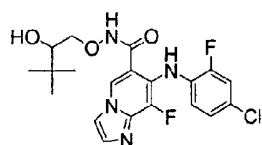


FIG. 19F

25/25

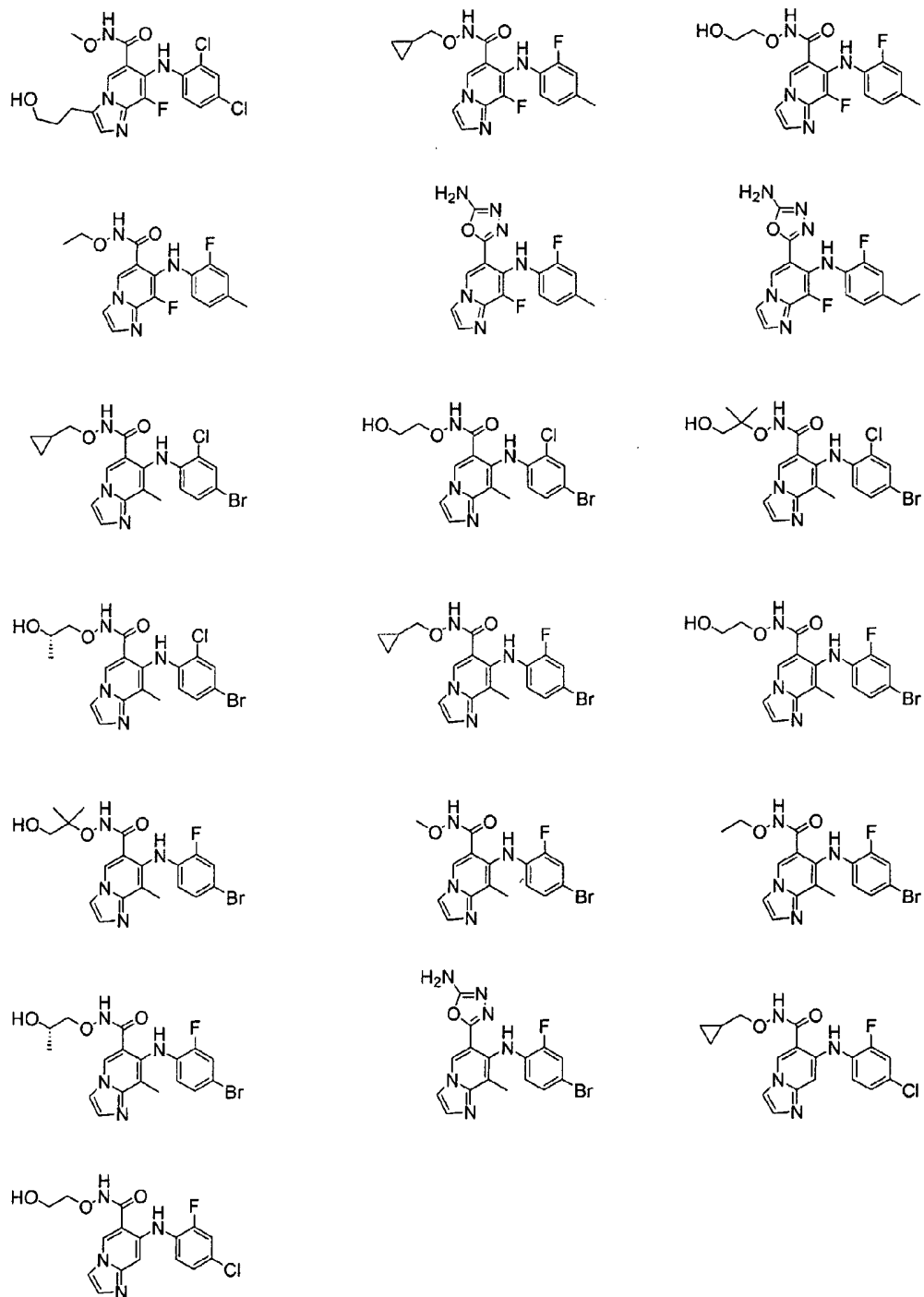


FIG. 19G